



Catalog No. 1015
June 2015
Supersedes Catalog
May 2011
Weatherly Index 500

Catalog N° 1015
Juin 2015
Remplace Catalogue
Mai 2011
Index saisonnier 500

Catálogo No. 1015
Junio 2015
Sobrepasa Catálogo
Mayo 2011
Indice Weatherly 500

Spark Plug

Application Catalog

Catalogue Des Applications De
Bougies

Catálogo De Aplicación De
Bujías

2015





When Performance Counts. Quand la performance compte. Cuando el rendimiento cuenta.

CHAMPION® IRIDIUM



Patented iridium center and platinum ground electrodes ensure maximum life.
Électrode centrale en iridium et électrode de masse en platine brevetées qui assurent une durée de vie maximale.
Electrodos central de iridio y de tierra de platino patentados que aseguran la máxima duración.



Fine-wire center electrode and V-trimmed ground produces sharpest spark focus.
Électrode centrale fine et électrode de masse en V offrant une concentration optimale de l'étincelle.
Electrodo central de alambre fino y tierra recortada en V que produce la concentración más precisa de la chispa.

Exclusive Heat-Active™ alloy maintains stable operating temperature under all engine loads.


Alliage exclusif Heat-Active^{MC} qui maintient une température de fonctionnement stable, peu importe la charge du moteur.

La aleación exclusiva Heat-Active™ mantiene una temperatura de operación estable en todas las cargas de motor.

DOUBLE PLATINUM POWER™



Patented center and ground electrodes. Uses proprietary ground electrode weld process to ensure longer life.
Électrodes centrale et de masse brevetées. Électrode de masse soudée au moyen d'un procédé exclusif qui lui assure une durée de vie accrue.
Electrodos central y de tierra patentados. Usa un proceso de soldadura de electrodo de tierra propietario para asegurar la máxima duración.



Fine-wire center electrode and V-trimmed ground produce sharper spark focus.
Électrode centrale fine et électrode de masse en V qui produisent une meilleure concentration de l'étincelle.
Electrodo central de alambre fino y tierra recortado en V que producen una concentración precisa de la chispa.

Exclusive Heat-Active™ alloy maintains stable operating temperature under all engine loads.

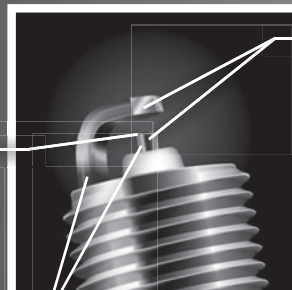
Alliage exclusif Heat-Active^{MC} qui maintient une température de fonctionnement stable, peu importe la charge du moteur.

La aleación exclusiva Heat-Active™ mantiene una temperatura de operación estable en todas las cargas de motor.

PLATINUM POWER™



Patented center electrode for long life.
Électrode centrale brevetée offrant une longue durée de vie.
Electrodo central patentado de larga duración.



Thin-wire center electrode and V-trimmed ground produce sharp spark focus.
Électrode centrale fine et électrode de masse en V qui concentrent l'étincelle.
Electrodo central de alambre fino y tierra recortada en V que producen una concentración precisa de la chispa.

Exclusive Heat-Active™ alloy maintains stable operating temperature under all engine loads.

Alliage exclusif Heat-Active^{MC} qui maintient une température de fonctionnement stable, peu importe la charge du moteur.

La aleación exclusiva Heat-Active™ mantiene una temperatura de operación estable en todas las cargas de motor.


APPLICATIONS / APPLICATIONS / APLICACIONES

	Automobiles, Vans, Trucks Voitures, fourgonnettes et camions Automóviles, furgonetas, camionas	1		Marine Engines - Jetboats Bateaux à réaction Embarcaciones a chorro	548
	Medium Duty Truck Camions semi-lourds Camiones semi-pesados	341		Lawn & Garden Equipment Bougies pour petits moteurs Motores de césped y jardín	554
	Vintage Automobiles 1966 & Older Voitures anciennes 1920-1966 Automóviles más antiguos de 1920-1966	355		Chainsaws Scies à chaîne Sierras de cadenas	665
	Vintage Trucks And Buses 1966 & Older Camions et autobus anciens 1920-1966 Camiones y autobuses más antiguos de 1920-1966	362		Snow Removal Equipment Équipement De Déneigement Equipos Quitanieves	676
	ATV VTT Vehículos para todo terreno	365		Lighting Plants & Generators Groupes d'éclairage et générateurs Plantas de iluminación y generadores	683
	Golf Carts / Go Karts Voiturettes de golf / Voiturettes de cart Carritos de golf / Carritos de cart	374		Pumps, Compressors & Refrigeration Units Pompes, compresseurs et unités de réfrigération Bombas, compresores y unidades de refrigeración	696
	Mopeds Cyclomoteurs Motocicletas	377		Power Equipment Engines Moteurs d'équipement motorisé Motores de equipos	715
	Motorcycles, Minibikes, etc. Motocyclettes, Mini-motos, etc. Motos, Minimotos, etc.	386		Farm Tractors & Machinery Tracteurs et machinerie agricoles Tractores y maquinaria agrícola	735
	Snowmobiles Motoneiges Trineos motorizados	444		Industrial Tractors & Lift Trucks Tracteurs et chariots élévateurs industriels Tractores y montacargas industriales	745
	Marine Engines - Inboard - Stern Drive Moteurs de bateaux-en-bord-semi-hors-bord Motores marinos-a bordo-impulsión a popa	465		Road Construction Machinery Équipement de construction routière Maquinaria para la construcción de carreteras	760
	Marine Engines - Outboard Moteurs de bateaux-hors-bord Motores marinos-fuera borda	495		Commercial, Stationary, & Gas Engine Applications Moteurs commerciaux, stationnaires et à essence - 5/8"-24 Motores comerciales, fijos y de gasolina	792
	Marine Engines - Personal Watercraft Motomarines Vehículos acuáticos personales	544		Commercial, Stationary, & Gas Engine Applications - 5/8"-24 Moteurs commerciaux, stationnaires et à essence - 5/8"-24 Motores comerciales, fijos y de gasolina - 5/8"-24"	820

PRODUCT INFORMATION / INFORMATION SUR LES PRODUITS / INFORMACIÓN SOBRE EL PRODUCTO

Abbreviations Abréviations Abreviaturas	VIII	Glow Plug Product Line Ligne de bougies incandescentes Gama de bujías incandescentes	828	Plug Type to Stock Number Chart Tableau des types de bougie selon le numéro de stock Tabla de tipo de bujía a número de existencias	IV
Cross Reference Tableau de renvois Referencia cruzada	853	Guarantee — Spark Plugs Garantie des bougies Garantía de las bujías	866	Stock Number to Plug Type Chart Tableau des numéros de stock selon le type de bougie Tabla de número de existencias a tipo de bujía	II
Engine Codes Codes de moteur Códigos de motor	IX	Plug Type Bougies type Bujías tipo	VI	Stocking — Best Selling Spark Plug Ranking Types de bougies les plus vendus Potencial de ser las bujías más vendidas	X

TECHNICAL INFORMATION / RENSEIGNEMENTS TECHNIQUES / INFORMACIÓN TÉCNICA

Automotive Technical Information Information technique-bougies automobiles Información técnica automotriz	823-827	Automotive Performance Additives/Lubricants Additifs et lubrifiants pour véhicules automobiles Aditivos y lubricantes de rendimiento automotriz	874	Merchandisers, Assortments & Service Tools Présentoirs, assortiments et outillage Expositores, surtidos y herramientas	869
Industrial Technical Information Information technique-bougies industrielles Información técnica industrial	828-850	Lawn Mower Tune-Up Kits Trousse de mise au point pour tondeuse Juegos de afinado de cortacéspedes	872	Small Engine Seasonal Displays Présentoirs saisonniers de bougies pour petits moteurs Expositores de temporada para motores pequeños	871
Performance Technical Information Information technique-bougies de course Información técnica para carreras	851-852	Small Engine Oil / Fuel Stabilizer / Lubricant Stabilisant petit moteur huile / Carburant / Lubrifiant Pequeño estabilizador de aceite de motor / Combustible / Motores pequeños	873		



STOCK NUMBER TO PLUG TYPE CHART
TABLEAU DES NUMÉROS DE STOCK SELON LE TYPE DE BOUGIE
TABLA DE NUMERO DE EXISTENCIAS A TIPO DE BUJÍA



STOCK NO. N° DE STOCK NO. DE EXISTENCIAS	PLUG BOUGIE BUJÍA	STOCK NO. N° DE STOCK NO. DE EXISTENCIAS	PLUG BOUGIE BUJÍA	STOCK NO. N° DE STOCK NO. DE EXISTENCIAS	PLUG BOUGIE BUJÍA	STOCK NO. N° DE STOCK NO. DE EXISTENCIAS	PLUG BOUGIE BUJÍA	STOCK NO. N° DE STOCK NO. DE EXISTENCIAS	PLUG BOUGIE BUJÍA	STOCK NO. N° DE STOCK NO. DE EXISTENCIAS	PLUG BOUGIE BUJÍA	STOCK NO. N° DE STOCK NO. DE EXISTENCIAS	PLUG BOUGIE BUJÍA	STOCK NO. N° DE STOCK NO. DE EXISTENCIAS	PLUG BOUGIE BUJÍA
10	J12YC	113	RV12C	252	C57VC	403	RS10LC	514	D14	597	K97F	801	N3C		
11	RF18YC	113C2	RV12C	253	C53A	403CC	RS10LC	515	D15Y	598	RS79N	801C	N3C		
11C2	RF18YC	113CC	RV12C	254	C55A	404	RN12YC	516	D16	599	J99	802	V63C		
11CC	RF18YC	120	N5C	255	C57A	404C2	RN12YC	517	XMJ17	603	XML12	803	N4C		
13	RS14YC6	121	RV8C	256	C59A	404CC	RN12YC	518	W18	610	REL88B	803C	N4C		
13C2	RS14YC6	121CC	RV8C	263	V61	404S	RN12YC	519	RM77N	612	RML12	805	N2C		
13CC	RS14YC6	121S	RV8C	264	J61	405	RN14YC	520	W20	614	XEN14	805C	N2C		
13S	RS14YC6	123	RN5C	265	V63Y	405C2	RN14YC	521	XMD21	616	XMN12	806	L92YC		
14	RJ12YC	129	RF10C	266	J63Y	405CC	RN14YC	522	REL89G	618	AA80S	807	L78C		
14C2	RJ12YC	130	RF14LC	276	C57Y	405S	RN14YC	523	D23	623	RCG80F	8071	L78C		
14C8	RJ12YC	130C2	RF14LC	277	C59Y	406	RV12YC	525	25	624	RHB81N	807M	L78C		
14CC	RJ12YC	130CC	RF14LC	278	C61Y	406C2	RV12YC	526	RD15Y	625	RD78Y	808	Z9Y		
15	RS15LYC	142	142	279	C63Y	406CC	RV12YC	529	D14N	627	F-6A-13	809	RA6HC		
15C2	RS15LYC	143	143	280	S61YC	406S	RV12YC	530	RN79G	628	00-55-4	809C	RA6HC		
15CC	RS15LYC	144	144	281	S63YC	407	RS14LC	532	RHW80N	629	00-57-3	809C2	RA6HC		
17	RV19YC6	147	CH182	284	C65YC	407C2	RS14LC	533	UJ11G	630	M82N	810	RA8HC		
17C2	RV19YC6	148	CH95	286	S61C	407CC	RS14LC	534	REW80N	631	RW78N	810C	RA8HC		
18	RV15YC4	149	CH132	290	N59YDR	408	RS14YC	535	RL15B	633	XML15Y	810S	RA8HC		
18C2	RV15YC4	155	CH28	291	N61YDR	408C2	RS14YC	537	RH12	634	RB77WPCC	811	L82C		
18CC	RV15YC4	160	CH60	292	N63YDR	408CC	RS14YC	538	RH8C	635	RHW78N	8111	L82C		
18S	RV15YC4	161	CH61	293	C53CX	408S	RS14YC	539	W77N	636	RB77WPC	811M	L82C		
19	RV19YC	167	CH3	294	C55CX	409	RF9YC	540	RTN79G	638	RTW80N	811S	L82C		
19C2	RV19YC	169	CH69	295	C57CX	412	RC12LYC	541	RD16	639	RHM83N	813	N7YC		
19CC	RV19YC	171	CH71	296	C59CX	412C2	RC12LYC	542	B86N	640	RM77N	813C	N7YC		
20	RS13LYC5	180	CH80	297	C61CX	412CC	RC12LYC	543	D89D	641	RM77N	814	RL82YC		
21	RF14YC	182	CH42	298	C63CX	415	RN9YC	544	HW83F	642	RN79G	816	P7		
21CC	RF14YC	183	CH48	299	QA55V	4151	RN9YC	545	W85N	643	RB75N	817	RN13LYC5		
22	RF11YC	184	CH84	300	N9YC	415C	RN9YC	547	RTM77N	644	RJ88P	818	RN2C		
22CC	RF11YC	190	CH237	3001	N9YC	415C2	RN9YC	548	RTM79	645	RTW83F	818C	RN2C		
22S	RF11YC	191	CH238	301	RN9YC4	415CC	RN9YC	549	D18Y	646	RTB80N	821	L77JC4		
25	RV17YC	192	CH271	302	N11YC	415S	RN9YC	550	ED14	647	M76R	8211	L77JC4		
251	RV17YC	193	CH218	302CC	N11YC	418	RC9YCN4	551	RHL79G	649	XMD15	821M	L77JC4		
25C2	RV17YC	194	CH243	302S	N11YC	418CC	RC9YCN4	552	RCG77N	650	G52V	821S	L77JC4		
25CC	RV17YC	195	CH189	304	RS9YC	425	X	553	RW80N	652	G55C	823	J6C		
25S	RV17YC	196	CH49	304CC	RS9YC	426	RC9YC5	555	UD16	653	G57C	8231	J6C		
31	RN14MC5	198	CH260	306	L86C	429	3X	556	RTL85G	654	G59C	823S	J6C		
31C2	RN14MC5	200	RW80N	306C	L86C	430	RC9YC4	557	XEJ8	656	G53R	824	UL18V		
31CC	RN14MC5	201	W77N	308	RN12MC4	430C2	RC9YC4	559	RW83F	657	G55R	824C	UL18V		
35	RV12C6	202	W80N	308C2	RN12MC4	430S	RC9YC4	561	W16Y	658	G57R	825	J4C		
37	RV17YC6	203	W85N	308CC	RN12MC4	431	RC14YC	562	W95D	661	A57C	825C	J4C		
37C2	RV17YC6	204	D14N	309	RG4HC	4311	RC14YC	563	XED16	662	A59C	825S	J4C		
37CC	RV17YC6	206	RW77N	312	L87YC	431C2	RC14YC	564	D16J	665	A53R	8271	L76V		
38	N12YC	208	FI21503	315	N6YC	431CC	RC14YC	565	RW77N	667	A57R	827M	L76V		
46C2	RS12YC	213	RHM77N	318	RC12MC4	431S	RC14YC	566	M82N	668	V55C	827S	L76V		
58	RJ18YC	214	RTM77N	318C2	RC12MC4	434	RC9MC4	567	XEJ12	669	V57C	8281	QL77JC4		
58CC	RJ18YC	217	RM77PP	318CC	RC12MC4	434C2	RC9MC4	568	REM77N	670	V59C	828M	QL77JC4		
58S	RJ18YC	218	RC78PYP	318S	RC12MC4	435	QC9MC4	569	W14	671	V57YC	828S	QL77JC4		
63	RJ14YC	219	RC78PYP	322	RN11YC4	436	RN11YC4	570	RE14MCC4	672	V59YC	830	RL86C		
63CC	RJ14YC	220	FI21501	3221	RN11YC4	436C2	RC12LC4	570C2	RE14MCC4	673	N59DR	831	UL77V		
66	RJ18YC6	221	FI21502	322C2	RN11YC4	436CC	RC12LC4	570CC	RE14MCC4	676	QL53	8311	UL77V		
66C2	RJ18YC6	222	RHM78PP	322CC	RN11YC4	436S	RC12LC4	571	RM79F	677	LM55	831M	UL77V		
66CC	RJ18YC6	223	RTM77PP	322S	RN11YC4	438	RC12ECC	572	XED14	678	QL57	831S	UL77V		
71	RC12YC	224	RN79G1	327	RL87YC	438C2	RC12ECC	573	XMJ20	681	S55C	8331	L78V		
711	RC12YC	225	RB75PP	327C	RL87YC	439	RC12MCC4	575	RHN79G	682	S57C	833M	L78V		
71C2	RC12YC	226	RB76PP	328	L82YC	439C2	RC12MCC4	576	RB76N	683	S59C	833S	L78V		
71CC	RC12YC	227	FI21505	3281	L82YC	443	RE16MC	577	RHW77N	684	S57YC	835	UL81C		
71S	RC12YC	228	RW77PP	332	RN7YC	443C2	RE16MC	578	REW82P	685	S59YC	835C	UL81C		
79	RV15YC6	229	KB77WPCC	335	RC10YC	444	RC7YC3	579	RHW79N	686	C57	837	L20V		
79C2	RV15YC6	230	RX85PYP	337	RC8YC	445	RER8MC	580	W80N	687	C59	837C	L20V		
79CC	RV15YC6	232	RC78PYP17	339	RN6YC	446	REC12MCC4	582	RW82P	688	C61	8381	QL78V		
82	RFN14LY	233	RM82WPCC	340	RC7YC	446C2	REC12MCC4	583	RHM83N	689	C53R	838M	QL78V		
82C2	RFN14LY	234	RHM78N	344	RC9YC	447	REA12MC4	585	RHM85G	690	C57R	838S	QL78V		
82CC	RFN14LY	235	RTB77WPCC	344CC	RC9YC	449	RA7YC	586	RGM86N	692	C53	840	RCJ8		
89	RC12YC5	236	RHM78WPCC	345	RC8YC4	470	RE14MCC5	587	H8C	693	C55	840C	RCJ8		
89C2	RC12YC5	237	RB77CC	346	RC10YC4	470CC	RE14MCC5	588	XMJ14	694	C53VC	841	J8C		
89CC	RC12YC5	239	FI21509	346C2	RC10YC4	471	RC10YC4	589	W89D	695	C55R	8411	J8C		
91	H14Y	240	FI21510	347	RC10MCC	502	D21	591	RM85G	696	C59R	841S	J8C		
97	RC9MCC	241	RC78PYP25	349	RG4PHP	503	REM84P	592	RJ12C	697	S53C	842	UY6		
101	RN13LYC	242	RB75WPCC	353	RC89TMC	504	N21	5921	RJ12C	709	G54V	843	CJ8		
102	RJ6C	243	RC78PYP15	354	RC10DMC	505	ED89D	592C	RJ12C	723	N57DR	8431	CJ8		
104	RN4C	244	RC78PYP21	3551	CJ8	506	D6	592M	RJ12C	785	C61C	843S	CJ8		
105	RN16YC5	245	RB77WPCC	400	RV9YC	509	D9	592S	RJ12C	788	QC53	844	H10C		
105C2	RN16YC5	246	RN78G	401	RS12YC	510	W10	593	RD18Y	791	C57YC	8441	H10C		
105CC	RN16YC5	247	RN79PYP17	401C2	RS12YC	511	J11C	594	TJ83	792	C59YC	844S	H10C		
106	RZF10	248	RN79PYP25	401CC	RS12YC	512	H12	595	C95F	794	C61YC	845	J17LM		
108	RV8C6	249	RB77WPCC	401S	RS12YC	513	C97B	596	RHM77N	796	C63YC	8451	J17LM		



STOCK NUMBER TO PLUG TYPE CHART
TABLEAU DES NUMÉROS DE STOCK SELON LE TYPE DE BOUJIE
TABLA DE NÚMERO DE EXISTENCIAS A TIPO DE BUJIA



STOCK NO. N° DE STOCK NO. DE EXISTENCIAS	PLUG BOUJIE BUJIA	STOCK NO. N° DE STOCK NO. DE EXISTENCIAS	PLUG BOUJIE BUJIA	STOCK NO. N° DE STOCK NO. DE EXISTENCIAS	PLUG BOUJIE BUJIA	STOCK NO. N° DE STOCK NO. DE EXISTENCIAS	PLUG BOUJIE BUJIA	STOCK NO. N° DE STOCK NO. DE EXISTENCIAS	PLUG BOUJIE BUJIA	STOCK NO. N° DE STOCK NO. DE EXISTENCIAS	PLUG BOUJIE BUJIA	STOCK NO. N° DE STOCK NO. DE EXISTENCIAS	PLUG BOUJIE BUJIA	STOCK NO. N° DE STOCK NO. DE EXISTENCIAS	PLUG BOUJIE BUJIA
845C	J17LM	896	L90C	988	XC10YC	2412	2412	7000	RC10ZPYPB4	80711	8071	9775	REC10WMPB4		
845S	J17LM	898	QL76V	989	RC10YC	3013	RS14PYC6	7002	7002	83041	8304	9782	RC8ZWYPB4		
846	CJ14	8981	QL76V	990	REA6MC	30132	RS14PYC6	7013	RS14PYP5	83321	8332	9800	RC6WYPB4		
8461	CJ14	898M	QL76V	991	REA8MCX	3015	RS14PYP5	70132	RS14PYP5	83391	8339	9801	RC8WYPB3		
846S	CJ14	900	RA2HC	992	RG4YCX	30152	RS14PMC4	7015	RS14PMP4	84011	8401	9801S	RC8WYPB3		
847	DJ8J	904	RN4YC	1000	C57HCX	3017	RES8PYB5	70152	RS14PMP4	84051	8405	9802	RC8WYPB4		
8471	DJ8J	905	RA4HC	1001	C59HCX	3018	RV17PMC4	7018	RV17PMP4	84151	8415	98022	RC8WYPB4		
847S	DJ8J	909	RS17YX	1003	C61HCX	30182	RV17PMC4	70182	RV17PMP4	86541	8654	9802S	RC8WYPB4		
848	CJ8Y	910	P10Y	1005	RA4HCX	3024	RS10ZPYCB4	7019	KER8PYB	86981	8698	9803	RC8WMPB4		
8481	CJ8Y	917C	N11YC	1006	RA59GC	3025	RV19PMC	7020	RS12PLP6	88091	8809	9803S	RC8WMPB4		
848S	CJ8Y	919	QN19V	1007	QC59YC	30252	RV19PMC	70202	RS12PLP6	88101	8810	9804	RN8WYPB3		
849	CJ6	923	L92LCC	1008	QC59C	3026	RS7PYCB	7031	RN14PMP5	88121	8812	98042	RN8WYPB3		
849C	CJ6	9241	L78YC6	1009S	N1039Y	3031	RN14PMP5	70312	RN14PMP5	88141	8814	9805	KC8WYPB4		
850	DJ7J	924M	L78YC6	1010	C57HX	30312	RN14PMP5	7032	RE10PMP5	88151	8815	9806	RC8WMPB4		
850C	DJ7J	925S	PM1	1011	C59HX	3032	RE10PMP5	70322	RE10PMP5	88191	8819	98062	RC8WMPB4		
851	DJ6J	926S	PM2	1012	C55HX	30322	RE10PMP5	7034	RC12PEPB5	88831	8883	9808	RS8WYPB5		
851C	DJ6J	927S	PM3	1013	C61A	3034	RC12PEC5	70342	RC12PEPB5	8900	8900	98082	RS8WYPB5		
852	RCJ6Y	929	RL95YC	1014	C61HX	30342	RC12PEC5	7070	RC11PYPB4	89001	8900	9808S	RS8WYPB5		
8521	RCJ6Y	929C	RL95YC	1015	C63A	3036	RV17PZMC	7071	RC12PYP	89021	8902	9809	QC8WEP		
852S	RCJ6Y	930	RV92YC	1016	C63HX	30362	RV17PZMC	70712	RC12PYP	89041	8904	9812	RC8ZWYPB4		
853	CJ7Y	9311	QL82C	1017	S55A	3066	RS7PYB5	7072	RC12PYP3	9000	RC10ZWYPB4	9813	RC8ZWYPB5		
8531	CJ7Y	931M	QL82C	1018	S55HX	3068	RC7PYCB	7200	RS10ZPYPB5	9001	RC10ZWYPB4	9901	RC8ZWYPB5		
853S	CJ7Y	931S	QL82C	1019	S57HX	3069	RC7PYCBX	7304	RS9PYP	90012	RC10WYPB4	9901S	RE10WYPB5		
854	RH10C	9321	QL82YC	1020	S59HX	3070	RC8PYCBX	73042	RS9PYP	9001S	RC10WYPB4	12800	N9YX		
855	DJ7Y	932M	QL82YC	1021	S61A	3071	RC12PYC	7318	RC12PMPB4	9002	RC10WMPB4	12806	N11YX		
855C	DJ7Y	932S	QL82YC	1022	S61HX	30712	RC12PYC	73182	RC12PMPB4	90022	RC10WMPB4	12811	S9YX6		
855S	DJ7Y	9331	QL86C	1023	S63A	3071S	RC12PYC	7332	RN10PYP4	9003	RC10WYPB4	12815	V12YX		
856	RJ17LM	933M	QL86C	1024	S63HX	3132	RE10PMP5	73322	RN10PYP4	9003S	RC10WYPB4	12819	RC8YX4		
8561	RJ17LM	933S	QL86C	1025	QC57	31322	RE10PMP5	7340	RC7PYPB4	9005	QC10WEP	12821	RC9YX		
856S	RJ17LM	9341	QL87YC	1026	QC59	3232	TE10PMP5	7343	RC8PYB	9006	REC10WYPB4	12824	RC10YX4		
857	RH18Y	934M	QL87YC	1027	QC61YC	3318	RC12PMC4	7344	RC9PYP	9006S	REC10WYPB4	12826	RC10YXN4		
858	CJ6Y	934S	QL87YC	1028	QC57C	33182	RC12PMC4	7345	RC8PYB4	9007	RN10WYPB5	12833	RN9YX4		
858S	CJ6Y	9361	L78YC	1029S	N1043Y	3322	RN14PMP3	7346	RC10PYP4	9008	RC10WYPB5	12834	RN9LX		
859	RCJ7Y	936M	L78YC	1030	C55ZV	33222	RN14PMP3	73462	RC10PYP4	9010	REC10WMPB	12835	RN9LX4		
859S	RCJ7Y	936S	L78YC	1030S	C55ZV	3340	RC7PYCB4	7348	KC11PYP	9013	RC10WMPB3	12836	RN10YX		
860	RDJ7J	9381	QL78YC	1031	C57ZYV	33402	RC7PYCB4	7401	RS12PYP5	9014	RC8ZWYPB	12838	RN11YX		
861	J19LM	938M	QL78YC	1031S	C57ZYV	3344	RC9PYP	74012	RS12PYP5	9016	RES8WYPB3	12840	RN11YX4		
8611	J19LM	938S	QL78YC	1032	C59ZYV	33442	RC9PYP	7405	RN14PMP	9023	RER10WMPB4	12841	RN13LYX4		
861S	J19LM	9391	QL78YC6	1032S	C59ZYV	3346	RC10PYC	7406	RET9ZPMPB4	9030	REC8WYPB3	12844	RS7YX6		
862	CJ4	939M	QL78YC6	1033	S59ZYV	33462	RC10PYC	7407	RS14ZPYPB	9033	REC8WYPB4	12845	RS9YX4		
862C	CJ4	940	RDZ19H	1033S	S59ZYV	3401	RS10PYC4	74072	RS14ZPYPB	9034	RC12WEPB5	12846	RS9YX6		
863	RCJ8Y	9401	RDZ19H	1034	S57ZYV	34012	RS10PYC4	7408	RS14PYPB	9035	REA11WMPB4	12849	RS12YX6		
8631	RCJ8Y	9411	QL77CC	1034S	S57ZYV	3405	RN14PMC	74082	RS14PYPB	9044	REC8WMPB4	13812	RC10YX		
863S	RCJ8Y	941M	QL77CC	1035	S55ZV	34052	RN14PMC	7412	RC12PEPB	9047	RER12WMPB4	14113	QC57		
865	RDJ8J	942M	RV91MC	1035S	S55ZV	3407	RS14ZPYP5	7415	RN9PYP	9055	REC12WMPB5	14191	F9YC		
868	RJ19LM	942S	RV91MC	1101S	N12042M	34072	RS14ZPYP5	7436	RC10PLPB4	9060	RER11WMPB3	14192	N9YX4		
8681	RJ19LM	943M	QL77PP	1201	RTM78N	3408	RS10PYC	74362	RC10PLPB4	9200	RS10ZWYPB5	14196	F11YC		
868S	RJ19LM	946	QC12YC	1202	RTM78N	34082	RN10PYC	7437	RC10PYPB5	9201	RC12WMPB4	14198	RS12YC6		
870	RDJ6J	9461	QC12YC	1203	RTB78N	3412	RC10PEC	74372	RE10PYPB5	92012	RC12WYPB4	20184	20184		
871	RJ8C	947	QJ19LM	1204	RHW80PP	34122	RC10PEC	7440	RE14PLP5	9202	RC12WMPB4	20186	20186		
8711	RJ8C	9471	QJ19LM	1205	RB77WPC	3415	RN9PYP	74402	RE14PLP5	92022	RC12WMPB4	20894	20894		
872	RDJ7Y	948	RA8GHC	1206	RC78WP	34152	RN9PYP	7545	RC8PYB4	9203	RC12WLPB4	24016	24016		
8721	RDJ7Y	950M	QC12GMC	1207	RW80PP	3436	RC12LC4	7546	RC10PYPB4	92032	RC12WLPB4	24154	24154		
874	RL82C	952M	QC12PEPA	1208	RC78PYP	34362	RC12LC4	75462	RC10PYPB4	9204	RS12WYPB4	2095G	2095		
8741	RL82C	954	RN57YCC	1209	RC78YCC15	3470	RE14PMP5	7547	KC8ZPYPB4	92042	RS12WYPB4	2510BS	RV17YC		
874M	RL82C	954C	RN57YCC	1211	F121511	34702	RE14PMP5	7548	KC10PYPB4	9204S	RS12WYPB4	322EZ	322EZ		
874S	RL82C	955M	XC12PEPB	1212	RB75WN	3570	RE14PMC	7570	RE14PMPB	9299	RES8WYPB4	38T	N12YC		
8761	QL16V	955S	XC12PEPB	1213	RC78PYP	35702	RE14PMC	75702	RE14PMPB	9300	RES12WYPB4	687OBS	C59		
876M	QL16V	956M	QC12PEP	1218	RC78WYP11	3720	RC12PMPB3	7622	RA59PP	9402	RS14WLPB6	71EZ	71EZ		
876S	QL16V	956S	QC12PEP	1219	KB75N	3980	XC92PYC	7712	QC12PEP	94022	RS14WLPB6	71G	RC12YC		
877	Y82	958	QC10PEP	1220	RTV85G	3983	RS14PMPB5	7782	RC8ZPYPB4	9403	RE14WMPB4	71GS	RC12YC		
880	RN3C	959M	RP10HC	1221	RC78WYP11	39832	RS14PMPB5	7812	RC8ZPYPB	94032	RE14WMPB4	808OBS	Z9Y		
880C	RN3C	965	RZ7C	1223	1223	5071	5071	7919	QC10PEPB	9404	RS14WYPB5	843EZ	843EZ		
883	QL78C	9651	RZ7C	1224	RL85G	5071S	5071	7940	RS14PYPB5	94042	RS14WYPB5	846EZ	846EZ		
8831	QL78C	973	RJ19HX	1225	RTM82WPC	5322	5322	79402	RS14PYPB5	9405	RS14WMPB4	847EZ	847EZ		
883M	QL78C	9731	RJ19HX	1226	EP3RC	5322S	5322	7953	QC12PEPB	94052	RS14WMPB4	851EZ	851EZ		
883S	QL78C	974	RC12PEPB	1227	EP8RC	5843	5843	7963	RS12PYPB5	9406	RET8ZWMPB4	852EZ	852EZ		
8851	L6VC	975	REC10YC4	1228	EP3RC	5843S	5843	79632	RS12PYPB5	9407	RER8ZYCB4	861EZ	861EZ		
885M	L6VC	977	RG6YC	1229	EP8RC	5846	5846	7972	RA8PH	9408	RER8ZYCB4	868LMC1	RJ19LMC		
8861	QL6VC	978	RY4C	1230	FB77WPC	5846S	5846	7975	REC10PYPB4	9409	9409	929G	RL95YC		
886M	QL6VC	9781	RY4C	1232	RTN79WYP15	5847	5847	79752	REC10PYPB4	9410	REA12WMPB4	991MX	REA8MCX		
888	P8Y	979	RDZ4H	1233	1233	5847S	5847	7981	RE14PYPB4	9412	REA9WYPB4				
889	Z6	9791	RDZ4H	1654	RG59V	5851	5851	79812	RE14PYPB4	9440	RE14WLPB5				
890	N19V	980	XC92YC	2018	2018	5851S	5851	7983	RS14PMPB5	9700	9700				
8921	L16V	982	XC12YC	2071	2071	5852	5852	79832	RS14PMPB5	9701	RA8WHP				
892M	L16V	983	XC12YC	2095	2095	5861	5861	7989	9799	9702	KATZWYPB4				
893	RCJ4	985	RC14YC4	2319	2319	5861S	5861	80181	8018	9770	RC6WYPB3				



PLUG TYPE TO STOCK NUMBER CHART
TABLEAU DES TYPES DE BOUGIE SELON LE NUMÉRO DE STOCK
TABLA DE TIPO DE BUJÍA A NÚMERO DE EXISTENCIAS



PLUG BOUGIE BUJÍA	STOCK NO. N° DE STOCK NO. DE EXISTENCIAS	PLUG BOUGIE BUJÍA	STOCK NO. N° DE STOCK NO. DE EXISTENCIAS	PLUG BOUGIE BUJÍA	STOCK NO. N° DE STOCK NO. DE EXISTENCIAS	PLUG BOUGIE BUJÍA	STOCK NO. N° DE STOCK NO. DE EXISTENCIAS	PLUG BOUGIE BUJÍA	STOCK NO. N° DE STOCK NO. DE EXISTENCIAS	PLUG BOUGIE BUJÍA	STOCK NO. N° DE STOCK NO. DE EXISTENCIAS	PLUG BOUGIE BUJÍA	STOCK NO. N° DE STOCK NO. DE EXISTENCIAS	PLUG BOUGIE BUJÍA	STOCK NO. N° DE STOCK NO. DE EXISTENCIAS
25	525	C53CX	293	CJ6Y	858	J4C	825	N4C	803	QL82C	931S	RC12LC4	436CC		
142	142	C53R	689	CJ6Y	858S	J4C	825C	N4C	803C	QL82YC	932I	RC12LC4	436S		
143	143	C53VC	694	CJ7Y	853	J4C	825S	N57DR	723	QL82YC	932M	RC12LYC	412		
144	144	C55	693	CJ7Y	8531	J61	264	N59DR	673	QL82YC	932S	RC12LYC	412C2		
1223	1223	C55A	254	CJ7Y	853S	J63Y	266	N59YDR	290	QL86C	933I	RC12LYC	412CC		
1233	1233	C55CX	294	CJ8	843	J6C	823	N5C	120	QL86C	933M	RC12MC4	318		
2018	2018	C55HX	1012	CJ8	3551	J6C	8231	N61YDR	291	QL86C	933S	RC12MC4	318C2		
2071	2071	C55R	695	CJ8	8431	J6C	823S	N63YDR	292	QL87YC	934I	RC12MC4	318CC		
2095	2095	C55ZV	1030	CJ8	843S	J8C	841	N6YC	315	QL87YC	934M	RC12MC4	318S		
2095	2095G	C55ZV	1030S	CJ8Y	848	J8C	8411	N7YC	813	QL87YC	934S	RC12MCC4	439		
2319	2319	C57	686	CJ8Y	8481	J8C	841S	N7YC	813C	QN19V	919	RC12MCC4	439C2		
2412	2412	C57A	255	CJ8Y	848S	J99	599	N9YC	300	RA2HC	900	RC12PEC5	3034		
5071	5071	C57CX	295	D14	514	K97F	597	N9YC	3001	RA4HC	905	RC12PEC5	30342		
5071	5071S	C57HCX	1000	D14N	204	KA7ZWYPB4	9702	N9YC4	14192	RA4HCX	1005	RC12PEPB	974		
5322	5322	C57HX	1010	D14N	529	KB75N	1219	N9YX	12800	RA59GC	1006	RC12PEPB	7412		
5322	5322S	C57R	690	D15Y	515	KB77WPCC	229	P10Y	910	RA59PP	7622	RC12PEPB5	7034		
5843	5843	C57YC	252	D16	516	KC10PYPB4	7548	P7	816	RA6HC	809	RC12PEPB5	70342		
5843	5843S	C57Y	276	D16J	564	KC11PYP	7348	P8Y	888	RA6HC	809C	RC12PMC4	3318		
5846	5846	C57YC	791	D18Y	549	KC8WYPB4	9805	PM1	925S	RA6HC	809C2	RC12PMC4	33182		
5846	5846S	C57ZYV	1031	D21	502	KC8ZPYPB4	7547	PM2	926S	RA7YC	449	RC12PMCB3	3720		
5847	5847	C57ZYV	1031S	D23	523	KER8PYPB	7019	PM3	927S	RA8GHC	948	RC12PMPB4	7318		
5847	5847S	C59	687	D6	506	L16V	8921	QA55V	299	RA8HC	810	RC12PMPB4	73182		
5851	5851	C59	687OBS	D78Y	625	L16V	892M	QC10PEP	958	RA8HC	810C	RC12PYC	3071		
5851	5851S	C59A	256	D89D	543	L20V	837	QC10PEPB	7919	RA8HC	810S	RC12PYC	30712		
5852	5852	C59CX	296	D9	509	L20V	837C	QC10WEP	9005	RA8PHP	7972	RC12PYC	3071S		
5861	5861	C59HCX	1001	DJ6J	851	L6VC	8851	QC12GMC	950M	RA8WHP	9701	RC12PYP	7071		
5861	5861S	C59HX	1011	DJ6J	851C	L6VC	885M	QC12PEP	7712	RB75N	643	RC12PYP	70712		
7002	7002	C59R	696	DJ7J	850	L76V	8271	QC12PEP	956M	RB75PP	225	RC12PYP3	7072		
7989	7989	C59Y	277	DJ7J	850C	L76V	827M	QC12PEP	956S	RB75WN	1212	RC12WEPB5	9034		
8018	80181	C59YC	792	DJ7Y	855	L76V	827S	QC12PEPA	952M	RB75WPCC	242	RC12WLPB4	9203		
8071	80711	C59ZYV	1032	DJ7Y	855C	L77JC4	821	QC12PEPB	7953	RB76N	576	RC12WLPB4	92032		
8304	83041	C59ZYV	1032S	DJ7Y	855S	L77JC4	8211	QC12YC	946	RB76PP	226	RC12WMPB4	9202		
8332	83321	C61	688	DJ8J	847	L77JC4	821M	QC12YC	9461	RB77CC	237	RC12WMPB4	92022		
8339	83391	C61A	1013	DJ8J	8471	L77JC4	821S	QC53	788	RB77WPC	636	RC12WYPB4	9201		
8401	84011	C61C	785	DJ8J	847S	L78C	807	QC57	1025	RB77WPCC	245	RC12WYPB4	92012		
8405	84051	C61CX	297	ED14	550	L78C	8071	QC57	14113	RB77WPCC	249	RC12YC	71		
8415	84151	C61HCX	1003	ED89D	505	L78C	807M	QC57C	1028	RB77WPCC	634	RC12YC	711		
8654	86541	C61HX	1014	EP3RC-	1226	L78V	8331	QC59	1026	RB77WPCC	1205	RC12YC	71C2		
8698	86981	C61Y	278	EP3RC-	1228	L78V	833M	QC59C	1008	RC10DMC	354	RC12YC	71CC		
8809	88091	C61YC	794	EP8RC-	1227	L78V	833S	QC59Y	1007	RC10MCC	347	RC12YC	71G		
8810	88101	C63A	1015	EP8RC-	1229	L78YC	9361	QC61YC	1027	RC10PEC	3412	RC12YC	71GS		
8812	88121	C63CX	298	F11YC	14196	L78YC	936M	QC8WEP	9809	RC10PEC	34122	RC12YC	71S		
8814	88141	C63HX	1016	F-6A-13	627	L78YC	936S	QC9MC4	435	RC10PLPB4	7436	RC12YC5	89		
8815	88151	C63Y	279	F9YC	14191	L78YC6	9241	QJ19LM	947	RC10PLPB4	74362	RC12YC5	89C2		
8819	88191	C63YC	796	FB77WPCC	1230	L78YC6	924M	QJ19LM	9471	RC10PYC	3346	RC12YC5	89CC		
8883	88831	C65YC	284	FI21501	220	L82C	811	QL16V	8761	RC10PYC	33462	RC14YC	431		
8900	8900	C95F	595	FI21502	221	L82C	8111	QL16V	876M	RC10PYP4	7346	RC14YC	4311		
8900	89001	C97B	513	FI21503	208	L82C	811M	QL16V	876S	RC10PYP4	73462	RC14YC	431C2		
8902	89021	CH132	149	FI21505	227	L82C	811S	QL53	676	RC10PYPB4	7546	RC14YC	431CC		
8904	89041	CH182	147	FI21509	239	L82YC	328	QL55	677	RC10PYPB4	75462	RC14YC	431S		
9409	9409	CH189	195	FI21510	240	L82YC	3281	QL57	678	RC10WMPB3	9013	RC14YC4	985		
9700	9700	CH218	193	FI21511	1211	L86C	306	QL6VC	8861	RC10WMPB4	9002	RC6WYPB3	9770		
20184	20184	CH237	190	G52V	650	L86C	306C	QL6VC	886M	RC10WMPB4	90022	RC6WYPB4	9800		
20186	20186	CH238	191	G53R	656	L87YC	312	QL76V	898	RC10WYPB4	9001	RC78PYP	218		
20894	20894	CH243	194	G54V	709	L90C	896	QL76V	8981	RC10WYPB4	9003	RC78PYP	219		
24016	24016	CH260	198	G55C	652	L92LCC	923	QL76V	898M	RC10WYPB4	90012	RC78PYP	1208		
24154	24154	CH271	192	G55R	657	L92YC	806	QL77CC	9411	RC10WYPB4	9001S	RC78PYP	1213		
00-55-4	628	CH28	155	G57C	653	M76R	647	QL77CC	941M	RC10WYPB4	9003S	RC78PYP15	243		
00-57-3	629	CH3	167	G57R	658	M82N	566	QL77JC4	8281	RC10WYPB5	9008	RC78PYP17	232		
322EZ	322EZ	CH42	182	G59C	654	M82N	630	QL77JC4	828M	RC10YC	335	RC78PYP21	244		
3X	429	CH48	183	H10C	844	N1039Y	1009S	QL77JC4	828S	RC10YC	349	RC78PYP25	241		
71EZ	71EZ	CH49	196	H10C	8441	N1043Y	1029S	QL77PP	943M	RC10YC4	986	RC78WP	1206		
843EZ	843EZ	CH60	160	H10C	844S	N11YC	302	QL78C	883	RC10YC4	346C2	RC78WYP11	1218		
846EZ	846EZ	CH61	161	H12	512	N11YC	302CC	QL78C	8831	RC10YC4	471	RC78WYP15	1221		
847EZ	847EZ	CH69	169	H14Y	91	N11YC	302S	QL78C	883M	RC10YX	13812	RC78YCC15	1209		
851EZ	851EZ	CH71	171	H8C	587	N11YC	917C	QL78C	883S	RC10YX4	12824	RC7PYCB	3068		
852EZ	852EZ	CH80	180	HW83F	544	N11YX	12806	QL78V	8381	RC10YXN4	12826	RC7PYCB4	3340		
861EZ	861EZ	CH84	184	J11C	511	N12042M	1101S	QL78V	838M	RC10ZPYPB4	7000	RC7PYCB4	33402		
A53R	665	CH95	148	J12YC	10	N12YC	38	QL78V	838S	RC10ZWYPB4	9000	RC7PYCBX	3069		
A57C	661	CJ14	846	J17LM	845	N12YC	38T	QL78YC	9381	RC11PYPB4	7070	RC7PYPB4	7340		
A57R	667	CJ14	8461	J17LM	8451	N19V	890	QL78YC	938M	RC12ECC	438	RC7YC	340		
A59C	662	CJ14	846S	J17LM	845C	N21	504	QL78YC	938S	RC12ECC	438C2	RC7YC3	444		
AA80S	618	CJ4	862	J17LM	845S	N2C	805	QL78YC6	9391	RC12LC4	436	RC89TMC	353		
B86N	542	CJ4	862C	J19LM	861	N2C	805C	QL78YC6	939M	RC12LC4	3436	RC8PYCBX	3070		
C53	692	CJ6	849	J19LM	8611	N3C	801	QL82C	9311	RC12LC4	34362	RC8PYP4	7345		
C53A	253	CJ6	849C	J19LM	861S	N3C	801C	QL82C	931M	RC12LC4	436C2	RC8PYPB	7343		



PLUG TYPE TO STOCK NUMBER CHART
TABLAU DES TYPES DE BOUGIE SELON LE NUMÉRO DE STOCK
TABLA DE TIPO DE BUJÍA A NÚMERO DE EXISTENCIAS



PLUG BOUGIE BUJÍA	STOCK NO. N° DE STOCK NO. DE EXISTENCIAS	PLUG BOUGIE BUJÍA	STOCK NO. N° DE STOCK NO. DE EXISTENCIAS	PLUG BOUGIE BUJÍA	STOCK NO. N° DE STOCK NO. DE EXISTENCIAS	PLUG BOUGIE BUJÍA	STOCK NO. N° DE STOCK NO. DE EXISTENCIAS	PLUG BOUGIE BUJÍA	STOCK NO. N° DE STOCK NO. DE EXISTENCIAS	PLUG BOUGIE BUJÍA	STOCK NO. N° DE STOCK NO. DE EXISTENCIAS	PLUG BOUGIE BUJÍA	STOCK NO. N° DE STOCK NO. DE EXISTENCIAS	PLUG BOUGIE BUJÍA	STOCK NO. N° DE STOCK NO. DE EXISTENCIAS
RC8PYPB4	7545	RE14PMC5	34702	RHL79G	551	RN12MC4	308	RS12WYPB4	9204	RTN79WYP15	1232	S59YC			685
RC8WMPB4	9803	RE14PMPB	7570	RHM77N	213	RN12MC4	308C2	RS12WYPB4	92042	RTV85G	1220	S59ZYV			1033
RC8WMPB4	9806	RE14PMPB	75702	RHM77N	596	RN12MC4	308CC	RS12WYPB4	92045	RTW80N	638	S59ZYV			1033S
RC8WMPB4	98062	RE14PYPB4	7981	RHM78N	234	RN12YC	404	RS12YC	401	RTW83F	645	S61A			1021
RC8WMPB4	9803S	RE14PYPB4	79812	RHM78PP	222	RN12YC	404C2	RS12YC	401C2	RV12C	113	S61C			286
RC8WYPB3	9801	RE14WLPB5	9440	RHM78WPCC	236	RN12YC	404CC	RS12YC	401CC	RV12C	113C2	S61HX			1022
RC8WYPB3	9801S	RE14WMPB4	9403	RHM83N	583	RN12YC	404S	RS12YC	401S	RV12C	113CC	S61YC			280
RC8WYPB4	9802	RE14WMPB4	94032	RHM83N	639	RN13LYC	101	RS12YC	46C2	RV12C6	35	S63A			1023
RC8WYPB4	98022	RE16MC	443	RHM85G	585	RN13LYC5	817	RS12YC6	14198	RV12YC	406	S63HX			1024
RC8WYPB4	9802S	RE16MC	443C2	RHN79G	575	RN13LYX4	12841	RS12YC6	12849	RV12YC	406C2	S63YC			281
RC8YC	337	REA11WMPB4	9035	RHW77N	577	RN14MC5	31	RS13LYC5	20	RV12YC	406CC	S9YX6			12811
RC8YC4	345	REA12MC4	447	RHW78N	635	RN14MC5	31C2	RS14LC	407	RV12YC	406S	TE10PMC5			3232
RC8YX4	12819	REA12WMPB4	9410	RHW79N	579	RN14MC5	31CC	RS14LC	407C2	RV15YC4	18	TJ83			594
RC8ZYPB	7812	REA6MC	990	RHW80N	532	RN14PMC	3405	RS14LC	407CC	RV15YC4	18C2	UD16			555
RC8ZYPB4	7782	REA8MCX	991	RHW80PP	1204	RN14PMC	34052	RS14PMC4	3015	RV15YC4	18CC	UJ11G			533
RC8ZWYPB	9014	REA8MCX	991MX	RJ12C	592	RN14PMC3	3322	RS14PMC4	30152	RV15YC4	18S	UL18V			824
RC8ZWYPB4	9782	REA9WYPB4	9412	RJ12C	5921	RN14PMC3	33222	RS14PCMB5	3983	RV15YC6	79	UL18V			824C
RC8ZWYPB4	9812	REC10PYPB4	7975	RJ12C	592C	RN14PMC5	3031	RS14PCMB5	39832	RV15YC6	79C2	UL77V			831
RC8ZWYPB5	9813	REC10PYPB4	79752	RJ12C	592M	RN14PMC5	30312	RS14PMP4	7015	RV15YC6	79CC	UL77V			831M
RC9MC4	434	REC10WMPB	9010	RJ12C	592S	RN14PMP	7405	RS14PMP4	70152	RV17PMP4	3018	UL77V			831M
RC9MC4	434C2	REC10WMPB4	9010	RJ12C	592S	RN14PMP5	7031	RS14PMP5	7983	RV17PMP4	30182	UL77V			831S
RC9MCC	97	REC10WYPB4	9006	RJ12YC	14C2	RN14PMP5	70312	RS14PMP5	79832	RV17PMP4	7018	UL81C			835
RC9PYC	3344	REC10WYPB4	9006S	RJ12YC	14C8	RN14YC	405	RS14PYC6	3013	RV17PMP4	70182	UL81C			835C
RC9PYC	33442	REC10YC4	975	RJ12YC	14CC	RN14YC	405C2	RS14PYC6	30132	RV17PZMC	3036	UY6			842
RC9PYP	7344	REC12MCC4	446	RJ14YC	63	RN14YC	405CC	RS14PYC6	7013	RV17PZMC	30362	V12YX			12815
RC9YC	344	REC12MCC4	446C2	RJ14YC	63CC	RN14YC	405S	RS14PYC5	70132	RV17YC	25	V55C			668
RC9YC	344CC	REC12WMPB5	9055	RJ17LM	856	RN16YC5	105	RS14PYPB	7408	RV17YC	251	V57C			669
RC9YC4	430	REC8WMPB4	9044	RJ17LM	8561	RN16YC5	105C2	RS14PYPB	74082	RV17YC	2510BS	V57YC			671
RC9YC4	430C2	REC8WYPB3	9030	RJ17LM	856S	RN16YC5	105CC	RS14PYPB5	7940	RV17YC	25C2	V59C			670
RC9YC4	430S	REC8WYPB4	9033	RJ18YC	58	RN2C	818	RS14PYPB5	79402	RV17YC	25CC	V59YC			672
RC9YC5	426	REL88B	610	RJ18YC	58CC	RN2C	818C	RS14WLPB6	9402	RV17YC	25S	V61			263
RC9YCN4	418	REL89G	522	RJ18YC	58S	RN3C	880	RS14WLPB6	94022	RV17YC6	37	V63C			802
RC9YCN4	418CC	REM77N	568	RJ18YC6	66	RN3C	880C	RS14WMPB4	9405	RV17YC6	37C2	V63Y			265
RC9YX	12821	REM84P	503	RJ18YC6	66C2	RN4C	104	RS14WMPB4	94052	RV17YC6	37CC	W10			510
RCJ4	893	RER10WMPB4	9023	RJ18YC6	66CC	RN4YC	904	RS14WYPB5	9404	RV19PMC	3025	W14			569
RCJ6Y	852	RER11WMPB3	9060	RJ19HX	973	RN57YCC	954	RS14WYPB5	94042	RV19PMC	30252	W16Y			561
RCJ6Y	8521	RER12WMPB4	9047	RJ19HX	9731	RN57YCC	954C	RS14WYPB5	94042	RV19PMC	19	W18			518
RCJ6Y	852S	RER8MC	445	RJ19LM	868	RN5C	123	RS14YC	408C2	RV19YC	19C2	W20			520
RCJ7Y	859	RER8WYCB4	9408	RJ19LM	8681	RN6Y	339	RS14YC	408CC	RV19YC	19CC	W77N			201
RCJ7Y	859S	RER8ZWYCB4	9407	RJ19LM	868S	RN78G	246	RS14YC	408S	RV19YC6	17	W77N			539
RCJ8	840	RES12WYPB4	9300	RJ19LMC	868LMC1	RN79G	530	RS14YC6	13	RV19YC6	17C2	W80N			202
RCJ8	840C	RES8PYB5	3017	RJ6C	102	RN79G	642	RS14YC6	13C2	RV8C	121	W80N			580
RCJ8Y	863	RES8WYPB3	9016	RJ88P	644	RN79G1	224	RS14YC6	13CC	RV8C	121CC	W85N			203
RCJ8Y	8631	RES8WYPB4	9299	RJ8C	871	RN79PYP17	247	RS14YC6	13S	RV8C	121S	W85N			545
RCJ8Y	863S	RET8ZWMPB4	9406	RJ8C	8711	RN79PYP25	248	RS14ZPYC5	3407	RV8C6	108	W89D			589
RD15Y	526	RET9ZPMPB4	7406	RL15B	535	RN7YC	332	RS14ZPYC5	34072	RV91MC	942M	W95D			562
RD16	541	REW80N	534	RL82C	874	RN8WYCPB3	9804	RS14ZPYC5	7407	RV91MC	942S	X			425
RD18Y	593	REW82P	578	RL82C	8741	RN8WYCPB3	98042	RS14ZPYC5	74072	RV92YC	930	XC10YC			988
RDJ6J	870	RF10C	129	RL82C	874M	RN9LX	12834	RS15LYC	15	RV9YC	400	XC12PEPB			955M
RDJ7J	860	RF11YC	22	RL82C	874S	RN9LX4	12835	RS15LYC	15C2	RV77N	206	XC12PEPB			955S
RDJ7Y	872	RF11YC	22CC	RL82YC	814	RN9PYC	3415	RS15LYC	15CC	RV77N	565	XC12YC			982
RDJ7Y	8721	RF11YC	22S	RL85G	1224	RN9PYC	34152	RS17YX	909	RV77PP	228	XC12YC			983
RDJ8J	865	RF14LC	130	RL86C	830	RN9PYP	7415	RS79N	598	RV78N	631	XC92PYC			3980
RDZ19H	940	RF14LC	130C2	RL87YC	327	RN9YC	415	RS7PYB5	3066	RV80N	200	XC92YC			980
RDZ19H	9401	RF14LC	130CC	RL87YC	327C	RN9YC	4151	RS7PYCB	3026	RV80N	553	XED14			572
RDZ4H	979	RF14YC	21	RL95YC	929	RN9YC	415C	RS7YX6	12844	RV80PP	1207	XED16			563
RDZ4H	9791	RF14YC	21CC	RL95YC	929C	RN9YC	415C2	RS8WYPB5	9808	RV82P	582	XEJ12			567
RE10PMC5	3032	RF18YC	11	RL95YC	929G	RN9YC	415CC	RS8WYPB5	98082	RV83F	559	XEJ8			557
RE10PMC5	3132	RF18YC	11C2	RM77N	519	RN9YC	415S	RS8WYPB5	9808S	RV85PYP	230	XEN14			614
RE10PMC5	30322	RF18YC	11CC	RM77N	640	RN9YC4	301	RS9PYP	7304	RV4C	978	XMD15			649
RE10PMC5	31322	RF9YC	409	RM77N	641	RN9YX4	12833	RS9PYP	73042	RV4C	9781	XMD21			521
RE10PMPB5	7032	RFN14LY	82	RM77PP	217	RP10HC	959M	RS9YC	304	RZ7C	965	XMJ14			588
RE10PMPB5	70322	RFN14LY	82C2	RM79F	571	RS10LC	403	RS9YC	304CC	RZ7C	9651	XMJ17			517
RE10PYPB5	7437	RFN14LY	82CC	RM82WPCC	233	RS10LC	403CC	RS9YX4	12845	RZF10	106	XMJ20			573
RE10PYPB5	74372	RG4HC	309	RM85G	591	RS10PYC	3408	RS9YX6	12846	S53C	697	XML12			603
RE10WYPB5	9901	RG4PHP	349	RML12	612	RS10PYC	34082	RTB77WPCC	235	S55A	1017	XML15Y			633
RE10WYPB5	9901S	RG4YCX	992	RN10PYP4	7332	RS10PYC4	3401	RTB78N	1203	S55C	681	XMN12			616
RE14MCC4	570	RG59V	1654	RN10PYP4	73322	RS10PYC4	34012	RTB80N	646	S55HX	1018	Y82			877
RE14MCC4	570C2	RG6YC	977	RN10WYPB5	9007	RS10PYC4	34012	RTL85G	556	S55ZV	1035	Z6			889
RE14MCC4	570CC	RGC77N	552	RN10YX	12836	RS10ZPYC5	7200	RTM77N	214	S55ZV	1035S	Z9Y			808
RE14MCC5	470	RGC80F	623	RN11YC4	322	RS10ZPYC5	7200	RTM77N	547	S57C	682	Z9Y			808OBS
RE14MCC5	470CC	RGM86N	586	RN11YC4	3221	RS12PLP6	7020	RTM77PP	223	S57HX	1019				
RE14PLP5	7440	RH10C	854	RN11YC4	322C2	RS12PLP6	70202	RTM78N	1201	S57YC	684				
RE14PLP5	74402	RH12	537	RN11YC4	322CC	RS12PYP5	7401	RTM78N	1202	S57ZYV	1034				
RE14PMC	3570	RH18Y	857	RN11YC4	322S	RS12PYP5	74012	RTM79	548	S57ZYV	1034S				
RE14PMC	35702	RH8C	538	RN11YX	12838	RS12PYPB5	7963	RTM82WPCC	1225	S59C	683				
RE14PMC5	3470	RHB81N	624	RN11YX4	12840	RS12PYPB5	79632	RTN79G	540	S59HX	1020				



RE14PMPB

Automotive Spark Plug Example

- R** Resistor
- E** M14 x 1.25 thread, .984" thread reach, tapered seat, 5/8" hex
- 14** Heat range (Automotive & Small Engine)
- P** Contains platinum in the center electrode
- M** 0.0100 to 0.140" core projection
- P** Contains platinum in the ground electrode
- B** Fine wire rivet design (**Special design feature**)
- (_) No special gap dimension indicated - Follow the plug manufacturer's recommended gap setting when installing the spark plug

Exemple d'une bougie d'automobile

- R** Résistance
- E** Filetage M14 x 1,25, portée des filets 0,984 po, siège conique, écrou hex 5/8 po
- 14** Gamme de chaleur (automobiles et petits moteurs)
- P** Électrode centrale contenant du platine
- M** Projection de l'axe de 0,0100 po à 0,140 po
- P** Électrode de masse contenant du platine
- B** Modèle riveté à pointe fine (**Caractéristique spéciale**)
- (_) Aucune dimension spéciale d'écartement n'est indiquée - observer le réglage d'écartement recommandé par le fabricant au moment d'installer les bougies

Ejemplo de bujía automotriz

- R** Resistor
- E** Rosca M14 x 1.25, tramo roscado de 0.984", asiento cónico, tuerca hexagonal 5/8"
- 14** Gama de temperaturas (automotrices y motores pequeños)
- P** Contiene platino en el electrodo central
- M** Proyección del núcleo de 0.0100 to a 0.140"
- P** Contiene platino en el electrodo de tierra
- B** Diseño de remache de alambre fino (**característica de diseño especial**)
- (_) No se indica una dimensión especial de separación entre electrodos - Siga el ajuste de separación entre electrodos recomendado del fabricante al instalar la bujía

R

E

14

RESISTOR / RÉSISTANCE / RESISTOR

*	Description / Description / Descripción
R	Resistor / Résistance / Resistor - 3k ohm / 10k ohm
K	Resistor / Résistance / Resistor - 1k - 2k ohm
T	Resistor / Résistance / Resistor - 7k - 15k ohm
Q	Low resistance, inductive suppressor Antiparasite à faible résistance inductive Baja resistencia, supresor inductor
X	Combined resistive / inductive suppression Antiparasite combiné à résistance résistive / inductive Supresión resistiva / inductora combinada
U	Internal auxiliary air gap (Booster Gap) Entreferro auxiliaire interne (écartement survolté) Entrehierro auxiliar interno (separación auxiliar)

If the very first character listed in the plug type number is NOT one of the characters listed above, the plug is a non-resistor type (Does not contain a resistor).
Si le tout premier caractère du numéro de type de bougie N'EST PAS l'un de ceux figurant ci-dessus, la bougie est de type sans résistance (elle ne contient pas de résistance).
Si el primer carácter indicado en el número del tipo de bujía NO es uno de los caracteres indicados arriba, la bujía es del tipo sin resistor (no contiene un resistor).

SHELL DESIGN / MODÈLE DE CULOT / DISEÑO DE LA CUBIERTA

*	Thread Size Calibre de filetage Tamaño de rosca	Reach Portée Distancia	Seat Siège Asiento	Hex Hexagone Hex.
A	M12x1.25	0.750"	Gasket / Joint d'étanchéité/ Junta	5/8" or 18mm
C	M14x1.25	0.750"	Gasket / Joint d'étanchéité/ Junta	5/8"
CJ	M14x1.25	0.375"	Gasket / Joint d'étanchéité/ Junta	3/4"
DJ	M14x1.25	0.307"	Taper / Conique / Cónico	5/8"
E	M14x1.25	0.984"	Taper / Conique / Cónico	5/8"
EA	M12x1.25	1.043"	Gasket / Joint d'étanchéité/ Junta	14mm
EC	M14x1.25	1.043"	Gasket / Joint d'étanchéité/ Junta	5/8"
ER	M12x1.25	1.043"	Gasket / Joint d'étanchéité/ Junta	5/8"
ES	M14x1.25	0.984"	Taper / Conique / Cónico	5/8"
ET	M12x1.25	1.043"	Taper / Conique / Cónico	14mm
F	M18x1.5	0.429"	Taper / Conique / Cónico	13/16"
G	M10x1.0	0.750"	Gasket / Joint d'étanchéité/ Junta	5/8"
J	M14x1.25	0.375"	Gasket / Joint d'étanchéité/ Junta	13/16"
L	M14x1.25	0.500"	Gasket / Joint d'étanchéité/ Junta	13/16"
N	M14x1.25	0.750"	Gasket / Joint d'étanchéité/ Junta	13/16"
P	M12x1.25	0.500"	Gasket / Joint d'étanchéité/ Junta	11/16"
S	M14x1.25	0.689"	Taper / Conique / Cónico	5/8"
V	M14x1.25	0.441"	Taper / Conique / Cónico	5/8"
Y	M10x1.0	0.375"	Gasket / Joint d'étanchéité/ Junta	5/8"
Z	M10x1.0	0.500"	Gasket / Joint d'étanchéité/ Junta	5/8"

The tabulated values generally hold true for the more common plug types. There may be minor variations from the tabulated values for the less common plug types.
Les valeurs contenues dans le tableau sont généralement valables pour les types de bougie les plus courants. Ces valeurs peuvent varier très légèrement dans le cas de bougies de type moins courant.
Los valores tabulados generalmente son ciertos para los tipos de bujías más comunes. Puede haber pequeñas variaciones con respecto a los valores tabulados para los tipos de bujías menos comunes.

**HEAT RANGE / APPLICATION
GAMME DE CHALEUR / APPLICATION
GAMA DE TEMPERATURAS / APLICACIONES**

HR	Application / Application / Aplicación
1-20	Automotive & Small Engine Automobiles, petits moteur Automotriz, motores pequeños
20-49	Historically Aviation Historiquement, aviation Aviación histórica
50-65	Hi Performance Racing Plugs Bougies haute performance pour la course Bujías de competición de alto rendimiento
65-100	Industrial & Small Engine Équipement industriel et petits moteurs Industriales y motores pequeños

Please note, within a given plug family the plugs run hotter as the number gets higher. Generally, the Racing and Industrial plug families run colder than automotive plug family even though they have higher numbers.
Il faut noter que dans une même famille de bougies, plus le chiffre est élevé, plus la bougie devient chaude. En général, les familles de bougies de course et d'équipement industriel restent plus froides que les bougies d'automobiles, même si leurs chiffres sont élevés.
Observe que en una familia de bujías dada, las bujías funcionan a mayor temperatura a medida que aumenta el número. Por lo general, las familias de bujías de competición e industriales funcionan a temperaturas más frías que las de la familia de bujías automotrices aun cuando tengan números más altos.



RJ19LM

Small Engine Spark Plug Example

R Resistor
J M14x1.25 thread, 0.375" thread reach, Gasketed seat, 13/16" hex nut

19 Heat range (Automotive and Small Engine)

L
M LM = Lawn Mower Plug

Exemple d'une bougie pour petits moteurs

R Résistance
J Filetage M14 x 1,25, portée des filets 0,375 po, siège à joint d'étanchéité, écrou hex 13/16 po

19 Gamme de chaleur (automobiles et petits moteurs)

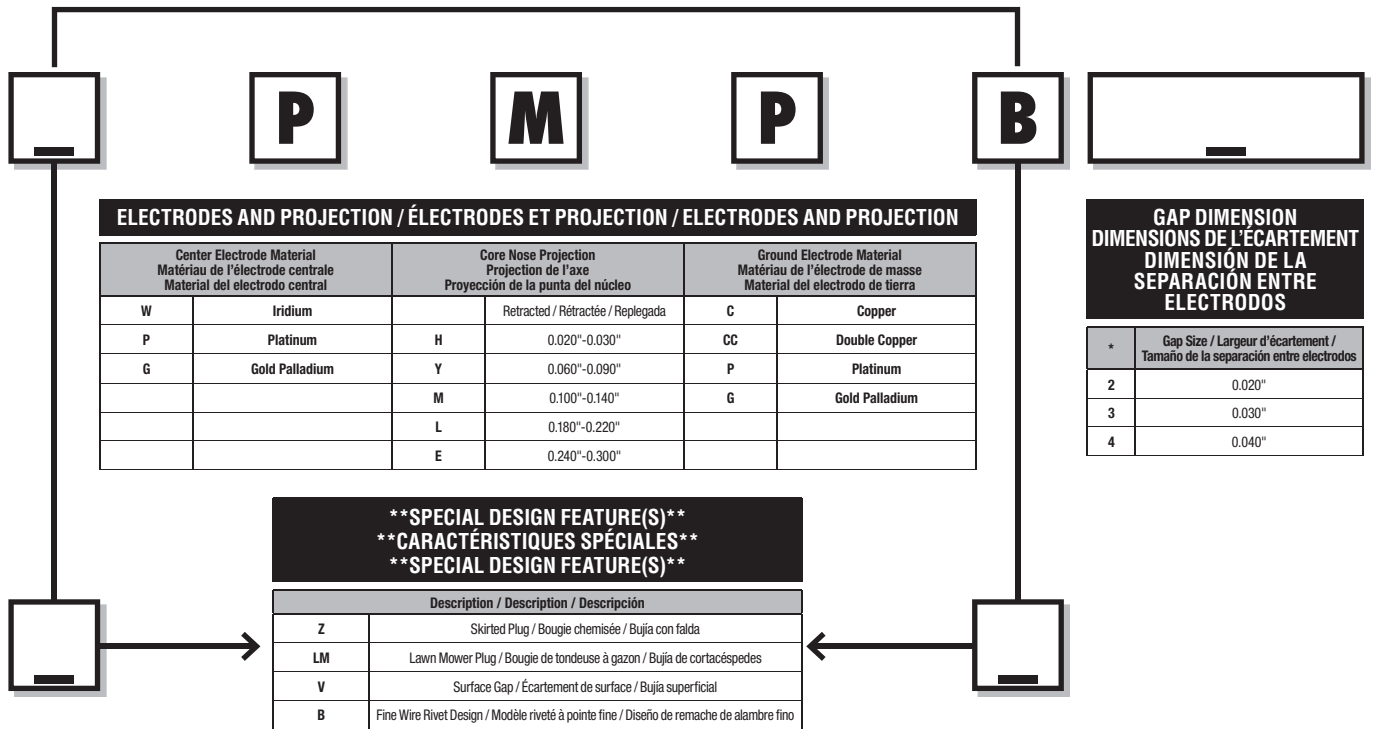
L
M LM = Bougie de tondeuse à gazon

Ejemplo de bujía para motores pequeños

R Resistor
J Rosca M14x1.25, tramo roscado de 0.375", asiento sellado, tuerca hexagonal de 13/16"

19 Gama térmica (automotrices y motores pequeños)

L
M LM = Bujía de cortacéspedes



*On a skirted shell, the threads on the metal shell STOP before they reach the bottom. Non-skirted plugs have threads all the way to the bottom of the shell.
**Some plugs have special design features. If the first character after the heat range (number) is NOT one of the center electrode references, check the Special Features matrix.*

*Sur un culot chemisé, les filets du culot en métal S'ARRÊTENT avant d'atteindre le bas. Sur les bougies chemisées, les filets se prolongent jusqu'au bas du culot.
**Certaines bougies sont dotées de caractéristiques spéciales en fonction de leur conception. Si le premier caractère suivant celui de la gamme de chaleur N'EST PAS l'un de ceux des références de l'électrode centrale, consulter le tableau des caractéristiques spéciales.*

*En una cubierta con falda, las roscas de la cubierta de metal se DETIENEN antes de llegar al fondo. Las bujías sin falda tienen roscas hasta el fondo de la cubierta.
** Algunas bujías tienen características de diseño especiales. Si el primer carácter después de la gama térmica (número) NO es una de las referencias del electrodo central, compruebe la matriz de características especiales.*



ABBREVIATIONS
ABRÉVIATIONS
ABREVIATURAS



1Vone-barrel carburetor	CFIcentral fuel injection	GMGeneral Motors	mdl(s)model(s)	SFISequential Fuel Injection
2Vtwo-barrel carburetor	CNGCompressed Natural Gas	HDheavy duty	MFIMulti-Point Fuel Injection	SOHCSingle Overhead Cam
4Vfour barrel carburetor	com.commercial	hd(s)head(s)	misc.miscellaneous	St.Street
A-CAllis-Chalmers	comp.compression	HEIhigh energy ignition	mmmillimeter	sta.wag. station wagon
alt.alternator	cont.continuous	Herc.Hercules	MPIMulti Point Fuel Injection	std.standard
AlAluminum	Cont.Continental	Hess.Hesselman	M/Tmanual transmission	STKStock
AMCAmerican Motors Corp.	CRcompression ratio	hi-perf.high performance	N/Anot applicable	supchgd. supercharged
A/Tautomatic transmission	cu. in.cubic inch	HOhigh output	N/Rnot required	sust.sustained
ATVall terrain vehicle	cyl.Cylinder	h.p.horsepower	nat. gasnatural gas	SVside valve
bblbarrel (carburetor)	DISP.Displacement	HSChigh swirl combustion	Nnumber	TTurbo
BFBi-Fuel	DSLDiesel	hvy.heavy	norm.normal	T/DTurbo Diesel
B&SBriggs & Stratton	DOHCDual Overhead Cam	IDidentification	OHCoverhead cam	TBIThrottle Body Fuel Injection
CCleveland engine (see "M")	ECSemission control system	IHCInternational Harvester Corp.	OHVoverhead valve	TecTecumseh
CACalifornia	E/GGas-Electric Hybrid	INIntake	OMCOutboard Marine Corp.	TPITuned Port Injection
carb.carburetor	EECelectronic engine controls	ind.industrial	Pall.Palladium	VINVehicle Identification No.
Cat.Caterpillar	EFIElectronic Fuel Injection	Inj.injection	pass.passenger	VVvariable venturi
cccubic centimeters	EXExhaust	Int.International	pol.police	WWindsor engine
CCWCanadian Curtiss Wright	ENG.Engine	KawKawasaki	quad.quadrajet carburetor	w/with
CDcapacitor discharge	exc.except	LLiter	rch.reach	WauWaukesha
CDIcapacitor discharge ignition	FFFlex Fuel	L/CLiquid Cooled	rpm.revolutions per minute	WiscWisconsin
CFICentral Fuel Injection	FIFuel Injection	LDlight duty	S/CSupercharged	w/owithout
Chry.Chrysler	frt.front	LPGliquid propane gas	ser. no.serial number	
C.I.cast iron	gas.gasoline	MModified (formerly "C")	serv.service	
CIDcubic inch displacement	gen.generator	MDmagneto	sevsevere	


1Vcarbureteur à corps simple	CIDcylindrée	gas.essence	mag.magnéto	SFIinjection séquentielle
2Vcarbureteur à double corps	CFIinjection centrale de carburant	gen.dynamo	mdl(s)modèle(s)	de carburant
4Vcarbureteur à quadruple corps	CNGgaz naturel comprimé	GMGeneral Motors	MFIinjection multipoint	SOHCsimple arbre à cames
A-CAllis-Chalmers	com.commercial	HDservice intense	miscdivers	St.Rue
altalternateur	comp.compression	hd(s)culasse(s)	mmmillimètre	sta. wag familiale
AlAluminium	cont.continuu	HEIallumage à haute énergie	MPIinjection multipoint	stdstandard
AMCAmerican Motors Corp.	Cont.Continental	HercHercules	M/Ttransmission manuelle	STKStock
A/Ttransmission automatique	CRrapport de compression	HessHesselman	N/Asans objet	supchgd. suralimenté
ATVvéhicule tout-terrain	cu. in.pouce cube	hi-perf.haute performance	N/Rnon requis	sust.soutenu
ATVvéhicule tout-terrain	cylCylindre	HOhaut rendement	nat. gasgaz naturel	SVsoupape latérale
bblcorps (carbureteur)	DISP.cylindrée	h.p.horsepower	Nnuméro	TTurbo
BFbicarburation	DSLdiesel	HSCcombustion à haute turbulence	normnormal	T/DTurbo Diesel
B&SBriggs & Stratton	DOHCdouble arbre à cames	hvylourd	OHCarbre à cames	TBIinjection monopoint
Cmoteur Cleveland (voir " M ")	ECSsystème antipollution	IDidentification	OHVsoupapes	TecTecumseh
CACalifornie	E/Ghybride essence-électricité	IHCInternational Harvester Corp.	OMCOutboard Marine Corp.	TPIinjection monopoint calibrée
carb.carbureteur	EECCommandes électroniques de moteur	INAdmission	Pall.Palladium	VINN° d'identification du véhicule
Cat.Caterpillar	EFIinjection électronique de carburant	indindustriel	passvoiture	VVdiffuseur variable
cccentimètres cubes	EXÉchappement	Injinjection	polpolice	Wmoteur Windsor
CCWCanadian Curtiss Wright	ENG.moteur	IntInternational	quadcarburateur quadrijet	w/avec
CDdécharge capacitive	exc.sauf	KawKawasaki	rchportée	WauWaukesha
CDIallumage à décharge capacitive	FFCarburant flexible	LLitre	rpm.tours/minute	WiscWisconsin
CFIinjection centrale de carburant	FIinjection de carburant	L/Cà refroidissement liquide	S/CSuralimenté	w/osans
Chry.Chrysler	frtavant	LDservice léger	ser. no.numéro de série	
C.I.fonte de fer		LPGgaz propane liquide	serv.service	
		MModifié (anciennement "C")	sevsévère	

1VCarburador de un cuerpo	CFIInyección de combustible central	gas.Gasolina	MFIInyección de combustible multipunto	SFIInyección de combustible en secuencia
2VCarburador de dos cuerpos	CNGGas natural comprimido	gen.Generador	misc.Varios	SOHCárbol de levas individual encima de la culata
4VCarburador de cuatro cuerpos	com.Comercial	GMGeneral Motors	mmMil metros	St.Calle
A-CAllis-Chalmers	comp.Compresión	HDServicio pesado	MPIInyección de combustible multipunto	sta. wag. Familiar
altAlternador	cont.Continuo	hd(s)Cabeza(s)	M/TTransmisión manual	std.Estándar
AlAluminio	Cont.Continental	HEIEncendido de alta energ a	N/ANo se aplica	STKExistencias
AMCAmerican Motors Corp.	CRRelación de compresión	Herc.Hercules	N/RNo se requiere	supchgd. Supercargado
A/TTransmisión automática	cu. in.Pulgadas cúbicas	Hess.Hesselman	nat. gasGas natural	sust.Sostenido
ATVVeh culo todo terreno	cyl.Cilindro	hi-perf.Alto rendimiento	NNúmero	SVVálvula lateral
bblCuerpo (carburetor)	DISP.Cilindrada	HOAlta potencia	norm.Normal	TTurbo
BFCombustible doble	DSLDiesel	h.p.Potencia	OHCrbol de levas encima de la cámara	T/DTurbo diesel
B&SBriggs & Stratton	DOHCDoble árbol de levas encima de la culata	HSCCombustión de alta turbulencia	OHVVálvulas encima de la cámara	TBIInyección de combustible en el cuerpo del acelerador
CMotor Cleveland (vea "M")	ECSSistema de control de emisiones	hvy.Pesado	OMCOutboard Marine Corp.	TecTecumseh
CACalifornia	E/GH brido de gasolina-eléctrico	IDIdentificación	Pall.Palladium	TPIInyección multipunto afinada
carb.Carburador	EECControles electrónicos del motor	IHCInternational Harvester Corp.	pass.Pasajero	VINNo. de identificación del veh culo
Cat.Caterpillar	EFIInyección de combustible electrónica	INAdmisión	polPolicia	VVVenturi variable
ccCent metos cúbicos	EXEscape	ind.Industrial	quad.Carburador de chorro cuádruple	WMotor Windsor
CCWCanadian Curtiss Wright	ENG.Motor	Inj.Inyección	rch.Alcance	w/con
CDDescarga del condensador	exc.Excepto	Int.Internacional	rpm.Revoluciones por minuto	WauWaukesha
CDIEncendido de descarga del condensador	FFCombustible flexible	KawKawasaki	S/CSupercargado	WiscWisconsin
CFIInyección de combustible central	FIInyección combustible	LLitros	ser. no.Número de serie	w/osin
Chry.Chrysler	frt.Parte delantera	L/CEnfriado por l quido	serv.Servicio	
C.I.Hierro colado		LDServicio ligero	sevRiguroso	
CIDCilindrada en pulgadas cúbicas		LPGGas propano licuado		
		MModificado (antes "C")		
		mag.Magneto		
		mdl(s)modelo(s)		


DOMESTIC VEHICLE IDENTIFICATION NO. (VIN) LOCATION

- Engine codes are designed to give positive identification of the engine in the vehicle.
- Location and information for engine identification varies with models and years and refers only to the engine originally installed.
- To insure correct spark plug application check as illustrated to determine the engine code.
- Refer to the catalog column heading Engine/VIN Code to determine spark plug recommendations.

NOTE: Both alphabetical and numerical characters refer to digits.


EMPLACEMENT DU NUMÉRO D'IDENTIFICATION (NIV) DES VÉHICULES NORD-AMÉRICAINS

- Les numéros de code du moteur ont pour but d'assurer l'identification exacte du moteur du véhicule.
- L'emplacement de l'identification du moteur et les renseignements qu'elle donne varient suivant le modèle et l'année et désignent uniquement le moteur installé à l'origine.
- Pour assurer l'installation des bougies qu'il faut, faire les vérifications conformes à l'illustration pour déterminer le code du moteur.
- Se référer à la colonne du catalogue intitulée Moteur/Code NIV pour déterminer les recommandations en fait de bougies.

NOTE : Les numéros comprennent aussi bien des caractères alphabétiques que des caractères numériques.

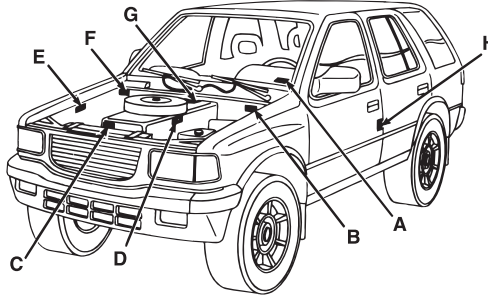
UBICACIÓN DEL NO. DE IDENTIFICACIÓN DEL MOTOR NACIONAL

- Los códigos del motor están diseñados para dar una identificación positiva del motor en el vehículo.
- La ubicación e información para la identificación del motor varía con los vehículos y años y se refiere solamente al motor instalado originalmente.
- Para asegurar la aplicación correcta de la bujía, compruebe según se indica, para determinar el código del motor.
- Consulte el encabezado de la columna del catálogo Código del motor/VIN para determinar las recomendaciones de las bujías.

NOTA: Tantos los caracteres alfabéticos como numéricos se refieren a dígitos.

IMPORT VEHICLE IDENTIFICATION NO. (VIN) LOCATION

- Inside unit on left side.
- Upper left corner of fire wall.
- Stamped on front of engine near fuel pump.
- Stamped on left or right top side of engine block.
- Right front wheel house.
- Upper right corner of fire wall.
- Top of engine block at rear center between cylinders.
- Lock face of left front door.


EMPLACEMENT DU NUMÉRO D'IDENTIFICATION (NIV) DES VÉHICULES IMPORTÉS

- L'intérieur du véhicule, du côté gauche.
- Dans le coin supérieur gauche de la cloison pare-feu.
- Estampillé sur le devant du moteur, près de la pompe à carburant.
- Estampillé sur le côté supérieur gauche ou droit du bloc moteur.
- Dans le logement de la roue avant droite.
- Dans le coin supérieur droit de la cloison pare-feu.
- En haut du bloc moteur, au milieu de l'arrière, entre les cylindres.
- Sur la têtère de serrure de la porte avant gauche.

UBICACIÓN DEL NO. DE IDENTIFICACIÓN DEL VEHÍCULO (VIN) DE IMPORTACIÓN

- Dentro de la unidad, en el lado izquierdo.
- Esquina superior izquierda del parafuegos.
- Estampada en la parte delantera del motor cerca de la bomba de combustible.
- Estampada en el lado superior derecho o izquierdo del bloque del motor.
- Cubreruedas delantero derecho.
- Esquina superior derecha del parafuegos.
- Parte superior del bloque del motor en la parte central trasera entre cilindros.
- Superficie de la cerradura de la puerta delantera izquierda.

DOMESTIC AUTOMOBILES

1988-1981	AMERICAN MOTORS	1980-1969
2 C C K 3 8 5 X C B 7 0 7 5 7 4		A O C 3 6 5 C 1 0 3 4 0 5
Engine Code 4th digit Model Year 10th digit		Model Year 2nd digit Engine Code 7th digit
2015-1981	CHRYSLER CORPORATION	1980-1967
2 C 3 B F 6 6 P 6 D R 1 3 2 1 1 4		C H 4 1 T 2 C 1 8 7 0 2 8
Engine Code 8th digit Model Year 10th digit		Engine Code 5th digit Model Year 6th digit
2015-1981	FORD MOTOR COMPANY	1980-1967
1 F A B P 3 9 X 8 D C 1 0 4 0 0 3		9 B 6 3 H 1 0 7 8 9 6
Engine Code 8th digit Model Year 10th digit		Model Year 1st digit Engine Code 5th digit
2015-1981	GENERAL MOTORS CORP.	1980-1972
1 G 1 A L 3 5 J 6 C J 1 0 1 7 4 4		3 B 1 7 A 8 W 1 0 0 3 1 8
Engine Code 8th digit Model Year 10th digit		Engine Code 5th digit Model Year 6th digit

TRUCKS, VANS & BUSES
CHEVROLET, GMC

2015-1981

1 G 5 E K 1 8 H 6 D F 5 1 4

Engine Code 8th digit Model Year 10th digit

1980-1972

C K L 1 6 A F 1 0 6 7 3 3

Engine Code 3rd digit Model Year 6th digit

CHRYSLER, DODGE, PLYMOUTH

2015-1981

2 P 4 H B 2 1 P 3 C K 1 4 0 1 0 9

Engine Code 8th digit Model Year 10th digit

1980-1974

D 3 1 B J 4 S 0 6 9 2 0 6

Engine Code 5th digit Model Year 6th digit

FORD

2015-1981

1 F T D E 1 4 F 3 C H B 1 4 1 6 6

Engine Code 8th digit

1980-1974

X 9 8 V V H G 6 9 3 5

Engine Code 4th digit

INTERNATIONAL

2011-1981

I H T D 3 1 7 7 3 C G D 1 3 4 7 5

Model Year 10th digit Engine Code is located on engine.

1980-1974

A A 1 7 2 K H B 1 6 2 6 6

Model Year 6th digit Engine Code is located on engine.

JEEP

2015-1981

1 J C B N 8 5 A 4 C T D 1 4 4 0 1

Engine Code 8th digit Model Year 10th digit

1989-1981

1 J C B N 8 5 A 4 C T D 1 4 4 0 1

Engine Code 4th digit Model Year 10th digit


1980-1975

J O D 1 5 N N 0 0 5 9 5 4

Model Year 2nd digit Engine Code 7th digit



BEST SELLING SPARK PLUG POTENTIAL
TYPES DE BOUGIES LES PLUS VENDUS
POTENCIAL DE SER LAS BUJÍAS MÁS VENDIDAS



CHAMPION® IRIDIUM

Rank Rang	Stock # # Stock	Plug Bougie Bujía	% Market % Au marché % Del mercado	Cumm % % Cumulatif % Acumulado
1	9403	RE14WMPB4	14.10%	14.10%
2	9055	REC12WMPB5	12.32%	26.42%
3	9405	RS14WMPB4	11.58%	38.00%
4	9406	9406	9.70%	47.70%
5	9005	QC10WEP	6.59%	54.30%
6	9202	RC12WMPB4	5.79%	60.08%
7	9404	RS14WYPB5	5.67%	65.75%
8	9201	RC12WYPB4	4.18%	69.94%
9	9410	REA12WMPB4	3.86%	73.79%
10	9000	RC10ZWYPB4	3.49%	77.29%
11	9204	RS12WYPB4	2.89%	80.18%
12	9901	RE10WYPB5	2.70%	82.88%
13	9001	RC10WYPB4	2.44%	85.32%
14	9407	RER8ZWYCB4	2.25%	87.57%
15	9033	REC8WYPB4	2.19%	89.77%
16	9006	REC10WYPB4	1.66%	91.43%
17	9806	RC8WMPB4	1.34%	92.77%
18	9809	QC8WEP	1.25%	94.02%
19	9812	RC8ZWYPB4	1.23%	95.25%
20	9002	RC10WMPB4	0.94%	96.19%
21	9203	RC12WLPB4	0.50%	96.69%
22	9408	RER8WYCB4	0.49%	97.18%
23	9804	RN8WYPB3	0.43%	97.61%
24	9782	RC8ZWYPB4	0.36%	97.97%
25	9402	RS14WLPB6	0.34%	98.32%
26	9805	KC8WYPB4	0.31%	98.62%
27	9702	KA7ZWYPB4	0.22%	98.85%
28	9030	REC8WYPB3	0.22%	99.07%
29	9800	RC6WYPB4	0.21%	99.28%
30	9701	RA8WHP	0.17%	99.45%
31	9044	REC8WMPB4	0.15%	99.60%
32	9813	RC8ZWYPB5	0.15%	99.74%
33	9801	RC8WYPB3	0.11%	99.86%
34	9008	RC10WYPB5	0.09%	99.95%
35	9770	RC6WYPB3	0.05%	100.00%
36	9007	RN10WYPB5	0.00%	100.00%
37	9003	RC10WYPB4	0.00%	100.00%
38	9803	RC8WMPB4	0.00%	100.00%
39	9808	RS8WYPB5	0.00%	100.00%
40	9802	RC8WYPB4	0.00%	100.00%

DOUBLE PLATINUM POWER™

Rank Rang	Stock # # Stock	Plug Bougie Bujía	% Market % Au marché % Del mercado	Cumm % % Cumulatif % Acumulado
1	7440	RE14PLP5	31.06%	31.06%
2	7570	RE14MPB	9.59%	40.66%
3	7034	RC12PEPB5	8.57%	49.23%
4	7940	RS14PYPB5	8.28%	57.51%
5	7989	7989	6.28%	63.79%
6	7318	RC12PMPB4	6.27%	70.06%
7	7031	RN14MPB5	4.70%	74.76%
8	7546	RC10PYPB4	4.50%	79.26%
9	7963	RS12PYPB5	4.37%	83.63%
10	7071	RC12PYP	3.87%	87.50%
11	7436	RC10PLPB4	2.45%	89.95%
12	7346	RC10PYP4	1.80%	91.74%
13	7983	RS14MPB5	1.43%	93.18%
14	7032	RE10MPB5	1.28%	94.46%
15	7437	RE10PYPB5	1.06%	95.52%
16	7981	RE14PYPB4	1.05%	96.57%
17	7975	REC10PYPB4	0.95%	97.52%
18	7407	RS14ZYPB	0.56%	98.08%
19	7919	QC10PEPB	0.39%	98.48%
20	7018	RV17PMP4	0.34%	98.81%
21	7953	QC12PEPB	0.29%	99.10%
22	7408	RS14PYPB	0.25%	99.35%
23	7332	RN10PYP4	0.19%	99.54%
24	7712	7712	0.16%	99.69%
25	7070	RC11PYPB4	0.14%	99.83%
26	7013	RS14PYP5	0.12%	99.95%
27	7015	RS14MPB4	0.02%	99.97%
28	7548	KC10PYPB4	0.01%	99.98%
29	7348	KC11PYP	0.01%	99.99%
30	7072	RC12PYP3	0.01%	100.00%
31	7545	RC8PYPB4	0.00%	100.00%
32	7622	RA59PP	0.00%	100.00%
33	7972	RA8PHP	0.00%	100.00%
34	7345	RC8PYP4	0.00%	100.00%
35	7020	RS12PLP6	0.00%	100.00%
36	7304	RS9PYP	0.00%	100.00%
37	7401	RS12PYP5	0.00%	100.00%

PLATINUM POWER™

Rank Rang	Stock # # Stock	Plug Bougie Bujía	% Market % Au marché % Del mercado	Cumm % % Cumulatif % Acumulado
1	3034	RC12PEC5	15.34%	15.34%
2	3570	RE14PMC	11.63%	26.97%
3	3071	RC12PYC	9.52%	36.49%
4	3344	RC9PYC	9.15%	45.64%
5	3318	RC12PMC4	8.96%	54.60%
6	3013	RS14PYC6	8.70%	63.31%
7	3436	RC12LC4	8.15%	71.46%
8	3032	RE10PMC5	7.39%	78.85%
9	3401	RS10PYC4	4.99%	83.84%
10	3983	RS14PMC5	2.10%	85.94%
11	3031	RN14PMC5	2.01%	87.95%
12	3018	RV17PMC4	1.96%	89.91%
13	3405	RN14PMC	1.93%	91.83%
14	3340	RC7PYCB4	1.57%	93.41%
15	3132	RE10PM5	1.43%	94.84%
16	3346	RC10PYC	1.25%	96.09%
17	3412	RC10PEC	0.89%	96.98%
18	3322	RN14PMC3	0.89%	97.87%
19	3470	RE14PMC5	0.76%	98.63%
20	3025	RV19PMC	0.74%	99.37%
21	3407	RS14ZPYC5	0.38%	99.75%
22	3408	RS10PYC	0.14%	99.89%
23	3068	RC7PYCB	0.05%	99.94%
24	3415	RN9PYC	0.03%	99.97%
25	3069	RC7PYCBX	0.02%	99.99%
26	3980	XC92PYC	0.01%	100.00%
27	3232	TE10PMC5	0.00%	100.00%
28	3036	RV17ZPMC	0.00%	100.00%
29	3015	RS14PMC4	0.00%	100.00%



BEST SELLING SPARK PLUG POTENTIAL
TYPES DE BOUGIES LES PLUS VENDUS
POTENCIAL DE SER LAS BUJÍAS MÁS VENDIDAS



COPPER PLUS®				
Rank Rang	Stock # # Stock	Plug Bougie Bujia	% Market % Au marché % Del mercado	Cumm % % Cumulatif % Acumulado
1	71	RC12YC	16.26%	16.26%
2	436	RC12LC4	10.03%	26.29%
3	439	RC12MCC4	6.69%	32.98%
4	570	RE14MCC4	6.64%	39.62%
5	412	RC12LYC	6.00%	45.62%
6	18	RV15YC4	4.73%	50.35%
7	13	RS14YC6	4.64%	54.99%
8	438	RC12ECC	4.22%	59.21%
9	344	RC9YC	3.37%	62.59%
10	404	RN12YC	3.26%	65.85%
11	322	RN11YC4	3.01%	68.86%
12	405	RN14YC	2.88%	71.74%
13	401	RS12YC	2.57%	74.30%
14	25	RV17YC	2.46%	76.76%
15	318	RC12MC4	2.31%	79.07%
16	443	RE16MC	2.13%	81.20%
17	434	RC9MC4	2.00%	83.20%
18	415	RN9YC	1.77%	84.98%
19	31	RN14MC5	1.73%	86.70%
20	14	RJ12YC	1.72%	88.42%
21	408	RS14YC	1.64%	90.06%
22	431	RC14YC	1.47%	91.53%
23	89	RC12YC5	0.85%	92.38%
24	407	RS14LC	0.82%	93.21%
25	346	RC10YC4	0.76%	93.97%
26	302	N11YC	0.73%	94.70%
27	19	RV19YC	0.48%	95.18%
28	470	RE14MCC5	0.43%	95.61%
29	82	RFN14LY	0.37%	95.98%
30	406	RV12YC	0.36%	96.33%
31	446	REC12MCC4	0.35%	96.68%
32	121	RV8C	0.34%	97.02%
33	130	RF14LC	0.31%	97.33%
34	22	RF11YC	0.30%	97.63%
35	58	RJ18YC	0.28%	97.91%
36	113	RV12C	0.25%	98.16%
37	15	RS15LYC	0.23%	98.39%
38	11	RF18YC	0.20%	98.59%
39	300	N9YC	0.19%	98.78%
40	129	RF10C	0.15%	98.93%
41	63	RJ14YC	0.15%	99.08%
42	10	J12YC	0.12%	99.20%
43	38	N12YC	0.10%	99.29%
44	304	RS9YC	0.09%	99.38%
45	340	RC7YC	0.07%	99.46%
46	308	RN12MC4	0.07%	99.52%
47	66	RJ18YC6	0.06%	99.58%
48	21	RF14YC	0.06%	99.64%
49	435	QC9MC4	0.05%	99.69%
50	430	RC9YC4	0.05%	99.74%

GLOW PLUG				
Rank Rang	Stock # # Stock	Plug Bougie Bujia	% Market % Au marché % Del mercado	Cumm % % Cumulatif % Acumulado
1	184	CH94	21.56%	21.56%
2	194	CH243	20.43%	41.99%
3	190	CH237	17.36%	59.35%
4	192	CH271	15.84%	75.19%
5	191	CH238	9.71%	84.90%
6	193	CH218	9.16%	94.06%
7	155	CH28	2.73%	96.79%
8	149	CH132	1.44%	98.23%
9	167	CH3	1.43%	99.66%
10	182	CH42	0.27%	99.93%
11	196	CH49	0.07%	100.00%
12	171	CH71	0.00%	100.00%
13	183	CH48	0.00%	100.00%
14	148	CH95	0.00%	100.00%
15	147	CH182	0.00%	100.00%
16	160	CH60	0.00%	100.00%
17	161	CH61	0.00%	100.00%
18	180	CH80	0.00%	100.00%
19	198	CH260	0.00%	100.00%
20	195	CH189	0.00%	100.00%

MARINE				
Rank Rang	Stock # # Stock	Plug Bougie Bujia	% Market % Au marché % Del mercado	Cumm % % Cumulatif % Acumulado
1	828M	QL77JC4	27.32%	27.32%
2	938M	QL78YC	25.78%	53.11%
3	941M	QL77CC	7.78%	60.89%
4	821M	L77JC4	7.60%	68.48%
5	956M	QC12PEP	6.76%	75.25%
6	827M	L76V	5.22%	80.46%
7	931M	QL82C	4.62%	85.08%
8	955M	XC12PEPB	4.10%	89.18%
9	833M	L78V	2.80%	91.98%
10	936M	L78YC	1.35%	93.33%
11	932M	QL82YC	1.09%	94.42%
12	933M	QL86C	0.85%	95.27%
13	883M	QL78C	0.68%	95.95%
14	831M	UL77V	0.64%	96.58%
15	876M	QL16V	0.59%	97.17%
16	942M	RV91MC	0.51%	97.68%
17	811M	L82C	0.38%	98.07%
18	838M	QL78V	0.37%	98.43%
19	898M	QL76V	0.32%	98.75%
20	934M	QL87YC	0.29%	99.04%
21	943M	QL77PP	0.28%	99.32%
22	885M	L6VC	0.25%	99.57%
23	807M	L78C	0.14%	99.71%
24	958	QC10PEP	0.09%	99.80%
25	959M	RP10HC	0.08%	99.88%
26	950M	QC12GMC	0.07%	99.95%
27	952M	QC12PEPA	0.02%	99.97%
28	886M	QL6VC	0.02%	99.99%
29	924M	L78YC6	0.01%	100.00%
30	874M	RL82C	0.00%	100.00%
31	892M	L16V	0.00%	100.00%
32	939M	QL78YC6	0.00%	100.00%



BEST SELLING SPARK PLUG POTENTIAL
TYPES DE BOUGIES LES PLUS VENDUS
POTENCIAL DE SER LAS BUJÍAS MÁS VENDIDAS



POWER SPORT™

Rank Rang	Stock # # Stock	Plug Bougie Bujia	% Market % Au marché % Del mercado	Cumm % Cummulatif % Acumulado
1	8809-1	8809	42.63%	42.63%
2	8902-1	8902	40.94%	83.57%
3	8815-1	8815	7.11%	90.68%
4	8415-1	8415	4.11%	94.80%
5	8332-1	8332	2.83%	97.63%
6	8812-1	8812	1.17%	98.80%
7	8810-1	8810	0.47%	99.27%
8	8339-1	8339	0.31%	99.58%
9	8904-1	8904	0.15%	99.72%
10	8814-1	8814	0.22%	99.94%
11	8819-1	8819	0.02%	99.96%
12	8018-1	8018	0.02%	99.98%
13	8071-1	8071	0.01%	99.99%
14	8405-1	8405	0.04%	100.03%
15	8304-1	8304	0.01%	100.04%
16	8401-1	8401	0.01%	100.05%
17	8883-1	8883	-0.03%	100.02%
18	8654-1	8654	-0.01%	100.01%
19	8698-1	8698	-0.01%	100.00%

SMALL ENGINE

Rank Rang	Stock # # Stock	Plug Bougie Bujia	% Market % Au marché % Del mercado	Cumm % Cummulatif % Acumulado
1	868	RJ19LM	13.14%	13.14%
2	861	J19LM	8.23%	21.37%
3	716	RC12YC	6.78%	28.15%
4	852	RCJ6Y	6.12%	34.27%
5	123	RN5C	5.10%	39.36%
6	810	RA8HC	4.99%	44.35%
7	843	CJ8	4.83%	49.18%
8	863	RCJ8Y	4.02%	53.20%
9	120	N5C	3.35%	56.55%
10	848	CJ8Y	3.02%	59.57%
11	841	J8C	2.96%	62.54%
12	858	CJ6Y	2.78%	65.32%
13	853	CJ7Y	2.55%	67.87%
14	844	H10C	2.45%	70.32%
15	859	RCJ7Y	2.12%	72.43%
16	809	RA6HC	1.57%	74.00%
17	512	H12	1.57%	75.57%
18	104	RN4C	1.44%	77.01%
19	855	DJ7Y	1.36%	78.37%
20	872	RDJ7Y	1.19%	79.56%
21	808	Z9Y	1.18%	80.74%
22	909	RS17YX	1.12%	81.86%
23	803	N4C	1.03%	82.89%
24	821	L77JC4	0.90%	83.79%
25	846	CJ14	0.86%	84.65%
26	940	RDZ19H	0.74%	85.39%
27	871	RJ8C	0.72%	86.11%
28	847	DJ8J	0.68%	86.80%
29	929	RL95YC	0.66%	87.45%
30	592	RJ12C	0.63%	88.08%
31	823	J6C	0.62%	88.70%
32	954	RN57YCC	0.61%	89.31%
33	306	L86C	0.60%	89.91%
34	946	QC12YC	0.54%	90.45%
35	973	RJ19HX	0.49%	90.94%
36	811	L82C	0.45%	91.39%
37	842	UY6	0.42%	91.80%
38	840	RCJ8	0.36%	92.16%
39	849	CJ6	0.35%	92.51%
40	327	RL87YC	0.35%	92.86%
41	801	N3C	0.34%	93.20%
42	818	RN2C	0.34%	93.54%
43	965	RZ7C	0.34%	93.88%
44	845	J17LM	0.32%	94.20%
45	830	RL86C	0.31%	94.51%
46	880	RN3C	0.31%	94.83%
47	854	RH10C	0.30%	95.13%
48	825	J4C	0.30%	95.43%
49	893	RCJ4	0.29%	95.72%
50	856	RJ17LM	0.28%	96.00%
51	587	H8C	0.26%	96.27%
52	312	L87YC	0.25%	96.52%
53	988	XC10YC	0.24%	96.76%
54	824	UL18V	0.23%	96.99%

SMALL ENGINE

Rank Rang	Stock # # Stock	Plug Bougie Bujia	% Market % Au marché % Del mercado	Cumm % Cummulatif % Acumulado
55	400	RV9YC	0.20%	97.20%
56	850	DJ7J	0.20%	97.40%
57	511	J11C	0.18%	97.58%
58	857	RH18Y	0.18%	97.75%
59	979	RDZ4H	0.17%	97.93%
60	328	L82YC	0.16%	98.09%
61	896	L90C	0.15%	98.23%
62	978	RY4C	0.13%	98.37%
63	814	RL82YC	0.13%	98.49%
64	975	REC10YC4	0.12%	98.62%
65	831	UL77V	0.11%	98.73%
66	980	XC92YC	0.11%	98.83%
67	982	XC12YC	0.10%	98.93%
68	444	RC7YC3	0.09%	99.02%
69	805	N2C	0.08%	99.10%
70	538	RH8C	0.08%	99.18%
71	807	L78C	0.08%	99.26%
72	905	RA4HC	0.08%	99.34%
73	883	QL78C	0.07%	99.41%
74	851	DJ6J	0.05%	99.47%
75	898	QL76V	0.05%	99.51%
76	813	N7YC	0.05%	99.56%
77	865	RDJ8J	0.05%	99.60%
78	874	RL82C	0.04%	99.65%
79	806	L92YC	0.04%	99.69%
80	837	L20V	0.04%	99.73%
81	889	Z6	0.03%	99.76%
82	835	UL81C	0.03%	99.80%
83	985	RC14YC4	0.03%	99.83%
84	592M	RJ12C	0.03%	99.86%
85	977	RG6YC	0.02%	99.88%
86	537	RH12	0.02%	99.90%
87	888	P8Y	0.02%	99.92%
88	860	RDJ7J	0.02%	99.94%
89	862	CJ4	0.01%	99.95%
90	910	P10Y	0.01%	99.96%
91	991	REA8MCX	0.01%	99.97%
92	990	REA6MC	0.01%	99.98%
93	947	QJ19LM	0.01%	99.98%
94	315	N6YC	0.01%	99.99%
95	816	P7	0.01%	99.99%
96	923	L92LCC	0.00%	100.00%
97	992	RG4YCX	0.00%	100.00%
98	533	UJ11G	0.00%	100.00%
99	919	QJ19V	0.00%	100.00%
100	900	RA2HC	0.00%	100.00%
101	890	N19V	0.00%	100.00%
102	930	RV92YC	0.00%	100.00%
103	870	RDJ6J	0.00%	100.00%
104	817	RN13LYCS	0.00%	100.00%
105	904	RN4YC	0.00%	100.00%
106	974	RC12PEPB	0.00%	100.00%
107	948	RA8GHC	0.00%	100.00%



EZ START™

Rank Rang	Stock # # Stock	Plug Bougie Bujia	% Market % Au marché % Del mercado	Cumm % Cummulatif % Acumulado
1	5861	5861	62.13%	62.13%
2	5843	5843	26.14%	88.27%
3	5071	5071	4.23%	92.49%
4	5851	5851	3.54%	96.03%
5	5846	5846	1.87%	97.90%
6	5322	5322	1.24%	99.14%
7	5847	5847	0.86%	100.00%



Year	Engine	Notes	CHAMPION Iridium		Double Platinum		Platinum Power		Copper Plus		Gap
	VIN		Stk #	Plug Type	Stk #	Plug Type	Stk #	Plug Type	Stk #	Plug Type	
ABARTH											
1000											
1.0L L4, 982CC											
1969			---	---	7013	RS14PYP5	3013	RS14PYC6	13	RS14YC6	.024
ACURA											
CL											
2.2L L4, 2156CC											
1997			9202	RC12WMPB4	7318	RC12PMPB4	3318	RC12PMC4	318	RC12MC4	.044
2.3L L4, 2254CC											
1999-1998			9202	RC12WMPB4	7318	RC12PMPB4	3318	RC12PMC4	318	RC12MC4	.044
3.0L V6, 2997CC											
1999-1997			9202	RC12WMPB4	7318	RC12PMPB4	3318	RC12PMC4	318	RC12MC4	.044
3.2L V6, 3210CC											
2003-2001			9202	RC12WMPB4	7318	RC12PMPB4	3318	RC12PMC4	318	RC12MC4	.044
CSX											
2.0L L4, 1998CC											
2011-2006			9800	RC7WYPB4	---	---	---	---	---	---	.044
EL											
1.6L L4, 1590CC											
2000-1997			9202	RC12WMPB4	7318	RC12PMPB4	3318	RC12PMC4	318	RC12MC4	.044
1.7L L4, 1668CC											
2005-2004			9202	RC12WMPB4	7318	RC12PMPB4	3318	RC12PMC4	318	RC12MC4	.044
ILX											
1.5L L4, 1497CC											
2015-2013			9775	REC10WMPB4	---	---	---	---	---	---	.044
2.0L L4, 1997CC											
2015-2013			9407	RER8ZWYCB4	---	---	---	---	---	---	.044
2.4L L4, 2354CC											
2014-2013			9407	RER8ZWYCB4	---	---	---	---	---	---	.044
INTEGRA											
1.6L L4, 1590CC											
1989-1986			9001	RC10WYPB4	7546	RC10PYPB4	3344	RC9PYC	418	RC9YCN4	.044
1.7L L4, 1678CC											
1993-1992			9202	RC12WMPB4	7318	RC12PMPB4	3318	RC12PMC4	318	RC12MC4	.036
1.8L L4, 1797CC											
2001-1997	B18C1		9202	RC12WMPB4	7318	RC12PMPB4	3318	RC12PMC4	318	RC12MC4	.050
	B18C5		9202	RC12WMPB4	7318	RC12PMPB4	3318	RC12PMC4	318	RC12MC4	.044
1996-1995	B18C1		9202	RC12WMPB4	7318	RC12PMPB4	3318	RC12PMC4	318	RC12MC4	.050
1994			9202	RC12WMPB4	7318	RC12PMPB4	3318	RC12PMC4	318	RC12MC4	.044
1.8L L4, 1834CC											
2001-2000			9202	RC12WMPB4	7318	RC12PMPB4	3318	RC12PMC4	318	RC12MC4	.044
1999-1990			9202	RC12WMPB4	7318	RC12PMPB4	3318	RC12PMC4	318	RC12MC4	.044
LEGEND											
2.5L V6, 2494CC											
1987-1986			9001	RC10WYPB4	7546	RC10PYPB4	3344	RC9PYC	418	RC9YCN4	.044
2.7L V6, 2675CC											
1990-1988			9001	RC10WYPB4	7546	RC10PYPB4	3344	RC9PYC	418	RC9YCN4	.044
1987			9201	RC12WYPB4	7071	RC12PYP	3071	RC12PYC	71	RC12YC	.044
3.2L V6, 3206CC											
1995-1991			9202	RC12WMPB4	7318	RC12PMPB4	3318	RC12PMC4	318	RC12MC4	.044
MDX											
3.5L V6, 3471CC											
2015-2014			9407	RER8ZWYCB4	---	---	---	---	---	---	.044
2006-2003			9000	RC10ZWYPB4	7000	RC10ZPYB4	---	---	---	---	.040
2002-2001			9202	RC12WMPB4	7318	RC12PMPB4	3318	RC12PMC4	318	RC12MC4	.040
3.7L V6, 3664CC											
2013-2011			9407	RER8ZWYCB4	---	---	---	---	---	---	.044
2010-2007			9812	RC8ZWYPB4	7812	RC8ZPYPB	---	---	---	---	.040



Year	Engine VIN	Notes	CHAMPION Iridium		Double Platinum		Platinum Power		Copper Plus		Gap
			Stk #	Plug Type	Stk #	Plug Type	Stk #	Plug Type	Stk #	Plug Type	
ACURA (cont)											
NSX											
3.0L V6, 2977CC											
2005-1991			9202	RC12WMPB4	7318	RC12PMPB4	3318	RC12PMC4	318	RC12MC4	.044
3.2L V6, 3179CC											
2005-1997			9202	RC12WMPB4	7318	RC12PMPB4	3318	RC12PMC4	318	RC12MC4	.044
RDX											
2.3L L4, 2300CC											
2012-2007			9412	REA9WYPB4	---	---	---	---	---	---	.044
3.5L V6, 3471CC											
2014-2013			9407	RER8ZWYCB4	---	---	---	---	---	---	.044
RL											
3.5L V6, 3471CC											
2008-2005			9014	RC8ZWYPB	7812	RC8ZYPYB	---	---	---	---	.044
3.5L V6, 3475CC											
2004-1996			9202	RC12WMPB4	7318	RC12PMPB4	3318	RC12PMC4	318	RC12MC4	.044
3.7L V6, 3664CC											
2012-2009			9407	RER8ZWYCB4	---	---	---	---	---	---	.044
RSX											
2.0L L4, 1998CC											
2006-2005	K20A3		9014	RC8ZWYPB	7812	RC8ZYPYB	---	---	---	---	.044
	K20Z1		9202	RC12WMPB4	7318	RC12PMPB4	3318	RC12PMC4	318	RC12MC4	.044
2004	K20A2		9202	RC12WMPB4	7318	RC12PMPB4	3318	RC12PMC4	318	RC12MC4	.044
	K20A3		9014	RC8ZWYPB	7812	RC8ZYPYB	---	---	---	---	.044
2003-2002	K20A2		9001	RC10WYPB4	7546	RC10PYPB4	3346	RC10PYC	346	RC10YC4	.044
	K20A3		9014	RC8ZWYPB	7812	RC8ZYPYB	---	---	---	---	.044
SLX											
3.2L V6, 3165CC											
1997-1996			9201	RC12WYPB4	7071	RC12PYP	3071	RC12PYC	71	RC12YC	.044
3.5L V6, 3494CC											
1999-1998			9201	RC12WYPB4	7071	RC12PYP	3071	RC12PYC	71	RC12YC	.044
TL											
2.5L L5, 2451CC											
1998-1995			9202	RC12WMPB4	7318	RC12PMPB4	3318	RC12PMC4	318	RC12MC4	.044
3.2L V6, 3206CC											
1998-1996			9202	RC12WMPB4	7318	RC12PMPB4	3318	RC12PMC4	318	RC12MC4	.044
3.2L V6, 3210CC											
2008-2004			9014	RC8ZWYPB	7812	RC8ZYPYB	---	---	---	---	.044
2003-1999			9202	RC12WMPB4	7318	RC12PMPB4	3318	RC12PMC4	318	RC12MC4	.044
3.5L V6, 3471CC											
2014-2009			9407	RER8ZWYCB4	---	---	---	---	---	---	.044
2008-2007			9812	RC8ZWYPB4	7812	RC8ZYPYB	---	---	---	---	.044
3.7L V6, 3664CC											
2014-2009			9407	RER8ZWYCB4	---	---	---	---	---	---	.044
TSX											
2.4L L4, 2354CC											
2014-2009			9407	RER8ZWYCB4	---	---	---	---	---	---	.044
2008-2004			9014	RC8ZWYPB	7812	RC8ZYPYB	---	---	---	---	.044
3.5L V6, 3471CC											
2014-2010			9407	RER8ZWYCB4	---	---	---	---	---	---	.044
VIGOR											
2.5L L5, 2451CC											
1994-1992			9202	RC12WMPB4	7318	RC12PMPB4	3318	RC12PMC4	318	RC12MC4	.044
ZDX											
3.7L V6, 3664CC											
2013-2010			9407	RER8ZWYCB4	---	---	---	---	---	---	.044



Year	Engine	Notes	CHAMPION	Iridium		Double Platinum		Platinum Power		Copper Plus		Gap
	VIN		Stk #	Plug Type	Stk #	Plug Type	Stk #	Plug Type	Stk #	Plug Type		
ALFA ROMEO												
164												
3.0L V6, 2959CC												
1995-1994			---	---	7344	RC9PYP	3344	RC9PYC	344	RC9YC	.028	
1993-1991			9804	RN8WYPB3	7415	RN9PYP	3415	RN9PYC	415	RN9YC	.028	
ALFETTA												
2.0L L4, 1961CC												
1977-1975			9804	RN8WYPB3	7415	RN9PYP	3415	RN9PYC	415	RN9YC	.024	
BERLINA												
1.8L L4, 1779CC												
1971-1969			9804	RN8WYPB3	---	---	---	---	332	RN7YC	.024	
2.0L L4, 1961CC												
1971-1970			9804	RN8WYPB3	7415	RN9PYP	3415	RN9PYC	415	RN9YC	.024	
2.0L L4, 1962CC												
1971-1970			9804	RN8WYPB3	7415	RN9PYP	3415	RN9PYC	415	RN9YC	.024	
DUETTO 1600												
1.6L L4, 1570CC												
1968-1967			9804	RN8WYPB3	---	---	---	---	332	RN7YC	.024	
GIULIA												
1.6L L4, 1570CC												
1968-1967			9804	RN8WYPB3	---	---	---	---	332	RN7YC	.024	
GIULIA SPRINT												
1.6L L4, 1570CC												
1968-1967			9804	RN8WYPB3	---	---	---	---	332	RN7YC	.024	
GT VELOCE												
1.8L L4, 1779CC												
1971-1969			9804	RN8WYPB3	---	---	---	---	332	RN7YC	.024	
2.0L L4, 1962CC												
1974-1972			9804	RN8WYPB3	7415	RN9PYP	3415	RN9PYC	415	RN9YC	.024	
GTV												
1.6L L4, 1570CC												
1968-1967			9804	RN8WYPB3	---	---	---	---	332	RN7YC	.024	
GTV-6												
2.5L V6, 2492CC												
1986-1981			---	---	7322	RN14PYP	3322	RN14PMC3	322	RN11YC4	.028	
MILANO												
2.5L V6, 2492CC												
1989			---	---	7322	RN14PYP	3322	RN14PMC3	322	RN11YC4	.028	
1988			9804	RN8WYPB3	7415	RN9PYP	3415	RN9PYC	415	RN9YC	.028	
1987			---	---	7322	RN14PYP	3322	RN14PMC3	322	RN11YC4	.028	
3.0L V6, 2959CC												
1989-1988			9804	RN8WYPB3	7415	RN9PYP	3415	RN9PYC	415	RN9YC	.028	
SPIDER												
1.8L L4, 1779CC												
1971-1969			9804	RN8WYPB3	---	---	---	---	332	RN7YC	.024	
2.0L L4, 1961CC												
1994			---	---	---	---	---	---	415	RN9YC	.024	
			9804	RN8WYPB3	7415	RN9PYP	3415	RN9PYC	---	---	.024	
1993-1970			9804	RN8WYPB3	7415	RN9PYP	3415	RN9PYC	415	RN9YC	.024	
2.0L L4, 1962CC												
1974-1970			9804	RN8WYPB3	7415	RN9PYP	3415	RN9PYC	415	RN9YC	.024	
SPORT												
2.0L L4, 1961CC												
1979-1978			9804	RN8WYPB3	7415	RN9PYP	3415	RN9PYC	415	RN9YC	.024	
SPRINT												
2.0L L4, 1961CC												
1979-1977			9804	RN8WYPB3	7415	RN9PYP	3415	RN9PYC	415	RN9YC	.024	



Year	Engine VIN	Notes	CHAMPION Iridium		Double Platinum		Platinum Power		Copper Plus		Gap
			Stk #	Plug Type	Stk #	Plug Type	Stk #	Plug Type	Stk #	Plug Type	
ALFA ROMEO (cont)											
TZ 2											
1.6L L4, 1570CC											
1967			9804	RN8WYPB3	---	---	---	---	332	RN7YC	.024
AM GENERAL											
DJ5											
2.2L L4, 134 CID											
1971-1969			---	---	---	---	---	---	871	RJ8C	.036
HUMMER											
5.7L V8, 350 CID											
1996-1995			---	---	7018	RV17PMP4	3018	RV17PMC4	18	RV15YC4	.036
6.2L V8, 379 CID											
1993-1992		DIESEL	---	---	---	---	---	---	191 ¹	CH238	
6.5L V8, 395 CID											
2001-1994		DIESEL	---	---	---	---	---	---	191 ¹	CH238	
AMERICAN MOTORS											
AMBASSADOR											
3.3L L6, 199 CID											
1967			---	---	7405	RN14PMP	3405	RN14PMC	405	RN14YC	.036
3.8L L6, 232 CID											
1970-1967			---	---	7405	RN14PMP	3405	RN14PMC	405	RN14YC	.036
4.2L L6, 258 CID											
1971			---	---	7405	RN14PMP	3405	RN14PMC	405	RN14YC	.036
4.7L V8, 287 CID											
1967			---	---	7405	RN14PMP	3405	RN14PMC	405	RN14YC	.036
4.7L V8, 290 CID											
1969-1967			---	---	7405	RN14PMP	3405	RN14PMC	405	RN14YC	.036
5.0L V8, 304 CID											
1974-1970			---	---	7405	RN14PMP	3405	RN14PMC	405	RN14YC	.036
5.6L V8, 343 CID											
1969-1967			---	---	7405	RN14PMP	3405	RN14PMC	405	RN14YC	.036
5.9L V8, 360 CID											
1974-1970			---	---	7405	RN14PMP	3405	RN14PMC	405	RN14YC	.036
6.4L V8, 390 CID											
1970-1968			---	---	7405	RN14PMP	3405	RN14PMC	405	RN14YC	.036
6.6L V8, 401 CID											
1974-1971			---	---	7405	RN14PMP	3405	RN14PMC	405	RN14YC	.036
AMERICAN											
3.3L L6, 199 CID											
1968-1967			---	---	7405	RN14PMP	3405	RN14PMC	405	RN14YC	.036
3.8L L6, 232 CID											
1968-1967			---	---	7405	RN14PMP	3405	RN14PMC	405	RN14YC	.036
4.7L V8, 290 CID											
1968-1967			---	---	7405	RN14PMP	3405	RN14PMC	405	RN14YC	.036
5.6L V8, 343 CID											
1968-1967			---	---	7405	RN14PMP	3405	RN14PMC	405	RN14YC	.036
AMX											
4.2L L6, 258 CID											
1980-1978			---	---	7405	RN14PMP	3405	RN14PMC	101	RN13LYC	.036
4.7L V8, 290 CID											
1969-1968			---	---	7405	RN14PMP	3405	RN14PMC	405	RN14YC	.036
5.0L V8, 304 CID											
1979-1978			---	---	7405	RN14PMP	3405	RN14PMC	405	RN14YC	.036
1970			---	---	7405	RN14PMP	3405	RN14PMC	405	RN14YC	.036
5.6L V8, 343 CID											
1969-1968		T	---	---	7405	RN14PMP	3405	RN14PMC	405	RN14YC	.036
5.9L V8, 360 CID											
1970			---	---	7405	RN14PMP	3405	RN14PMC	405	RN14YC	.036

¹Electrical overload voids warranty



Year	Engine	Notes	Iridium		Double Platinum		Platinum Power		Copper Plus		Gap
	VIN		Stk #	Plug Type	Stk #	Plug Type	Stk #	Plug Type	Stk #	Plug Type	
AMERICAN MOTORS (cont)											
AMX											
6.4L V8, 390 CID											
1970-1968			---	---	7405	RN14PMP	3405	RN14PMC	405	RN14YC	.036
CONCORD											
2.0L L4, 121 CID											
1979-1978			---	---	7405	RN14PMP	3405	RN14PMC	101	RN13LYC	.036
2.5L L4, 151 CID											
1982-1980			---	---	---	---	3025	RV19PMC	37	RV17YC6	.060
3.8L L6, 232 CID											
1979-1978			---	---	7405	RN14PMP	3405	RN14PMC	101	RN13LYC	.032
4.2L L6, 258 CID											
1983-1981			9034	RC12WEPB5	7034	RC12PEPB5	3034	RC12PEC5	82	RFN14LY	.036
1980-1978			---	---	7405	RN14PMP	3405	RN14PMC	101	RN13LYC	.036
5.0L V8, 304 CID											
1979-1978			---	---	7405	RN14PMP	3405	RN14PMC	405	RN14YC	.036
EAGLE											
2.5L L4, 150 CID											
1984			9034	RC12WEPB5	7034	RC12PEPB5	3034	RC12PEC5	82	RFN14LY	.036
1983			---	---	---	---	3025	RV19PMC	37	RV17YC6	.060
2.5L L4, 151 CID											
1983-1981			---	---	---	---	3025	RV19PMC	37	RV17YC6	.060
4.2L L6, 258 CID											
1988-1981			9034	RC12WEPB5	7034	RC12PEPB5	3034	RC12PEC5	82	RFN14LY	.036
1980			---	---	7405	RN14PMP	3405	RN14PMC	101	RN13LYC	.036
GREMLIN											
2.0L L4, 121 CID											
1978-1977			---	---	7405	RN14PMP	3405	RN14PMC	101	RN13LYC	.036
3.3L L6, 199 CID											
1970			---	---	7405	RN14PMP	3405	RN14PMC	405	RN14YC	.036
3.8L L6, 232 CID											
1978			---	---	7405	RN14PMP	3405	RN14PMC	101	RN13LYC	.032
1977-1970			---	---	7405	RN14PMP	3405	RN14PMC	405	RN14YC	.036
4.2L L6, 258 CID											
1978			---	---	7405	RN14PMP	3405	RN14PMC	101	RN13LYC	.036
1977-1971			---	---	7405	RN14PMP	3405	RN14PMC	405	RN14YC	.036
5.0L V8, 304 CID											
1976-1972			---	---	7405	RN14PMP	3405	RN14PMC	405	RN14YC	.036
HORNET											
3.3L L6, 199 CID											
1970			---	---	7405	RN14PMP	3405	RN14PMC	405	RN14YC	.036
3.8L L6, 232 CID											
1977-1970			---	---	7405	RN14PMP	3405	RN14PMC	405	RN14YC	.036
4.2L L6, 258 CID											
1977-1971			---	---	7405	RN14PMP	3405	RN14PMC	405	RN14YC	.036
5.0L V8, 304 CID											
1977-1970			---	---	7405	RN14PMP	3405	RN14PMC	405	RN14YC	.036
5.9L V8, 360 CID											
1974-1971			---	---	7405	RN14PMP	3405	RN14PMC	405	RN14YC	.036
JAVELIN											
3.8L L6, 232 CID											
1974-1968			---	---	7405	RN14PMP	3405	RN14PMC	405	RN14YC	.036
4.2L L6, 258 CID											
1974-1971			---	---	7405	RN14PMP	3405	RN14PMC	405	RN14YC	.036
4.7L V8, 290 CID											
1969-1968			---	---	7405	RN14PMP	3405	RN14PMC	405	RN14YC	.036
5.0L V8, 304 CID											
1974-1970			---	---	7405	RN14PMP	3405	RN14PMC	405	RN14YC	.036



Year	Engine	Notes	CHAMPION	Iridium	Double Platinum	Platinum Power	Copper Plus	Gap			
	VIN		Stk #	Plug Type	Stk #	Plug Type	Stk #		Plug Type	Stk #	Plug Type
AMERICAN MOTORS (cont)											
JAVELIN											
5.6L V8, 343 CID											
1969-1968			---	---	7405	RN14PMP	3405	RN14PMC	405	RN14YC	.036
5.9L V8, 360 CID											
1974-1970			---	---	7405	RN14PMP	3405	RN14PMC	405	RN14YC	.036
6.4L V8, 390 CID											
1970-1968			---	---	7405	RN14PMP	3405	RN14PMC	405	RN14YC	.036
6.6L V8, 401 CID											
1974-1971			---	---	7405	RN14PMP	3405	RN14PMC	405	RN14YC	.036
MARLIN											
3.3L L6, 199 CID											
1967			---	---	7405	RN14PMP	3405	RN14PMC	405	RN14YC	.036
3.8L L6, 232 CID											
1967			---	---	7405	RN14PMP	3405	RN14PMC	405	RN14YC	.036
4.7L V8, 290 CID											
1967			---	---	7405	RN14PMP	3405	RN14PMC	405	RN14YC	.036
5.6L V8, 343 CID											
1967			---	---	7405	RN14PMP	3405	RN14PMC	405	RN14YC	.036
MATADOR											
3.8L L6, 232 CID											
1974-1971			---	---	7405	RN14PMP	3405	RN14PMC	405	RN14YC	.036
4.2L L6, 258 CID											
1978			---	---	7405	RN14PMP	3405	RN14PMC	101	RN13LYC	.036
1977-1971			---	---	7405	RN14PMP	3405	RN14PMC	405	RN14YC	.036
5.0L V8, 304 CID											
1977-1971			---	---	7405	RN14PMP	3405	RN14PMC	405	RN14YC	.036
5.9L V8, 360 CID											
1978-1971			---	---	7405	RN14PMP	3405	RN14PMC	405	RN14YC	.036
6.6L V8, 401 CID											
1976-1971			---	---	7405	RN14PMP	3405	RN14PMC	405	RN14YC	.036
PACER											
3.8L L6, 232 CID											
1978			---	---	7405	RN14PMP	3405	RN14PMC	101	RN13LYC	.032
1977-1975			---	---	7405	RN14PMP	3405	RN14PMC	405	RN14YC	.036
4.2L L6, 258 CID											
1980-1978			---	---	7405	RN14PMP	3405	RN14PMC	101	RN13LYC	.036
1977-1975			---	---	7405	RN14PMP	3405	RN14PMC	405	RN14YC	.036
5.0L V8, 304 CID											
1979-1978			---	---	7405	RN14PMP	3405	RN14PMC	405	RN14YC	.036
RAMBLER											
3.3L L6, 199 CID											
1969			---	---	7405	RN14PMP	3405	RN14PMC	405	RN14YC	.036
3.8L L6, 232 CID											
1969			---	---	7405	RN14PMP	3405	RN14PMC	405	RN14YC	.036
4.7L V8, 290 CID											
1969			---	---	7405	RN14PMP	3405	RN14PMC	405	RN14YC	.036
5.6L V8, 343 CID											
1969			---	---	7405	RN14PMP	3405	RN14PMC	405	RN14YC	.036
REBEL											
3.3L L6, 199 CID											
1967			---	---	7405	RN14PMP	3405	RN14PMC	405	RN14YC	.036
3.8L L6, 232 CID											
1970-1967			---	---	7405	RN14PMP	3405	RN14PMC	405	RN14YC	.036
4.7L V8, 290 CID											
1968-1967			---	---	7405	RN14PMP	3405	RN14PMC	405	RN14YC	.036
4.8L V8, 290 CID											
1969			---	---	7405	RN14PMP	3405	RN14PMC	405	RN14YC	.036



Year	Engine	Notes	CHAMPION Iridium		Double Platinum		Platinum Power		Copper Plus		Gap
	VIN		Stk #	Plug Type	Stk #	Plug Type	Stk #	Plug Type	Stk #	Plug Type	
AMERICAN MOTORS (cont)											
REBEL											
5.0L V8, 304 CID											
1970			---	---	7405	RN14PMP	3405	RN14PMC	405	RN14YC	.036
5.6L V8, 343 CID											
1969-1967			---	---	7405	RN14PMP	3405	RN14PMC	405	RN14YC	.036
5.9L V8, 360 CID											
1970			---	---	7405	RN14PMP	3405	RN14PMC	405	RN14YC	.036
6.4L V8, 390 CID											
1970-1969			---	---	7405	RN14PMP	3405	RN14PMC	405	RN14YC	.036
SPIRIT											
2.0L L4, 121 CID											
1979			---	---	7405	RN14PMP	3405	RN14PMC	101	RN13LYC	.036
2.5L L4, 151 CID											
1982-1980			---	---	---	---	3025	RV19PMC	37	RV17YC6	.060
3.8L L6, 232 CID											
1979			---	---	7405	RN14PMP	3405	RN14PMC	101	RN13LYC	.032
4.2L L6, 258 CID											
1983-1981			9034	RC12WEPB5	7034	RC12PEPB5	3034	RC12PEC5	82	RFN14LY	.036
1980-1979			---	---	7405	RN14PMP	3405	RN14PMC	101	RN13LYC	.036
5.0L V8, 304 CID											
1979			---	---	7405	RN14PMP	3405	RN14PMC	405	RN14YC	.036
ASTON MARTIN											
DB6											
4.0L L6, 3995CC											
1970-1967			9804	RN8WYPB3	7415	RN9PYP	3415	RN9PYC	415	RN9YC	.024
DB7											
3.2L L6, 3239CC											
1998-1997			9201	RC12WYPB4	7070	RC11PYPB4	3071	RC12PYC	71	RC12YC	.024
6.0L V12, 5935CC											
2004-2002			9204	RS12WYPB4	7963	RS12PYPB5	3401	RS10PYC4	401	RS12YC	.052
2001-2000			9201	RC12WYPB4	7070	RC11PYPB4	3071	RC12PYC	71	RC12YC	.024
DB9											
6.0L V12, 5935CC											
2008-2006			9001	RC10WYPB4	7546	RC10PYPB4	---	---	---	---	.040
2005			9202	RC12WMPB4	7318	RC12PMPB4	3318	RC12PMC4	318	RC12MC4	.040
DBS											
4.0L L6, 3995CC											
1971-1967			9804	RN8WYPB3	7415	RN9PYP	3415	RN9PYC	415	RN9YC	.024
5.3L V8, 5340CC											
1971			---	---	7322	RN14PYP	3322	RN14PMC3	322	RN11YC4	.036
1970		CARB	---	---	7322	RN14PYP	3322	RN14PMC3	322	RN11YC4	.024
6.0L V12, 5935CC											
2008			9001	RC10WYPB4	7546	RC10PYPB4	---	---	---	---	.040
LAGONDA											
5.3L V8, 5340CC											
1989-1977			---	---	7322	RN14PYP	3322	RN14PMC3	322	RN11YC4	.036
V-8											
5.3L V8, 5340CC											
1989-1972			---	---	7322	RN14PYP	3322	RN14PMC3	322	RN11YC4	.036
V12 VANTAGE											
6.0L V12, 5935CC											
2012-2011			9201	RC12WYPB4	7071	RC12PYP	3071	RC12PYC	71	RC12YC	.052
V8 VANTAGE											
4.3L V8, 4282CC											
2008-2006			9806	RC8WMPB4	---	---	---	---	---	---	.038
4.7L V8, 4735CC											
2015-2009			9806	RC8WMPB4	---	---	---	---	---	---	.038



Year	Engine VIN	Notes	Iridium		Double Platinum		Platinum Power		Copper Plus		Gap
			Stk #	Plug Type	Stk #	Plug Type	Stk #	Plug Type	Stk #	Plug Type	
ASTON MARTIN (cont)											
VANQUISH											
6.0L V12, 5935CC											
2006-2002			9808	RS8WYPB5	7304	RS9PYP4	3408	RS10PYC	304	RS9YC	.052
VIRAGE											
5.3L V8, 5340CC											
1994-1990			9201	RC12WYPB4	7070	RC11PYPB4	3071	RC12PYC	71	RC12YC	.024
1989			---	---	7322	RN14PYP	3322	RN14PMC3	322	RN11YC4	.036
ZAGATO											
5.3L V8, 5340CC											
1988-1987			---	---	7322	RN14PYP	3322	RN14PMC3	322	RN11YC4	.036
AUDI											
100											
2.3L L5, 2309CC											
1991-1989			9804	RN8WYPB3	7415	RN9PYP	3415	RN9PYC	415	RN9YC	.032
2.8L V6, 2771CC											
1994			9001	RC10WYPB4	7546	RC10PYPB4	3344	RC9PYC	430	RC9YC4	.040
1993-1992			---	---	7344	RC9PYP	3344	RC9PYC	344	RC9YC	.032
100 QUATTRO											
2.3L L5, 2309CC											
1991-1989			9804	RN8WYPB3	7415	RN9PYP	3415	RN9PYC	415	RN9YC	.032
2.8L V6, 2771CC											
1994			9001	RC10WYPB4	7546	RC10PYPB4	3344	RC9PYC	430	RC9YC4	.040
1993-1992			---	---	7344	RC9PYP	3344	RC9PYC	344	RC9YC	.032
100 SERIES											
1.8L L4, 1760CC											
1971-1970			---	---	7322	RN14PYP	3322	RN14PMC3	302	N11YC	.028
1.9L L4, 1871CC											
1977-1975			---	---	7322	RN14PYP	3322	RN14PMC3	302	N11YC	.032
1.9L L4, 1872CC											
1974-1972			---	---	7322	RN14PYP	3322	RN14PMC3	302	N11YC	.032
200											
2.2L L5, 2226CC											
1991-1989			9804	RN8WYPB3	7415	RN9PYP	3415	RN9PYC	415	RN9YC	.028
200 QUATTRO											
2.2L L5, 2226CC											
1991	3B-E		9001	RC10WYPB4	7546	RC10PYPB4	3344	RC9PYC	344	RC9YC	.028
	MC		9804	RN8WYPB3	7415	RN9PYP	3415	RN9PYC	415	RN9YC	.028
1990-1989			9804	RN8WYPB3	7415	RN9PYP	3415	RN9PYC	415	RN9YC	.028
4000											
1.6L L4, 1588CC											
1983-1982		DIESEL	---	---	---	---	---	---	198¹	CH260	
1980		GAS	---	---	7322	RN14PYP	3322	RN14PMC3	302	N11YC	.028
1.7L L4, 1715CC											
1983-1981			---	---	7322	RN14PYP	3322	RN14PMC3	302	N11YC	.028
1.8L L4, 1780CC											
1987-1984			---	---	7322	RN14PYP	3322	RN14PMC3	302	N11YC	.032
2.2L L5, 2144CC											
1983-1980			9804	RN8WYPB3	7415	RN9PYP	3415	RN9PYC	415	RN9YC	.028
2.2L L5, 2226CC											
1986-1985			9804	RN8WYPB3	7415	RN9PYP	3415	RN9PYC	415	RN9YC	.028
4000 QUATTRO											
2.2L L5, 2226CC											
1987-1984			9804	RN8WYPB3	7415	RN9PYP	3415	RN9PYC	415	RN9YC	.028
5000											
2.0L L5, 1986CC											
1983-1981		DIESEL	---	---	---	---	---	---	198¹	CH260	
1980-1979		DIESEL	---	---	---	---	---	---	160¹	CH60	

¹Electrical overload voids warranty



Year	Engine	Notes	CHAMPION Iridium		Double Platinum		Platinum Power		Copper Plus		Gap
	VIN		Stk #	Plug Type	Stk #	Plug Type	Stk #	Plug Type	Stk #	Plug Type	
AUDI (cont)											
5000											
2.2L L5, 2144CC											
1985	KH	Turbo	9804	RN8WYPB3	7415	RN9PYP	3415	RN9PYC	332	RN7YC	.028
1984	KH	Turbo	9804	RN8WYPB3	7415	RN9PYP	3415	RN9PYC	332	RN7YC	.028
	WU	Nat. Asp.	9804	RN8WYPB3	7415	RN9PYP	3415	RN9PYC	415	RN9YC	.028
1983-1980	WD	Nat. Asp.	9804	RN8WYPB3	7415	RN9PYP	3415	RN9PYC	415	RN9YC	.028
	WE	Nat. Asp.	9804	RN8WYPB3	7415	RN9PYP	3415	RN9PYC	415	RN9YC	.028
	WK	Turbo	9804	RN8WYPB3	7415	RN9PYP	3415	RN9PYC	415	RN9YC	.028
1979-1978	WD		9804	RN8WYPB3	7415	RN9PYP	3415	RN9PYC	415	RN9YC	.028
	WE		9804	RN8WYPB3	7415	RN9PYP	3415	RN9PYC	415	RN9YC	.028
2.2L L5, 2226CC											
1988	MC		9804	RN8WYPB3	7415	RN9PYP	3415	RN9PYC	415	RN9YC	.028
1987-1986	KZ	Nat. Asp.	9804	RN8WYPB3	7415	RN9PYP	3415	RN9PYC	415	RN9YC	.028
	MC	Turbo	9804	RN8WYPB3	7415	RN9PYP	3415	RN9PYC	415	RN9YC	.028
1985	KZ	Nat. Asp.	9804	RN8WYPB3	7415	RN9PYP	3415	RN9PYC	415	RN9YC	.028
2.3L L5, 2309CC											
1988-1987			9804	RN8WYPB3	7415	RN9PYP	3415	RN9PYC	415	RN9YC	.032
5000 QUATTRO											
2.2L L5, 2226CC											
1988-1986			9804	RN8WYPB3	7415	RN9PYP	3415	RN9PYC	415	RN9YC	.028
2.3L L5, 2309CC											
1988-1987			9804	RN8WYPB3	7415	RN9PYP	3415	RN9PYC	415	RN9YC	.032
80											
2.0L L4, 1983CC											
1990-1988			9804	RN8WYPB3	7415	RN9PYP	3415	RN9PYC	415	RN9YC	.032
2.3L L5, 2309CC											
1992-1991			9804	RN8WYPB3	7415	RN9PYP	3415	RN9PYC	415	RN9YC	.032
80 QUATTRO											
2.3L L5, 2309CC											
1992-1988			9804	RN8WYPB3	7415	RN9PYP	3415	RN9PYC	415	RN9YC	.032
90											
2.0L L4, 1983CC											
1988			9804	RN8WYPB3	7415	RN9PYP	3415	RN9PYC	415	RN9YC	.032
2.3L L5, 2309CC											
1991-1990			9804	RN8WYPB3	7415	RN9PYP	3415	RN9PYC	415	RN9YC	.032
1988			9804	RN8WYPB3	7415	RN9PYP	3415	RN9PYC	415	RN9YC	.032
2.8L V6, 2771CC											
1995-1994			9001	RC10WYPB4	7546	RC10PYPB4	3344	RC9PYC	430	RC9YC4	.040
1993			---	---	7344	RC9PYP	3344	RC9PYC	344	RC9YC	.032
90 QUATTRO											
2.3L L5, 2309CC											
1991-1988			9804	RN8WYPB3	7415	RN9PYP	3415	RN9PYC	415	RN9YC	.032
2.8L V6, 2771CC											
1995-1994			9001	RC10WYPB4	7546	RC10PYPB4	3344	RC9PYC	430	RC9YC4	.040
1993			---	---	7344	RC9PYP	3344	RC9PYC	344	RC9YC	.032
A3											
2.0L L4, 1968CC											
2013-2010			9770	RC7WYPB3	---	---	3068	RC7PYCB	444	RC7YC3	.032
2.0L L4, 1984CC											
2013-2006			9770	RC7WYPB3	---	---	3068	RC7PYCB	444	RC7YC3	.032
A3 QUATTRO											
2.0L L4, 1984CC											
2013-2009			9801	RC8WYPB3	---	---	3068	RC7PYCB	444	RC7YC3	.032
3.2L V6, 3189CC											
2009-2008			9701	RA8WHP	---	---	---	---	810	RA8HC	.035
2007-2006			9701	RA8WHP	---	---	---	---	810	RA8HC	.024
A4											
1.8L L4, 1781CC											



Year	Engine VIN	Notes	CHAMPION Iridium		Double Platinum		Platinum Power		Copper Plus		Gap
			Stk #	Plug Type	Stk #	Plug Type	Stk #	Plug Type	Stk #	Plug Type	
AUDI (cont)											
A4 (cont)											
1.8L L4, 1781CC (cont)											
2006-2000			---	---	7344	RC9PYP	3344	RC9PYC	344	RC9YC	.032
1999-1997			---	---	7344	RC9PYP	3344	RC9PYC	344	RC9YC	.032
2.0L L4, 1984CC											
2015-2014			9001	RC10WYPB4	7546	RC10PYPB4	3344	RC9PYC	418	RC9YCN4	.032
2013-2012			9801	RC8WYPB3	7345⁸	RC8PYP4	3344	RC9PYC	418	RC9YCN4	.032
2011-2008			9801	RC8WYPB3	7345⁸	RC8PYP4	3068	RC7PYCB	444	RC7YC3	.032
2007			---	---	---	---	3068	RC7PYCB	---	---	.032
2006-2005			9801	RC8WYPB3	7345⁸	RC8PYP4	---	---	444	RC7YC3	.032
2006-2005			9801	RC8WYPB3	7345⁸	RC8PYP4	3068	RC7PYCB	444	RC7YC3	.032
2.8L V6, 2771CC											
2001-1996			9001	RC10WYPB4	7546	RC10PYPB4	3344	RC9PYC	430	RC9YC4	.040
3.0L V6, 2976CC											
2005-2003			9001	RC10WYPB4	7546	RC10PYPB4	3344	RC9PYC	430	RC9YC4	.040
2002			9001	RC10WYPB4	7546	RC10PYPB4	3344	RC9PYC	430	RC9YC4	.040
3.2L V6, 3123CC											
2008-2006			9770	RC7WYPB3	---	---	3068	RC7PYCB	444	RC7YC3	.040
A4 QUATTRO											
1.8L L4, 1781CC											
2005-2000			---	---	7344	RC9PYP	3344	RC9PYC	344	RC9YC	.032
1999-1997			---	---	7344	RC9PYP	3344	RC9PYC	344	RC9YC	.032
2.0L L4, 1984CC											
2015			---	---	7345⁸	RC8PYP4	3068	RC7PYCB	444	RC7YC3	.032
			9801	RC8WYPB3	---	---	---	---	---	---	.032
2014			---	---	7345⁸	RC8PYP4	3068	RC7PYCB	444	RC7YC3	.032
2013			9801	RC8WYPB3	7345⁸	RC8PYP4	3068	RC7PYCB	444	RC7YC3	.032
2012			---	---	7345⁸	RC8PYP4	3068	RC7PYCB	444	RC7YC3	.032
2011-2005			9801	RC8WYPB3	7345⁸	RC8PYP4	3068	RC7PYCB	444	RC7YC3	.032
2.8L V6, 2771CC											
2001-1996			9001	RC10WYPB4	7546	RC10PYPB4	3344	RC9PYC	430	RC9YC4	.040
3.0L V6, 2976CC											
2005-2002			9001	RC10WYPB4	7546	RC10PYPB4	3344	RC9PYC	430	RC9YC4	.044
3.2L V6, 3123CC											
2009			9805 ³	KC8WYPB4	7548³	KC10PYPB4	---	---	---	---	.044
2008-2005			9801	RC8WYPB3	---	---	3068	RC7PYCB	444	RC7YC3	.036
A5											
2.0L L4, 1984CC											
2013-2010			9770	RC7WYPB3	---	---	3068	RC7PYCB	444	RC7YC3	.032
A5 QUATTRO											
2.0L L4, 1984CC											
2014-2010			9770	RC7WYPB3	---	---	3068	RC7PYCB	444	RC7YC3	.032
3.2L V6, 3123CC											
2010-2008			9805 ³	KC8WYPB4	7548³	KC10PYPB4	---	---	---	---	.044
A6											
2.0L L4, 1984CC											
2014-2012			9770	RC7WYPB3	---	---	3068	RC7PYCB	444	RC7YC3	.040
2.8L V6, 2771CC											
2001-2000			9001	RC10WYPB4	---	---	3344	RC9PYC	354²	RC10DMC	.040
1999-1997			9001	RC10WYPB4	7344	RC9PYP	3344	RC9PYC	354²	RC10DMC	.040
1996-1995			9001	RC10WYPB4	7344	RC9PYP	3344	RC9PYC	430	RC9YC4	.040
3.0L V6, 2976CC											
2004-2002			9001	RC10WYPB4	7344	RC9PYP	3344	RC9PYC	430	RC9YC4	.040
3.2L V6, 3123CC											
2011-2009			9805³	KC8WYPB4	---	---	---	---	---	---	.044
			---	---	7548³	KC10PYPB4	---	---	---	---	.044
2008-2006			9801	RC8WYPB3	---	---	3068	RC7PYCB	444	RC7YC3	.040
A6 QUATTRO											
2.0L L4, 1984CC											

²Multi-Ground Plug; ³Low-Ohm Design; ⁸Standard Center Electrode



Year	Engine	Notes	Iridium		Double Platinum		Platinum Power		Copper Plus		Gap
	VIN		Stk #	Plug Type	Stk #	Plug Type	Stk #	Plug Type	Stk #	Plug Type	
AUDI (cont)											
A6 QUATTRO (cont)											
2.0L L4, 1984CC (cont)											
2014-2013			9801	RC8WYPB3	7345 ⁸	RC8PYP4	---	---	444	RC7YC3	.040
2.7L V6, 2671CC											
2004-2000			---	---	7344	RC9PYP	3344	RC9PYC	344	RC9YC	.032
2.8L V6, 2771CC											
2001-2000			9013	RC10WMB3	---	---	3344	RC9PYC	354 ²	RC10DMC	.040
1999-1995			9013	RC10WMB3	7344	RC9PYP	3344	RC9PYC	354 ²	RC10DMC	.040
3.0L V6, 2976CC											
2004-2002			9001	RC10WYPB4	7344	RC9PYP	3344	RC9PYC	430	RC9YC4	.040
3.0L V6, 2995CC											
2015-2012			9002	RC10WMPB4	7344	RC9PYP	3344	RC9PYC	434	RC9MC4	.032
2011-2009			9806	RC8WMPB4	7545	RC8PYPB4	3068	RC7PYCB	444	RC7YC3	.032
3.2L V6, 3123CC											
2008			9770	RC7WYPB3	---	---	3068	RC7PYCB	344	RC9YC	.040
2007-2005			9770	RC7WYPB3	---	---	3068	RC7PYCB	444	RC7YC3	.040
4.2L V8, 4163CC											
2011-2007			9001	RC10WYPB4	7344	RC9PYP	3344	RC9PYC	344	RC9YC	.036
2006-2005			9013	RC10WMB3	7002	RC10PMPB4	3344	RC9PYC	354 ²	RC10DMC	.032
4.2L V8, 4172CC											
2004-2000			9013	RC10WMB3	7002	RC10PMPB4	3344	RC9PYC	354 ²	RC10DMC	.032
A7 QUATTRO											
3.0L V6, 2995CC											
2015-2012			9013	RC10WMB3	7546	RC10PYPB4	3346	RC10PYC	434	RC9MC4	.032
A8											
3.7L V8, 3697CC											
1999-1997			9204	RS12WYPB4	7963	RS12PYPB5	3401	RS10PYC4	401	RS12YC	.032
A8 QUATTRO											
3.0L V6, 2995CC											
2015-2013			9770	RC7WYPB3	7340	RC7PYPB4	3068	RC7PYCB	444	RC7YC3	.032
4.2L V8, 4163CC											
2012-2007			9001	RC10WYPB4	7344	RC9PYP	3344	RC9PYC	344	RC9YC	.036
4.2L V8, 4172CC											
2006-2000			9001	RC10WYPB4	7344	RC9PYP	3344	RC9PYC	353 ²	RC89TMC	.032
1999-1997			---	---	7304	RS9PYP4	3408	RS10PYC	304	RS9YC	.032
6.0L W12, 5998CC											
2009-2005			9000	RC10ZWYPB4	7000	RC10ZPYPB4	---	---	---	---	.044
ALLROAD											
2.0L L4, 1984CC											
2015-2013			9002	RC10WMPB4	7344	RC9PYP	3344	RC9PYC	434	RC9MC4	.032
ALLROAD QUATTRO											
2.7L V6, 2671CC											
2005-2001			---	---	7344	RC9PYP	3344	RC9PYC	344	RC9YC	.032
4.2L V8, 4172CC											
2005-2003			9201	RC12WYPB4	7070	RC11PYPB4	3071	RC12PYC	71	RC12YC	.032
CABRIOLET											
2.8L V6, 2771CC											
1998-1994			9001	RC10WYPB4	7546	RC10PYPB4	3344	RC9PYC	430	RC9YC4	.040
COUPE											
2.2L L5, 2144CC											
1984-1981			9804	RN8WYPB3	7415	RN9PYP	3415	RN9PYC	415	RN9YC	.028
2.2L L5, 2226CC											
1987-1984			9804	RN8WYPB3	7415	RN9PYP	3415	RN9PYC	415	RN9YC	.028
2.3L L5, 2309CC											
1987			9804	RN8WYPB3	7415	RN9PYP	3415	RN9PYC	415	RN9YC	.032
COUPE QUATTRO											
2.3L L5, 2309CC											
1991-1990			---	---	7344	RC9PYP	3344	RC9PYC	344	RC9YC	.032

²Multi-Ground Plug; ⁸Standard Center Electrode



Year	Engine VIN	Notes	Iridium		Double Platinum		Platinum Power		Copper Plus		Gap
			Stk #	Plug Type	Stk #	Plug Type	Stk #	Plug Type	Stk #	Plug Type	
AUDI (cont)											
FOX											
1.5L L4, 1471CC											
1974-1973			---	---	7322	RN14PYP	3322	RN14PMC3	302	N11YC	.028
1.6L L4, 1588CC											
1979-1975			---	---	7322	RN14PYP	3322	RN14PMC3	302	N11YC	.028
Q5											
2.0L L4, 1984CC											
2015-2011			9801	RC8WYPB3	7344	RC9PYP	3344	RC9PYC	434	RC9MC4	.032
3.0L V6, 2995CC											
2015-2013			9770	RC7WYPB3	7340	RC7PYPB4	3068	RC7PYCB	444	RC7YC3	.032
3.2L V6, 3123CC											
2012-2009			9805 ³	KC8WYPB4	7548³	KC10PYPB4	---	---	---	---	.044
Q7											
3.0L V6, 2995CC											
2015-2012		GAS	9770	RC7WYPB3	7340	RC7PYPB4	3068	RC7PYCB	444	RC7YC3	.032
2011		GAS	9806	RC8WMPB4	7340	RC7PYPB4	3068	RC7PYCB	444	RC7YC3	.032
3.6L V6, 3597CC											
2010-2007			9407	RER8ZWYCB4	---	---	---	---	---	---	.036
4.2L V8, 4163CC											
2010-2007			9002	RC10WMPB4	7546	RC10PYPB4	3344	RC9PYC	434	RC9MC4	.036
QUATTRO											
2.2L L5, 2144CC											
1986-1983			9804	RN8WYPB3	7415	RN9PYP	3415	RN9PYC	415	RN9YC	.028
R8											
4.2L V8, 4163CC											
2015-2014			9806	RC8WMPB4	7340	RC7PYPB4	3068	RC7PYCB	444	RC7YC3	.032
2012-2011			9806	RC8WMPB4	7340	RC7PYPB4	3068	RC7PYCB	444	RC7YC3	.032
2010-2008			9806	RC8WMPB4	7340	RC7PYPB4	3068	RC7PYCB	444	RC7YC3	.036
5.2L V10, 5204CC											
2015-2014			9806	RC8WMPB4	7340	RC7PYPB4	3068	RC7PYCB	444	RC7YC3	.032
2012-2011			9806	RC8WMPB4	7340	RC7PYPB4	3068	RC7PYCB	444	RC7YC3	.032
2010			9806	RC8WMPB4	7340	RC7PYPB4	3068	RC7PYCB	444	RC7YC3	.036
RS4											
4.2L V8, 4172CC											
2008-2007			9806	RC8WMPB4	7340	RC7PYPB4	3068	RC7PYCB	444	RC7YC3	.036
RS5											
4.2L V8, 4163CC											
2015-2013			9806	RC8WMPB4	7340	RC7PYPB4	3068	RC7PYCB	444	RC7YC3	.036
RS6											
4.2L V8, 4172CC											
2004-2003			9806	RC8WMPB4	7340	RC7PYPB4	3068	RC7PYCB	444	RC7YC3	.032
S4											
2.2L L5, 2226CC											
1994-1992			---	---	7344	RC9PYP	3344	RC9PYC	344	RC9YC	.028
2.7L V6, 2671CC											
2002-2000			---	---	7344	RC9PYP	3344	RC9PYC	344	RC9YC	.032
3.0L V6, 2995CC											
2015-2010			9002	RC10WMPB4	7546	RC10PYPB4	3344	RC9PYC	434	RC9MC4	.044
4.2L V8, 4163CC											
2009-2004			9002	RC10WMPB4	7344	RC9PYP	3344	RC9PYC	434	RC9MC4	.032
S5											
3.0L V6, 2995CC											
2015-2010			9002	RC10WMPB4	7546	RC10PYPB4	3344	RC9PYC	434	RC9MC4	.044
4.2L V8, 4163CC											
2012-2008			9002	RC10WMPB4	7344	RC9PYP	3344	RC9PYC	434	RC9MC4	.036
S6											
2.2L L5, 2226CC											

³Low-Ohm Design



Year	Engine	Notes	CHAMPION	Iridium	Double Platinum	Platinum Power	Copper Plus	Gap			
	VIN		Stk #	Plug Type	Stk #	Plug Type	Stk #		Plug Type	Stk #	Plug Type
AUDI (cont)											
S6 (cont)											
2.2L L5, 2226CC (cont)											
1997-1995			---	---	7344	RC9PYP	3344	RC9PYC	344	RC9YC	.028
4.2L V8, 4172CC											
2003-2002			9201	RC12WYPB4	7070	RC11PYPB4	3071	RC12PYC	71	RC12YC	.032
5.2L V10, 5204CC											
2011-2007			9002	RC10WMPB4	7344	RC9PYP	3344	RC9PYC	434	RC9MC4	.032
S8											
4.2L V8, 4172CC											
2003-2001			9201	RC12WYPB4	7070	RC11PYPB4	3071	RC12PYC	71	RC12YC	.032
5.2L V10, 5204CC											
2009-2007			9002	RC10WMPB4	7344	RC9PYP	3344	RC9PYC	434	RC9MC4	.036
SUPER 90											
1.8L L4, 1760CC											
1972-1970			---	---	7322	RN14PYP	3322	RN14PMC3	302	N11YC	.028
TT											
1.8L L4, 1781CC											
2006-2000			---	---	7344	RC9PYP	3344	RC9PYC	344	RC9YC	.032
2.0L L4, 1984CC											
2009-2008			9770	RC7WYPB3	---	---	3068	RC7PYCB	444	RC7YC3	.032
TT QUATTRO											
1.8L L4, 1781CC											
2006-2000			---	---	7344	RC9PYP	3344	RC9PYC	344	RC9YC	.032
2.0L L4, 1984CC											
2015-2009			9806	RC8WMPB4	7340	RC7PYPB4	3068	RC7PYCB	444	RC7YC3	.032
2.5L L5, 2480CC											
2013-2012			9014	RC8ZWYPB	7782	RC8ZPYPB4	---	---	---	---	.032
3.2L V6, 3189CC											
2009-2008			9409	RER8WMB	---	---	---	---	445	RER8MC	.036
2006-2004			9409	RER8WMB	---	---	---	---	445	RER8MC	.036
V8 QUATTRO											
3.6L V8, 3562CC											
1991-1990			---	---	---	---	---	---	304	RS9YC	.032
4.2L V8, 4172CC											
1994-1992			---	---	7304	RS9PYP4	3408	RS10PYC	304	RS9YC	.032
AUSTIN											
AMERICA											
1.3L L4, 1275CC											
1972-1968			9804	RN8WYPB3	7415	RN9PYP	3415	RN9PYC	415	RN9YC	.024
MARINA											
1.8L L4, 1798CC											
1975-1973			9804	RN8WYPB3	7415	RN9PYP	3415	RN9PYC	415	RN9YC	.024
MINI COOPER											
1.3L L4, 1275CC											
1969-1967			9804	RN8WYPB3	7415	RN9PYP	3415	RN9PYC	415	RN9YC	.024
AUSTIN HEALEY											
3000											
2.9L L6, 2912CC											
1967			---	---	7405	RN14PMP	3405	RN14PMC	404	RN12YC	.028
SPRITE											
1.3L L4, 1275CC											
1970-1967			9804	RN8WYPB3	7415	RN9PYP	3415	RN9PYC	415	RN9YC	.028



Year	Engine VIN	Notes	Iridium		Double Platinum		Platinum Power		Copper Plus		Gap
			Stk #	Plug Type	Stk #	Plug Type	Stk #	Plug Type	Stk #	Plug Type	
AVANTI											
AVANTI											
4.6L V8, 281 CID											
2007		Early Design 16mm threads above seat	---	---	7989 ⁴	---	---	---	---	---	.044
		Late Design 12mm threads below seat	9406	RET8ZWMPB4	---	---	---	---	---	---	.044
2006-2005			---	---	7989 ⁴	---	---	---	---	---	.044
II											
5.0L V8, 305 CID											
1985-1981			---	---	---	---	3025	RV19PMC	25	RV17YC	.044
5.3L V8, 327 CID											
1969-1968			---	---	---	---	---	---	14	RJ12YC	.036
5.7L V8, 350 CID											
1980-1977			---	---	---	---	3025	RV19PMC	25	RV17YC	.044
1972-1971			---	---	---	---	3025	RV19PMC	25	RV17YC	.036
1970-1969			---	---	---	---	---	---	14	RJ12YC	.036
6.6L V8, 400 CID											
1976-1975			---	---	---	---	3025	RV19PMC	25	RV17YC	.044
1974-1973			---	---	---	---	3025	RV19PMC	25	RV17YC	.036
BENTLEY											
ARNAGE											
6.7L V8, 6748CC											
2005-2004			9201	RC12WYPB4	7070	RC11PYPB4	3071	RC12PYC	71	RC12YC	.032
2003-2000			9201	RC12WYPB4	7070	RC11PYPB4	3071	RC12PYC	71	RC12YC	.040
6.8L V8, 6748CC											
2009-2006			9201	RC12WYPB4	7071	RC12PYP	3071	RC12PYC	71	RC12YC	.032
AZURE											
6.7L V8, 6748CC											
2003-1999			9201	RC12WYPB4	7070	RC11PYPB4	3071	RC12PYC	71	RC12YC	.040
1998-1996			9201	RC12WYPB4	7070	RC11PYPB4	3071	RC12PYC	431	RC14YC	.040
6.8L V8, 6748CC											
2010-2007			9201	RC12WYPB4	7071	RC12PYP	3071	RC12PYC	71	RC12YC	.032
BROOKLANDS											
6.7L V8, 6748CC											
1998-1993			9201	RC12WYPB4	7070	RC11PYPB4	3071	RC12PYC	431	RC14YC	.040
CONTINENTAL											
6.0L W12, 5998CC											
2015-2004			9013	RC10WMB3	7546	RC10PYPB4	3346	RC10PYC	346	RC10YC4	.032
6.7L V8, 6748CC											
2003-1999			9201	RC12WYPB4	7070	RC11PYPB4	3071	RC12PYC	71	RC12YC	.040
1998			9201	RC12WYPB4	7070	RC11PYPB4	3071	RC12PYC	431	RC14YC	.040
1996-1994			9201	RC12WYPB4	7070	RC11PYPB4	3071	RC12PYC	431	RC14YC	.040
1993-1988			---	---	7405	RN14PMP	3405	RN14PMC	405	RN14YC	.040
1987			---	---	7415	RN9PYP	3415	RN9PYC	415	RN9YC	.040
1986			---	---	7405	RN14PMP	3405	RN14PMC	405	RN14YC	.040
1985			---	---	7415	RN9PYP	3415	RN9PYC	415	RN9YC	.040
6.8L V8, 6750CC											
1997			9201	RC12WYPB4	7070	RC11PYPB4	3071	RC12PYC	431	RC14YC	.040
CORNICHE											
6.7L V8, 6748CC											
1984			---	---	7405	RN14PMP	3405	RN14PMC	405	RN14YC	.035
6.8L V8, 6750CC											
1983-1982			---	---	7405	RN14PMP	3405	RN14PMC	405	RN14YC	.035
1980-1975			---	---	7405	RN14PMP	3405	RN14PMC	405	RN14YC	.035
1974-1971			---	---	7405	RN14PMP	3405	RN14PMC	405	RN14YC	.024
EIGHT											
6.7L V8, 6748CC											
1991-1987			---	---	7405	RN14PMP	3405	RN14PMC	405	RN14YC	.040

⁴Enhanced over OE Design; One piece shell; Uses standard 5/8" hex plug socket



Year	Engine	Notes	CHAMPION Iridium		Double Platinum		Platinum Power		Copper Plus		Gap
	VIN		Stk #	Plug Type	Stk #	Plug Type	Stk #	Plug Type	Stk #	Plug Type	
BENTLEY (cont)											
EIGHT											
6.8L V8, 6750CC											
1986			---	---	7405	RN14PMP	3405	RN14PMC	405	RN14YC	.035
1984			---	---	7405	RN14PMP	3405	RN14PMC	405	RN14YC	.035
MULSANNE											
6.7L V8, 6748CC											
1992-1988			---	---	7405	RN14PMP	3405	RN14PMC	405	RN14YC	.040
1986-1984			---	---	7405	RN14PMP	3405	RN14PMC	405	RN14YC	.040
6.8L V8, 6748CC											
2015-2011			9201	RC12WYPB4	7071	RC12PYP	3071	RC12PYC	71	RC12YC	.032
6.8L V8, 6750CC											
1987			---	---	7405	RN14PMP	3405	RN14PMC	405	RN14YC	.024
1983-1981			---	---	7405	RN14PMP	3405	RN14PMC	405	RN14YC	.035
T1 SERIES											
6.2L V8, 6230CC											
1970-1968			---	---	7405	RN14PMP	3405	RN14PMC	405	RN14YC	.024
6.8L V8, 6750CC											
1976-1975			---	---	7405	RN14PMP	3405	RN14PMC	405	RN14YC	.035
T2 SERIES											
6.8L V8, 6750CC											
1980-1977			---	---	7405	RN14PMP	3405	RN14PMC	405	RN14YC	.035
TURBO R											
6.7L V8, 6748CC											
1998-1994			9201	RC12WYPB4	7070	RC11PYPB4	3071	RC12PYC	431	RC14YC	.040
1993-1989			---	---	7405	RN14PMP	3405	RN14PMC	405	RN14YC	.040
6.8L V8, 6750CC											
1988			---	---	7405	RN14PMP	3405	RN14PMC	405	RN14YC	.035
BERTONE											
X-1/9											
1.5L L4, 1498CC											
1989-1984			9804	RN8WYPB3	7415	RN9PYP	3415	RN9PYC	415	RN9YC	.024
2.0L L4, 1995CC											
1985-1984			9804	RN8WYPB3	7415	RN9PYP	3415	RN9PYC	415	RN9YC	.024
BMW											
1 SERIES M											
3.0L L6, 2979CC											
2011			---	---	---	---	---	---	991	REA8MCX	.28
128I											
3.0L L6, 2996CC											
2013-2008			9775	REC10WMPB4	7975	REC10PYPB4	---	---	975	REC10YC4	.044
135I											
3.0L L6, 2979CC											
2013-2008			---	---	---	---	---	---	991	REA8MCX	.028
1600											
1.6L L4, 1573CC											
1971-1967			---	---	7415	RN9PYP	3415	RN9PYC	302	N11YC	.024
1600-2											
1.6L L4, 1573CC											
1971-1967			---	---	7415	RN9PYP	3415	RN9PYC	302	N11YC	.024
1600TI											
1.6L L4, 1573CC											
1968-1967			---	---	7415	RN9PYP	3415	RN9PYC	302	N11YC	.024
1602											
1.6L L4, 1573CC											
1971-1967			---	---	7415	RN9PYP	3415	RN9PYC	302	N11YC	.024

**AUTOMOBILES, VANS, TRUCKS**VOITURES, FOURGONNETTES ET CAMIONS
AUTOMÓVILES, FURGONETAS, CAMIONES

Year	Engine	Notes	Iridium		Double Platinum		Platinum Power		Copper Plus		Gap
	VIN		Stk #	Plug Type	Stk #	Plug Type	Stk #	Plug Type	Stk #	Plug Type	
BMW (cont)											
1800											
1.8L L4, 1766CC											
1971-1968			9804	RN8WYPB3	7415	RN9PYP	3415	RN9PYC	300	N9YC	.024
1.8L L4, 1773CC											
1967			9804	RN8WYPB3	7415	RN9PYP	3415	RN9PYC	300	N9YC	.024
1800TI											
1.8L L4, 1773CC											
1967			9804	RN8WYPB3	7415	RN9PYP	3415	RN9PYC	300	N9YC	.024
1802											
1.8L L4, 1766CC											
1971			9804	RN8WYPB3	7415	RN9PYP	3415	RN9PYC	300	N9YC	.024
2.8 BAVARIA											
2.8L L6, 2788CC											
1971			---	---	7322	RN14PYP	3322	RN14PMC3	302	N11YC	.024
2000											
2.0L L4, 1990CC											
1972-1967			9804	RN8WYPB3	7415	RN9PYP	3415	RN9PYC	300	N9YC	.024
2000C											
2.0L L4, 1990CC											
1970-1967			9804	RN8WYPB3	7415	RN9PYP	3415	RN9PYC	300	N9YC	.024
2000CS											
2.0L L4, 1990CC											
1970-1967			9804	RN8WYPB3	7415	RN9PYP	3415	RN9PYC	300	N9YC	.024
2000TI											
2.0L L4, 1990CC											
1971-1967			9804	RN8WYPB3	7415	RN9PYP	3415	RN9PYC	300	N9YC	.024
2000TII											
2.0L L4, 1990CC											
1972-1970			9804	RN8WYPB3	7415	RN9PYP	3415	RN9PYC	300	N9YC	.024
1969			9804	RN8WYPB3	7415	RN9PYP	3415	RN9PYC	302	N11YC	.024
1968			9804	RN8WYPB3	7415	RN9PYP	3415	RN9PYC	300	N9YC	.024
2002											
2.0L L4, 1990CC											
1976-1967			9804	RN8WYPB3	7415	RN9PYP	3415	RN9PYC	300	N9YC	.024
2002TI											
2.0L L4, 1990CC											
1971-1968			9804	RN8WYPB3	7415	RN9PYP	3415	RN9PYC	300	N9YC	.024
2002TII											
2.0L L4, 1990CC											
1974-1971			9804	RN8WYPB3	7415	RN9PYP	3415	RN9PYC	300	N9YC	.024
2500											
2.5L L6, 2495CC											
1971-1968			---	---	7322	RN14PYP	3322	RN14PMC3	38	N12YC	.024
2800											
2.8L L6, 2788CC											
1974-1968	M30B28		---	---	7322	RN14PYP	3322	RN14PMC3	38	N12YC	.024
2800CS											
2.8L L6, 2788CC											
1971-1968	M30B28		---	---	7322	RN14PYP	3322	RN14PMC3	38	N12YC	.024
3.0CS											
3.0L L6, 2985CC											
1974-1971	M30B30		---	---	7322	RN14PYP	3322	RN14PMC3	38	N12YC	.024
3.0CSI											
3.0L L6, 2985CC											
1974-1971	M30B30		---	---	7322	RN14PYP	3322	RN14PMC3	38	N12YC	.024



Year	Engine	Notes	CHAMPION Iridium		Double Platinum		Platinum Power		Copper Plus		Gap
	VIN		Stk #	Plug Type	Stk #	Plug Type	Stk #	Plug Type	Stk #	Plug Type	
BMW (cont)											
3.0CSL											
3.0L L6, 2985CC											
1971	M30B30		---	---	7322	RN14PYP	3322	RN14PMC3	38	N12YC	.024
3.0S											
3.0L L6, 2985CC											
1974-1971	M30B30		---	---	7322	RN14PYP	3322	RN14PMC3	38	N12YC	.024
3.0SI											
3.0L L6, 2985CC											
1976-1975			---	---	7322	RN14PYP	3322	RN14PMC3	38	N12YC	.024
1971			---	---	7322	RN14PYP	3322	RN14PMC3	38	N12YC	.024
318I											
1.8L L4, 1766CC											
1985-1984			---	---	7322	RN14PYP	3322	RN14PMC3	405	RN14YC	.036
1.8L L4, 1796CC											
1995-1991			9013	RC10WMB3	7344	RC9PYP	3344	RC9PYC	354 ²	RC10DMC	.032
1.9L L4, 1895CC											
1998-1996			9013	RC10WMB3	7344	RC9PYP	3344	RC9PYC	354 ²	RC10DMC	.032
318IS											
1.8L L4, 1796CC											
1995-1991			9013	RC10WMB3	7344	RC9PYP	3344	RC9PYC	354 ²	RC10DMC	.032
1.9L L4, 1895CC											
1997-1996			9013	RC10WMB3	7344	RC9PYP	3344	RC9PYC	354 ²	RC10DMC	.032
318TI											
1.8L L4, 1796CC											
1995			9013	RC10WMB3	7415	RN9PYP	3344	RC9PYC	354 ²	RC10DMC	.032
1.9L L4, 1895CC											
1999-1996			9013	RC10WMB3	7415	RN9PYP	3344	RC9PYC	354 ²	RC10DMC	.032
320I											
1.8L L4, 1766CC											
1983-1980			---	---	7322	RN14PYP	3322	RN14PMC3	405	RN14YC	.024
2.0L L4, 1990CC											
1979-1977			---	---	7322	RN14PYP	3322	RN14PMC3	405	RN14YC	.024
2.0L L4, 1997CC											
2015-2012			---	---	---	---	---	---	990	REA6MC	.032
2.0L L6, 1990CC											
1995-1992			9013	RC10WMB3	7344	RC9PYP	3344	RC9PYC	354 ²	RC10DMC	.032
2.2L L6, 2171CC											
2005-2001			9013	RC10WMB3	7344	RC9PYP	3344	RC9PYC	354 ²	RC10DMC	.032
320I XDRIVE											
2.0L L4, 1997CC											
2015-2013			---	---	---	---	---	---	990	REA6MC	.032
323CI											
2.5L L6, 2494CC											
2000			9013	RC10WMB3	7002	RC10PMPB4	3344	RC9PYC	354 ²	RC10DMC	.032
323I											
2.5L L6, 2494CC											
2000-1998			9013	RC10WMB3	7002	RC10PMPB4	3344	RC9PYC	354 ²	RC10DMC	.032
2.5L L6, 2497CC											
2011-2008			9044	REC8WMPB4	7975	REC10PYPB4	---	---	975	REC10YC4	.044
2007-2006			9044	REC8WMPB4	7975	REC10PYPB4	---	---	975	REC10YC4	.044
323IS											
2.5L L6, 2494CC											
1999			9013	RC10WMB3	7344	RC9PYP	---	---	354 ²	RC10DMC	.032
			---	---	---	---	3344	RC9PYC	---	---	.036
1998			---	---	7344	RC9PYP	3344	RC9PYC	354 ²	RC10DMC	.032
			9013	RC10WMB3	---	---	---	---	---	---	.032

²Multi-Ground Plug



Year	Engine VIN	Notes	CHAMPION Iridium		Double Platinum		Platinum Power		Copper Plus		Gap
			Stk #	Plug Type	Stk #	Plug Type	Stk #	Plug Type	Stk #	Plug Type	
BMW (cont)											
325											
2.7L L6, 2693CC											
1988-1986			---	---	7322	RN14PYP	3322	RN14PMC3	405	RN14YC	.028
325CI											
2.5L L6, 2494CC											
2006-2001			9013	RC10WMB3	7002	RC10PMPB4	3344	RC9PYC	354 ²	RC10DMC	.032
325E											
2.7L L6, 2693CC											
1987-1984			---	---	7322	RN14PYP	3322	RN14PMC3	405	RN14YC	.028
325ES											
2.7L L6, 2693CC											
1987-1986			---	---	7322	RN14PYP	3322	RN14PMC3	405	RN14YC	.028
325I											
2.5L L6, 2494CC											
2005-2001			9013	RC10WMB3	7002	RC10PMPB4	3344	RC9PYC	354 ²	RC10DMC	.032
1995-1994			9013	RC10WMB3	7344	RC9PYP	3344	RC9PYC	354 ²	RC10DMC	.032
1993	M20		---	---	---	---	---	---	404	RN12YC	.028
	M50TU		9013	RC10WMB3	7344	RC9PYP	3344	RC9PYC	354 ²	RC10DMC	.032
1992	M20		---	---	---	---	---	---	404	RN12YC	.028
	M50		9013	RC10WMB3	7344	RC9PYP	3344	RC9PYC	354 ²	RC10DMC	.032
1991-1987			---	---	7322	RN14PYP	3322	RN14PMC3	404	RN12YC	.028
3.0L L6, 2996CC											
2006			9044	REC8WMPB4	7975	REC10PYPB4	---	---	975	REC10YC4	.044
325IS											
2.5L L6, 2494CC											
1995-1992			9013	RC10WMB3	7344	RC9PYP	3344	RC9PYC	354 ²	RC10DMC	.032
1991-1987			---	---	7322	RN14PYP	3322	RN14PMC3	404	RN12YC	.028
325IX											
2.5L L6, 2494CC											
1991-1988			---	---	7322	RN14PYP	3322	RN14PMC3	404	RN12YC	.028
325XI											
2.5L L6, 2494CC											
2005-2001			9013	RC10WMB3	7344	RC9PYP	3344	RC9PYC	354 ²	RC10DMC	.032
3.0L L6, 2996CC											
2006			9044	REC8WMPB4	7975	REC10PYPB4	---	---	975	REC10YC4	.044
328CI											
2.8L L6, 2793CC											
2000			9013	RC10WMB3	7002	RC10PMPB4	3344	RC9PYC	354 ²	RC10DMC	.032
328I											
2.0L L4, 1997CC											
2015-2012			---	---	---	---	---	---	990	REA6MC	.032
2.8L L6, 2793CC											
2000-1996			9013	RC10WMB3	7002	RC10PMPB4	3346	RC10PYC	354 ²	RC10DMC	.032
3.0L L6, 2996CC											
2013-2007			9044	REC8WMPB4	7975	REC10PYPB4	---	---	975	REC10YC4	.044
328I GT XDRIVE											
2.0L L4, 1997CC											
2015-2014			---	---	---	---	---	---	990	REA6MC	.032
328I XDRIVE											
2.0L L4, 1997CC											
2015-2013			---	---	---	---	---	---	990	REA6MC	.032
3.0L L6, 2996CC											
2013-2009			9775	REC10WMPB4	7975	REC10PYPB4	---	---	975	REC10YC4	.044
328IS											
2.8L L6, 2793CC											
1999-1998			9013	RC10WMB3	7344	RC9PYP	3344	RC9PYC	354 ²	RC10DMC	.032
1997-1996			9013	RC10WMB3	7344	RC9PYP	3344	RC9PYC	354 ²	RC10DMC	.032

²Multi-Ground Plug



Year	Engine	Notes	CHAMPION Iridium		Double Platinum		Platinum Power		Copper Plus		Gap
	VIN		Stk #	Plug Type	Stk #	Plug Type	Stk #	Plug Type	Stk #	Plug Type	
BMW (cont)											
328XI											
3.0L L6, 2996CC											
2008			9044	REC8WMPB4	7975	REC10PYPB4	---	---	975	REC10YC4	.044
2007			9044	REC8WMPB4	7975	REC10PYPB4	---	---	975	REC10YC4	.044
330CI											
3.0L L6, 2979CC											
2006-2001			9013	RC10WMB3	7344	RC9PYP	3344	RC9PYC	354 ²	RC10DMC	.032
330I											
3.0L L6, 2979CC											
2005-2001			9013	RC10WMB3	7344	RC9PYP	3344	RC9PYC	354 ²	RC10DMC	.032
3.0L L6, 2996CC											
2006			9001	RC10WYPB4	7546	RC10PYPB4	3344	RC9PYC	344	RC9YC	.044
330XI											
3.0L L6, 2979CC											
2005-2001			9013	RC10WMB3	7344	RC9PYP	3344	RC9PYC	354 ²	RC10DMC	.032
3.0L L6, 2996CC											
2006			9044	REC8WMPB4	7975	REC10PYPB4	---	---	975	REC10YC4	.044
335I											
3.0L L6, 2979CC											
2015-2011			---	---	---	---	---	---	991	REA8MCX	.028
2010-2007			---	---	---	---	---	---	991	REA8MCX	.028
335I GT XDRIVE											
3.0L L6, 2979CC											
2015-2014			---	---	---	---	---	---	991	REA8MCX	.028
335I XDRIVE											
3.0L L6, 2979CC											
2015-2011			---	---	---	---	---	---	991	REA8MCX	.028
2010-2009			---	---	---	---	---	---	991	REA8MCX	.028
335IS											
3.0L L6, 2979CC											
2013-2011			---	---	---	---	---	---	991	REA8MCX	.028
335XI											
3.0L L6, 2979CC											
2008-2007			---	---	---	---	---	---	991	REA8MCX	.028
428I											
2.0L L4, 1997CC											
2015-2014			---	---	---	---	---	---	990	REA6MC	.032
428I GRAN COUPE											
2.0L L4, 1997CC											
2015			---	---	---	---	---	---	990	REA6MC	.032
428I XDRIVE											
2.0L L4, 1997CC											
2015-2014			---	---	---	---	---	---	990	REA6MC	.032
428I XDRIVE GRAN COUPE											
2.0L L4, 1997CC											
2015			---	---	---	---	---	---	990	REA6MC	.032
435I											
3.0L L6, 2979CC											
2015-2014			---	---	---	---	---	---	991	REA8MCX	.028
435I XDRIVE											
3.0L L6, 2979CC											
2015-2014			---	---	---	---	---	---	991	REA8MCX	.028
525I											
2.5L L6, 2494CC											
2005-2001			9013	RC10WMB3	7002	RC10PMPB4	3344	RC9PYC	354 ²	RC10DMC	.032
1995-1991			9013	RC10WMB3	7002	RC10PMPB4	3344	RC9PYC	354 ²	RC10DMC	.032

²Multi-Ground Plug



Year	Engine VIN	Notes	Iridium		Double Platinum		Platinum Power		Copper Plus		Gap
			Stk #	Plug Type	Stk #	Plug Type	Stk #	Plug Type	Stk #	Plug Type	
BMW (cont)											
525I (cont)											
2.5L L6, 2494CC (cont)											
1990-1989			---	---	7322	RN14PYP	3322	RN14PMC3	404	RN12YC	.028
3.0L L6, 2996CC											
2007-2006			9044	REC8WMPB4	7975	REC10PYPB4	---	---	975	REC10YC4	.044
525IT											
2.5L L6, 2494CC											
1993			9013	RC10WMB3	7344	RC9PYP	3344	RC9PYC	354²	RC10DMC	.032
525XI											
3.0L L6, 2996CC											
2007-2006			9775	REC10WMPB4	7975	REC10PYPB4	---	---	975	REC10YC4	.044
528E											
2.7L L6, 2693CC											
1988			---	---	7322	RN14PYP	3322	RN14PMC3	404	RN12YC	.028
1987-1982			---	---	7322	RN14PYP	3322	RN14PMC3	405	RN14YC	.028
528I											
2.0L L4, 1997CC											
2015-2012			---	---	---	---	---	---	990	REA6MC	.032
2.8L L6, 2788CC											
1981-1979			---	---	7322	RN14PYP	3322	RN14PMC3	405	RN14YC	.028
2.8L L6, 2793CC											
2000-1997			9013	RC10WMB3	7002	RC10PMPB4	3344	RC9PYC	354 ²	RC10DMC	.032
3.0L L6, 2996CC											
2011-2008			9775	REC10WMPB4	7975	REC10PYPB4	---	---	975	REC10YC4	.044
528I XDRIVE											
2.0L L4, 1997CC											
2015-2012			---	---	---	---	---	---	990	REA6MC	.032
3.0L L6, 2996CC											
2010-2009			9044	REC8WMPB4	7975	REC10PYPB4	---	---	975	REC10YC4	.044
528XI											
3.0L L6, 2996CC											
2008	N52B30A		9044	REC8WMPB4	---	---	---	---	---	---	.044
			---	---	7975	REC10PYPB4	---	---	975	REC10YC4	.044
530I											
3.0L L6, 2979CC											
2005-2001			9013	RC10WMB3	7344	RC9PYP	3344	RC9PYC	354 ²	RC10DMC	.032
3.0L L6, 2985CC											
1978-1975			---	---	7322	RN14PYP	3322	RN14PMC3	38	N12YC	.024
3.0L L6, 2996CC											
2007-2006			9044	REC8WMPB4	7975	REC10PYPB4	---	---	975	REC10YC4	.044
3.0L V8, 2997CC											
1995-1994			9001	RC10WYPB4	7344	RC9PYP	3344	RC9PYC	354²	RC10DMC	.032
530XI											
3.0L L6, 2996CC											
2007-2006			9775	REC10WMPB4	7975	REC10PYPB4	---	---	975	REC10YC4	.044
533I											
3.2L L6, 3210CC											
1984-1983			---	---	7322	RN14PYP	3322	RN14PMC3	404	RN12YC	.028
535D											
3.0L L6, 2993CC											
2015-2014			---	---	---	---	---	---	991	REA8MCX	.028
535I											
3.0L L6, 2979CC											
2015-2008			---	---	---	---	---	---	991	REA8MCX	.028
3.5L L6, 3430CC											
1993-1989			---	---	7322	RN14PYP	3322	RN14PMC3	404	RN12YC	.028
1988-1985			---	---	7322	RN14PYP	3322	RN14PMC3	405	RN14YC	.028

²Multi-Ground Plug



Year	Engine	Notes	CHAMPION Iridium		Double Platinum		Platinum Power		Copper Plus		Gap
	VIN		Stk #	Plug Type	Stk #	Plug Type	Stk #	Plug Type	Stk #	Plug Type	
BMW (cont)											
535I GT											
3.0L L6, 2979CC											
2015-2010			---	---	---	---	---	---	991	REA8MCX	.028
535I GT XDRIVE											
3.0L L6, 2979CC											
2015-2011			---	---	---	---	---	---	991	REA8MCX	.028
535I XDRIVE											
3.0L L6, 2979CC											
2015-2009			---	---	---	---	---	---	991	REA8MCX	.028
535IS											
3.5L L6, 3430CC											
1988			---	---	7322	RN14PYP	3405	RN14PMC	405	RN14YC	.028
535XI											
3.0L L6, 2979CC											
2008			---	---	---	---	---	---	991	REA8MCX	.028
540I											
4.0L V8, 3982CC											
1995-1994			9202	RC12WMPB4	7318	RC12PMPB4	3318	RC12PMC4	354 ²	RC10DMC	.036
4.4L V8, 4398CC											
2003-1998			9013	RC10WMB3	7002	RC10PMPB4	3344	RC9PYC	354 ²	RC10DMC	.032
1997			9013	RC10WMB3	7002	RC10PMPB4	3344	RC9PYC	354 ²	RC10DMC	.032
545I											
4.4L V8, 4398CC											
2005-2004			9202	RC12WMPB4	7318	RC12PMPB4	3318	RC12PMC4	318	RC12MC4	.040
550I											
4.4L V8, 4395CC											
2015-2011			---	---	---	---	---	---	991	REA8MCX	.028
4.8L V8, 4837CC											
2010-2006			9002	RC10WMPB4	7002	RC10PMPB4	---	---	434	RC9MC4	.044
550I GT											
4.4L V8, 4395CC											
2015-2010			---	---	---	---	---	---	991	REA8MCX	.028
550I GT XDRIVE											
4.4L V8, 4395CC											
2015-2010			---	---	---	---	---	---	991	REA8MCX	.028
550I XDRIVE											
4.4L V8, 4395CC											
2015-2011			---	---	---	---	---	---	991	REA8MCX	.028
630CSI											
3.0L L6, 2985CC											
1977			---	---	7322	RN14PYP	3322	RN14PMC3	302	N11YC	.024
633CSI											
3.2L L6, 3210CC											
1984-1983			9804	RN8WYPB3	7415	RN9PYP	3415	RN9PYC	415	RN9YC	.028
1982			9804	RN8WYPB3	7415	RN9PYP	3415	RN9PYC	415	RN9YC	.024
1981-1978			---	---	7322	RN14PYP	3322	RN14PMC3	302	N11YC	.024
635CSI											
3.5L L6, 3430CC											
1989-1985			9804	RN8WYPB3	7415	RN9PYP	3415	RN9PYC	415	RN9YC	.028
640I											
3.0L L6, 2979CC											
2015-2012			---	---	---	---	---	---	991	REA8MCX	.028
640I GRAN COUPE											
3.0L L6, 2979CC											
2015-2013			---	---	---	---	---	---	991	REA8MCX	.028

²Multi-Ground Plug



Year	Engine VIN	Notes	Iridium		Double Platinum		Platinum Power		Copper Plus		Gap
			Stk #	Plug Type	Stk #	Plug Type	Stk #	Plug Type	Stk #	Plug Type	
BMW (cont)											
640I XDRIVE											
3.0L L6, 2979CC											
2015-2014			---	---	---	---	---	---	991	REA8MCX	.028
640I XDRIVE GRAN COUPE											
3.0L L6, 2979CC											
2015-2014			---	---	---	---	---	---	991	REA8MCX	.028
645CI											
4.4L V8, 4398CC											
2005-2004			9202	RC12WMPB4	7318	RC12PMPB4	3318	RC12PMC4	318	RC12MC4	.040
650I											
4.4L V8, 4395CC											
2015-2012			---	---	---	---	---	---	991	REA8MCX	.028
4.8L V8, 4837CC											
2010-2006			9002	RC10WMPB4	7002	RC10PMPB4	3344	RC9PYC	434	RC9MC4	.044
650I GRAN COUPE											
4.4L V8, 4395CC											
2015-2013			---	---	---	---	---	---	991	REA8MCX	.028
650I XDRIVE											
4.4L V8, 4395CC											
2015-2012			---	---	---	---	---	---	991	REA8MCX	.028
650I XDRIVE GRAN COUPE											
4.4L V8, 4395CC											
2015-2013			---	---	---	---	---	---	991	REA8MCX	.028
733I											
3.2L L6, 3210CC											
1984-1978			9804	RN8WYPB3	7415	RN9PYP	3415	RN9PYC	415	RN9YC	.028
735I											
3.5L L6, 3430CC											
1992-1985			9804	RN8WYPB3	7415	RN9PYP	3415	RN9PYC	415	RN9YC	.028
735IL											
3.5L L6, 3430CC											
1992-1988			9804	RN8WYPB3	7415	RN9PYP	3415	RN9PYC	415	RN9YC	.028
740I											
3.0L L6, 2979CC											
2015-2013			---	---	---	---	---	---	991	REA8MCX	.028
2012-2011			---	---	---	---	---	---	991	REA8MCX	.028
4.0L V8, 3982CC											
1995-1993			9013	RC10WMB3	7002	RC10PMPB4	3344	RC9PYC	354²	RC10DMC	.032
4.4L V8, 4398CC											
2001-1998			9013	RC10WMB3	7002	RC10PMPB4	3344	RC9PYC	354²	RC10DMC	.032
1997			9013	RC10WMB3	7002	RC10PMPB4	3344	RC9PYC	354²	RC10DMC	.032
740IL											
4.0L V8, 3982CC											
1995-1993			9013	RC10WMB3	7002	RC10PMPB4	3344	RC9PYC	354²	RC10DMC	.032
4.4L V8, 4398CC											
2001-1998			9013	RC10WMB3	7002	RC10PMPB4	3344	RC9PYC	354²	RC10DMC	.032
1997-1996			9013	RC10WMB3	7002	RC10PMPB4	3344	RC9PYC	354²	RC10DMC	.032
740LI											
3.0L L6, 2979CC											
2015-2013			---	---	---	---	---	---	991	REA8MCX	.028
2012-2011			---	---	---	---	---	---	991	REA8MCX	.028
740LI XDRIVE											
3.0L L6, 2979CC											
2015-2013			---	---	---	---	---	---	991	REA8MCX	.028
745I											
4.4L V8, 4398CC											

²Multi-Ground Plug



Year	Engine	Notes	CHAMPION Iridium		Double Platinum		Platinum Power		Copper Plus		Gap
	VIN		Stk #	Plug Type	Stk #	Plug Type	Stk #	Plug Type	Stk #	Plug Type	
BMW (cont)											
745I (cont)											
4.4L V8, 4398CC (cont)											
2005-2002			9202	RC12WMPB4	7318	RC12PMPB4	3318	RC12PMC4	318	RC12MC4	.040
745LI											
4.4L V8, 4398CC											
2005-2002			9202	RC12WMPB4	7318	RC12PMPB4	3318	RC12PMC4	318	RC12MC4	.040
750I											
4.4L V8, 4395CC											
2015-2009			---	---	---	---	---	---	991	REA8MCX	.028
4.8L V8, 4837CC											
2008-2006			9002	RC10WMPB4	7002	RC10PMPB4	---	---	434	RC9MC4	.044
750I XDRIVE											
4.4L V8, 4395CC											
2015-2010			---	---	---	---	---	---	991	REA8MCX	.028
750IL											
5.0L V12, 4988CC											
1994-1988			9203	RC12WLPB4	7318	RC12PMPB4	3436	RC12PLC4	436	RC12LC4	.028
5.4L V12, 5379CC											
2001-1999			9013	RC10WMB3	7002	RC10PMPB4	---	---	354 ²	RC10DMC	.032
1998	M73N		9013	RC10WMB3	7002	RC10PMPB4	---	---	354 ²	RC10DMC	.032
	M73		9203	RC12WLPB4	7318	RC12PMPB4	3318	RC12PMC4	436	RC12LC4	.032
1997-1995			9203	RC12WLPB4	7318	RC12PMPB4	3436	RC12PLC4	436	RC12LC4	.032
750LI											
4.4L V8, 4395CC											
2015-2009			---	---	---	---	---	---	991	REA8MCX	.032
4.8L V8, 4837CC											
2008-2006			9002	RC10WMPB4	7002	RC10PMPB4	---	---	434	RC9MC4	.044
750LI XDRIVE											
4.4L V8, 4395CC											
2015-2010			---	---	---	---	---	---	991	REA8MCX	.028
760I											
6.0L V12, 5972CC											
2006-2004			9013	RC10WMB3	7002	RC10PMPB4	---	---	354 ²	RC10DMC	.032
760LI											
6.0L V12, 5972CC											
2015-2010			---	---	---	---	---	---	991	REA8MCX	.028
2008-2003			9013	RC10WMB3	7002	RC10PMPB4	---	---	354 ²	RC10DMC	.032
840CI											
4.0L V8, 3982CC											
1995-1994			9202	RC12WMPB4	7318	RC12PMPB4	3318	RC12PMC4	354 ²	RC10DMC	.036
4.4L V8, 4398CC											
1997-1996			9202	RC12WMPB4	7318	RC12PMPB4	3318	RC12PMC4	318	RC12MC4	.036
850CI											
5.0L V12, 4988CC											
1994-1993			9201	RC12WYPB4	7070	RC11PYPB4	3071	RC12PYC	71	RC12YC	.028
5.4L V12, 5379CC											
1997-1995			9202	RC12WMPB4	7318	RC12PMPB4	3318	RC12PMC4	318	RC12MC4	.032
850CSI											
5.6L V12, 5576CC											
1995-1994			9202	RC12WMPB4	7318	RC12PMPB4	3318	RC12PMC4	318	RC12MC4	.024
850I											
5.0L V12, 4988CC											
1992-1991			9201	RC12WYPB4	7070	RC11PYPB4	3071	RC12PYC	71	RC12YC	.028
ACTIVEHYBRID 3											
3.0L L6, 2979CC											
2015-2013			---	---	---	---	---	---	991	REA8MCX	.028

²Multi-Ground Plug



Year	Engine VIN	Notes	CHAMPION Iridium		Double Platinum		Platinum Power		Copper Plus		Gap
			Stk #	Plug Type	Stk #	Plug Type	Stk #	Plug Type	Stk #	Plug Type	
BMW (cont)											
ACTIVEHYBRID 5											
3.0L L6, 2979CC											
2015-2012			---	---	---	---	---	---	991	REA8MCX	.028
ACTIVEHYBRID 7											
3.0L L6, 2979CC											
2015-2013			---	---	---	---	---	---	991	REA8MCX	.028
ALPINA B7											
4.4L V8, 4395CC											
2015-2013			---	---	---	---	---	---	990	REA6MC	.028
4.4L V8, 4398CC											
2008-2007			9770	RC7WYPB3	7343	RC8PYPB	3068	RC7PYCB	340	RC7YC	.025
ALPINA B7 XDRIVE											
4.4L V8, 4395CC											
2015-2013			---	---	---	---	---	---	990	REA6MC	.028
ALPINA B7L											
4.4L V8, 4395CC											
2015-2013			---	---	---	---	---	---	990	REA6MC	.028
ALPINA B7L XDRIVE											
4.4L V8, 4395CC											
2015-2013			---	---	---	---	---	---	990	REA6MC	.028
BAVARIA											
2.8L L6, 2788CC											
1974-1972			---	---	7322	RN14PYP	3322	RN14PMC3	302	N11YC	.024
L6											
3.5L L6, 3430CC											
1987			9804	RN8WYPB3	7415	RN9PYP	3415	RN9PYC	415	RN9YC	.028
L7											
3.5L L6, 3430CC											
1987-1986			9804	RN8WYPB3	7415	RN9PYP	3415	RN9PYC	415	RN9YC	.028
M3											
2.3L L4, 2302CC											
1991-1988			9701	RA8WHP	---	---	---	---	809	RA6HC	.028
3.0L L6, 2990CC											
1995-1994			9201	RC12WYPB4	7070	RC11PYPB4	3071	RC12PYC	354 ²	RC10DMC	.036
3.2L L6, 3152CC											
1999-1996			9013	RC10WMB3	7002	RC10PMPB4	3344	RC9PYC	354 ²	RC10DMC	.032
3.2L L6, 3246CC											
2006-2001			9700	RA7WYB	---	---	---	---	449	RA7YC	.032
M5											
3.5L L6, 3453CC											
1988			9701	RA8WHP	---	---	---	---	809	RA6HC	.028
3.6L L6, 3553CC											
1993-1991			9701	RA8WHP	---	---	---	---	809	RA6HC	.024
4.4L V8, 4395CC											
2015-2013			---	---	---	---	---	---	991	REA8MCX	.028
5.0L V8, 4941CC											
2003-2000			9013	RC10WMB3	7002	RC10PMPB4	3344	RC9PYC	354 ²	RC10DMC	.032
M6											
3.5L L6, 3453CC											
1988-1987			9701	RA8WHP	---	---	---	---	809	RA6HC	.028
4.4L V8, 4395CC											
2015-2012			---	---	---	---	---	---	991	REA8MCX	.028
M6 GRAN COUPE											
4.4L V8, 4395CC											
2015-2014			---	---	---	---	---	---	991	REA8MCX	.028

²Multi-Ground Plug



Year	Engine	Notes	CHAMPION Iridium		Double Platinum		Platinum Power		Copper Plus		Gap
	VIN		Stk #	Plug Type	Stk #	Plug Type	Stk #	Plug Type	Stk #	Plug Type	
BMW (cont)											
X1											
2.0L L4, 1997CC											
2015-2013			---	---	---	---	---	---	990	REA6MC	.032
3.0L L6, 2979CC											
2015-2013			---	---	---	---	---	---	991	REA8MCX	.028
X3											
2.0L L4, 1997CC											
2015-2013			---	---	---	---	---	---	990	REA6MC	.032
2.5L L6, 2494CC											
2005-2004			9013	RC10WMB3	7002	RC10PMPB4	3344	RC9PYC	354 ²	RC10DMC	.032
3.0L L6, 2979CC											
2015-2013			9412	REA9WYPB4	---	---	---	---	991	REA8MCX	.044
2012-2011	N55B30A		---	---	---	---	---	---	991	REA8MCX	.044
			9412	REA9WYPB4	---	---	---	---	---	---	.044
2006-2004			9013	RC10WMB3	7002	RC10PMPB4	3344	RC9PYC	354 ²	RC10DMC	.032
3.0L L6, 2996CC											
2012-2011	N52B30A		9775	REC10WMPB4	7975	REC10PYPB4	---	---	975	REC10YC4	.044
2010			9775	REC10WMPB4	7975	REC10PYPB4	---	---	975	REC10YC4	.044
2009-2008			9775	REC10WMPB4	---	---	---	---	975	REC10YC4	.044
2007			9775	REC10WMPB4	---	---	---	---	975	REC10YC4	.044
X5											
3.0L L6, 2979CC											
2015-2011			---	---	---	---	---	---	991	REA8MCX	.028
2006-2001			9013	RC10WMB3	7002	RC10PMPB4	3344	RC9PYC	354 ²	RC10DMC	.032
3.0L L6, 2996CC											
2010-2007			9775	REC10WMPB4	7975	REC10PYPB4	---	---	975	REC10YC4	.044
4.4L V8, 4395CC											
2015-2010			---	---	---	---	---	---	991	REA8MCX	.028
4.4L V8, 4398CC											
2006-2000			9013	RC10WMB3	7344	RC9PYP	3344	RC9PYC	354 ²	RC10DMC	.032
4.6L V8, 4598CC											
2003-2002			9013	RC10WMB3	7002	RC10PMPB4	3344	RC9PYC	354 ²	RC10DMC	.032
4.8L V8, 4837CC											
2010-2006			9002	RC10WMPB4	7002	RC10PMPB4	---	---	434	RC9MC4	.044
2005			9002	RC10WMPB4	7002	RC10PMPB4	3344	RC9PYC	434	RC9MC4	.044
2004			9002	RC10WMPB4	7002	RC10PMPB4	---	---	434	RC9MC4	.044
X6											
3.0L L6, 2979CC											
2015-2011			---	---	---	---	---	---	991	REA8MCX	.028
2010-2008			---	---	---	---	---	---	991	REA8MCX	.028
4.4L V8, 4395CC											
2015-2008			---	---	---	---	---	---	991	REA8MCX	.028
Z3											
1.9L L4, 1895CC											
1998-1996			9202	RC12WMPB4	7318	RC12PMPB4	3318	RC12PMC4	318	RC12MC4	.036
2.5L L6, 2494CC											
2002-1999			9013	RC10WMB3	7002	RC10PMPB4	3344	RC9PYC	354 ²	RC10DMC	.032
2.8L L6, 2793CC											
2000-1997			9013	RC10WMB3	7002	RC10PMPB4	3344	RC9PYC	354 ²	RC10DMC	.032
3.0L L6, 2979CC											
2002-2001			9013	RC10WMB3	7002	RC10PMPB4	3344	RC9PYC	354 ²	RC10DMC	.032
3.2L L6, 3152CC											
2000-1998			9013	RC10WMB3	7002	RC10PMPB4	3344	RC9PYC	354 ²	RC10DMC	.032
3.2L L6, 3246CC											
2002-2001			9700	RA7WYB	---	---	---	---	449	RA7YC	.032
Z4											
2.0L L4, 1997CC											
2015-2012			---	---	---	---	---	---	990	REA6MC	.032

²Multi-Ground Plug



Year	Engine VIN	Notes	Iridium		Double Platinum		Platinum Power		Copper Plus		Gap
			Stk #	Plug Type	Stk #	Plug Type	Stk #	Plug Type	Stk #	Plug Type	
BMW (cont)											
Z4											
2.5L L6, 2494CC											
2005-2003			9013	RC10WMB3	7002	RC10PMPB4	3344	RC9PYC	354 ²	RC10DMC	.032
3.0L L6, 2979CC											
2015-2010		Turbo	---	---	---	---	---	---	991	REA8MCX	.028
2005-2003			9013	RC10WMB3	7002	RC10PMPB4	3344	RC9PYC	354 ²	RC10DMC	.032
3.0L L6, 2996CC											
2011-2009		Nat. Asp.	9775	REC10WMPB4	7975	REC10PYPB4	---	---	975	REC10YC4	.044
2008-2007	N52		9775	REC10WMPB4	---	---	---	---	---	---	.044
2006			9775	REC10WMPB4	---	---	---	---	---	---	.044
3.2L L6, 3246CC											
2008-2006			9700	RA7WYB	---	---	---	---	449	RA7YC	.032
Z8											
5.0L V8, 4941CC											
2003-2000			9013	RC10WMB3	7002	RC10PMPB4	3344	RC9PYC	354 ²	RC10DMC	.032
BRISTOL											
409											
5.2L V8, 5212CC											
1967			---	---	---	---	---	---	10	J12YC	.035
BUICK											
ALLURE											
3.0L V6, 182 CID											
2010			9299	RES8WYPB4	7004	RES9PYP4	3017	RES8PYB5	---	---	.043
3.6L V6, 217 CID											
2010			9299	RES8WYPB4	7004	RES9PYP4	3017	RES8PYB5	---	---	.043
2008-2005			9901	RE10WYPB5	7437	RES11PYP5	3032	RE10PMC5	---	---	.044
3.8L V6, 231 CID											
2009-2005			9404	RS14WYPB5	7940	RS14PYPB5	3013	RS14PYC6	13	RS14YC6	.060
5.3L V8, 325 CID											
2009-2008			9405	RS12WMPB4	---	---	---	---	401	RS12YC	.040
APOLLO											
4.1L L6, 250 CID											
1975-1973			---	---	---	---	3025	RV19PMC	19	RV19YC	.036
4.3L V8, 260 CID											
1975			---	---	---	---	---	---	66	RJ18YC6	.060
5.7L V8, 350 CID											
1975			---	---	---	---	---	---	17	RV19YC6	.060
1974-1973			---	---	---	---	3025	RV19PMC	19	RV19YC	.036
CENTURION											
5.7L V8, 350 CID											
1973-1972			---	---	---	---	3025	RV19PMC	19	RV19YC	.036
7.5L V8, 455 CID											
1973-1972			---	---	---	---	3025	RV19PMC	25	RV17YC	.036
			---	---	---	---	3025	RV19PMC	25	RV17YC	.040
1971			---	---	---	---	3025	RV19PMC	25	RV17YC	.036
CENTURY											
2.2L L4, 134 CID											
1996-1994			9402	RS14WLPB6	7020	RS12PLP	3015	RS14PMC4	20	RS13LYC5	.060
1993			9402	RS14WLPB6	7020	RS12PLP	3015	RS14PMC4	20	RS13LYC5	.044
2.5L L4, 151 CID											
1992-1984			---	---	7018	RV17PMP4	3018	RV17PMC4	79	RV15YC6	.060
1983-1982			---	---	---	---	3025	RV19PMC	37	RV17YC6	.060
2.8L V6, 173 CID											
1989-1987			9404	RS14WYPB5	7015	RS14PMP4	3015	RS14PMC4	15	RS15LYC	.044
1986-1982			---	---	7018	RV17PMP4	3018	RV17PMC4	18	RV15YC4	.044
3.0L V6, 181 CID											
1985-1982			---	---	---	---	3025	RV19PMC	37	RV17YC6	.060

²Multi-Ground Plug



Year	Engine	Notes	CHAMPION Iridium		Double Platinum		Platinum Power		Copper Plus		Gap
	VIN		Stk #	Plug Type	Stk #	Plug Type	Stk #	Plug Type	Stk #	Plug Type	
BUICK (cont)											
CENTURY											
3.1L V6, 189 CID											
2005-2002			9404	RS14WYPB5	7940	RS14PYPB5	3013	RS14PYC6	13	RS14YC6	.060
2001-1996			9404	RS14WYPB5	7940	RS14PYPB5	3013	RS14PYC6	13	RS14YC6	.060
1995-1994			9402	RS14WLPB6	7015	RS14PMP4	3015	RS14PMC4	15	RS15LYC	.060
3.2L V6, 196 CID											
1979-1978			---	---	---	---	---	---	17	RV19YC6	.060
3.3L V6, 204 CID											
1993-1989			9404	RS14WYPB5	7940	RS14PYPB5	3013	RS14PYC6	13	RS14YC6	.060
3.8L V6, 231 CID											
1988-1986			9404	RS14WYPB5	7408	RS14PYPB	3408	RS10PYC	408	RS14YC	.044
1985-1984			---	---	---	---	3025	RV19PMC	37	RV17YC6	.060
1981			---	---	---	---	---	---	17	RV19YC6	.060
1980	3	Turbo	---	---	---	---	3025	RV19PMC	25	RV17YC	.040
	A	Nat. Asp.	---	---	---	---	---	---	17	RV19YC6	.060
1979	2	Nat. Asp.	---	---	---	---	3025	RV19PMC	37	RV17YC6	.060
	3	Turbo	---	---	---	---	3025	RV19PMC	37	RV17YC6	.060
	A	Nat. Asp.	---	---	---	---	---	---	17	RV19YC6	.060
1978-1977			---	---	---	---	---	---	17	RV19YC6	.060
1976-1975			---	---	---	---	---	---	66	RJ18YC6	.060
4.3L V6, 260 CID											
1985-1984		DIESEL	---	---	---	---	---	---	147 ¹	CH182	
1983-1982		DIESEL	---	---	---	---	---	---	180 ¹	CH80	
4.3L V8, 265 CID											
1981-1980			---	---	---	---	3025	RV19PMC	37	RV17YC6	.060
4.4L V8, 267 CID											
1981			---	---	---	---	3025	RV19PMC	19	RV19YC	.044
4.9L V8, 301 CID											
1980			---	---	---	---	3025	RV19PMC	37	RV17YC6	.060
1979	W		---	---	---	---	3025	RV19PMC	37	RV17YC6	.060
	Y		---	---	---	---	---	---	17	RV19YC6	.060
5.0L V8, 305 CID											
1980-1977			---	---	---	---	3025	RV19PMC	19	RV19YC	.044
5.7L V8, 350 CID											
1981		DIESEL	---	---	---	---	---	---	180 ¹	CH80	
1979-1978			---	---	---	---	3025	RV19PMC	25	RV17YC	.044
1977	H		---	---	---	---	---	---	17	RV19YC6	.060
	J		---	---	---	---	---	---	17	RV19YC6	.060
	L		---	---	---	---	3025	RV19PMC	25	RV17YC	.044
	R		---	---	---	---	---	---	66	RJ18YC6	.060
1976-1975			---	---	---	---	---	---	17	RV19YC6	.060
1974-1973			---	---	---	---	3025	RV19PMC	19	RV19YC	.036
6.6L V8, 403 CID											
1977			---	---	---	---	---	---	66	RJ18YC6	.060
7.5L V8, 455 CID											
1974-1973			---	---	---	---	3025	RV19PMC	25	RV17YC	.036
			---	---	---	---	3025	RV19PMC	25	RV17YC	.040
COMMERCIAL CHASSIS											
5.0L V8, 305 CID											
1991			---	---	---	---	3025	RV19PMC	19	RV19YC	.044
5.7L V8, 350 CID											
1996-1994			9404	RS14WYPB5	7940	RS14PYPB5	3013	RS14PYC6	13	RS14YC6	.050
1993-1992			---	---	7018	RV17PMP4	3018	RV17PMC4	18	RV15YC4	.036
ELECTRA											
3.0L V6, 181 CID											
1985			---	---	---	---	3025	RV19PMC	37	RV17YC6	.060
3.8L V6, 231 CID											
1990-1988			9404	RS14WYPB5	7940	RS14PYPB5	3013	RS14PYC6	13	RS14YC6	.060
1987-1986			9404	RS14WYPB5	7408	RS14PYPB	3408	RS10PYC	408	RS14YC	.044
1985			---	---	---	---	3025	RV19PMC	37	RV17YC6	.060

¹Electrical overload voids warranty



Year	Engine VIN	Notes	CHAMPION Iridium		Double Platinum		Platinum Power		Copper Plus		Gap
			Stk #	Plug Type	Stk #	Plug Type	Stk #	Plug Type	Stk #	Plug Type	
BUICK (cont)											
ELECTRA											
4.1L V6, 252 CID											
1984-1980			---	---	---	---	3025	RV19PMC	37	RV17YC6	.060
4.3L V6, 260 CID											
1985		DIESEL	---	---	---	---	---	---	147 ¹	CH182	
4.9L V8, 301 CID											
1980			---	---	---	---	3025	RV19PMC	37	RV17YC6	.060
5.0L V8, 307 CID											
1989-1985			9201	RC12WYPB4	7071	RC12PYP	3071	RC12PYC	89	RC12YC5	.060
1984-1981			---	---	---	---	---	---	66	RJ18YC6	.060
5.7L V8, 350 CID											
1985-1984		DIESEL	---	---	---	---	---	---	147 ¹	CH182	
1983-1982		DIESEL	---	---	---	---	---	---	180 ¹	CH80	
1981		DIESEL	---	---	---	---	---	---	180 ¹	CH80	
		GAS	---	---	---	---	---	---	17	RV19YC6	.060
1980		DIESEL	---	---	---	---	---	---	180 ¹	CH80	
		GAS	---	---	---	---	---	---	66	RJ18YC6	.060
1979-1978	R		---	---	---	---	---	---	66	RJ18YC6	.060
	X		---	---	---	---	---	---	17	RV19YC6	.060
1977	H		---	---	---	---	---	---	17	RV19YC6	.060
	J		---	---	---	---	---	---	17	RV19YC6	.060
	R		---	---	---	---	---	---	66	RJ18YC6	.060
1976			---	---	---	---	---	---	17	RV19YC6	.060
6.6L V8, 403 CID											
1979-1977			---	---	---	---	---	---	66	RJ18YC6	.060
7.0L V8, 430 CID											
1969-1967			---	---	---	---	3025	RV19PMC	25	RV17YC	.024
7.5L V8, 455 CID											
1976-1975			---	---	---	---	3025	RV19PMC	25	RV17YC	.040
1974-1972			---	---	---	---	3025	RV19PMC	25	RV17YC	.036
			---	---	---	---	3025	RV19PMC	25	RV17YC	.040
1971-1970			---	---	---	---	3025	RV19PMC	25	RV17YC	.036
ENCLAVE											
3.6L V6, 217 CID											
2015-2013			9299	RES8WYPB4	7004	RES9PYP4	3032	RE10PMC5	---	---	.040
2012			9299	RES8WYPB4	7004	RES9PYP4	3032	RE10PMC5	---	---	.043
2011-2010			9901	RE10WYPB5	7004	RES9PYP4	3032	RE10PMC5	---	---	.043
2009			9901	RE10WYPB5	7437	RES11PYP5	3032	RE10PMC5	---	---	.044
2008			9901	RE10WYPB5	7437	RES11PYP5	---	---	---	---	.044
ENCORE											
1.4L L4, 83 CID											
2015-2013			9801	RC8WYPB3	---	---	---	---	337	RC8YC	.028
ESTATE WAGON											
4.9L V8, 301 CID											
1980			---	---	---	---	3025	RV19PMC	37	RV17YC6	.060
5.0L V8, 307 CID											
1983-1981			---	---	---	---	---	---	66	RJ18YC6	.060
5.7L V8, 350 CID											
1983-1981		DIESEL	---	---	---	---	---	---	180 ¹	CH80	
1980	R		---	---	---	---	---	---	66	RJ18YC6	.060
	X		---	---	---	---	3025	RV19PMC	---	---	.036
	X		---	---	---	---	---	---	17	RV19YC6	.060
1979-1978		DIESEL	---	---	---	---	---	---	180 ¹	CH80	
	R	Oldsmobile	---	---	---	---	---	---	66	RJ18YC6	.060
1977	X	Buick	---	---	---	---	3025	RV19PMC	17	RV19YC6	.060
	R	Oldsmobile	---	---	---	---	---	---	66	RJ18YC6	.060
1974	H		---	---	---	---	3025	RV19PMC	19	RV19YC	.036
	J		---	---	---	---	3025	RV19PMC	25	RV17YC	.036
1973-1972			---	---	---	---	3025	RV19PMC	19	RV19YC	.036
1971-1970			---	---	---	---	3025	RV19PMC	25	RV17YC	.036

¹Electrical overload voids warranty



Year	Engine	Notes	CHAMPION Iridium		Double Platinum		Platinum Power		Copper Plus		Gap
	VIN		Stk #	Plug Type	Stk #	Plug Type	Stk #	Plug Type	Stk #	Plug Type	
BUICK (cont)											
ESTATE WAGON											
6.6L V8, 403 CID											
1979-1977			---	---	---	---	---	---	66	RJ18YC6	.060
7.5L V8, 455 CID											
1976-1975			---	---	---	---	3025	RV19PMC	25	RV17YC	.040
1974-1972			---	---	---	---	3025	RV19PMC	25	RV17YC	.036
			---	---	---	---	3025	RV19PMC	25	RV17YC	.040
1971-1970			---	---	---	---	3025	RV19PMC	25	RV17YC	.036
GRAN SPORT											
5.6L V8, 340 CID											
1967			---	---	---	---	---	---	58	RJ18YC	.036
6.6L V8, 400 CID											
1967			---	---	---	---	---	---	58	RJ18YC	.036
GS											
5.7L V8, 350 CID											
1972			---	---	---	---	3025	RV19PMC	19	RV19YC	.036
1971-1970			---	---	---	---	3025	RV19PMC	25	RV17YC	.036
GS 350											
5.7L V8, 350 CID											
1969-1968			---	---	---	---	3025	RV19PMC	25	RV17YC	.036
GS 400											
6.6L V8, 400 CID											
1969-1968			---	---	---	---	3025	RV19PMC	25	RV17YC	.024
GS 455											
7.5L V8, 455 CID											
1972			---	---	---	---	3025	RV19PMC	25	RV17YC	.036
1971-1970			---	---	---	---	3025	RV19PMC	25	RV17YC	.040
			---	---	---	---	3025	RV19PMC	25	RV17YC	.036
LACROSSE											
2.4L L4, 145 CID											
2014			9300	RES12WYPB4	---	---	---	---	---	---	.032
2013-2010			9300	RES12WYPB4	---	---	---	---	---	---	.035
3.0L V6, 182 CID											
2010			9299	RES8WYPB4	7004	RES9PYP4	3032	RE10PMC5	---	---	.043
3.6L V6, 217 CID											
2015-2014			9299	RES8WYPB4	7004	RES9PYP4	3032	RE10PMC5	---	---	.040
2013			---	---	7004	RES9PYP4	3032	RE10PMC5	---	---	.040
2012-2010			9299	RES8WYPB4	7004	RES9PYP4	3032	RE10PMC5	---	---	.043
2008-2005			9901	RE10WYPB5	7437	RES11PYP5	3032	RE10PMC5	---	---	.044
3.8L V6, 231 CID											
2009-2005			9404	RS14WYPB5	7940	RS14PYPB5	3013	RS14PYC6	13	RS14YC6	.060
5.3L V8, 325 CID											
2009-2008			9405	RS12WMPB4	---	---	---	---	408	RS14YC	.040
LESABRE											
3.0L V6, 181 CID											
1986			9404	RS14WYPB5	7408	RS14PYPB	3408	RS10PYC	408	RS14YC	.044
3.8L V6, 231 CID											
2005-2004			9404	RS14WYPB5	7940	RS14PYPB5	3013	RS14PYC6	13	RS14YC6	.060
2003-1996			9404	RS14WYPB5	7940	RS14PYPB5	3013	RS14PYC6	13	RS14YC6	.060
1995-1989			9404	RS14WYPB5	7940	RS14PYPB5	3013	RS14PYC6	13	RS14YC6	.060
1988	3		9404	RS14WYPB5	7408	RS14PYPB	3408	RS10PYC	408	RS14YC	.044
	C		9404	RS14WYPB5	7940	RS14PYPB5	3013	RS14PYC6	13	RS14YC6	.060
1987-1986			9404	RS14WYPB5	7408	RS14PYPB	3408	RS10PYC	408	RS14YC	.044
1985-1982			---	---	---	---	3025	RV19PMC	37	RV17YC6	.060
1981			---	---	---	---	---	---	17	RV19YC6	.060
1980	Nat. Asp.		---	---	---	---	---	---	17	RV19YC6	.060
	Turbo		---	---	---	---	3025	RV19PMC	25	RV17YC	.040
1979-1978	Nat. Asp.		---	---	---	---	---	---	17	RV19YC6	.060
	Turbo		---	---	---	---	3025	RV19PMC	37	RV17YC6	.060



Year	Engine VIN	Notes	CHAMPION Iridium		Double Platinum		Platinum Power		Copper Plus		Gap
			Stk #	Plug Type	Stk #	Plug Type	Stk #	Plug Type	Stk #	Plug Type	
BUICK (cont)											
LESABRE (cont)											
3.8L V6, 231 CID (cont)											
1977			---	---	---	---	---	---	17	RV19YC6	.060
1976			---	---	---	---	---	---	66	RJ18YC6	.060
4.1L L6, 250 CID											
1970			---	---	---	---	3025	RV19PMC	19	RV19YC	.036
4.1L V6, 252 CID											
1984-1980			---	---	---	---	3025	RV19PMC	37	RV17YC6	.060
4.4L V8, 267 CID											
1982			---	---	---	---	3025	RV19PMC	19	RV19YC	.044
4.9L V8, 301 CID											
1980			---	---	---	---	3025	RV19PMC	37	RV17YC6	.060
1979-1977			---	---	---	---	---	---	17	RV19YC6	.060
5.0L V8, 305 CID											
1978			---	---	---	---	3025	RV19PMC	19	RV19YC	.044
5.0L V8, 307 CID											
1990-1985			9201	RC12WYPB4	7071	RC12PYP	3071	RC12PYC	89	RC12YC5	.060
1984-1981			---	---	---	---	---	---	66	RJ18YC6	.060
5.6L V8, 340 CID											
1967			---	---	---	---	---	---	58	RJ18YC	.036
5.7L V8, 350 CID											
1985-1984		DIESEL	---	---	---	---	---	---	147 ¹	CH182	
1983-1981		DIESEL	---	---	---	---	---	---	180 ¹	CH80	
1980	R	GAS	---	---	---	---	---	---	66	RJ18YC6	.060
	X	GAS	---	---	---	---	---	---	17	RV19YC6	.060
		DIESEL	---	---	---	---	---	---	180 ¹	CH80	
1979-1978	R		---	---	---	---	---	---	66	RJ18YC6	.060
	X		---	---	---	---	---	---	17	RV19YC6	.060
1977	H		---	---	---	---	---	---	17	RV19YC6	.060
	J		---	---	---	---	---	---	17	RV19YC6	.060
	R		---	---	---	---	---	---	66	RJ18YC6	.060
1976-1975			---	---	---	---	---	17	RV19YC6	.060	
1974-1972			---	---	---	---	3025	RV19PMC	19	RV19YC	.036
1971-1968			---	---	---	---	3025	RV19PMC	25	RV17YC	.036
6.6L V8, 400 CID											
1975			---	---	---	---	3025	RV19PMC	37	RV17YC6	.060
6.6L V8, 403 CID											
1978-1977			---	---	---	---	---	---	66	RJ18YC6	.060
7.0L V8, 430 CID											
1969-1967			---	---	---	---	3025	RV19PMC	25	RV17YC	.024
7.5L V8, 455 CID											
1976-1975			---	---	---	---	3025	RV19PMC	25	RV17YC	.040
1974-1972			---	---	---	---	3025	RV19PMC	25	RV17YC	.036
			---	---	---	---	3025	RV19PMC	25	RV17YC	.040
1971-1970			---	---	---	---	3025	RV19PMC	25	RV17YC	.036
LUCERNE											
3.8L V6, 231 CID											
2008-2006			9404	RS14WYPB5	7940	RS14PYPB5	3013	RS14PYC6	13	RS14YC6	.060
3.9L V6, 237 CID											
2011-2009			9405	RS12WMPB4	7983	RS14PMPB5	3983	RS14PMC5	407	RS14LC	.040
4.6L V8, 281 CID											
2011-2006			---	---	7963	RS12PYPB5	3408	RS10PYC	---	---	.050
OPEL											
1.8L L4, 1816cc											
1979-1976			---	---	7322	RN14PYP	3322	RN14PMC3	322	RN11YC4	.024
PARK AVENUE											
3.8L V6, 231 CID											
2005-2004			9404	RS14WYPB5	7940	RS14PYPB5	3013	RS14PYC6	13	RS14YC6	.060
2003-1996			9404	RS14WYPB5	7940	RS14PYPB5	3013	RS14PYC6	13	RS14YC6	.060
1995-1991			9404	RS14WYPB5	7940	RS14PYPB5	3013	RS14PYC6	13	RS14YC6	.060

¹Electrical overload voids warranty



Year	Engine	Notes	CHAMPION	Iridium	Double Platinum		Platinum Power		Copper Plus		Gap
	VIN		Stk #	Plug Type	Stk #	Plug Type	Stk #	Plug Type	Stk #	Plug Type	
BUICK (cont)											
RAINIER											
4.2L L6, 256 CID											
2007			9901	RE10WYPB5	7437	RES11PYP5	---	---	---	---	.040
2006-2004			9901	RE10WYPB5	7437	RES11PYP5	---	---	---	---	.042
5.3L V8, 323 CID											
2005-2004			9405	RS12WMPB4	---	---	---	---	408	RS14YC	.040
5.3L V8, 325 CID											
2007-2006			9405	RS12WMPB4	---	---	---	---	408	RS14YC	.040
REATA											
3.8L V6, 231 CID											
1991-1988			9404	RS14WYPB5	7940	RS14PYPB5	3013	RS14PYC6	13	RS14YC6	.060
REGAL											
2.0L L4, 122 CID											
2014			9300	RES12WYPB4	---	---	---	---	---	---	.032
2013-2011			9300	RES12WYPB4	---	---	---	---	---	---	.035
2.4L L4, 145 CID											
2014			9300	RES12WYPB4	---	---	---	---	---	---	.032
2013			9300	RES12WYPB4	---	---	---	---	---	---	.035
2012	K		9300	RES12WYPB4	---	---	---	---	---	---	.035
	R		9300	RES12WYPB4	---	---	---	---	---	---	.035
2011			9300	RES12WYPB4	---	---	---	---	---	---	.035
2.8L V6, 173 CID											
1989-1988			9404	RS14WYPB5	7015	RS14PMP4	3015	RS14PMC4	15	RS15LYC	.044
3.1L V6, 189 CID											
1996			9404	RS14WYPB5	7940	RS14PYPB5	3013	RS14PYC6	13	RS14YC6	.060
1995-1994			9402	RS14WLPB6	7015	RS14PMP4	3015	RS14PMC4	15	RS15LYC	.060
1993-1989			9402	RS14WLPB6	7015	RS14PMP4	3015	RS14PMC4	15	RS15LYC	.044
3.2L V6, 196 CID											
1979-1978			---	---	---	---	---	---	17	RV19YC6	.060
3.8L V6, 231 CID											
2004			9404	RS14WYPB5	7940	RS14PYPB5	3013	RS14PYC6	13	RS14YC6	.060
2003-1996			9404	RS14WYPB5	7940	RS14PYPB5	3013	RS14PYC6	13	RS14YC6	.060
1995-1990			9404	RS14WYPB5	7940	RS14PYPB5	3013	RS14PYC6	13	RS14YC6	.060
1987-1984		Nat. Asp.	---	---	---	---	3025	RV19PMC	37	RV17YC6	.060
		Turbo	---	---	---	---	3025	RV19PMC	25	RV17YC	.044
1983-1982		Nat. Asp.	---	---	---	---	3025	RV19PMC	37	RV17YC6	.060
		Turbo	---	---	---	---	3025	RV19PMC	25	RV17YC	.040
1981-1980		Nat. Asp.	---	---	---	---	---	---	17	RV19YC6	.060
		Turbo	---	---	---	---	3025	RV19PMC	25	RV17YC	.040
1979	2	Nat. Asp.	---	---	---	---	3025	RV19PMC	37	RV17YC6	.060
	3	Turbo	---	---	---	---	3025	RV19PMC	37	RV17YC6	.060
	A	Nat. Asp.	---	---	---	---	---	---	17	RV19YC6	.060
1978		Nat. Asp.	---	---	---	---	---	---	17	RV19YC6	.060
		Turbo	---	---	---	---	3025	RV19PMC	37	RV17YC6	.060
1977			---	---	---	---	---	---	17	RV19YC6	.060
1976-1975			---	---	---	---	---	---	66	RJ18YC6	.060
4.1L V6, 252 CID											
1984-1982			---	---	---	---	3025	RV19PMC	37	RV17YC6	.060
4.3L V6, 260 CID											
1985-1984		DIESEL	---	---	---	---	---	---	147 ¹	CH182	
1983-1982		DIESEL	---	---	---	---	---	---	180 ¹	CH80	
4.3L V8, 265 CID											
1981-1980			---	---	---	---	3025	RV19PMC	37	RV17YC6	.060
4.4L V8, 267 CID											
1982-1981			---	---	---	---	3025	RV19PMC	19	RV19YC	.044
4.9L V8, 301 CID											
1980			---	---	---	---	3025	RV19PMC	37	RV17YC6	.060
1979	W		---	---	---	---	3025	RV19PMC	37	RV17YC6	.060
	Y		---	---	---	---	---	---	17	RV19YC6	.060

¹Electrical overload voids warranty



Year	Engine VIN	Notes	CHAMPION Iridium		Double Platinum		Platinum Power		Copper Plus		Gap
			Stk #	Plug Type	Stk #	Plug Type	Stk #	Plug Type	Stk #	Plug Type	
BUICK (cont)											
REGAL											
5.0L V8, 305 CID											
1982			---	---	---	---	3025	RV19PMC	37	RV17YC6	.060
1980-1977			---	---	---	---	3025	RV19PMC	19	RV19YC	.044
5.0L V8, 307 CID											
1987-1986			9201	RC12WYPB4	7071	RC12PYP	3071	RC12PYC	89	RC12YC5	.060
5.7L V8, 350 CID											
1985		DIESEL	---	---	---	---	---	---	147 ¹	CH182	
1983-1981		DIESEL	---	---	---	---	---	---	180 ¹	CH80	
1977	H		---	---	---	---	---	---	17	RV19YC6	.060
	J		---	---	---	---	---	---	17	RV19YC6	.060
	L		---	---	---	---	3025	RV19PMC	25	RV17YC	.044
	R		---	---	---	---	---	---	66	RJ18YC6	.060
1976-1975			---	---	---	---	---	17	RV19YC6	.060	
1974-1973			---	---	---	---	3025	RV19PMC	19	RV19YC	.036
7.5L V8, 455 CID											
1974-1973			---	---	---	---	3025	RV19PMC	25	RV17YC	.036
			---	---	---	---	3025	RV19PMC	25	RV17YC	.040
RENDEZVOUS											
3.4L V6, 207 CID											
2005-2003			9404	RS14WYPB5	7940	RS14PYPB5	3013	RS14PYC6	13	RS14YC6	.060
2002			9404	RS14WYPB5	7940	RS14PYPB5	3013	RS14PYC6	13	RS14YC6	.060
3.5L V6, 213 CID											
2007-2006			9404	RS14WYPB5	7940	RS14PYPB5	3013	RS14PYC6	13	RS14YC6	.060
3.6L V6, 217 CID											
2006-2004			9901	RE10WYPB5	7437	RES11PYP5	---	---	---	---	.044
RIVIERA											
3.8L V6, 231 CID											
1999-1996			9404	RS14WYPB5	7940	RS14PYPB5	3013	RS14PYC6	13	RS14YC6	.060
1995			9404	RS14WYPB5	7940	RS14PYPB5	3013	RS14PYC6	13	RS14YC6	.060
1993-1988			9404	RS14WYPB5	7940	RS14PYPB5	3013	RS14PYC6	13	RS14YC6	.060
1987-1986			9404	RS14WYPB5	7408	RS14PYPB	3408	RS10PYC	408	RS14YC	.044
1985-1984			---	---	---	---	3025	RV19PMC	25	RV17YC	.044
1983-1980			---	---	---	---	3025	RV19PMC	25	RV17YC	.040
1979			---	---	---	---	3025	RV19PMC	37	RV17YC6	.060
4.1L V6, 252 CID											
1984-1981			---	---	---	---	3025	RV19PMC	37	RV17YC6	.060
5.0L V8, 307 CID											
1985			9201	RC12WYPB4	7071	RC12PYP	3071	RC12PYC	89	RC12YC5	.060
1984-1980			---	---	---	---	---	---	66	RJ18YC6	.060
5.7L V8, 350 CID											
1985-1984		DIESEL	---	---	---	---	---	---	147 ¹	CH182	
1983-1981		DIESEL	---	---	---	---	---	---	180 ¹	CH80	
1980		DIESEL	---	---	---	---	---	---	180 ¹	CH80	
		GAS	---	---	---	---	---	---	66	RJ18YC6	.060
1979			---	---	---	---	---	---	66	RJ18YC6	.060
1978	R		---	---	---	---	---	---	66	RJ18YC6	.060
	X		---	---	---	---	---	---	17	RV19YC6	.060
1977	J		---	---	---	---	---	---	17	RV19YC6	.060
	R		---	---	---	---	---	---	66	RJ18YC6	.060
6.6L V8, 403 CID											
1978-1977			---	---	---	---	---	---	66	RJ18YC6	.060
7.0L V8, 430 CID											
1969-1967			---	---	---	---	3025	RV19PMC	25	RV17YC	.024
7.5L V8, 455 CID											
1976-1975			---	---	---	---	3025	RV19PMC	25	RV17YC	.040
1974-1972			---	---	---	---	3025	RV19PMC	25	RV17YC	.036
			---	---	---	---	3025	RV19PMC	25	RV17YC	.040
1971-1970			---	---	---	---	3025	RV19PMC	25	RV17YC	.036

¹Electrical overload voids warranty



Year	Engine	Notes	CHAMPION Iridium		Double Platinum		Platinum Power		Copper Plus		Gap
	VIN		Stk #	Plug Type	Stk #	Plug Type	Stk #	Plug Type	Stk #	Plug Type	
BUICK (cont)											
ROADMASTER											
5.0L V8, 305 CID											
1991			---	---	---	---	3025	RV19PMC	19	RV19YC	.044
5.7L V8, 350 CID											
1996-1994			9404	RS14WYPB5	7940	RS14PYPB5	3013	RS14PYC6	13	RS14YC6	.050
1993-1992			---	---	7018	RV17PMP4	3018	RV17PMC4	18	RV15YC4	.036
SKYHAWK											
1.8L L4, 112 CID											
1986-1984	0	Nat. Asp.	---	---	7405	RN14PMP	3405	RN14PMC	405	RN14YC	.036
	J	Turbo	9804	RN8WYPB3	7415	RN9PYP	3415	RN9PYC	415	RN9YC	.036
1983			---	---	7405	RN14PMP	3405	RN14PMC	405	RN14YC	.036
1982	0	FI	---	---	7405	RN14PMP	3405	RN14PMC	405	RN14YC	.036
	G	CARB	---	---	---	---	---	---	406	RV12YC	.036
2.0L L4, 122 CID											
1989			9402	RS14WLPB6	7015	RS14PMP4	3015	RS14PMC4	15	RS15LYC	.036
1988	1		9402	RS14WLPB6	7015	RS14PMP4	3015	RS14PMC4	15	RS15LYC	.036
	K		---	---	7031	RN14PMP5	3031	RN14PMC5	105	RN16YC5	.060
1987	1	Nat. Asp.	9402	RS14WLPB6	7015	RS14PMP4	3015	RS14PMC4	15	RS15LYC	.036
	K	Nat. Asp.	---	---	7031	RN14PMP5	3031	RN14PMC5	105	RN16YC5	.060
	M	Turbo	---	---	7031	RN14PMP5	3031	RN14PMC5	105	RN16YC5	.060
1986-1983			---	---	---	---	---	---	406	RV12YC	.036
3.8L V6, 231 CID											
1980-1977			---	---	---	---	---	---	17	RV19YC6	.060
1976-1975			---	---	---	---	---	---	66	RJ18YC6	.060
SKYLARK											
2.3L L4, 138 CID											
1995			9404	RS14WYPB5	7940	RS14PYPB5	3013	RS14PYC6	13	RS14YC6	.060
1994-1988			9201	RC12WYPB4	7071	RC12PYP	3071	RC12PYC	431	RC14YC	.036
2.4L L4, 146 CID											
1998-1996			9404	RS14WYPB5	7940	RS14PYPB5	3013	RS14PYC6	13	RS14YC6	.050
2.5L L4, 151 CID											
1991-1984			---	---	7018	RV17PMP4	3018	RV17PMC4	79	RV15YC6	.060
1983-1980			---	---	---	---	3025	RV19PMC	37	RV17YC6	.060
2.8L V6, 173 CID											
1985			---	---	7018	RV17PMP4	3018	RV17PMC4	18	RV15YC4	.044
1984-1982	X		---	---	7018	RV17PMP4	3018	RV17PMC4	18	RV15YC4	.044
	Z		---	---	---	---	---	---	406	RV12YC	.044
1981-1980			---	---	7018	RV17PMP4	3018	RV17PMC4	18	RV15YC4	.044
3.0L V6, 181 CID											
1988-1986			9404	RS14WYPB5	7408	RS14PYPB	3408	RS10PYC	408	RS14YC	.044
3.1L V6, 189 CID											
1998-1996			9404	RS14WYPB5	7940	RS14PYPB5	3013	RS14PYC6	13	RS14YC6	.060
1995-1994			9402	RS14WLPB6	7015	RS14PMP4	3015	RS14PMC4	15	RS15LYC	.060
3.3L V6, 204 CID											
1993-1989			9404	RS14WYPB5	7940	RS14PYPB5	3013	RS14PYC6	13	RS14YC6	.060
3.7L V6, 225 CID											
1967			---	---	---	---	---	---	14	RJ12YC	.036
3.8L V6, 231 CID											
1979-1977			---	---	---	---	---	---	17	RV19YC6	.060
1976-1975			---	---	---	---	---	---	66	RJ18YC6	.060
4.1L L6, 250 CID											
1972-1970			---	---	---	---	3025	RV19PMC	19	RV19YC	.036
1969-1968			---	---	7405	RN14PMP	3405	RN14PMC	405	RN14YC	.036
4.3L V8, 260 CID											
1976-1975			---	---	---	---	---	---	66	RJ18YC6	.060
4.9L V8, 300 CID											
1967			---	---	---	---	---	---	58	RJ18YC	.036
4.9L V8, 301 CID											
1977			---	---	---	---	---	---	17	RV19YC6	.060



Year	Engine VIN	Notes	CHAMPION Iridium		Double Platinum		Platinum Power		Copper Plus		Gap
			Stk #	Plug Type	Stk #	Plug Type	Stk #	Plug Type	Stk #	Plug Type	
BUICK (cont)											
SKYLARK											
5.0L V8, 305 CID											
1979-1977			---	---	---	---	3025	RV19PMC	19	RV19YC	.044
5.6L V8, 340 CID											
1967			---	---	---	---	---	---	58	RJ18YC	.036
5.7L V8, 350 CID											
1979-1978			---	---	---	---	3025	RV19PMC	25	RV17YC	.044
1977	L		---	---	---	---	3025	RV19PMC	25	RV17YC	.044
	R		---	---	---	---	---	---	66	RJ18YC6	.060
1976-1975			---	---	---	---	---	---	17	RV19YC6	.060
1972-1968			---	---	---	---	3025	RV19PMC	25	RV17YC	.036
6.6L V8, 400 CID											
1969-1968			---	---	---	---	3025	RV19PMC	25	RV17YC	.024
1967			---	---	---	---	---	---	58	RJ18YC	.036
7.5L V8, 455 CID											
1972			---	---	---	---	3025	RV19PMC	25	RV17YC	.036
			---	---	---	---	3025	RV19PMC	25	RV17YC	.040
1971-1970			---	---	---	---	3025	RV19PMC	25	RV17YC	.036
SOMERSET											
2.5L L4, 151 CID											
1987-1986			---	---	7018	RV17PMP4	3018	RV17PMC4	79	RV15YC6	.060
3.0L V6, 181 CID											
1987-1986			9404	RS14WYPB5	7408	RS14PYPB	3408	RS10PYC	408	RS14YC	.044
SOMERSET REGAL											
2.5L L4, 151 CID											
1985			---	---	7018	RV17PMP4	3018	RV17PMC4	79	RV15YC6	.060
3.0L V6, 181 CID											
1985			9404	RS14WYPB5	7408	RS14PYPB	3408	RS10PYC	408	RS14YC	.040
SPECIAL											
3.7L V6, 225 CID											
1967			---	---	---	---	---	---	14	RJ12YC	.036
4.1L L6, 250 CID											
1969-1968			---	---	7405	RN14PMP	3405	RN14PMC	405	RN14YC	.036
4.9L V8, 300 CID											
1967			---	---	---	---	---	---	58	RJ18YC	.036
5.6L V8, 340 CID											
1967			---	---	---	---	---	---	58	RJ18YC	.036
5.7L V8, 350 CID											
1969-1968			---	---	---	---	3025	RV19PMC	25	RV17YC	.036
SPORTWAGON											
3.7L V6, 225 CID											
1967			---	---	---	---	---	---	14	RJ12YC	.036
5.6L V8, 340 CID											
1967			---	---	---	---	---	---	58	RJ18YC	.036
5.7L V8, 350 CID											
1972			---	---	---	---	3025	RV19PMC	19	RV19YC	.040
1971-1968			---	---	---	---	3025	RV19PMC	25	RV17YC	.036
6.6L V8, 400 CID											
1969-1968			---	---	---	---	3025	RV19PMC	25	RV17YC	.024
7.5L V8, 455 CID											
1972-1970			---	---	---	---	3025	RV19PMC	25	RV17YC	.036
TERRAZA											
3.5L V6, 213 CID											
2006-2005			9404	RS14WYPB5	7940	RS14PYPB5	3013	RS14PYC6	13	RS14YC6	.060
3.9L V6, 237 CID											
2007-2006			9405	RS12WMPB4	7983	RS14PMPB5	3983	RS14PMCB5	407	RS14LC	.040
VERANO											
2.0L L4, 122 CID											



Year	Engine	Notes	CHAMPION Iridium		Double Platinum		Platinum Power		Copper Plus		Gap
	VIN		Stk #	Plug Type	Stk #	Plug Type	Stk #	Plug Type	Stk #	Plug Type	
BUICK (cont)											
VERANO (cont)											
2.0L L4, 122 CID (cont)											
2015			9300	RES12WYPB4	---	---	---	---	---	---	.036
2014			9300	RES12WYPB4	---	---	---	---	---	---	.032
2013			9300	RES12WYPB4	---	---	---	---	---	---	.035
2.4L L4, 145 CID											
2015			9300	RES12WYPB4	---	---	---	---	---	---	.036
2014			9300	RES12WYPB4	---	---	---	---	---	---	.032
2013-2012			9300	RES12WYPB4	---	---	---	---	---	---	.035
WILDCAT											
7.0L V8, 430 CID											
1969-1967			---	---	---	---	3025	RV19PMC	25	RV17YC	.024
			---	---	---	---	3025	RV19PMC	25	RV17YC	.036
7.5L V8, 455 CID											
1970			---	---	---	---	3025	RV19PMC	25	RV17YC	.036
CADILLAC											
60 SPECIAL											
4.9L V8, 300 CID											
1993			9404	RS14WYPB5	7940	RS14PYPB5	3013	RS14PYC6	13	RS14YC6	.060
ALLANTE											
4.1L V8, 250 CID											
1988-1987			9404	RS14WYPB5	7940	RS14PYPB5	3013	RS14PYC6	13	RS14YC6	.060
4.5L V8, 273 CID											
1992-1991			9404	RS14WYPB5	7940	RS14PYPB5	3013	RS14PYC6	13	RS14YC6	.060
1990-1989			9404	RS14WYPB5	7940	RS14PYPB5	3013	RS14PYC6	13	RS14YC6	.060
4.6L V8, 281 CID											
1993			9404	RS14WYPB5	7940	RS14PYPB5	3013	RS14PYC6	13	RS14YC6	.050
ATS											
2.0L L4, 122 CID											
2015-2013			9299	RES8WYPB4	7004	RES9PYP4	---	---	---	---	.035
2.5L L4, 150 CID											
2015-2013			9299	RES8WYPB4	7004	RES9PYP4	3017	RES8PYB5	---	---	.043
3.6L V6, 217 CID											
2015-2013			9299	RES8WYPB4	7004	RES9PYP4	3017	RES8PYB5	---	---	.043
BROUGHAM											
5.0L V8, 305 CID											
1992			---	---	---	---	3018	RV17PMC4	25	RV17YC	.036
1991			---	---	---	---	3018	RV17PMC4	18	RV15YC4	.036
5.0L V8, 307 CID											
1990-1987			9201	RC12WYPB4	7071	RC12PYP	3071	RC12PYC	89	RC12YC5	.060
5.7L V8, 350 CID											
1992-1990			---	---	7018	RV17PMP4	3018	RV17PMC4	18	RV15YC4	.036
CALAIS											
7.0L V8, 429 CID											
1967			---	---	---	---	---	---	58	RJ18YC	.036
7.7L V8, 472 CID											
1974-1968			---	---	7405	RN14PMP	3405	RN14PMC	405	RN14YC	.036
8.2L V8, 500 CID											
1976-1975			---	---	7031	RN14PMP5	3031	RN14PMC5	105	RN16YC5	.060
1974-1970			---	---	7405	RN14PMP	3405	RN14PMC	405	RN14YC	.036
CATERA											
3.0L V6, 181 CID											
2001-1999			9201	RC12WYPB4	7071	RC12PYP	3071	RC12PYC	71	RC12YC	.040
1998-1997			9202	RC12WMPB4	7318	RC12PMPB4	3318	RC12PMC4	318	RC12MC4	.040
CIMARRON											
1.8L L4, 112 CID											
1982			---	---	---	---	---	---	406	RV12YC	.036



Year	Engine VIN	Notes	Iridium		Double Platinum		Platinum Power		Copper Plus		Gap
			Stk #	Plug Type	Stk #	Plug Type	Stk #	Plug Type	Stk #	Plug Type	
CADILLAC (cont)											
CIMARRON											
2.0L L4, 122 CID											
1986-1983			---	---	---	---	---	---	406	RV12YC	.036
2.8L V6, 173 CID											
1988-1987			9402	RS14WLPB6	7015	RS14PMP4	3015	RS14PMC4	15	RS15LYC	.044
1986-1985			---	---	7018	RV17PMP4	3018	RV17PMC4	18	RV15YC4	.044
COMMERCIAL CHASSIS											
4.1L V8, 250 CID											
1987-1985			9404	RS14WYPB5	7940	RS14PYPB5	3013	RS14PYC6	13	RS14YC6	.060
4.3L V6, 260 CID											
1985			---	---	---	---	---	---	147 ¹	CH182	
4.5L V8, 273 CID											
1990-1988			9404	RS14WYPB5	7940	RS14PYPB5	3013	RS14PYC6	13	RS14YC6	.060
4.9L V8, 300 CID											
1993-1992			9404	RS14WYPB5	7940	RS14PYPB5	3013	RS14PYC6	13	RS14YC6	.060
1991			9404	RS14WYPB5	7940	RS14PYPB5	3013	RS14PYC6	13	RS14YC6	.060
5.7L V8, 350 CID											
1996-1994			9404	RS14WYPB5	7940	RS14PYPB5	3013	RS14PYC6	13	RS14YC6	.050
1993-1992			---	---	7018	RV17PMP4	3018	RV17PMC4	18	RV15YC4	.036
6.0L V8, 368 CID											
1984-1980			---	---	7031	RN14PMP5	3031	RN14PMC5	105	RN16YC5	.060
7.0L V8, 425 CID											
1979-1977			---	---	7031	RN14PMP5	3031	RN14PMC5	105	RN16YC5	.060
7.0L V8, 429 CID											
1967			---	---	---	---	---	---	58	RJ18YC	.036
7.7L V8, 472 CID											
1974-1968			---	---	7405	RN14PMP	3405	RN14PMC	405	RN14YC	.036
8.2L V8, 500 CID											
1976-1975			---	---	7031	RN14PMP5	3031	RN14PMC5	105	RN16YC5	.060
1974-1970			---	---	7405	RN14PMP	3405	RN14PMC	405	RN14YC	.036
CTS											
2.0L L4, 122 CID											
2015-2014			9901	RE10WYPB5	7004	RES9PYP4	3032	RE10PMC5	---	---	.035
2.8L V6, 170 CID											
2007-2005			9901	RE10WYPB5	7437	RES11PYP5	---	---	---	---	.044
3.0L V6, 182 CID											
2014-2013			9901	RE10WYPB5	7004	RES9PYP4	3032	RE10PMC5	---	---	.043
2012-2011			---	---	7004	RES9PYP4	3032	RE10PMC5	---	---	.043
2010			9901	RE10WYPB5	7004	RES9PYP4	3032	RE10PMC5	---	---	.043
3.2L V6, 197 CID											
2004-2003			9202	RC12WMPB4	7318	RC12PMPB4	3318	RC12PMC4	318	RC12MC4	.050
3.6L V6, 217 CID											
2015-2014		Nat. Asp.	9901	RE10WYPB5	7004	RES9PYP4	---	---	---	---	.040
		Nat. Asp.	---	---	7437	RES11PYP5	---	---	---	---	.044
		Turbo	9299	RES8WYPB4	---	---	---	---	---	---	.032
2013-2010			9901	RE10WYPB5	7004	RES9PYP4	---	---	---	---	.043
			---	---	7437	RES11PYP5	---	---	---	---	.044
2009-2007			9901	RE10WYPB5	7437	RES11PYP5	---	---	---	---	.044
2006			9901	RE10WYPB5	7437	RES11PYP5	3032	RE10PMC5	---	---	.044
2005			9901	RE10WYPB5	---	---	3032	RE10PMC5	---	---	.044
2004			9901	RE10WYPB5	7437	RES11PYP5	3032	RE10PMC5	---	---	.044
5.7L V8, 346 CID											
2005-2004			9405	RS12WMPB4	---	---	---	---	407	RS14LC	.040
6.0L V8, 364 CID											
2007-2006			9405	RS12WMPB4	---	---	---	---	407	RS14LC	.040
6.2L V8, 376 CID											
2015-2009			---	---	7304	RS9PYP4	3401	RS10PYC4	304	RS9YC	.040
DEVILLE											
4.1L V6, 252 CID											

¹Electrical overload voids warranty



Year	Engine	Notes	CHAMPION Iridium		Double Platinum		Platinum Power		Copper Plus		Gap
	VIN		Stk #	Plug Type	Stk #	Plug Type	Stk #	Plug Type	Stk #	Plug Type	
CADILLAC (cont)											
DEVILLE (cont)											
4.1L V6, 252 CID (cont)											
1982-1980			---	---	---	---	3025	RV19PMC	37	RV17YC6	.060
4.1L V8, 250 CID											
1987-1982			9404	RS14WYPB5	7940	RS14PYPB5	3013	RS14PYC6	13	RS14YC6	.060
4.3L V6, 260 CID											
1985		DIESEL	---	---	---	---	---	---	147 ¹	CH182	
4.5L V8, 273 CID											
1990-1988			9404	RS14WYPB5	7940	RS14PYPB5	3013	RS14PYC6	13	RS14YC6	.060
4.6L V8, 281 CID											
2005-2000			---	---	7963	RS12PYPB5	3408	RS10PYC	---	---	.050
1999-1994			9404	RS14WYPB5	7940	RS14PYPB5	3013	RS14PYC6	13	RS14YC6	.050
4.9L V8, 300 CID											
1995-1992			9404	RS14WYPB5	7940	RS14PYPB5	3013	RS14PYC6	13	RS14YC6	.060
1991			9404	RS14WYPB5	7940	RS14PYPB5	3013	RS14PYC6	13	RS14YC6	.060
5.7L V8, 350 CID											
1984		DIESEL	---	---	---	---	---	---	147 ¹	CH182	
1983-1980		DIESEL	---	---	---	---	---	---	180 ¹	CH80	
1979		DIESEL; With Voltage Controller	---	---	---	---	---	---	180 ¹	CH80	
6.0L V8, 368 CID											
1981-1980			---	---	7031	RN14PMP5	3031	RN14PMC5	105	RN16YC5	.060
7.0L V8, 425 CID											
1979-1977			---	---	7031	RN14PMP5	3031	RN14PMC5	105	RN16YC5	.060
7.0L V8, 429 CID											
1967			---	---	---	---	---	---	58	RJ18YC	.036
7.7L V8, 472 CID											
1974-1968			---	---	7405	RN14PMP	3405	RN14PMC	405	RN14YC	.036
8.2L V8, 500 CID											
1976-1975			---	---	7031	RN14PMP5	3031	RN14PMC5	105	RN16YC5	.060
1974-1970			---	---	7405	RN14PMP	3405	RN14PMC	405	RN14YC	.036
DTS											
4.6L V8, 281 CID											
2011-2006			---	---	7963	RS12PYPB5	3408	RS10PYC	---	---	.050
ELDORADO											
4.1L V6, 252 CID											
1982-1981			---	---	---	---	3025	RV19PMC	37	RV17YC6	.060
4.1L V8, 250 CID											
1987-1982			9404	RS14WYPB5	7940	RS14PYPB5	3013	RS14PYC6	13	RS14YC6	.060
4.5L V8, 273 CID											
1990-1988			9404	RS14WYPB5	7940	RS14PYPB5	3013	RS14PYC6	13	RS14YC6	.060
4.6L V8, 281 CID											
2002-2000			---	---	7963	RS12PYPB5	3408	RS10PYC	---	---	.050
1999-1993			9404	RS14WYPB5	7940	RS14PYPB5	3013	RS14PYC6	13	RS14YC6	.050
4.9L V8, 300 CID											
1993-1992			9404	RS14WYPB5	7940	RS14PYPB5	3013	RS14PYC6	13	RS14YC6	.060
1991			9404	RS14WYPB5	7940	RS14PYPB5	3013	RS14PYC6	13	RS14YC6	.060
5.7L V8, 350 CID											
1985-1984		DIESEL	---	---	---	---	---	---	147 ¹	CH182	
1983-1981		DIESEL	---	---	---	---	---	---	180 ¹	CH80	
1980		DIESEL	---	---	---	---	---	---	180 ¹	CH80	
		GAS	---	---	---	---	---	---	66	RJ18YC6	.060
1979		DIESEL; With Voltage Controller	---	---	---	---	---	---	180 ¹	CH80	
		GAS	---	---	---	---	---	---	66	RJ18YC6	.060
6.0L V8, 368 CID											
1981-1980			---	---	7031	RN14PMP5	3031	RN14PMC5	105	RN16YC5	.060
7.0L V8, 425 CID											
1978-1977			---	---	7031	RN14PMP5	3031	RN14PMC5	105	RN16YC5	.060

¹Electrical overload voids warranty



Year	Engine VIN	Notes	Iridium		Double Platinum		Platinum Power		Copper Plus		Gap
			Stk #	Plug Type	Stk #	Plug Type	Stk #	Plug Type	Stk #	Plug Type	
CADILLAC (cont)											
ELDORADO											
7.0L V8, 429 CID											
1967			---	---	---	---	---	---	58	RJ18YC	.036
7.7L V8, 472 CID											
1969-1968			---	---	7405	RN14PMP	3405	RN14PMC	405	RN14YC	.036
8.2L V8, 500 CID											
1976-1975			---	---	7031	RN14PMP5	3031	RN14PMC5	105	RN16YC5	.060
1974-1970			---	---	7405	RN14PMP	3405	RN14PMC	405	RN14YC	.036
ELR											
1.4L L4, 85 CID											
2015-2014			9801	RC8WYPB3	---	---	---	---	337	RC8YC	.028
ESCALADE											
5.3L V8, 325 CID											
2005-2002			9405	RS12WMPB4	---	---	---	---	401	RS12YC	.040
5.7L V8, 350 CID											
2000-1999			9404	RS14WYPB5	7940	RS14PYPB5	3013	RS14PYC6	13	RS14YC6	.060
6.0L V8, 364 CID											
2013-2009			9405	RS12WMPB4	---	---	---	---	401	RS12YC	.040
2006-2002			9405	RS12WMPB4	---	---	---	---	401	RS12YC	.040
6.2L V8, 376 CID											
2015			9200	RS10ZWYPB5	7200	RS10ZPYPB5	3024	RS10ZPYB4	403	RS10LC	.040
2014-2009			9405	RS12WMPB4	---	---	---	---	401	RS12YC	.040
6.2L V8, 378 CID											
2008-2007			9405	RS12WMPB4	---	---	---	---	401	RS12YC	.040
ESCALADE ESV											
6.0L V8, 364 CID											
2006-2003			9405	RS12WMPB4	---	---	---	---	401	RS12YC	.040
6.2L V8, 376 CID											
2015			9200	RS10ZWYPB5	7200	RS10ZPYPB5	3024	RS10ZPYB4	403	RS10LC	.040
2014-2009			9405	RS12WMPB4	---	---	---	---	401	RS12YC	.040
6.2L V8, 378 CID											
2008-2007			9405	RS12WMPB4	---	---	---	---	401	RS12YC	.040
ESCALADE EXT											
6.0L V8, 364 CID											
2006-2002			9405	RS12WMPB4	---	---	---	---	401	RS12YC	.040
6.2L V8, 376 CID											
2013-2009			9405	RS12WMPB4	---	---	---	---	401	RS12YC	.040
6.2L V8, 378 CID											
2008-2007			9405	RS12WMPB4	---	---	---	---	401	RS12YC	.040
FLEETWOOD											
4.1L V6, 252 CID											
1982-1980			---	---	---	---	3025	RV19PMC	37	RV17YC6	.060
4.1L V8, 250 CID											
1987-1982			9404	RS14WYPB5	7940	RS14PYPB5	3013	RS14PYC6	13	RS14YC6	.060
4.3L V6, 260 CID											
1985		DIESEL	---	---	---	---	---	---	147 ¹	CH182	
4.5L V8, 273 CID											
1990-1988			9404	RS14WYPB5	7940	RS14PYPB5	3013	RS14PYC6	13	RS14YC6	.060
4.9L V8, 300 CID											
1992			9404	RS14WYPB5	7940	RS14PYPB5	3013	RS14PYC6	13	RS14YC6	.060
1991			9404	RS14WYPB5	7940	RS14PYPB5	3013	RS14PYC6	13	RS14YC6	.060
5.0L V8, 307 CID											
1986			9201	RC12WYPB4	7071	RC12PYP	3071	RC12PYC	89	RC12YC5	.060
5.7L V8, 350 CID											
1996-1994			9404	RS14WYPB5	7940	RS14PYPB5	3013	RS14PYC6	13	RS14YC6	.050
1993			---	---	7018	RV17PMP4	3018	RV17PMC4	18	RV15YC4	.036
1985-1984		DIESEL	---	---	---	---	---	---	147 ¹	CH182	
1983-1980		DIESEL	---	---	---	---	---	---	180 ¹	CH80	

¹Electrical overload voids warranty



Year	Engine	Notes	Iridium		Double Platinum		Platinum Power		Copper Plus		Gap
	VIN		Stk #	Plug Type	Stk #	Plug Type	Stk #	Plug Type	Stk #	Plug Type	
CADILLAC (cont)											
FLEETWOOD (cont)											
5.7L V8, 350 CID (cont)											
1979		DIESEL; With Voltage Controller	---	---	---	---	---	---	180 ¹	CH80	
6.0L V8, 368 CID											
1984-1980			---	---	7031	RN14PMP5	3031	RN14PMC5	105	RN16YC5	.060
7.0L V8, 425 CID											
1979-1977			---	---	7031	RN14PMP5	3031	RN14PMC5	105	RN16YC5	.060
7.0L V8, 429 CID											
1967			---	---	---	---	---	---	58	RJ18YC	.036
7.7L V8, 472 CID											
1974-1968			---	---	7405	RN14PMP	3405	RN14PMC	405	RN14YC	.036
8.2L V8, 500 CID											
1976-1975			---	---	7031	RN14PMP5	3031	RN14PMC5	105	RN16YC5	.060
1974-1970			---	---	7405	RN14PMP	3405	RN14PMC	405	RN14YC	.036
SEVILLE											
4.1L V6, 252 CID											
1982-1981			---	---	---	---	3025	RV19PMC	37	RV17YC6	.060
4.1L V8, 250 CID											
1987-1982			9404	RS14WYPB5	7940	RS14PYPB5	3013	RS14PYC6	13	RS14YC6	.060
4.5L V8, 273 CID											
1990-1988			9404	RS14WYPB5	7940	RS14PYPB5	3013	RS14PYC6	13	RS14YC6	.060
4.6L V8, 281 CID											
2004-2000			---	---	7963	RS12PYPB5	3408	RS10PYC	---	---	.050
1999			---	---	7940	RS14PYPB5	3013	RS14PYC6	---	---	.050
1998-1993			9404	RS14WYPB5	7940	RS14PYPB5	3013	RS14PYC6	13	RS14YC6	.050
4.9L V8, 300 CID											
1993-1992			9404	RS14WYPB5	7940	RS14PYPB5	3013	RS14PYC6	13	RS14YC6	.060
1991			9404	RS14WYPB5	7940	RS14PYPB5	3013	RS14PYC6	13	RS14YC6	.060
5.7L V8, 350 CID											
1985-1984		DIESEL	---	---	---	---	---	---	147 ¹	CH182	
1983-1981		DIESEL	---	---	---	---	---	---	180 ¹	CH80	
1980		DIESEL	---	---	---	---	---	---	180 ¹	CH80	
		GAS	---	---	---	---	---	---	66	RJ18YC6	.060
1979		DIESEL; With Voltage Controller	---	---	---	---	---	---	180 ¹	CH80	
		GAS	---	---	---	---	---	---	66	RJ18YC6	.060
1978-1976			---	---	---	---	---	---	66	RJ18YC6	.060
6.0L V8, 368 CID											
1981-1980			---	---	7031	RN14PMP5	3031	RN14PMC5	105	RN16YC5	.060
SRX											
2.8L V6, 170 CID											
2011-2010			9006	REC10WYPB4	7975	REC10PYPB4	---	---	975	REC10YC4	.044
3.0L V6, 182 CID											
2011-2010			9901	RE10WYPB5	7004	RES9PYP4	3032	RE10PMC5	---	---	.043
3.6L V6, 217 CID											
2015			9901	RE10WYPB5	7437	RES11PYP5	3032	RE10PMC5	---	---	.043
2014			9901	RE10WYPB5	7437	RES11PYP5	3032	RE10PMC5	---	---	.040
2013-2012			9901	RE10WYPB5	7437	RES11PYP5	3032	RE10PMC5	---	---	.043
2009-2004			9901	RE10WYPB5	7437	RES11PYP5	3032	RE10PMC5	---	---	.044
4.6L V8, 281 CID											
2009-2004			---	---	7963	RS12PYPB5	3408	RS10PYC	---	---	.050
STS											
3.6L V6, 217 CID											
2011-2010			9901	RE10WYPB5	7004	RES9PYP4	3032	RE10PMC5	---	---	.044
2009-2005			9901	RE10WYPB5	7004	RES9PYP4	3032	RE10PMC5	---	---	.044
4.4L V8, 267 CID											
2009-2006			9808	RS8WYPB5	7304	RS9PYP4	3026	RS7PYB4	---	---	.040

¹Electrical overload voids warranty



Year	Engine VIN	Notes	CHAMPION Iridium		Double Platinum		Platinum Power		Copper Plus		Gap
			Stk #	Plug Type	Stk #	Plug Type	Stk #	Plug Type	Stk #	Plug Type	
CADILLAC (cont)											
STS											
4.6L V8, 281 CID											
2010-2005			---	---	7963	RS12PYPB5	3408	RS10PYC	---	---	.050
XLR											
4.4L V8, 267 CID											
2009-2006			9808	RS8WYPB5	7304	RS9PYP4	3026	RS7PYB4	---	---	.040
4.6L V8, 281 CID											
2009-2004			---	---	7963	RS12PYPB5	3408	RS10PYC	---	---	.050
XTS											
3.6L V6, 217 CID											
2015-2014		Nat. Asp.	9901	RE10WYPB5	7004	RES9PYP4	3032	RE10PMC5	---	---	.040
		Turbo	9299	RES8WYPB4	---	---	---	---	---	---	.032
2013			9901	RE10WYPB5	7004	RES9PYP4	3032	RE10PMC5	---	---	.043
CHECKER											
A11											
4.1L L6, 250 CID											
1974-1970			---	---	7018	RV17PMP4	3018	RV17PMC4	25	RV17YC	.036
A11E											
4.1L L6, 250 CID											
1974-1970			---	---	---	---	3018	RV17PMC4	25	RV17YC	.036
AEROBUS											
3.8L L6, 230 CID											
1968-1967			---	---	7405	RN14PMP	3405	RN14PMC	405	RN14YC	.036
4.1L L6, 250 CID											
1974-1970			---	---	7018	RV17PMP4	3018	RV17PMC4	25	RV17YC	.036
1969			---	---	7405	RN14PMP	3405	RN14PMC	405	RN14YC	.036
4.6L V8, 283 CID											
1967			---	---	---	---	---	---	63	RJ14YC	.030
5.0L V8, 307 CID											
1970			---	---	---	---	---	---	14	RJ12YC	.036
5.3L V8, 327 CID											
1969-1967			---	---	---	---	---	---	14	RJ12YC	.035
5.7L V8, 350 CID											
1974-1970			---	---	---	---	---	---	406	RV12YC	.036
DELUXE											
4.1L L6, 250 CID											
1970			---	---	---	---	3025	RV19PMC	19	RV19YC	.036
1969			---	---	7405	RN14PMP	3405	RN14PMC	405	RN14YC	.036
5.0L V8, 307 CID											
1969			---	---	---	---	---	---	14	RJ12YC	.036
5.3L V8, 327 CID											
1969			---	---	---	---	---	---	14	RJ12YC	.036
5.7L V8, 350 CID											
1969			---	---	---	---	---	---	14	RJ12YC	.036
MARATHON											
3.8L L6, 230 CID											
1968			---	---	---	---	---	---	405	RN14YC	.030
			---	---	7405	RN14PMP	3405	RN14PMC	405	RN14YC	.036
1967			---	---	7405	RN14PMP	3405	RN14PMC	405	RN14YC	.036
3.8L V6, 229 CID											
1982-1980			---	---	---	---	3018	RV17PMC4	18	RV15YC4	.044
4.1L L6, 250 CID											
1979-1970			---	---	---	---	3018	RV17PMC4	18	RV15YC4	.036
1969			---	---	---	---	---	---	404	RN12YC	.035
4.4L V8, 267 CID											
1982-1980			---	---	---	---	3018	RV17PMC4	18	RV15YC4	.044



Year	Engine	Notes	CHAMPION Iridium		Double Platinum		Platinum Power		Copper Plus		Gap
	VIN		Stk #	Plug Type	Stk #	Plug Type	Stk #	Plug Type	Stk #	Plug Type	
CHECKER (cont)											
MARATHON											
4.6L V8, 283 CID											
1967			---	---	---	---	---	---	63	RJ14YC	.030
5.0L V8, 305 CID											
1982-1977			---	---	---	---	3018	RV17PMC4	18	RV15YC4	.044
5.0L V8, 307 CID											
1970-1968			---	---	---	---	---	---	14	RJ12YC	.036
5.3L V8, 327 CID											
1969-1968			---	---	---	---	---	---	14	RJ12YC	.036
5.7L V8, 350 CID											
1982-1980		DIESEL	---	---	---	---	---	---	180 ¹	CH80	
1979-1975			---	---	---	---	3018	RV17PMC4	18	RV15YC4	.044
1974-1971			---	---	---	---	3018	RV17PMC4	18	RV15YC4	.036
TAXICAB											
4.1L L6, 250 CID											
1974-1970			---	---	7018	RV17PMP4	3018	RV17PMC4	18	RV15YC4	.036
1969			---	---	---	---	---	---	404	RN12YC	.035
			---	---	7405	RN14PMP	3405	RN14PMC	405	RN14YC	.036
CHEVROLET											
ASTRO											
2.5L L4, 151 CID											
1990-1985			---	---	7018	RV17PMP4	3018	RV17PMC4	79	RV15YC6	.060
4.3L V6, 262 CID											
2005-1996			9404	RS14WYPB5	7940	RS14PYPB5	3013	RS14PYC6	13	RS14YC6	.060
1995-1994			---	---	7018	RV17PMP4	3018	RV17PMC4	18	RV15YC4	.044
1993-1988			---	---	7018	RV17PMP4	3018	RV17PMC4	18	RV15YC4	.036
1987-1985			---	---	---	---	3025	RV19PMC	25	RV17YC	.036
AVALANCHE											
5.3L V8, 325 CID											
2013-2007			9405	RS12WMPB4	---	---	---	---	408	RS14YC	.040
6.0L V8, 364 CID											
2009-2007			9405	RS12WMPB4	---	---	---	---	408	RS14YC	.040
AVALANCHE 1500											
5.3L V8, 323 CID											
2005-2002			9405	RS12WMPB4	---	---	---	---	408	RS14YC	.040
5.3L V8, 325 CID											
2006			9405	RS12WMPB4	---	---	---	---	408	RS14YC	.040
AVALANCHE 2500											
8.1L V8, 496 CID											
2006-2002			9402	RS14WLPB6	7020	RS12PLP	3983	RS14PMCB5	407	RS14LC	.060
AVEO											
1.6L L4, 98 CID											
2011-2009			9013	RC10WMB3	7436	RC10PLPB4	---	---	97	RC9MCC	.036
2008-2005			9001	RC10WYPB4	7546	RC10PYPB4	3346	RC10PYC	346	RC10YC4	.044
2004			9201	RC12WYPB4	7071	RC12PYP	3071	RC12PYC	71	RC12YC	.044
AVEO5											
1.6L L4, 98 CID											
2011-2009			9013	RC10WMB3	7546	RC10PYPB4	---	---	---	---	.044
2008-2007			9001	RC10WYPB4	7546	RC10PYPB4	3346	RC10PYC	346	RC10YC4	.044
BEL AIR											
4.1L L6, 250 CID											
1973-1970			---	---	---	---	3025	RV19PMC	19	RV19YC	.036
1969-1967			---	---	7405	RN14PMP	3405	RN14PMC	405	RN14YC	.036
4.4L V8, 267 CID											
1981			---	---	---	---	3018	RV17PMC4	18	RV15YC4	.044
4.6L V8, 283 CID											
1967			---	---	---	---	---	---	14	RJ12YC	.036

¹Electrical overload voids warranty



Year	Engine VIN	Notes	CHAMPION Iridium		Double Platinum		Platinum Power		Copper Plus		Gap
			Stk #	Plug Type	Stk #	Plug Type	Stk #	Plug Type	Stk #	Plug Type	
CHEVROLET (cont)											
BEL AIR											
5.0L V8, 307 CID											
1968			---	---	---	---	---	---	58	RJ18YC	.036
5.3L V8, 327 CID											
1967			---	---	---	---	---	---	14	RJ12YC	.036
5.4L V8, 327 CID											
1969-1968			---	---	---	---	---	---	14	RJ12YC	.036
5.7L V8, 350 CID											
1975			---	---	---	---	3018	RV17PMC4	35	RV12C6	.060
1974-1972			---	---	---	---	3018	RV17PMC4	113	RV12C	.036
1971			---	---	---	---	3018	RV17PMC4	18	RV15YC4	.036
1970-1969			---	---	---	---	---	---	14	RJ12YC	.036
6.5L V8, 396 CID											
1969-1967			---	---	7405	RN14PMP	3405	RN14PMC	405	RN14YC	.036
6.6L V8, 400 CID											
1975			---	---	---	---	---	---	17	RV19YC6	.060
1974-1972			---	---	---	---	3018	RV17PMC4	113	RV12C	.036
1971			---	---	---	---	3025	RV19PMC	19	RV19YC	.036
1970			---	---	---	---	---	---	14	RJ12YC	.036
6.6L V8, 402 CID											
1972			---	---	---	---	3018	RV17PMC4	113	RV12C	.036
1971-1970			---	---	---	---	3025	RV19PMC	25	RV17YC	.036
7.0L V8, 427 CID											
1969-1967			---	---	7405	RN14PMP	3405	RN14PMC	405	RN14YC	.036
7.4L V8, 454 CID											
1975			---	---	---	---	3025	RV19PMC	25	RV17YC	.036
1974-1972			---	---	---	---	3018	RV17PMC4	113	RV12C	.036
1971-1970			---	---	---	---	3025	RV19PMC	25	RV17YC	.036
BERETTA											
2.0L L4, 122 CID											
1989-1987			9402	RS14WLPB6	7015	RS14PMP4	3015	RS14PMC4	15	RS15LYC	.036
2.2L L4, 134 CID											
1996-1995			9402	RS14WLPB6	7020	RS12PLP	3015	RS14PMC4	20	RS13LYC5	.060
1994			9402	RS14WLPB6	7020	RS12PLP	3015	RS14PMC4	20	RS13LYC5	.060
1993-1992			9402	RS14WLPB6	7020	RS12PLP	3015	RS14PMC4	20	RS13LYC5	.044
1991-1990			9402	RS14WLPB6	7015	RS14PMP4	3015	RS14PMC4	15	RS15LYC	.036
2.3L L4, 140 CID											
1994-1993			9201	RC12WYPB4	7071	RC12PYP	3071	RC12PYC	71	RC12YC	.036
1992-1990			9201	RC12WYPB4	7071	RC12PYP	3071	RC12PYC	431	RC14YC	.036
2.8L V6, 173 CID											
1989-1987			9402	RS14WLPB6	7015	RS14PMP4	3015	RS14PMC4	15	RS15LYC	.044
3.1L V6, 189 CID											
1996			9404	RS14WYPB5	7940	RS14PYPB5	3013	RS14PYC6	13	RS14YC6	.060
1995			9402	RS14WLPB6	7015	RS14PMP4	3015	RS14PMC4	15	RS15LYC	.060
1994			9402	RS14WLPB6	7015	RS14PMP4	3015	RS14PMC4	15	RS15LYC	.060
1993-1990			9402	RS14WLPB6	7015	RS14PMP4	3015	RS14PMC4	15	RS15LYC	.044
BISCAYNE											
4.1L L6, 250 CID											
1972-1970			---	---	---	---	3025	RV19PMC	19	RV19YC	.036
1969-1967			---	---	7405	RN14PMP	3405	RN14PMC	405	RN14YC	.036
4.6L V8, 283 CID											
1967			---	---	---	---	---	---	14	RJ12YC	.036
5.0L V8, 307 CID											
1968			---	---	---	---	---	---	58	RJ18YC	.036
5.3L V8, 327 CID											
1967			---	---	---	---	---	---	14	RJ12YC	.036
5.4L V8, 327 CID											
1969-1968			---	---	---	---	---	---	14	RJ12YC	.036



Year	Engine	Notes	CHAMPION Iridium		Double Platinum		Platinum Power		Copper Plus		Gap
	VIN		Stk #	Plug Type	Stk #	Plug Type	Stk #	Plug Type	Stk #	Plug Type	
CHEVROLET (cont)											
BISCAYNE											
5.7L V8, 350 CID											
1972	H		---	---	---	---	3018	RV17PMC4	113	RV12C	.036
			---	---	---	---	3018	RV17PMC4	113	RV12C	.036
1971			---	---	---	---	3018	RV17PMC4	18	RV15YC4	.036
1970-1969			---	---	---	---	---	---	14	RJ12YC	.036
6.5L V8, 396 CID											
1969-1967			---	---	7405	RN14PMP	3405	RN14PMC	405	RN14YC	.036
6.6L V8, 400 CID											
1972			---	---	---	---	3018	RV17PMC4	113	RV12C	.036
1971			---	---	---	---	3025	RV19PMC	19	RV19YC	.036
1970			---	---	---	---	---	---	14	RJ12YC	.036
6.6L V8, 402 CID											
1972			---	---	---	---	3018	RV17PMC4	113	RV12C	.036
1971-1970			---	---	---	---	3025	RV19PMC	25	RV17YC	.036
7.0L V8, 427 CID											
1969-1967			---	---	7405	RN14PMP	3405	RN14PMC	405	RN14YC	.036
7.4L V8, 454 CID											
1972			---	---	---	---	3018	RV17PMC4	113	RV12C	.036
1971			---	---	---	---	3025	RV19PMC	25	RV17YC	.036
1970			---	---	7018	RV17PMP4	3018	RV17PMC4	18	RV15YC4	.036
BLAZER											
4.1L L6, 250 CID											
1974-1970			---	---	---	---	3025	RV19PMC	19	RV19YC	.036
1969			---	---	7405	RN14PMP	3405	RN14PMC	405	RN14YC	.036
4.3L V6, 262 CID											
2005-1996			9404	RS14WYPB5	7940	RS14PYPB5	3013	RS14PYC6	13	RS14YC6	.060
1995			---	---	7018	RV17PMP4	3018	RV17PMC4	18	RV15YC4	.044
4.8L L6, 292 CID											
1974-1972			---	---	---	---	3018	RV17PMC4	113	RV12C	.036
1971-1970			---	---	---	---	3025	RV19PMC	19	RV19YC	.036
1969			---	---	7405	RN14PMP	3405	RN14PMC	405	RN14YC	.036
5.0L V8, 305 CID											
1987			---	---	---	---	3025	RV19PMC	19	RV19YC	.044
5.0L V8, 307 CID											
1973-1972			---	---	---	---	3018	RV17PMC4	113	RV12C	.036
1971			---	---	---	---	3025	RV19PMC	19	RV19YC	.036
1970-1969			---	---	---	---	---	---	58	RJ18YC	.036
5.7L V8, 350 CID											
1994-1987			---	---	7018	RV17PMP4	3018	RV17PMC4	18	RV15YC4	.036
1974-1972			---	---	---	---	3018	RV17PMC4	113	RV12C	.036
1971		215 HP	---	---	---	---	---	---	113	RV12C	.036
		250 HP	---	---	---	---	---	---	18	RV15YC4	.036
			---	---	---	---	3018	RV17PMC4	---	---	.036
1970-1969			---	---	---	---	---	---	14	RJ12YC	.036
6.2L V8, 379 CID											
1991-1987		DIESEL	---	---	---	---	---	---	191 ¹	CH238	
6.5L V8, 395 CID											
1994		DIESEL	---	---	---	---	---	---	191 ¹	CH238	
7.4L V8, 454 CID											
1974-1973			---	---	---	---	3018	RV17PMC4	113	RV12C	.036
BROOKWOOD											
4.1L L6, 250 CID											
1972-1970			---	---	---	---	3025	RV19PMC	19	RV19YC	.036
1969			---	---	7405	RN14PMP	3405	RN14PMC	405	RN14YC	.036
5.0L V8, 307 CID											
1972			---	---	---	---	3018	RV17PMC4	113	RV12C	.036
1971			---	---	---	---	3025	RV19PMC	19	RV19YC	.036
1970-1969			---	---	---	---	---	---	58	RJ18YC	.036

¹Electrical overload voids warranty



Year	Engine VIN	Notes	CHAMPION Iridium		Double Platinum		Platinum Power		Copper Plus		Gap
			Stk #	Plug Type	Stk #	Plug Type	Stk #	Plug Type	Stk #	Plug Type	
CHEVROLET (cont)											
BROOKWOOD											
5.3L V8, 327 CID											
1969			---	---	---	---	---	---	14	RJ12YC	.036
5.7L V8, 350 CID											
1972			---	---	---	---	3018	RV17PMC4	113	RV12C	.036
1971			---	---	---	---	3018	RV17PMC4	406	RV12YC	.036
1970-1969			---	---	---	---	---	---	14	RJ12YC	.036
6.5L V8, 396 CID											
1969			---	---	7405	RN14PMP	3405	RN14PMC	405	RN14YC	.036
6.6L V8, 400 CID											
1972			---	---	---	---	3018	RV17PMC4	113	RV12C	.036
1971			---	---	---	---	3025	RV19PMC	19	RV19YC	.036
1970			---	---	---	---	---	---	14	RJ12YC	.036
6.6L V8, 402 CID											
1972			---	---	---	---	3018	RV17PMC4	113	RV12C	.036
1971-1970			---	---	---	---	3025	RV19PMC	25	RV17YC	.036
7.0L V8, 427 CID											
1969			---	---	7405	RN14PMP	3405	RN14PMC	405	RN14YC	.036
7.4L V8, 454 CID											
1972-1970			---	---	---	---	3018	RV17PMC4	113	RV12C	.036
C10											
4.1L L6, 250 CID											
1984-1976			---	---	---	---	3018	RV17PMC4	18	RV15YC4	.036
1975			---	---	---	---	3025	RV19PMC	19	RV19YC	.036
4.3L V6, 262 CID											
1986-1985			---	---	---	---	3025	RV19PMC	25	RV17YC	.036
4.8L L6, 292 CID											
1980-1976			---	---	---	---	3018	RV17PMC4	18	RV15YC4	.036
1975			---	---	---	---	3025	RV19PMC	25	RV17YC	.036
5.0L V8, 305 CID											
1986-1985	F		---	---	7018	RV17PMP4	3018	RV17PMC4	18	RV15YC4	.044
	H		---	---	---	---	3025	RV19PMC	25	RV17YC	.044
1984	F		---	---	7018	RV17PMP4	3018	RV17PMC4	18	RV15YC4	.044
	H		---	---	---	---	3018	RV17PMC4	18	RV15YC4	.044
1983-1979			---	---	---	---	3018	RV17PMC4	18	RV15YC4	.044
1978-1977			---	---	---	---	3018	RV17PMC4	113	RV12C	.044
1976			---	---	---	---	3018	RV17PMC4	18	RV15YC4	.044
5.7L V8, 350 CID											
1986	L		---	---	7018	RV17PMP4	3018	RV17PMC4	18	RV15YC4	.044
	M		---	---	---	---	3025	RV19PMC	25	RV17YC	.044
1985	L		---	---	7018	RV17PMP4	3018	RV17PMC4	18	RV15YC4	.044
	M		---	---	---	---	3018	RV17PMC4	25	RV17YC	.044
1984			---	---	7018	RV17PMP4	3018	RV17PMC4	18	RV15YC4	.044
1983-1982	L		---	---	---	---	3018	RV17PMC4	18	RV15YC4	.044
	M		---	---	---	---	3018	RV17PMC4	18	RV15YC4	.044
1981-1980		DIESEL	---	---	---	---	---	---	180 ¹	CH80	
		GAS	---	---	---	---	3018	RV17PMC4	18	RV15YC4	.044
1979		DIESEL; With Voltage Controller	---	---	---	---	---	---	180 ¹	CH80	
		GAS	---	---	---	---	3018	RV17PMC4	18	RV15YC4	.044
1978-1976			---	---	---	---	3018	RV17PMC4	18	RV15YC4	.044
1975	V		---	---	---	---	3025	RV19PMC	19	RV19YC	.044
	Y		---	---	---	---	3025	RV19PMC	25	RV17YC	.044
6.2L V8, 379 CID											
1986-1982		DIESEL	---	---	---	---	---	---	191 ¹	CH238	
6.6L V8, 400 CID											
1980-1976			---	---	---	---	3018	RV17PMC4	18	RV15YC4	.044
7.4L V8, 454 CID											
1980			---	---	---	---	3018	RV17PMC4	18	RV15YC4	.044
1979-1978			---	---	---	---	3018	RV17PMC4	113	RV12C	.044
1977-1976			---	---	---	---	3018	RV17PMC4	18	RV15YC4	.044

¹Electrical overload voids warranty



Year	Engine	Notes	CHAMPION Iridium		Double Platinum		Platinum Power		Copper Plus		Gap
	VIN		Stk #	Plug Type	Stk #	Plug Type	Stk #	Plug Type	Stk #	Plug Type	
CHEVROLET (cont)											
C10 (cont)											
7.4L V8, 454 CID (cont)											
1975			---	---	---	---	3025	RV19PMC	113	RV12C	.036
C10 PANEL											
4.1L L6, 250 CID											
1967			---	---	7405	RN14PMP	3405	RN14PMC	405	RN14YC	.036
C10 PICKUP											
3.8L L6, 230 CID											
1969-1967			---	---	7405	RN14PMP	3405	RN14PMC	405	RN14YC	.036
4.1L L6, 250 CID											
1974-1970			---	---	---	---	3025	RV19PMC	19	RV19YC	.036
1969-1967			---	---	7405	RN14PMP	3405	RN14PMC	405	RN14YC	.036
4.6L V8, 283 CID											
1967			---	---	---	---	---	---	14	RJ12YC	.036
4.8L L6, 292 CID											
1974	S	LPG	---	---	---	---	3018	RV17PMC4	113	RV12C	.036
	T	GAS	---	---	---	---	3018	RV17PMC4	113	RV12C	.036
1973-1972			---	---	---	---	3018	RV17PMC4	113	RV12C	.036
1971-1970			---	---	---	---	3025	RV19PMC	19	RV19YC	.036
1969-1967			---	---	7405	RN14PMP	3405	RN14PMC	405	RN14YC	.036
5.0L V8, 307 CID											
1973-1972			---	---	---	---	3018	RV17PMC4	113	RV12C	.036
1971			---	---	---	---	3025	RV19PMC	19	RV19YC	.036
1970-1969			---	---	---	---	---	---	58	RJ18YC	.036
1968			---	---	---	---	---	---	14	RJ12YC	.036
5.3L V8, 327 CID											
1969-1967			---	---	---	---	---	---	14	RJ12YC	.036
5.7L V8, 350 CID											
1974-1972			---	---	---	---	3018	RV17PMC4	113	RV12C	.036
1971		215 HP	---	---	---	---	---	---	113	RV12C	.036
		250 HP	---	---	---	---	---	---	406	RV12YC	.036
		HP 215	---	---	---	---	3018	RV17PMC4	---	---	.036
1970-1969			---	---	---	---	---	---	14	RJ12YC	.036
6.5L V8, 396 CID											
1969-1968			---	---	7405	RN14PMP	3405	RN14PMC	405	RN14YC	.036
6.6L V8, 402 CID											
1972			---	---	---	---	3018	RV17PMC4	113	RV12C	.036
1971-1970			---	---	---	---	3025	RV19PMC	25	RV17YC	.036
7.4L V8, 454 CID											
1974-1973			---	---	---	---	3018	RV17PMC4	113	RV12C	.036
C10 SUBURBAN											
4.1L L6, 250 CID											
1980-1976			---	---	---	---	3018	RV17PMC4	18	RV15YC4	.036
1975-1970			---	---	---	---	3025	RV19PMC	19	RV19YC	.036
1969-1967			---	---	7405	RN14PMP	3405	RN14PMC	405	RN14YC	.036
4.6L V8, 283 CID											
1967			---	---	---	---	---	---	14	RJ12YC	.036
4.8L L6, 292 CID											
1974		GAS	---	---	---	---	3018	RV17PMC4	113	RV12C	.036
		LPG	---	---	---	---	3018	RV17PMC4	113	RV12C	.036
1973-1972			---	---	---	---	3018	RV17PMC4	113	RV12C	.036
1971-1970			---	---	---	---	3025	RV19PMC	19	RV19YC	.036
1969-1967			---	---	7405	RN14PMP	3405	RN14PMC	405	RN14YC	.036
5.0L V8, 305 CID											
1986-1985	F		---	---	7018	RV17PMP4	3018	RV17PMC4	18	RV15YC4	.044
	H		---	---	---	---	3025	RV19PMC	25	RV17YC	.044
1984	F		---	---	7018	RV17PMP4	3018	RV17PMC4	18	RV15YC4	.044
	H		---	---	---	---	3018	RV17PMC4	18	RV15YC4	.044
1983-1979			---	---	---	---	3018	RV17PMC4	18	RV15YC4	.044
1978-1976			---	---	---	---	3018	RV17PMC4	113	RV12C	.044



Year	Engine VIN	Notes	CHAMPION Iridium		Double Platinum		Platinum Power		Copper Plus		Gap
			Stk #	Plug Type	Stk #	Plug Type	Stk #	Plug Type	Stk #	Plug Type	
CHEVROLET (cont)											
C10 SUBURBAN											
5.0L V8, 307 CID											
1973-1972			---	---	---	---	3018	RV17PMC4	113	RV12C	.036
1971			---	---	---	---	3025	RV19PMC	19	RV19YC	.036
1970-1969			---	---	---	---	---	---	58	RJ18YC	.036
1968			---	---	---	---	---	---	14	RJ12YC	.036
5.3L V8, 327 CID											
1969-1967			---	---	---	---	---	---	14	RJ12YC	.036
5.7L V8, 350 CID											
1986-1985	L		---	---	7018	RV17PMP4	3018	RV17PMC4	18	RV15YC4	.044
	M		---	---	---	---	3025	RV19PMC	25	RV17YC	.044
1984			---	---	7018	RV17PMP4	3018	RV17PMC4	18	RV15YC4	.044
1983-1981			---	---	---	---	3018	RV17PMC4	18	RV15YC4	.044
1980		DIESEL	---	---	---	---	---	---	180¹	CH80	
		GAS	---	---	---	---	3018	RV17PMC4	18	RV15YC4	.044
1979		DIESEL; With Voltage Controller	---	---	---	---	---	---	180¹	CH80	
		HD	---	---	---	---	---	---	18	RV15YC4	.044
		LD	---	---	---	---	3018	RV17PMC4	113	RV12C	.044
1978		HD	---	---	---	---	---	---	113	RV12C	.044
		LD	---	---	---	---	3018	RV17PMC4	18	RV15YC4	.044
1977		CALIF.	---	---	---	---	---	---	79	RV15YC6	.060
		HD	---	---	---	---	---	---	113	RV12C	.044
		LD	---	---	---	---	3018	RV17PMC4	18	RV15YC4	.044
1976		HD	---	---	---	---	---	---	113	RV12C	.044
		LD	---	---	---	---	3018	RV17PMC4	18	RV15YC4	.044
		HEI	---	---	---	---	3018	RV17PMC4	35	RV12C6	.060
1975		Non-HEI	---	---	---	---	3018	RV17PMC4	113	RV12C	.044
1974-1972			---	---	---	---	3018	RV17PMC4	113	RV12C	.036
1971		215 HP	---	---	---	---	---	---	113	RV12C	.036
		250 HP	---	---	---	---	---	---	406	RV12YC	.036
		HP 215	---	---	---	---	3018	RV17PMC4	---	---	.036
1970-1969			---	---	---	---	---	14	RJ12YC	.036	
6.2L V8, 379 CID											
1986-1982		DIESEL	---	---	---	---	---	---	191¹	CH238	
6.5L V8, 396 CID											
1969-1968			---	---	7405	RN14PMP	3405	RN14PMC	405	RN14YC	.036
6.6L V8, 402 CID											
1972			---	---	---	---	3018	RV17PMC4	113	RV12C	.036
1971-1970			---	---	---	---	3025	RV19PMC	25	RV17YC	.036
7.4L V8, 454 CID											
1980			---	---	---	---	3018	RV17PMC4	18	RV15YC4	.044
1979-1978			---	---	---	---	3018	RV17PMC4	113	RV12C	.044
1977-1976			---	---	---	---	3018	RV17PMC4	18	RV15YC4	.044
1975			---	---	---	---	3025	RV19PMC	113	RV12C	.036
1974-1973			---	---	---	---	3018	RV17PMC4	113	RV12C	.036
C1500											
4.3L V6, 262 CID											
1998-1996			9404	RS14WYPB5	7940	RS14PYPB5	3013	RS14PYC6	13	RS14YC6	.060
1995-1994			---	---	7018	RV17PMP4	3018	RV17PMC4	18	RV15YC4	.044
1993-1988			---	---	7018	RV17PMP4	3018	RV17PMC4	18	RV15YC4	.036
5.0L V8, 305 CID											
1999-1996			9404	RS14WYPB5	7940	RS14PYPB5	3013	RS14PYC6	13	RS14YC6	.060
1995-1988			---	---	7018	RV17PMP4	3018	RV17PMC4	18	RV15YC4	.044
5.7L V8, 350 CID											
1999-1996			9404	RS14WYPB5	7940	RS14PYPB5	3013	RS14PYC6	13	RS14YC6	.060
1995-1988			---	---	7018	RV17PMP4	3018	RV17PMC4	18	RV15YC4	.036
6.2L V8, 379 CID											
1993-1988		DIESEL	---	---	---	---	---	---	191¹	CH238	

¹Electrical overload voids warranty



Year	Engine	Notes	CHAMPION Iridium		Double Platinum		Platinum Power		Copper Plus		Gap
	VIN		Stk #	Plug Type	Stk #	Plug Type	Stk #	Plug Type	Stk #	Plug Type	
CHEVROLET (cont)											
C1500											
6.5L V8, 395 CID											
1998-1994		DIESEL	---	---	---	---	---	---	191 ¹	CH238	
7.4L V8, 454 CID											
1993-1990			---	---	---	---	3025	RV19PMC	25	RV17YC	.036
C1500 SUBURBAN											
5.7L V8, 350 CID											
1999-1996			9404	RS14WYPB5	7940	RS14PYPB5	3013	RS14PYC6	13	RS14YC6	.060
1995-1992			---	---	7018	RV17PMP4	3018	RV17PMC4	18	RV15YC4	.036
6.5L V8, 395 CID											
1999-1995		DIESEL	---	---	---	---	---	---	191 ¹	CH238	
C20											
4.1L L6, 250 CID											
1984			---	---	---	---	3018	RV17PMC4	18	RV15YC4	.036
1983			---	---	---	---	3018	RV17PMC4	19	RV19YC	.036
1982-1976			---	---	---	---	3018	RV17PMC4	18	RV15YC4	.036
1975			---	---	---	---	3025	RV19PMC	19	RV19YC	.036
4.3L V6, 262 CID											
1986-1985			---	---	---	---	3025	RV19PMC	25	RV17YC	.036
4.8L L6, 292 CID											
1986-1985			---	---	---	---	3025	RV19PMC	25	RV17YC	.036
1984-1976			---	---	---	---	3018	RV17PMC4	18	RV15YC4	.036
1975			---	---	---	---	3025	RV19PMC	25	RV17YC	.036
5.0L V8, 305 CID											
1986-1985			---	---	---	---	3025	RV19PMC	25	RV17YC	.044
1984-1979			---	---	---	---	3018	RV17PMC4	18	RV15YC4	.044
1978-1977			---	---	---	---	3018	RV17PMC4	113	RV12C	.044
5.7L V8, 350 CID											
1986-1985	L		---	---	7018	RV17PMP4	3018	RV17PMC4	18	RV15YC4	.044
	M		---	---	---	---	3025	RV19PMC	25	RV17YC	.044
1984	L		---	---	7018	RV17PMP4	3018	RV17PMC4	18	RV15YC4	.044
	M		---	---	---	---	3018	RV17PMC4	18	RV15YC4	.044
1983-1976			---	---	---	---	3018	RV17PMC4	18	RV15YC4	.044
1975	V		---	---	---	---	3025	RV19PMC	19	RV19YC	.044
	Y		---	---	---	---	3025	RV19PMC	25	RV17YC	.044
6.2L V8, 379 CID											
1986-1982		DIESEL	---	---	---	---	---	---	191 ¹	CH238	
6.6L V8, 400 CID											
1980-1976			---	---	---	---	3018	RV17PMC4	113	RV12C	.044
7.4L V8, 454 CID											
1986-1985			---	---	---	---	3025	RV19PMC	113	RV12C	.044
1984-1982			---	---	---	---	3018	RV17PMC4	113	RV12C	.044
1981			---	---	---	---	3018	RV17PMC4	113	RV12C	.036
1980	S		---	---	---	---	3018	RV17PMC4	18	RV15YC4	.044
	W		---	---	---	---	3018	RV17PMC4	113	RV12C	.036
1979-1978			---	---	---	---	3018	RV17PMC4	113	RV12C	.044
1977-1976			---	---	---	---	3018	RV17PMC4	18	RV15YC4	.044
1975			---	---	---	---	3025	RV19PMC	113	RV12C	.036
C20 PANEL											
4.1L L6, 250 CID											
1967			---	---	7405	RN14PMP	3405	RN14PMC	405	RN14YC	.036
C20 PICKUP											
4.1L L6, 250 CID											
1974-1970			---	---	---	---	3025	RV19PMC	19	RV19YC	.036
1969-1967			---	---	7405	RN14PMP	3405	RN14PMC	405	RN14YC	.036
4.6L V8, 283 CID											
1967			---	---	---	---	---	---	14	RJ12YC	.036
4.8L L6, 292 CID											
1974		GAS	---	---	---	---	3018	RV17PMC4	113	RV12C	.036
		LPG	---	---	---	---	3018	RV17PMC4	113	RV12C	.036

¹Electrical overload voids warranty



Year	Engine VIN	Notes	CHAMPION Iridium		Double Platinum		Platinum Power		Copper Plus		Gap
			Stk #	Plug Type	Stk #	Plug Type	Stk #	Plug Type	Stk #	Plug Type	
CHEVROLET (cont)											
C20 PICKUP (cont)											
4.8L L6, 292 CID (cont)											
1973-1972			---	---	---	---	3018	RV17PMC4	113	RV12C	.036
1971-1970			---	---	---	---	3025	RV19PMC	19	RV19YC	.036
1969-1967			---	---	7405	RN14PMP	3405	RN14PMC	405	RN14YC	.036
5.0L V8, 307 CID											
1973-1972			---	---	---	---	3018	RV17PMC4	113	RV12C	.036
1971			---	---	---	---	3025	RV19PMC	19	RV19YC	.036
1970-1969			---	---	---	---	---	---	58	RJ18YC	.036
1968			---	---	---	---	---	---	14	RJ12YC	.036
5.3L V8, 327 CID											
1969-1967			---	---	---	---	---	---	14	RJ12YC	.036
5.7L V8, 350 CID											
1974-1971			---	---	---	---	3018	RV17PMC4	113	RV12C	.036
1970-1969			---	---	---	---	---	---	14	RJ12YC	.036
6.5L V8, 396 CID											
1969-1968			---	---	7405	RN14PMP	3405	RN14PMC	405	RN14YC	.036
6.6L V8, 402 CID											
1972			---	---	---	---	3018	RV17PMC4	113	RV12C	.036
1971-1970			---	---	---	---	3025	RV19PMC	25	RV17YC	.036
7.4L V8, 454 CID											
1974-1973			---	---	---	---	3018	RV17PMC4	113	RV12C	.036
C20 SUBURBAN											
4.1L L6, 250 CID											
1974-1970			---	---	---	---	3025	RV19PMC	19	RV19YC	.036
1969-1967			---	---	7405	RN14PMP	3405	RN14PMC	405	RN14YC	.036
4.6L V8, 283 CID											
1967			---	---	---	---	---	---	14	RJ12YC	.036
4.8L L6, 292 CID											
1982-1976			---	---	---	---	3018	RV17PMC4	18	RV15YC4	.036
1975			---	---	---	---	3025	RV19PMC	25	RV17YC	.036
1974		GAS	---	---	---	---	3018	RV17PMC4	113	RV12C	.036
		LPG	---	---	---	---	3018	RV17PMC4	113	RV12C	.036
1973-1972			---	---	---	---	3018	RV17PMC4	113	RV12C	.036
1971-1970			---	---	---	---	3025	RV19PMC	19	RV19YC	.036
1969-1967			---	---	7405	RN14PMP	3405	RN14PMC	405	RN14YC	.036
5.0L V8, 305 CID											
1986-1985			---	---	---	---	3025	RV19PMC	25	RV17YC	.044
1984-1979			---	---	---	---	3018	RV17PMC4	18	RV15YC4	.044
1978-1976			---	---	---	---	3018	RV17PMC4	113	RV12C	.044
5.0L V8, 307 CID											
1973-1972			---	---	---	---	3018	RV17PMC4	113	RV12C	.036
1971			---	---	---	---	3025	RV19PMC	19	RV19YC	.036
1970-1969			---	---	---	---	---	---	58	RJ18YC	.036
1968			---	---	---	---	---	---	14	RJ12YC	.036
5.3L V8, 327 CID											
1969-1967			---	---	---	---	---	---	14	RJ12YC	.036
5.7L V8, 350 CID											
1986-1985	L		---	---	7018	RV17PMP4	3018	RV17PMC4	18	RV15YC4	.044
	M		---	---	---	---	3025	RV19PMC	25	RV17YC	.044
1984	L		---	---	7018	RV17PMP4	3018	RV17PMC4	18	RV15YC4	.044
	M		---	---	---	---	3018	RV17PMC4	18	RV15YC4	.044
1983-1976			---	---	---	---	3018	RV17PMC4	18	RV15YC4	.044
1975	V		---	---	---	---	3018	RV17PMC4	113	RV12C	.044
	Y		---	---	---	---	3018	RV17PMC4	113	RV12C	.044
1974		CARB	---	---	---	---	---	---	113	RV12C	.036
		FI	---	---	---	---	---	---	113	RV12C	.030
1973-1971			---	---	---	---	3018	RV17PMC4	---	---	.036
1970-1969			---	---	---	---	---	---	14	RJ12YC	.036



Year	Engine	Notes	CHAMPION Iridium		Double Platinum		Platinum Power		Copper Plus		Gap
	VIN		Stk #	Plug Type	Stk #	Plug Type	Stk #	Plug Type	Stk #	Plug Type	
CHEVROLET (cont)											
C20 SUBURBAN											
6.2L V8, 379 CID											
1986-1982		DIESEL	---	---	---	---	---	---	191 ¹	CH238	
6.5L V8, 396 CID											
1969-1968			---	---	7405	RN14PMP	3405	RN14PMC	405	RN14YC	.036
6.6L V8, 400 CID											
1980-1976			---	---	---	---	3018	RV17PMC4	113	RV12C	.044
6.6L V8, 402 CID											
1972			---	---	---	---	3018	RV17PMC4	113	RV12C	.036
1971-1970			---	---	---	---	3025	RV19PMC	25	RV17YC	.036
7.4L V8, 454 CID											
1986-1985			---	---	---	---	3025	RV19PMC	113	RV12C	.044
1984-1982			---	---	---	---	3018	RV17PMC4	113	RV12C	.044
1981			---	---	---	---	3018	RV17PMC4	113	RV12C	.036
1980	S		---	---	---	---	3018	RV17PMC4	18	RV15YC4	.044
	W		---	---	---	---	3018	RV17PMC4	113	RV12C	.036
1979-1978			---	---	---	---	3018	RV17PMC4	113	RV12C	.044
1977-1976			---	---	---	---	3018	RV17PMC4	18	RV15YC4	.044
1975			---	---	---	---	3025	RV19PMC	113	RV12C	.036
1974-1973			---	---	---	---	3018	RV17PMC4	113	RV12C	.036
C2500											
4.3L V6, 262 CID											
1995-1994			---	---	7018	RV17PMP4	3018	RV17PMC4	18	RV15YC4	.044
1993-1988			---	---	7018	RV17PMP4	3018	RV17PMC4	18	RV15YC4	.036
5.0L V8, 305 CID											
1998-1996			9404	RS14WYPB5	7940	RS14PYPB5	3013	RS14PYC6	13	RS14YC6	.060
1995-1988			---	---	7018	RV17PMP4	3018	RV17PMC4	18	RV15YC4	.044
5.7L V8, 350 CID											
2000-1996			9404	RS14WYPB5	7940	RS14PYPB5	3013	RS14PYC6	13	RS14YC6	.060
1995-1988			---	---	7018	RV17PMP4	3018	RV17PMC4	18	RV15YC4	.036
6.2L V8, 379 CID											
1993-1988		DIESEL	---	---	---	---	---	---	191 ¹	CH238	
6.5L V8, 395 CID											
2000-1992		DIESEL	---	---	---	---	---	---	191 ¹	CH238	
7.4L V8, 454 CID											
2000-1996			9405	RS12WMPB4	7983	RS14PMPB5	3983	RS14PMCB5	13	RS14YC6	.060
1995-1991			---	---	---	---	3025	RV19PMC	25	RV17YC	.036
C2500 SUBURBAN											
5.7L V8, 350 CID											
1999-1996			9404	RS14WYPB5	7940	RS14PYPB5	3013	RS14PYC6	13	RS14YC6	.060
1995-1992			---	---	7018	RV17PMP4	3018	RV17PMC4	18	RV15YC4	.036
6.5L V8, 395 CID											
1999-1994		DIESEL	---	---	---	---	---	---	191 ¹	CH238	
7.4L V8, 454 CID											
1999-1996			9405	RS12WMPB4	7983	RS14PMPB5	3983	RS14PMCB5	13	RS14YC6	.060
1995-1992			---	---	---	---	3025	RV19PMC	25	RV17YC	.036
C30											
4.1L L6, 250 CID											
1980-1978			---	---	---	---	3018	RV17PMC4	18	RV15YC4	.036
1975			---	---	---	---	3025	RV19PMC	19	RV19YC	.036
4.8L L6, 292 CID											
1986-1985			---	---	---	---	3025	RV19PMC	25	RV17YC	.036
1984-1976			---	---	---	---	3018	RV17PMC4	18	RV15YC4	.036
1975			---	---	---	---	3025	RV19PMC	25	RV17YC	.036
5.0L V8, 305 CID											
1986			---	---	---	---	3025	RV19PMC	25	RV17YC	.044
1979			---	---	---	---	3018	RV17PMC4	18	RV15YC4	.044
1978			---	---	---	---	3018	RV17PMC4	113	RV12C	.044

¹Electrical overload voids warranty



Year	Engine		CHAMPION Iridium		Double Platinum		Platinum Power		Copper Plus		Gap
	VIN	Notes	Stk #	Plug Type	Stk #	Plug Type	Stk #	Plug Type	Stk #	Plug Type	
CHEVROLET (cont)											
C30											
5.7L V8, 350 CID											
1986-1985			---	---	---	---	3025	RV19PMC	25	RV17YC	.044
1984-1976			---	---	---	---	3018	RV17PMC4	18	RV15YC4	.044
1975	V		---	---	---	---	3025	RV19PMC	19	RV19YC	.044
	Y		---	---	---	---	3025	RV19PMC	25	RV17YC	.044
6.2L V8, 379 CID											
1986-1982		DIESEL	---	---	---	---	---	---	191 ¹	CH238	
6.6L V8, 400 CID											
1979-1976			---	---	---	---	3018	RV17PMC4	113	RV12C	.044
7.4L V8, 454 CID											
1986-1985			---	---	---	---	3025	RV19PMC	113	RV12C	.044
1984-1982			---	---	---	---	3018	RV17PMC4	113	RV12C	.044
1981			---	---	---	---	3018	RV17PMC4	113	RV12C	.036
1980	S		---	---	---	---	3018	RV17PMC4	18	RV15YC4	.044
	W		---	---	---	---	3018	RV17PMC4	113	RV12C	.036
1979-1978			---	---	---	---	3018	RV17PMC4	113	RV12C	.044
1977-1976			---	---	---	---	3018	RV17PMC4	18	RV15YC4	.044
1975			---	---	---	---	3025	RV19PMC	113	RV12C	.036
C30 PICKUP											
4.1L L6, 250 CID											
1974-1970			---	---	---	---	3025	RV19PMC	19	RV19YC	.036
1969-1967			---	---	7405	RN14PMP	3405	RN14PMC	405	RN14YC	.036
4.6L V8, 283 CID											
1967			---	---	---	---	---	---	14	RJ12YC	.036
4.8L L6, 292 CID											
1974		GAS	---	---	---	---	3018	RV17PMC4	113	RV12C	.036
		LPG	---	---	---	---	3018	RV17PMC4	113	RV12C	.036
1973-1972			---	---	---	---	3018	RV17PMC4	113	RV12C	.036
1971-1970			---	---	---	---	3025	RV19PMC	19	RV19YC	.036
1969-1967			---	---	7405	RN14PMP	3405	RN14PMC	405	RN14YC	.036
5.0L V8, 307 CID											
1973-1972			---	---	---	---	3018	RV17PMC4	113	RV12C	.036
1971			---	---	---	---	3025	RV19PMC	19	RV19YC	.036
1970-1969			---	---	---	---	---	---	58	RJ18YC	.036
1968			---	---	---	---	---	---	14	RJ12YC	.036
5.3L V8, 327 CID											
1969-1967			---	---	---	---	---	---	14	RJ12YC	.036
5.7L V8, 350 CID											
1974	V	GAS	---	---	---	---	---	---	113	RV12C	.036
	W	LPG	---	---	---	---	3018	RV17PMC4	113	RV12C	.036
	Y	GAS	---	---	---	---	3018	RV17PMC4	113	RV12C	.036
1973	Y	GAS	---	---	---	---	3018	RV17PMC4	113	RV12C	.036
			---	---	---	---	3018	RV17PMC4	113	RV12C	.036
1972	E		---	---	---	---	3018	RV17PMC4	113	RV12C	.036
			---	---	---	---	3018	RV17PMC4	113	RV12C	.036
1971	E	GAS	---	---	---	---	3025	RV19PMC	25	RV17YC	.036
			---	---	---	---	3025	RV19PMC	25	RV17YC	.036
1970-1969			---	---	---	---	---	---	14	RJ12YC	.036
6.5L V8, 396 CID											
1969-1968			---	---	7405	RN14PMP	3405	RN14PMC	405	RN14YC	.036
6.6L V8, 402 CID											
1972			---	---	---	---	3018	RV17PMC4	113	RV12C	.036
1971-1970			---	---	---	---	3025	RV19PMC	25	RV17YC	.036
7.4L V8, 454 CID											
1974	L		---	---	---	---	3018	RV17PMC4	113	RV12C	.036
	Z		---	---	---	---	3018	RV17PMC4	113	RV12C	.036
1973			---	---	---	---	3018	RV17PMC4	113	RV12C	.036
C3500											
5.7L V8, 350 CID											

¹Electrical overload voids warranty



Year	Engine		CHAMPION Iridium		Double Platinum		Platinum Power		Copper Plus		Gap
	VIN	Notes	Stk #	Plug Type	Stk #	Plug Type	Stk #	Plug Type	Stk #	Plug Type	
CHEVROLET (cont)											
C3500 (cont)											
5.7L V8, 350 CID (cont)											
2000			9404	RS14WYPB5	7940	RS14PYPB5	3013	RS14PYC6	13	RS14YC6	.060
1999-1997		CNG	9404	RS14WYPB5	7940	RS14PYPB5	3013	RS14PYC6	13	RS14YC6	.060
		GAS	9404	RS14WYPB5	7940	RS14PYPB5	3013	RS14PYC6	13	RS14YC6	.060
1996			9404	RS14WYPB5	7940	RS14PYPB5	3013	RS14PYC6	13	RS14YC6	.060
1995-1988			---	---	7018	RV17PMP4	3018	RV17PMC4	18	RV15YC4	.036
6.2L V8, 379 CID											
1993-1988		DIESEL	---	---	---	---	---	---	191¹	CH238	
6.5L V8, 395 CID											
2000-1992		DIESEL	---	---	---	---	---	---	191¹	CH238	
7.4L V8, 454 CID											
2000-1996			9405	RS12WMPB4	7983	RS14PMPB5	3983	RS14PMC5	13	RS14YC6	.060
1995-1988			---	---	---	---	3025	RV19PMC	25	RV17YC	.036
CAMARO											
2.5L L4, 151 CID											
1986-1984			---	---	7018	RV17PMP4	3018	RV17PMC4	406	RV12YC	.060
1983-1982			---	---	---	---	3018	RV17PMC4	79	RV15YC6	.060
2.8L V6, 173 CID											
1989-1988			---	---	7018	RV17PMP4	3018	RV17PMC4	406	RV12YC	.044
1987-1985			---	---	---	---	---	---	400	RV9YC	.044
1984-1982			---	---	7018	RV17PMP4	3018	RV17PMC4	406	RV12YC	.044
3.1L V6, 189 CID											
1992-1990			---	---	---	---	---	---	400	RV9YC	.044
3.4L V6, 207 CID											
1995-1993			---	---	---	---	---	---	400	RV9YC	.044
3.6L V6, 217 CID											
2015-2014			9901	RE10WYPB5	7004	RES9PYP4	3032	RE10PMC5	---	---	.040
2013-2010			9901	RE10WYPB5	7004	RES9PYP4	3032	RE10PMC5	---	---	.043
3.8L L6, 230 CID											
1970-1967			---	---	7332	RN10PYP4	3405	RN14PMC	404	RN12YC	.036
3.8L V6, 229 CID											
1981-1980	K		---	---	---	---	3018	RV17PMC4	18	RV15YC4	.044
3.8L V6, 231 CID											
2002-1996			9404	RS14WYPB5	7940	RS14PYPB5	3013	RS14PYC6	13	RS14YC6	.060
1995			9404	RS14WYPB5	7940	RS14PYPB5	3013	RS14PYC6	13	RS14YC6	.060
1981-1980	A		---	---	---	---	---	---	79	RV15YC6	.060
4.1L L6, 250 CID											
1979-1970			---	---	---	---	3018	RV17PMC4	18	RV15YC4	.036
1969-1967			---	---	7332	RN10PYP4	3405	RN14PMC	404	RN12YC	.036
4.4L V8, 267 CID											
1981-1980			---	---	---	---	3018	RV17PMC4	406	RV12YC	.044
4.6L V8, 283 CID											
1967			---	---	---	---	---	---	871	RJ8C	.036
4.9L V8, 302 CID											
1969-1967			---	---	---	---	---	---	871	RJ8C	.036
5.0L V8, 305 CID											
1992-1988			---	---	7018	RV17PMP4	3018	RV17PMC4	18	RV15YC4	.036
1987	F	FI	---	---	---	---	---	---	400	RV9YC	.036
	H	CARB	---	---	7018	RV17PMP4	---	---	---	---	.036
	H	CARB	---	---	---	---	3018	RV17PMC4	18	RV15YC4	.044
1986	F	FI	---	---	---	---	---	---	400	RV9YC	.036
	G	CARB	---	---	---	---	---	---	400	RV9YC	.036
	H	CARB	---	---	---	---	---	---	400	RV9YC	.044
1985	F	FI	---	---	7018	RV17PMP4	3018	RV17PMC4	400	RV9YC	.044
	G	CARB	---	---	---	---	---	---	406	RV12YC	.044
	H	CARB	---	---	---	---	---	---	18	RV15YC4	.044
1984-1976			---	---	---	---	3018	RV17PMC4	18	RV15YC4	.044
5.0L V8, 307 CID											
1973-1972			---	---	---	---	3018	RV17PMC4	113	RV12C	.036

¹Electrical overload voids warranty



Year	Engine VIN	Notes	CHAMPION Iridium		Double Platinum		Platinum Power		Copper Plus		Gap
			Stk #	Plug Type	Stk #	Plug Type	Stk #	Plug Type	Stk #	Plug Type	
CHEVROLET (cont)											
CAMARO (cont)											
5.0L V8, 307 CID (cont)											
1971			---	---	---	---	3018	RV17PMC4	18	RV15YC4	.036
1970-1968			---	---	---	---	---	---	63	RJ14YC	.036
5.3L V8, 327 CID											
1969-1967		275 HP AND LESS	---	---	---	---	---	---	14	RJ12YC	.036
		300 HP AND MORE	---	---	---	---	---	---	871	RJ8C	.036
5.7L V8, 350 CID											
2002-1999			9405	RS12WMPB4	---	---	---	---	---	---	.040
			---	---	7983	RS14PMPB5	3983	RS14PMCB5	13	RS14YC6	.060
1998			9405	RS12WMPB4	---	---	---	---	---	---	.040
			---	---	---	---	---	---	408	RS14YC	.050
			---	---	7983	RS14PMPB5	3983	RS14PMCB5	---	---	.060
1997			9404	RS14WYPB5	7983	RS14PMPB5	3983	RS14PMCB5	408	RS14YC	.050
1996-1993			9404	RS14WYPB5	7983	RS14PMPB5	3983	RS14PMCB5	408	RS14YC	.050
1992-1989		Cast Iron Heads	---	---	---	---	3018	RV17PMC4	18	RV15YC4	.036
1988-1987		Aluminum Heads	9201	RC12WYPB4	7071	RC12PYP	3071	RC12PYC	431	RC14YC	.036
1981-1976			---	---	---	---	3018	RV17PMC4	18	RV15YC4	.044
1975			---	---	---	---	3018	RV17PMC4	35	RV12C6	.060
1974-1972			---	---	---	---	3018	RV17PMC4	113	RV12C	.036
1971			---	---	---	---	3018	RV17PMC4	18	RV15YC4	.036
1970-1967			---	---	---	---	---	---	14	RJ12YC	.036
6.2L V8, 376 CID											
2014-2012		Nat. Asp.	9405	RS12WMPB4	---	---	---	---	401	RS12YC	.040
2011-2010			9405	RS12WMPB4	---	---	---	---	401	RS12YC	.040
6.5L V8, 396 CID											
1970			---	---	7332	RN10PYP4	3405	RN14PMC	404	RN12YC	.036
1969-1967		325 HP OR LESS	9007	RN10WYPB5	7332	RN10PYP4	---	---	404	RN12YC	.036
		350 HP OR MORE	---	---	7415	RN9PYP	3415	RN9PYC	415	RN9YC	.036
6.6L V8, 402 CID											
1972			---	---	---	---	---	---	113	RV12C	.036
1971			---	---	---	---	---	---	406	RV12YC	.036
1970		350 HP	---	---	---	---	---	---	113	RV12C	.036
		375 HP	---	---	---	---	---	---	121	RV8C	.036
7.0L V8, 427 CID											
1969			---	---	7415	RN9PYP	3415	RN9PYC	415	RN9YC	.036
CAPRICE											
3.6L V6, 217 CID											
2015-2014			9901	RE10WYPB5	7004	RES9PYP4	3032	RE10PMC5	---	---	.038
2013-2012			9901	RE10WYPB5	7004	RES9PYP4	3032	RE10PMC5	---	---	.043
3.8L V6, 229 CID											
1984-1980			---	---	---	---	3018	RV17PMC4	18	RV15YC4	.044
3.8L V6, 231 CID											
1985			---	---	---	---	3025	RV19PMC	37	RV17YC6	.060
1984-1982			---	---	---	---	3018	RV17PMC4	79	RV15YC6	.060
1981-1980			---	---	---	---	---	---	79	RV15YC6	.060
4.1L L6, 250 CID											
1979-1977			---	---	---	---	3018	RV17PMC4	18	RV15YC4	.036
1974-1970			---	---	---	---	3018	RV17PMC4	25	RV17YC	.036
1969-1967			---	---	7405	RN14PMP	3405	RN14PMC	405	RN14YC	.036
4.3L V6, 262 CID											
1993-1992			---	---	7018	RV17PMP4	3018	RV17PMC4	18	RV15YC4	.036
1990			---	---	---	---	3025	RV19PMC	19	RV19YC	.036
1989			---	---	---	---	3025	RV19PMC	25	RV17YC	.036
1988-1985			---	---	---	---	3025	RV19PMC	19	RV19YC	.036
4.3L V8, 265 CID											
1996-1994			9404	RS14WYPB5	7940	RS14PYPB5	3013	RS14PYC6	13	RS14YC6	.050
4.4L V8, 267 CID											
1982-1980			---	---	---	---	3018	RV17PMC4	18	RV15YC4	.044



Year	Engine	Notes	CHAMPION Iridium		Double Platinum		Platinum Power		Copper Plus		Gap
	VIN		Stk #	Plug Type	Stk #	Plug Type	Stk #	Plug Type	Stk #	Plug Type	
CHEVROLET (cont)											
CAPRICE											
4.6L V8, 283 CID											
1967			---	---	---	---	---	---	14	RJ12YC	.036
5.0L V8, 305 CID											
1993-1992			---	---	---	---	3025	RV19PMC	25	RV17YC	.036
1991-1989			---	---	---	---	3025	RV19PMC	19	RV19YC	.036
1988-1985			---	---	---	---	3025	RV19PMC	19	RV19YC	.044
1984-1977			---	---	---	---	3018	RV17PMC4	18	RV15YC4	.044
5.0L V8, 307 CID											
1990			---	---	---	---	3025	RV19PMC	19	RV19YC	.036
1989-1986			9201	RC12WYPB4	7071	RC12PYP	3071	RC12PYC	89	RC12YC5	.060
1973-1972			---	---	---	---	3018	RV17PMC4	113	RV12C	.036
1971			---	---	---	---	3025	RV19PMC	19	RV19YC	.036
1970-1968			---	---	---	---	---	---	58	RJ18YC	.036
5.3L V8, 327 CID											
1967			---	---	---	---	---	---	14	RJ12YC	.036
5.4L V8, 327 CID											
1969-1968			---	---	---	---	---	---	14	RJ12YC	.036
5.7L V8, 350 CID											
1996-1994			9404	RS14WYPB5	7940	RS14PYPB5	3013	RS14PYC6	13	RS14YC6	.050
1993-1989			---	---	7018	RV17PMP4	3018	RV17PMC4	18	RV15YC4	.036
1988-1987			---	---	---	---	3025	RV19PMC	25	RV17YC	.036
1986			---	---	---	---	3025	RV19PMC	25	RV17YC	.044
1985		DIESEL	---	---	---	---	---	---	147 ¹	CH182	
		GAS	---	---	---	---	3025	RV19PMC	25	RV17YC	.044
1984		DIESEL	---	---	---	---	---	---	147 ¹	CH182	
1983-1981		DIESEL	---	---	---	---	---	---	180 ¹	CH80	
1980		DIESEL	---	---	---	---	---	---	180 ¹	CH80	
		GAS	---	---	---	---	3018	RV17PMC4	18	RV15YC4	.044
1979-1976			---	---	---	---	3018	RV17PMC4	18	RV15YC4	.044
1975			---	---	---	---	3018	RV17PMC4	35	RV12C6	.060
1974-1972			---	---	---	---	3018	RV17PMC4	113	RV12C	.036
1971			---	---	---	---	3018	RV17PMC4	18	RV15YC4	.036
1970-1969			---	---	---	---	---	---	14	RJ12YC	.036
6.0L V8, 364 CID											
2014-2011			9405	RS12WMPB4	---	---	---	---	408	RS14YC	.040
6.5L V8, 396 CID											
1969-1967			---	---	7405	RN14PMP	3405	RN14PMC	405	RN14YC	.036
6.6L V8, 400 CID											
1976			---	---	---	---	3018	RV17PMC4	18	RV15YC4	.044
1975			---	---	---	---	---	---	17	RV19YC6	.060
1974-1972			---	---	---	---	3018	RV17PMC4	113	RV12C	.036
1971			---	---	---	---	3025	RV19PMC	19	RV19YC	.036
1970			---	---	---	---	---	---	14	RJ12YC	.036
6.6L V8, 402 CID											
1972			---	---	---	---	3018	RV17PMC4	113	RV12C	.036
1971-1970			---	---	---	---	3025	RV19PMC	25	RV17YC	.036
7.0L V8, 427 CID											
1969-1967			---	---	7405	RN14PMP	3405	RN14PMC	405	RN14YC	.036
7.4L V8, 454 CID											
1976			---	---	---	---	3018	RV17PMC4	18	RV15YC4	.044
1975			---	---	---	---	3025	RV19PMC	25	RV17YC	.036
1974-1972			---	---	---	---	3018	RV17PMC4	113	RV12C	.036
1971-1970			---	---	---	---	3025	RV19PMC	25	RV17YC	.036
CAPTIVA SPORT											
2.4L L4, 145 CID											
2015-2012	K		9300	RES12WYPB4	---	---	---	---	---	---	.035
3.0L V6, 182 CID											
2012			9901	RE10WYPB5	7004	RES9PYP4	3032	RE10PMC5	---	---	.043

¹Electrical overload voids warranty



Year	Engine VIN	Notes	CHAMPION Iridium		Double Platinum		Platinum Power		Copper Plus		Gap
			Stk #	Plug Type	Stk #	Plug Type	Stk #	Plug Type	Stk #	Plug Type	
CHEVROLET (cont)											
CAVALIER											
1.8L L4, 112 CID											
1982			---	---	---	---	---	---	406	RV12YC	.036
2.0L L4, 122 CID											
1989-1987			9402	RS14WLPB6	7015	RS14PMP4	3015	RS14PMC4	15	RS15LYC	.036
1986-1983			---	---	---	---	---	---	406	RV12YC	.036
2.2L L4, 134 CID											
2005			9300	RES12WYPB4	7981	RE14PYPB4	3570	RE14PMC	570	RE14MCC4	.042
2004-2003	6	BI-FUEL	9300	RES12WYPB4	7981	RE14PYPB4	3570	RE14PMC	570	RE14MCC4	.052
	F	GAS	9300	RES12WYPB4	7981	RE14PYPB4	3570	RE14PMC	570	RE14MCC4	.042
2002	4		9404	RS14WYPB5	7963	RS12PYPB5	3408	RS10PYC	408	RS14YC	.040
	F		9300	RES12WYPB4	7981	RE14PYPB4	3570	RE14PMC	570	RE14MCC4	.042
2001-2000			9404	RS14WYPB5	7963	RS12PYPB5	3408	RS10PYC	408	RS14YC	.040
1999			9404	RS14WYPB5	7963	RS12PYPB5	3408	RS10PYC	408	RS14YC	.050
1998			9404	RS14WYPB5	7940	RS14PYPB5	3013	RS14PYC6	13	RS14YC6	.050
1997-1995			9402	RS14WLPB6	7020	RS12PLP	3015	RS14PMC4	20	RS13LYC5	.060
1994			9402	RS14WLPB6	7020	RS12PLP	3015	RS14PMC4	20	RS13LYC5	.060
1993-1992			9402	RS14WLPB6	7020	RS12PLP	3015	RS14PMC4	20	RS13LYC5	.044
1991-1990			9402	RS14WLPB6	7015	RS14PMP4	3015	RS14PMC4	15	RS15LYC	.036
2.3L L4, 138 CID											
1995			9404	RS14WYPB5	7940	RS14PYPB5	3013	RS14PYC6	13	RS14YC6	.060
2.4L L4, 146 CID											
2002-1998			9405	RS12WMPB4	7963	RS12PYPB5	3983	RS14PMCB5	401	RS12YC	.050
1997-1996			9404	RS14WYPB5	7963	RS12PYPB5	3983	RS14PMCB5	401	RS12YC	.060
2.8L V6, 173 CID											
1989-1987			9402	RS14WLPB6	7015	RS14PMP4	3015	RS14PMC4	15	RS15LYC	.044
1986-1985			---	---	7018	RV17PMP4	3018	RV17PMC4	18	RV15YC4	.044
3.1L V6, 189 CID											
1994-1990			9402	RS14WLPB6	7015	RS14PMP4	3015	RS14PMC4	15	RS15LYC	.044
CELEBRITY											
2.5L L4, 151 CID											
1990-1984			---	---	7018	RV17PMP4	3018	RV17PMC4	79	RV15YC6	.060
1983-1982			---	---	---	---	3025	RV19PMC	37	RV17YC6	.060
2.8L V6, 173 CID											
1989-1987			9402	RS14WLPB6	7015	RS14PMP4	3015	RS14PMC4	15	RS15LYC	.044
1986-1985			---	---	7018	RV17PMP4	3018	RV17PMC4	18	RV15YC4	.044
1984	X		---	---	7018	RV17PMP4	3018	RV17PMC4	18	RV15YC4	.044
	Z		---	---	---	---	---	---	406	RV12YC	.044
1983-1982			---	---	7018	RV17PMP4	3018	RV17PMC4	18	RV15YC4	.044
3.1L V6, 189 CID											
1990			9402	RS14WLPB6	7015	RS14PMP4	3015	RS14PMC4	15	RS15LYC	.044
4.3L V6, 260 CID											
1985-1984		DIESEL	---	---	---	---	---	---	147 ¹	CH182	
1983-1982		DIESEL	---	---	---	---	---	---	180 ¹	CH80	
CHEVELLE											
3.8L L6, 230 CID											
1969-1967			---	---	7405	RN14PMP	3405	RN14PMC	405	RN14YC	.036
4.1L L6, 250 CID											
1973-1970			---	---	---	---	3025	RV19PMC	19	RV19YC	.036
1969-1967			---	---	7405	RN14PMP	3405	RN14PMC	405	RN14YC	.036
4.6L V8, 283 CID											
1967			---	---	---	---	---	---	14	RJ12YC	.036
5.0L V8, 307 CID											
1973			---	---	---	---	3018	RV17PMC4	113	RV12C	.036
1972			---	---	---	---	3025	RV19PMC	113	RV12C	.036
1971			---	---	---	---	3025	RV19PMC	19	RV19YC	.036
1970-1969			---	---	---	---	---	---	58	RJ18YC	.036
1968			---	---	---	---	---	---	14	RJ12YC	.036
5.4L V8, 327 CID											
1968-1967			---	---	---	---	---	---	14	RJ12YC	.036

¹Electrical overload voids warranty



Year	Engine	Notes	CHAMPION Iridium		Double Platinum		Platinum Power		Copper Plus		Gap
	VIN		Stk #	Plug Type	Stk #	Plug Type	Stk #	Plug Type	Stk #	Plug Type	
CHEVROLET (cont)											
CHEVELLE											
5.7L V8, 350 CID											
1973-1972			---	---	---	---	3018	RV17PMC4	113	RV12C	.036
1971			---	---	---	---	3018	RV17PMC4	18	RV15YC4	.036
1970-1968			---	---	---	---	---	---	14	RJ12YC	.036
6.5L V8, 396 CID											
1970-1967			---	---	7405	RN14PMP	3405	RN14PMC	322	RN11YC4	.036
6.6L V8, 400 CID											
1973-1972			---	---	---	---	3018	RV17PMC4	113	RV12C	.036
1971			---	---	---	---	3018	RV17PMC4	406	RV12YC	.036
1970			---	---	---	---	---	---	14	RJ12YC	.036
6.6L V8, 402 CID											
1972			---	---	---	---	3018	RV17PMC4	113	RV12C	.036
1971-1970			---	---	---	---	3018	RV17PMC4	406	RV12YC	.036
7.4L V8, 454 CID											
1973			---	---	---	---	3018	RV17PMC4	113	RV12C	.036
1972			---	---	---	---	3025	RV19PMC	113	RV12C	.036
1971-1970		Gasket Seat Heads	---	---	7405	RN14PMP	3405	RN14PMC	405	RN14YC	.036
		Tapered Seat Heads	---	---	7018	RV17PMP4	3018	RV17PMC4	18	RV15YC4	.036
CHEVETTE											
1.4L L4, 85 CID											
1977-1976			---	---	7018	RV17PMP4	3018	RV17PMC4	18	RV15YC4	.036
1.6L L4, 98 CID											
1987-1979			---	---	---	---	---	---	406	RV12YC	.036
1978-1976			---	---	7018	RV17PMP4	3018	RV17PMC4	18	RV15YC4	.036
CHEVY II											
2.5L L4, 153 CID											
1968-1967			---	---	7405	RN14PMP	3405	RN14PMC	404	RN12YC	.036
3.2L L6, 194 CID											
1967			---	---	7405	RN14PMP	3405	RN14PMC	404	RN12YC	.036
3.8L L6, 230 CID											
1968			---	---	7405	RN14PMP	3405	RN14PMC	405	RN14YC	.036
4.1L L6, 250 CID											
1968-1967			---	---	7405	RN14PMP	3405	RN14PMC	405	RN14YC	.036
4.6L V8, 283 CID											
1967			---	---	---	---	---	---	14	RJ12YC	.036
5.0L V8, 307 CID											
1968			---	---	---	---	---	---	14	RJ12YC	.036
5.3L V8, 327 CID											
1968-1967			---	---	---	---	---	---	14	RJ12YC	.036
5.7L V8, 350 CID											
1968			---	---	---	---	---	---	14	RJ12YC	.036
6.5L V8, 396 CID											
1968			---	---	7405	RN14PMP	3405	RN14PMC	405	RN14YC	.036
CITATION											
2.5L L4, 151 CID											
1983-1980			---	---	---	---	3025	RV19PMC	37	RV17YC6	.060
2.8L V6, 173 CID											
1983-1982	X		---	---	7018	RV17PMP4	3018	RV17PMC4	18	RV15YC4	.044
	Z		---	---	---	---	---	---	406	RV12YC	.044
1981-1980			---	---	7018	RV17PMP4	3018	RV17PMC4	18	RV15YC4	.044
CITATION II											
2.5L L4, 151 CID											
1985-1984			---	---	7018	RV17PMP4	3018	RV17PMC4	79	RV15YC6	.060
2.8L V6, 173 CID											
1985			---	---	7018	RV17PMP4	3018	RV17PMC4	18	RV15YC4	.044
1984	X		---	---	7018	RV17PMP4	3018	RV17PMC4	18	RV15YC4	.044
	Z		---	---	---	---	---	---	406	RV12YC	.044



Year	Engine VIN	Notes	CHAMPION Iridium		Double Platinum		Platinum Power		Copper Plus		Gap
			Stk #	Plug Type	Stk #	Plug Type	Stk #	Plug Type	Stk #	Plug Type	
CHEVROLET (cont)											
CLASSIC											
2.2L L4, 134 CID											
2005-2004			9300	RES12WYPB4	7981	RE14PYPB4	---	---	---	---	.044
COBALT											
2.0L L4, 122 CID											
2010-2008			9300	RES12WYPB4	---	---	---	---	---	---	.035
2007			9802	RC8WYPB4	7545	RC8PYPB4	---	---	434	RC9MC4	.039
2006			9802	RC8WYPB4	7545	RC8PYPB4	---	---	434	RC9MC4	.040
2005			9802	RC8WYPB4	7545	RC8PYPB4	---	---	434	RC9MC4	.042
2.2L L4, 134 CID											
2010-2007			9901	RE10WYPB5	7437	RES11PYP5	3132	RE10PM5	---	---	.040
2006			9901	RE10WYPB5	7437	RES11PYP5	3132	RE10PM5	---	---	.042
2005			9901	RE10WYPB5	7437	RES11PYP5	3132	RE10PM5	---	---	.040
2.4L L4, 145 CID											
2008-2007			9901	RE10WYPB5	7437	RES11PYP5	3132	RE10PM5	---	---	.040
2006			9901	RE10WYPB5	7437	RES11PYP5	3132	RE10PM5	---	---	.042
COLORADO											
2.8L L4, 169 CID											
2006-2004			9901	RE10WYPB5	7437	RES11PYP5	3032	RE10PMC5	---	---	.040
2.9L L4, 178 CID											
2012-2007			9901	RE10WYPB5	7437	RES11PYP5	3032	RE10PMC5	---	---	.044
3.5L L5, 211 CID											
2006-2004			9901	RE10WYPB5	7437	RES11PYP5	3032	RE10PMC5	---	---	.044
3.7L L5, 223 CID											
2012-2007			9901	RE10WYPB5	7437	RES11PYP5	3032	RE10PMC5	---	---	.044
5.3L V8, 325 CID											
2012-2009			9405	RS12WMPB4	---	---	---	---	401	RS12YC	.040
COMMERCIAL CHASSIS											
4.3L V6, 262 CID											
1992			---	---	7018	RV17PMP4	3018	RV17PMC4	18	RV15YC4	.036
5.0L V8, 305 CID											
1992-1991			---	---	---	---	3025	RV19PMC	19	RV19YC	.036
CORSICA											
2.0L L4, 122 CID											
1989-1987			9402	RS14WLPB6	7015	RS14PMP4	3015	RS14PMC4	15	RS15LYC	.036
2.2L L4, 134 CID											
1996-1995			9402	RS14WLPB6	7020	RS12PLP	3015	RS14PMC4	20	RS13LYC5	.060
1994			9402	RS14WLPB6	7020	RS12PLP	3015	RS14PMC4	20	RS13LYC5	.060
1993-1992			9402	RS14WLPB6	7020	RS12PLP	3015	RS14PMC4	20	RS13LYC5	.044
1991-1990			9402	RS14WLPB6	7015	RS14PMP4	3015	RS14PMC4	15	RS15LYC	.036
2.8L V6, 173 CID											
1989-1987			9402	RS14WLPB6	7015	RS14PMP4	3015	RS14PMC4	15	RS15LYC	.044
3.1L V6, 189 CID											
1996			9404	RS14WYPB5	7940	RS14PYPB5	3013	RS14PYC6	13	RS14YC6	.060
1995-1994			9402	RS14WLPB6	7015	RS14PMP4	3015	RS14PMC4	15	RS15LYC	.060
1993-1990			9402	RS14WLPB6	7015	RS14PMP4	3015	RS14PMC4	15	RS15LYC	.044
CORVAIR											
2.7L H6, 164 CID											
1969			---	---	---	---	---	---	929	RL95YC	.024
			---	---	---	---	---	---	929	RL95YC	.036
1968-1967			---	---	---	---	---	---	929	RL95YC	.036
CORVETTE											
5.0L V8, 305 CID											
1980			---	---	---	---	3018	RV17PMC4	18	RV15YC4	.044
5.3L V8, 327 CID											
1968-1967		275 HP OR LESS	---	---	---	---	---	---	63	RJ14YC	.036
		300 HP OR MORE	---	---	---	---	---	---	592	RJ12C	.036



Year	Engine	Notes	Iridium		Double Platinum		Platinum Power		Copper Plus		Gap
	VIN		Stk #	Plug Type	Stk #	Plug Type	Stk #	Plug Type	Stk #	Plug Type	
CHEVROLET (cont)											
CORVETTE											
5.7L V8, 350 CID											
2004			9405	RS12WMPB4	7020	RS12PLP	---	---	401	RS12YC	.040
2003-1997			9405	RS12WMPB4	---	---	---	---	---	---	.040
			---	---	7020	RS12PLP	---	---	401	RS12YC	.060
1996	5		9405	RS12WMPB4	7983	RS14PMPB5	3983	RS14PMPB5	401	RS12YC	.050
	P		9204	RS12WYPB4	7940	RS14PYPB5	3013	RS14PYPB5	401	RS12YC	.050
1995-1994	J	32 Valve	9001	RC10WYPB4	7546	RC10PYPB4	3344	RC9PYC	430	RC9YC4	.050
	P	16 Valve	9404	RS14WYPB5	7940	RS14PYPB5	3013	RS14PYPB5	13	RS14YC6	.050
1993	J	32 Valve	9001	RC10WYPB4	7546	RC10PYPB4	3344	RC9PYC	344	RC9YC	.036
	P	16 Valve	9404	RS14WYPB5	7940	RS14PYPB5	3013	RS14PYPB5	13	RS14YC6	.050
1992	J	32 Valve	9001	RC10WYPB4	7546	RC10PYPB4	3344	RC9PYC	344	RC9YC	.036
	P	16 Valve	9404	RS14WYPB5	7940	RS14PYPB5	3013	RS14PYPB5	13	RS14YC6	.060
1991	8	16 Valve; Cast Iron Heads	---	---	---	---	3025	RV19PMC	25	RV17YC	.036
	J	32 Valve	9001	RC10WYPB4	7546	RC10PYPB4	3344	RC9PYC	344	RC9YC	.036
1990	8	16 Valve; Aluminum Heads	9201	RC12WYPB4	7071	RC12PYP	3071	RC12PYC	431	RC14YC	.036
	J	32 Valve	9001	RC10WYPB4	7546	RC10PYPB4	3344	RC9PYC	344	RC9YC	.036
1989		Cast Iron Heads	---	---	---	---	3025	RV19PMC	25	RV17YC	.036
1988-1987		Aluminum Heads	9201	RC12WYPB4	7071	RC12PYP	3071	RC12PYC	431	RC14YC	.036
1986		Cast Iron Heads	---	---	---	---	3025	RV19PMC	25	RV17YC	.036
1985			---	---	---	---	3025	RV19PMC	25	RV17YC	.044
1984			---	---	---	---	3018	RV17PMC4	18	RV15YC4	.044
1982-1979			---	---	---	---	3018	RV17PMC4	18	RV15YC4	.044
1978			---	---	---	---	3018	RV17PMC4	406	RV12YC	.044
1977-1976			---	---	---	---	3018	RV17PMC4	18	RV15YC4	.044
1975			---	---	---	---	3018	RV17PMC4	35	RV12C6	.060
1974-1972			---	---	---	---	3018	RV17PMC4	113	RV12C	.036
1971			---	---	---	---	3018	RV17PMC4	18	RV15YC4	.036
1970-1969			---	---	---	---	---	---	592	RJ12C	.036
6.0L V8, 364 CID											
2007-2005			9405	RS12WMPB4	---	---	---	---	408	RS14YC	.040
6.2L V8, 376 CID											
2015		Nat. Asp.	9204	RS12WYPB4	---	---	3401	RS10PYC4	401	RS12YC	.040
		Supercharged	---	---	7304	RS9PYP4	---	---	304	RS9YC	.040
2014			9204	RS12WYPB4	---	---	---	---	401	RS12YC	.040
2013-2009		Nat. Asp.	9204	RS12WYPB4	---	---	---	---	401	RS12YC	.040
		Supercharged	---	---	7304	RS9PYP4	3401	RS10PYC4	304	RS9YC	.040
2008			9204	RS12WYPB4	---	---	---	---	401	RS12YC	.040
7.0L V8, 427 CID											
2013-2006			---	---	7304	RS9PYP4	3401	RS10PYC4	304	RS9YC	.040
1969-1967			---	---	7405	RN14PMP	3405	RN14PMC	405	RN14YC	.036
7.4L V8, 454 CID											
1974-1973			---	---	---	---	3018	RV17PMC4	113	RV12C	.036
1972			---	---	---	---	3025	RV19PMC	113	RV12C	.036
1971-1970			---	---	---	---	3025	RV19PMC	25	RV17YC	.036
CRUZE											
1.4L L4, 83 CID											
2015-2013			9801	RC8WYPB3	---	---	---	---	337	RC8YC	.028
2012-2011			9801	RC8WYPB3	7344	RC9PYP	3344	RC9PYC	344	RC9YC	.028
1.8L L4, 110 CID											
2015-2013			9801	RC8WYPB3	7344	RC9PYP	---	---	337	RC8YC	.028
2012-2011			9801	RC8WYPB3	---	---	3344	RC9PYC	---	---	.028
			---	---	---	---	---	---	344	RC9YC	.032
EL CAMINO											
3.3L V6, 200 CID											
1979-1978			---	---	---	---	3025	RV19PMC	19	RV19YC	.044
3.8L L6, 230 CID											
1969-1967			---	---	7405	RN14PMP	3405	RN14PMC	405	RN14YC	.036



Year	Engine VIN	Notes	CHAMPION Iridium		Double Platinum		Platinum Power		Copper Plus		Gap
			Stk #	Plug Type	Stk #	Plug Type	Stk #	Plug Type	Stk #	Plug Type	
CHEVROLET (cont)											
EL CAMINO											
3.8L V6, 229 CID											
1984-1980			---	---	---	---	3018	RV17PMC4	18	RV15YC4	.044
3.8L V6, 231 CID											
1984-1982			---	---	---	---	3018	RV17PMC4	79	RV15YC6	.060
1981-1980			---	---	---	---	---	---	79	RV15YC6	.060
1979	2		---	---	---	---	3018	RV17PMC4	79	RV15YC6	.060
	A		---	---	---	---	---	---	79	RV15YC6	.060
1978			---	---	---	---	---	---	79	RV15YC6	.060
4.1L L6, 250 CID											
1977			---	---	---	---	3025	RV19PMC	18	RV15YC4	.036
1976			---	---	---	---	3018	RV17PMC4	18	RV15YC4	.036
1975-1970			---	---	---	---	3025	RV19PMC	19	RV19YC	.036
1969-1967			---	---	7405	RN14PMP	3405	RN14PMC	405	RN14YC	.036
4.3L V6, 262 CID											
1987			---	---	---	---	3025	RV19PMC	19	RV19YC	.036
1986-1985			---	---	---	---	3025	RV19PMC	25	RV17YC	.036
4.4L V8, 267 CID											
1982-1979			---	---	---	---	3018	RV17PMC4	18	RV15YC4	.044
4.6L V8, 283 CID											
1967			---	---	---	---	---	---	14	RJ12YC	.036
5.0L V8, 305 CID											
1987			---	---	---	---	3025	RV19PMC	19	RV19YC	.044
1986			---	---	---	---	3025	RV19PMC	25	RV17YC	.044
1985			---	---	---	---	3025	RV19PMC	19	RV19YC	.044
1984-1978			---	---	---	---	3018	RV17PMC4	18	RV15YC4	.044
1977			---	---	---	---	3025	RV19PMC	18	RV15YC4	.044
1976			---	---	---	---	3018	RV17PMC4	18	RV15YC4	.044
5.0L V8, 307 CID											
1973-1972			---	---	---	---	3018	RV17PMC4	113	RV12C	.036
1971			---	---	---	---	3025	RV19PMC	19	RV19YC	.036
1970-1969			---	---	---	---	---	---	58	RJ18YC	.036
1968			---	---	---	---	---	---	14	RJ12YC	.036
5.3L V8, 327 CID											
1969			---	---	---	---	---	---	14	RJ12YC	.036
1967			---	---	---	---	---	---	14	RJ12YC	.036
5.4L V8, 327 CID											
1968			---	---	---	---	---	---	14	RJ12YC	.036
5.7L V8, 350 CID											
1984		DIESEL	---	---	---	---	---	---	147 ¹	CH182	
1983		DIESEL	---	---	---	---	---	---	180 ¹	CH80	
1979-1978			---	---	---	---	3018	RV17PMC4	18	RV15YC4	.044
1977			---	---	---	---	3025	RV19PMC	18	RV15YC4	.044
1976			---	---	---	---	3018	RV17PMC4	18	RV15YC4	.044
1975		LD	---	---	---	---	---	---	113	RV12C	.036
		R55TX	---	---	---	---	---	---	35	RV12C6	.060
			---	---	---	---	3018	RV17PMC4	---	---	.060
1974-1972			---	---	---	---	3018	RV17PMC4	113	RV12C	.036
1971		215 HP	---	---	---	---	---	---	113	RV12C	.036
		250 HP	---	---	---	---	---	---	18	RV15YC4	.036
			---	---	---	---	3018	RV17PMC4	---	---	.036
1970-1968			---	---	---	---	---	---	14	RJ12YC	.036
6.5L V8, 396 CID											
1970-1967			---	---	7405	RN14PMP	3405	RN14PMC	405	RN14YC	.036
6.6L V8, 400 CID											
1976			---	---	---	---	3018	RV17PMC4	18	RV15YC4	.044
1975			---	---	---	---	---	---	17	RV19YC6	.060
1974			---	---	---	---	3018	RV17PMC4	18	RV15YC4	.036
1973-1972			---	---	---	---	3018	RV17PMC4	113	RV12C	.036
1971			---	---	---	---	3025	RV19PMC	19	RV19YC	.036
1970			---	---	---	---	---	---	14	RJ12YC	.036

¹Electrical overload voids warranty



Year	Engine	Notes	CHAMPION	Iridium		Double Platinum		Platinum Power		Copper Plus		Gap
	VIN		Stk #	Plug Type	Stk #	Plug Type	Stk #	Plug Type	Stk #	Plug Type		
CHEVROLET (cont)												
EL CAMINO												
6.6L V8, 402 CID												
1972			---	---	---	---	---	3018	RV17PMC4	113	RV12C	.036
1971-1970			---	---	---	---	---	3025	RV19PMC	25	RV17YC	.036
7.4L V8, 454 CID												
1975			---	---	---	---	---	3025	RV19PMC	25	RV17YC	.036
1974-1972			---	---	---	---	---	3018	RV17PMC4	113	RV12C	.036
1971-1970			---	---	7018	RV17PMP4	3018	RV17PMC4	18	RV15YC4	.036	
EPICA												
2.5L L6, 2492cc												
2006-2005			9201	RC12WYPB4	7071	RC12PYP	3071	RC12PYC	71	RC12YC	.044	
2004			9201	RC12WYPB4	7071	RC12PYP	3071	RC12PYC	71	RC12YC	.044	
EQUINOX												
2.4L L4, 145 CID												
2015-2014			9300	RES12WYPB4	---	---	---	---	---	---	.032	
2013-2010			9300	RES12WYPB4	---	---	---	---	---	---	.035	
3.0L V6, 182 CID												
2012-2010			9901	RE10WYPB5	7004	RES9PYP4	3032	RE10PMC5	---	---	.043	
3.4L V6, 207 CID												
2009-2005			9404	RS14WYPB5	7940	RS14PYPB5	3013	RS14PYC6	13	RS14YC6	.060	
3.6L V6, 217 CID												
2015-2014			9901	RE10WYPB5	7437	RES11PYP5	3032	RE10PMC5	---	---	.040	
2013			9901	RE10WYPB5	7437	RES11PYP5	3032	RE10PMC5	---	---	.043	
2009-2008			9300	RES12WYPB4	7437	RES11PYP5	3032	RE10PMC5	---	---	.044	
ESTATE												
4.1L L6, 250 CID												
1970			---	---	---	---	---	---	19	RV19YC	.036	
1969			---	---	7405	RN14PMP	3405	RN14PMC	405	RN14YC	.036	
5.0L V8, 307 CID												
1970-1969			---	---	---	---	---	---	58	RJ18YC	.036	
5.3L V8, 327 CID												
1969			---	---	---	---	---	---	14	RJ12YC	.036	
5.7L V8, 350 CID												
1970-1969			---	---	---	---	---	---	14	RJ12YC	.036	
6.5L V8, 396 CID												
1969			---	---	7405	RN14PMP	3405	RN14PMC	405	RN14YC	.036	
6.6L V8, 400 CID												
1970			---	---	---	---	---	---	14	RJ12YC	.036	
6.6L V8, 402 CID												
1970			---	---	---	---	---	3025	RV19PMC	25	RV17YC	.036
7.0L V8, 427 CID												
1969			---	---	7405	RN14PMP	3405	RN14PMC	405	RN14YC	.036	
7.4L V8, 454 CID												
1970			---	---	---	---	---	3025	RV19PMC	25	RV17YC	.036
EXPRESS 1500												
4.3L V6, 262 CID												
2014-2010			9404	RS14WYPB5	7940	RS14PYPB5	3013	RS14PYC6	13	RS14YC6	.050	
2009-1996			9404	RS14WYPB5	7940	RS14PYPB5	3013	RS14PYC6	13	RS14YC6	.060	
5.0L V8, 305 CID												
2002-1996			9404	RS14WYPB5	7401	RS12PYP	3013	RS14PYC6	401	RS12YC	.060	
5.3L V8, 323 CID												
2005-2003			9405	RS12WMPB4	---	---	---	---	401	RS12YC	.040	
5.3L V8, 325 CID												
2014-2006			9405	RS12WMPB4	---	---	---	---	401	RS12YC	.040	
5.7L V8, 350 CID												
2002-1996			9404	RS14WYPB5	7940	RS14PYPB5	3013	RS14PYC6	13	RS14YC6	.060	
EXPRESS 2500												
4.3L V6, 262 CID												
2005-1996			9404	RS14WYPB5	7940	RS14PYPB5	3013	RS14PYC6	13	RS14YC6	.060	



Year	Engine VIN	Notes	Iridium		Double Platinum		Platinum Power		Copper Plus		Gap
			Stk #	Plug Type	Stk #	Plug Type	Stk #	Plug Type	Stk #	Plug Type	
CHEVROLET (cont)											
EXPRESS 2500											
4.8L V8, 294 CID											
2014-2003			9405	RS12WMPB4	---	---	---	---	401	RS12YC	.040
5.0L V8, 305 CID											
2002-1996			9404	RS14WYPB5	7401	RS12PYP	3013	RS14PYC6	401	RS12YC	.060
5.3L V8, 323 CID											
2005-2003			9405	RS12WMPB4	---	---	---	---	401	RS12YC	.040
5.7L V8, 350 CID											
2002-1996			9404	RS14WYPB5	7940	RS14PYPB5	3013	RS14PYC6	13	RS14YC6	.060
6.0L V8, 364 CID											
2014-2008			9405	RS12WMPB4	---	---	---	---	401	RS12YC	.040
2007-2003			9405	RS12WMPB4	---	---	---	---	401	RS12YC	.040
6.5L V8, 395 CID											
2002-1996		DIESEL	---	---	---	---	---	---	191 ¹	CH238	
6.6L V8, 400 CID											
2014-2006		DIESEL	---	---	---	---	---	---	143	---	
EXPRESS 3500											
4.8L V8, 294 CID											
2014-2005			9405	RS12WMPB4	---	---	---	---	401	RS12YC	.040
5.7L V8, 350 CID											
2002-1996			9405	RS12WMPB4	7020	RS12PLP	3013	RS14PYC6	401	RS12YC	.060
6.0L V8, 364 CID											
2014-2008			9405	RS12WMPB4	---	---	---	---	401	RS12YC	.040
2007-2003			9405	RS12WMPB4	---	---	---	---	401	RS12YC	.040
6.5L V8, 395 CID											
2002-1997		DIESEL	---	---	---	---	---	---	191 ¹	CH238	
1996		DIESEL	---	---	---	---	---	---	191 ¹	CH238	
6.6L V8, 400 CID											
2014-2006		DIESEL	---	---	---	---	---	---	143	---	
7.4L V8, 454 CID											
2000-1996			9402	RS14WLPB6	7983	RS14PMPB5	3983	RS14PMCB5	13	RS14YC6	.060
8.1L V8, 496 CID											
2002-2001			9402	RS14WLPB6	7983	RS14PMPB5	3983	RS14PMCB5	---	---	.060
EXPRESS 4500											
6.0L V8, 364 CID											
2014-2009			9405	RS12WMPB4	---	---	---	---	401	RS12YC	.040
6.6L V8, 400 CID											
2014-2009		DIESEL	---	---	---	---	---	---	143	---	
G10											
4.1L L6, 250 CID											
1984-1976			---	---	---	---	3018	RV17PMC4	18	RV15YC4	.036
1975			---	---	---	---	3025	RV19PMC	19	RV19YC	.036
4.3L V6, 262 CID											
1995-1994			---	---	7018	RV17PMP4	3018	RV17PMC4	18	RV15YC4	.044
1993-1988			---	---	7018	RV17PMP4	3018	RV17PMC4	18	RV15YC4	.036
1987-1985			---	---	---	---	3025	RV19PMC	25	RV17YC	.036
5.0L V8, 305 CID											
1995-1987			---	---	7018	RV17PMP4	3018	RV17PMC4	18	RV15YC4	.044
1986-1985	F		---	---	7018	RV17PMP4	3018	RV17PMC4	18	RV15YC4	.044
	H		---	---	---	---	3025	RV19PMC	25	RV17YC	.044
1984	F		---	---	7018	RV17PMP4	3018	RV17PMC4	18	RV15YC4	.044
	H		---	---	---	---	3018	RV17PMC4	18	RV15YC4	.044
1983-1977			---	---	---	---	3018	RV17PMC4	18	RV15YC4	.044
5.7L V8, 350 CID											
1993-1987			---	---	7018	RV17PMP4	3018	RV17PMC4	18	RV15YC4	.036
1986			---	---	7018	RV17PMP4	3018	RV17PMC4	18	RV15YC4	.044
1985			---	---	7018	RV17PMP4	3018	RV17PMC4	25	RV17YC	.044
1984			---	---	7018	RV17PMP4	3018	RV17PMC4	18	RV15YC4	.044
1983-1976			---	---	---	---	3018	RV17PMC4	18	RV15YC4	.044

¹Electrical overload voids warranty



Year	Engine	Notes	CHAMPION Iridium		Double Platinum		Platinum Power		Copper Plus		Gap
	VIN		Stk #	Plug Type	Stk #	Plug Type	Stk #	Plug Type	Stk #	Plug Type	
CHEVROLET (cont)											
G10 (cont)											
5.7L V8, 350 CID (cont)											
1975			---	---	---	---	3025	RV19PMC	25	RV17YC	.044
6.6L V8, 400 CID											
1976			---	---	---	---	3018	RV17PMC4	18	RV15YC4	.044
G10 VAN											
3.8L L6, 230 CID											
1969-1967			---	---	7405	RN14PMP	3405	RN14PMC	405	RN14YC	.036
4.1L L6, 250 CID											
1974-1970			---	---	---	---	3025	RV19PMC	19	RV19YC	.036
1969-1967			---	---	7405	RN14PMP	3405	RN14PMC	405	RN14YC	.036
5.0L V8, 307 CID											
1973-1972			---	---	---	---	3018	RV17PMC4	113	RV12C	.036
1971			---	---	---	---	3025	RV19PMC	19	RV19YC	.036
1970-1969			---	---	---	---	---	---	58	RJ18YC	.036
1968			---	---	---	---	---	---	14	RJ12YC	.036
5.7L V8, 350 CID											
1974-1972			---	---	---	---	3018	RV17PMC4	113	RV12C	.036
1971		215 HP	---	---	---	---	---	---	113	RV12C	.036
		250 HP	---	---	---	---	---	---	18	RV15YC4	.036
1970			---	---	---	---	3018	RV17PMC4	---	---	.036
1970			---	---	---	---	---	---	14	RJ12YC	.036
7.4L V8, 454 CID											
1974-1973			---	---	---	---	3018	RV17PMC4	113	RV12C	.036
G20											
4.1L L6, 250 CID											
1984-1976			---	---	---	---	3018	RV17PMC4	18	RV15YC4	.036
1975			---	---	---	---	3025	RV19PMC	19	RV19YC	.036
4.3L V6, 262 CID											
1995-1994			---	---	7018	RV17PMP4	3018	RV17PMC4	18	RV15YC4	.044
1993-1988			---	---	7018	RV17PMP4	3018	RV17PMC4	18	RV15YC4	.036
1987-1985			---	---	---	---	3025	RV19PMC	25	RV17YC	.036
4.8L L6, 292 CID											
1980			---	---	---	---	3018	RV17PMC4	18	RV15YC4	.044
1979-1976			---	---	---	---	3018	RV17PMC4	18	RV15YC4	.036
1975			---	---	---	---	3025	RV19PMC	25	RV17YC	.036
5.0L V8, 305 CID											
1995-1987			---	---	7018	RV17PMP4	3018	RV17PMC4	18	RV15YC4	.044
1986-1985	F		---	---	7018	RV17PMP4	3018	RV17PMC4	18	RV15YC4	.044
	H		---	---	---	---	3025	RV19PMC	25	RV17YC	.044
1984	F		---	---	7018	RV17PMP4	3018	RV17PMC4	18	RV15YC4	.044
	H		---	---	---	---	3018	RV17PMC4	18	RV15YC4	.044
1983-1977			---	---	---	---	3018	RV17PMC4	18	RV15YC4	.044
5.7L V8, 350 CID											
1995-1987			---	---	7018	RV17PMP4	3018	RV17PMC4	18	RV15YC4	.036
1986-1985	L		---	---	7018	RV17PMP4	3018	RV17PMC4	18	RV15YC4	.044
	M		---	---	---	---	3025	RV19PMC	25	RV17YC	.044
1984	L		---	---	7018	RV17PMP4	3018	RV17PMC4	18	RV15YC4	.044
	M		---	---	---	---	3018	RV17PMC4	18	RV15YC4	.044
1983-1976			---	---	---	---	3018	RV17PMC4	18	RV15YC4	.044
1975	V		---	---	---	---	3025	RV19PMC	19	RV19YC	.044
	Y		---	---	---	---	3025	RV19PMC	25	RV17YC	.044
6.2L V8, 379 CID											
1993-1983		DIESEL	---	---	---	---	---	---	191 ¹	CH238	
6.5L V8, 395 CID											
1995-1994		DIESEL	---	---	---	---	---	---	191 ¹	CH238	
6.6L V8, 400 CID											
1980-1979			---	---	---	---	3018	RV17PMC4	113	RV12C	.044
1978			---	---	---	---	3018	RV17PMC4	113	RV12C	.036
1977-1976			---	---	---	---	3018	RV17PMC4	113	RV12C	.044

¹Electrical overload voids warranty



Year	Engine VIN	Notes	Iridium		Double Platinum		Platinum Power		Copper Plus		Gap
			Stk #	Plug Type	Stk #	Plug Type	Stk #	Plug Type	Stk #	Plug Type	
CHEVROLET (cont)											
G20 (cont)											
6.6L V8, 400 CID (cont)											
1975			---	---	---	---	3025	RV19PMC	113	RV12C	.036
7.4L V8, 454 CID											
1976			---	---	---	---	3018	RV17PMC4	18	RV15YC4	.044
G20 VAN											
3.8L L6, 230 CID											
1969-1967			---	---	7405	RN14PMP	3405	RN14PMC	405	RN14YC	.036
4.1L L6, 250 CID											
1974-1970			---	---	---	---	3025	RV19PMC	19	RV19YC	.036
1969-1967			---	---	7405	RN14PMP	3405	RN14PMC	405	RN14YC	.036
4.6L V8, 283 CID											
1967			---	---	---	---	---	---	14	RJ12YC	.036
4.8L L6, 292 CID											
1974		GAS	---	---	---	---	3018	RV17PMC4	113	RV12C	.036
		LPG	---	---	---	---	3018	RV17PMC4	113	RV12C	.036
1973-1972			---	---	---	---	3018	RV17PMC4	113	RV12C	.036
1971			---	---	---	---	3025	RV19PMC	19	RV19YC	.036
5.0L V8, 307 CID											
1973-1972			---	---	---	---	3018	RV17PMC4	113	RV12C	.036
1971			---	---	---	---	3025	RV19PMC	19	RV19YC	.036
1970-1969			---	---	---	---	---	---	58	RJ18YC	.036
1968			---	---	---	---	---	---	14	RJ12YC	.036
5.7L V8, 350 CID											
1974-1972			---	---	---	---	3018	RV17PMC4	113	RV12C	.036
1971			---	---	---	---	3018	RV17PMC4	18	RV15YC4	.036
1970			---	---	---	---	---	---	14	RJ12YC	.036
7.4L V8, 454 CID											
1974-1973			---	---	---	---	3018	RV17PMC4	113	RV12C	.036
G30											
4.1L L6, 250 CID											
1984-1981			---	---	---	---	3018	RV17PMC4	18	RV15YC4	.036
1979-1978			---	---	---	---	3018	RV17PMC4	18	RV15YC4	.036
1976			---	---	---	---	3018	RV17PMC4	18	RV15YC4	.036
4.3L V6, 262 CID											
1996			9404	RS14WYPB5	7940	RS14PYPB5	3013	RS14PYC6	13	RS14YC6	.060
1995-1994			---	---	7018	RV17PMP4	3018	RV17PMC4	18	RV15YC4	.044
1993-1988			---	---	7018	RV17PMP4	3018	RV17PMC4	18	RV15YC4	.036
1987-1985			---	---	---	---	3025	RV19PMC	25	RV17YC	.036
4.8L L6, 292 CID											
1979-1976			---	---	---	---	3018	RV17PMC4	18	RV15YC4	.036
1975			---	---	---	---	3025	RV19PMC	25	RV17YC	.036
5.0L V8, 305 CID											
1985			---	---	7018	RV17PMP4	3018	RV17PMC4	18	RV15YC4	.044
1982			---	---	---	---	3018	RV17PMC4	18	RV15YC4	.044
1979-1978			---	---	---	---	3018	RV17PMC4	18	RV15YC4	.044
5.7L V8, 350 CID											
1996-1989			---	---	7018	RV17PMP4	3018	RV17PMC4	18	RV15YC4	.036
1988-1987	K	FI	---	---	7018	RV17PMP4	3018	RV17PMC4	18	RV15YC4	.036
	M	CARB	---	---	---	---	3025	RV19PMC	25	RV17YC	.044
1986-1985	L		---	---	7018	RV17PMP4	3018	RV17PMC4	18	RV15YC4	.044
	M		---	---	---	---	3025	RV19PMC	25	RV17YC	.044
1984	L		---	---	7018	RV17PMP4	3018	RV17PMC4	18	RV15YC4	.044
	M		---	---	---	---	3018	RV17PMC4	18	RV15YC4	.044
1983-1976			---	---	---	---	3018	RV17PMC4	18	RV15YC4	.044
1975	V		---	---	---	---	3025	RV19PMC	19	RV19YC	.044
	Y		---	---	---	---	3025	RV19PMC	25	RV17YC	.044
6.2L V8, 379 CID											
1993-1983		DIESEL	---	---	---	---	---	---	191 ¹	CH238	

¹Electrical overload voids warranty



Year	Engine	Notes	CHAMPION Iridium		Double Platinum		Platinum Power		Copper Plus		Gap
	VIN		Stk #	Plug Type	Stk #	Plug Type	Stk #	Plug Type	Stk #	Plug Type	
CHEVROLET (cont)											
G30											
6.5L V8, 395 CID											
1996-1994		DIESEL	---	---	---	---	---	---	191 ¹	CH238	
6.6L V8, 400 CID											
1980-1976			---	---	---	---	3018	RV17PMC4	113	RV12C	.044
1975			---	---	---	---	3025	RV19PMC	113	RV12C	.036
7.4L V8, 454 CID											
1996-1988			---	---	---	---	3025	RV19PMC	25	RV17YC	.036
1976			---	---	---	---	3018	RV17PMC4	18	RV15YC4	.044
1975			---	---	---	---	3025	RV19PMC	113	RV12C	.036
G30 VAN											
4.1L L6, 250 CID											
1974-1970			---	---	---	---	3025	RV19PMC	19	RV19YC	.036
4.8L L6, 292 CID											
1974		GAS	---	---	---	---	3018	RV17PMC4	113	RV12C	.036
		LPG	---	---	---	---	3018	RV17PMC4	113	RV12C	.036
1972			---	---	---	---	3018	RV17PMC4	113	RV12C	.036
1971			---	---	---	---	3025	RV19PMC	19	RV19YC	.036
5.7L V8, 350 CID											
1974		V	---	---	---	---	3018	RV17PMC4	113	RV12C	.036
		Y	---	---	---	---	3018	RV17PMC4	113	RV12C	.036
1973-1972			---	---	---	---	3018	RV17PMC4	113	RV12C	.036
1971			---	---	---	---	3025	RV19PMC	25	RV17YC	.036
1970			---	---	---	---	---	---	14	RJ12YC	.036
7.4L V8, 454 CID											
1974-1973			---	---	---	---	3018	RV17PMC4	113	RV12C	.036
HHR											
2.0L L4, 122 CID											
2010-2008			9300	RES12WYPB4	7437	RES11PYP5	---	---	---	---	.035
2.2L L4, 134 CID											
2011-2007			9901	RE10WYPB5	7437	RES11PYP5	3032	RE10PMC5	---	---	.040
2006			9901	RE10WYPB5	7437	RES11PYP5	3032	RE10PMC5	---	---	.042
2.4L L4, 145 CID											
2011-2007			9901	RE10WYPB5	7437	RES11PYP5	3032	RE10PMC5	---	---	.040
2006			9901	RE10WYPB5	7437	RES11PYP5	3032	RE10PMC5	---	---	.042
IMPALA											
2.4L L4, 145 CID											
2014			9300	RES12WYPB4	---	---	---	---	---	---	.032
2.5L L4, 153 CID											
2015-2014			9300	RES12WYPB4	---	---	---	---	---	---	.043
3.4L V6, 207 CID											
2005-2003			9404	RS14WYPB5	7940	RS14PYPB5	3013	RS14PYC6	13	RS14YC6	.060
2002-2000			9404	RS14WYPB5	7940	RS14PYPB5	3013	RS14PYC6	13	RS14YC6	.060
3.5L V6, 213 CID											
2011-2006			9405	RS12WMPB4	7983	RS14PMPB5	3983	RS14PMCB5	407	RS14LC	.040
3.6L V6, 217 CID											
2015-2014			9299	RES8WYPB4	7004	RES9PYP4	3032	RE10PMC5	---	---	.040
2013			9299	RES8WYPB4	7004	RES9PYP4	3032	RE10PMC5	---	---	.043
2012			9299	RES8WYPB4	7004	RES9PYP4	3032	RE10PMC5	---	---	.043
			---	---	---	---	3032	RE10PMC5	---	---	.044
3.8L V6, 229 CID											
1984-1980			---	---	---	---	3018	RV17PMC4	18	RV15YC4	.044
3.8L V6, 231 CID											
2005-2004			9404	RS14WYPB5	7940	RS14PYPB5	3013	RS14PYC6	13	RS14YC6	.060
2003-2000			9404	RS14WYPB5	7940	RS14PYPB5	3013	RS14PYC6	13	RS14YC6	.060
1985			---	---	---	---	3025	RV19PMC	37	RV17YC6	.060
1984			---	---	---	---	3018	RV17PMC4	79	RV15YC6	.060
1983-1981			---	---	---	---	3018	RV17PMC4	18	RV15YC4	.044
1980			---	---	---	---	---	---	79	RV15YC6	.060

¹Electrical overload voids warranty



Year	Engine VIN	Notes	Iridium		Double Platinum		Platinum Power		Copper Plus		Gap
			Stk #	Plug Type	Stk #	Plug Type	Stk #	Plug Type	Stk #	Plug Type	
CHEVROLET (cont)											
IMPALA											
3.9L V6, 237 CID											
2011-2008			9405	RS12WMPB4	7983	RS14PMPB5	3983	RS14PMCB5	407	RS14LC	.040
			---	---	---	---	3032	RE10PMC5	---	---	.044
2007-2006			9405	RS12WMPB4	7983	RS14PMPB5	3983	RS14PMCB5	407	RS14LC	.040
4.1L L6, 250 CID											
1979-1977			---	---	---	---	3018	RV17PMC4	18	RV15YC4	.036
1974-1970			---	---	---	---	3025	RV19PMC	19	RV19YC	.036
1969-1967			---	---	7405	RN14PMP	3405	RN14PMC	405	RN14YC	.036
4.3L V6, 262 CID											
1985			---	---	---	---	3025	RV19PMC	19	RV19YC	.036
4.4L V8, 267 CID											
1982-1980			---	---	---	---	3018	RV17PMC4	18	RV15YC4	.044
4.6L V8, 283 CID											
1967			---	---	---	---	---	---	14	RJ12YC	.036
5.0L V8, 305 CID											
1985			---	---	---	---	3025	RV19PMC	19	RV19YC	.044
1984-1977			---	---	---	---	3018	RV17PMC4	18	RV15YC4	.044
5.0L V8, 307 CID											
1973-1972			---	---	---	---	3018	RV17PMC4	113	RV12C	.036
1971			---	---	---	---	3025	RV19PMC	19	RV19YC	.036
1970-1969			---	---	---	---	---	---	58	RJ18YC	.036
1968			---	---	---	---	---	---	14	RJ12YC	.036
5.3L V8, 325 CID											
2009-2006			9405	RS12WMPB4	---	---	---	---	408	RS14YC	.040
5.3L V8, 327 CID											
1969			---	---	---	---	---	---	14	RJ12YC	.036
1967			---	---	---	---	---	---	14	RJ12YC	.036
5.4L V8, 327 CID											
1968			---	---	---	---	---	---	14	RJ12YC	.036
5.7L V8, 350 CID											
1996-1994			9404	RS14WYPB5	7940	RS14PYPB5	3013	RS14PYC6	13	RS14YC6	.050
1985		DIESEL	---	---	---	---	---	---	147 ¹	CH182	
		GAS	---	---	---	---	3025	RV19PMC	25	RV17YC	.044
1984		DIESEL	---	---	---	---	---	---	147 ¹	CH182	
		GAS	---	---	---	---	3018	RV17PMC4	18	RV15YC4	.044
1983-1980		DIESEL	---	---	---	---	---	---	180 ¹	CH80	
		GAS	---	---	---	---	3018	RV17PMC4	18	RV15YC4	.044
1979-1976			---	---	---	---	3018	RV17PMC4	18	RV15YC4	.044
1975			---	---	---	---	3018	RV17PMC4	35	RV12C6	.060
1974-1972			---	---	---	---	3018	RV17PMC4	113	RV12C	.036
1971			---	---	---	---	3018	RV17PMC4	18	RV15YC4	.036
1970-1969			---	---	---	---	---	---	14	RJ12YC	.036
6.5L V8, 396 CID											
1969-1967			---	---	7405	RN14PMP	3405	RN14PMC	405	RN14YC	.036
6.6L V8, 400 CID											
1976			---	---	---	---	3018	RV17PMC4	18	RV15YC4	.044
1975		M	---	---	---	---	3025	RV19PMC	35	RV12C6	.060
		U	---	---	---	---	---	---	17	RV19YC6	.060
1974-1972			---	---	---	---	3018	RV17PMC4	113	RV12C	.036
1971			---	---	---	---	3025	RV19PMC	19	RV19YC	.036
1970			---	---	---	---	---	---	14	RJ12YC	.036
6.6L V8, 402 CID											
1972			---	---	---	---	3018	RV17PMC4	113	RV12C	.036
1971-1970			---	---	---	---	3025	RV19PMC	25	RV17YC	.036
7.0L V8, 427 CID											
1969-1967			---	---	7405	RN14PMP	3405	RN14PMC	405	RN14YC	.036
7.4L V8, 454 CID											
1976			---	---	---	---	3018	RV17PMC4	18	RV15YC4	.044
1975			---	---	---	---	3025	RV19PMC	25	RV17YC	.036
1974-1972			---	---	---	---	3018	RV17PMC4	113	RV12C	.036

¹Electrical overload voids warranty



Year	Engine	Notes	CHAMPION Iridium		Double Platinum		Platinum Power		Copper Plus		Gap
	VIN		Stk #	Plug Type	Stk #	Plug Type	Stk #	Plug Type	Stk #	Plug Type	
CHEVROLET (cont)											
IMPALA (cont)											
7.4L V8, 454 CID (cont)											
1971-1970			---	---	---	---	3025	RV19PMC	25	RV17YC	.036
IMPALA LIMITED											
3.6L V6, 217 CID											
2015-2014			9299	RES8WYPB4	7004	RES9PYP4	3032	RE10PMC5	---	---	.040
K10											
4.1L L6, 250 CID											
1984-1976			---	---	---	---	3018	RV17PMC4	18	RV15YC4	.036
1975			---	---	---	---	3025	RV19PMC	19	RV19YC	.036
4.3L V6, 262 CID											
1986-1985			---	---	---	---	3025	RV19PMC	25	RV17YC	.036
4.8L L6, 292 CID											
1980-1979			---	---	---	---	3018	RV17PMC4	18	RV15YC4	.036
1976			---	---	---	---	3018	RV17PMC4	18	RV15YC4	.036
1975			---	---	---	---	3025	RV19PMC	25	RV17YC	.036
5.0L V8, 305 CID											
1986-1985			---	---	---	---	3025	RV19PMC	25	RV17YC	.044
1984-1981			---	---	---	---	3018	RV17PMC4	18	RV15YC4	.044
1979			---	---	---	---	3018	RV17PMC4	18	RV15YC4	.044
1978			---	---	---	---	3018	RV17PMC4	113	RV12C	.044
1977			---	---	---	---	3018	RV17PMC4	18	RV15YC4	.044
5.7L V8, 350 CID											
1986-1985	L		---	---	7018	RV17PMP4	3018	RV17PMC4	18	RV15YC4	.044
	M		---	---	---	---	3025	RV19PMC	25	RV17YC	.044
1984			---	---	7018	RV17PMP4	3018	RV17PMC4	18	RV15YC4	.044
1983-1976			---	---	---	---	3018	RV17PMC4	18	RV15YC4	.044
1975	V		---	---	---	---	3025	RV19PMC	19	RV19YC	.044
	Y		---	---	---	---	3025	RV19PMC	25	RV17YC	.044
6.2L V8, 379 CID											
1986-1982		DIESEL	---	---	---	---	---	---	191 ¹	CH238	
6.6L V8, 400 CID											
1980-1976			---	---	---	---	3018	RV17PMC4	18	RV15YC4	.044
1975			---	---	---	---	3025	RV19PMC	113	RV12C	.036
7.4L V8, 454 CID											
1980			---	---	---	---	3018	RV17PMC4	18	RV15YC4	.044
1979			---	---	---	---	3018	RV17PMC4	113	RV12C	.044
1976			---	---	---	---	3018	RV17PMC4	18	RV15YC4	.044
K10 PICKUP											
3.8L L6, 230 CID											
1969-1967			---	---	7405	RN14PMP	3405	RN14PMC	405	RN14YC	.036
4.1L L6, 250 CID											
1974-1970			---	---	---	---	3025	RV19PMC	19	RV19YC	.036
1969-1967			---	---	7405	RN14PMP	3405	RN14PMC	405	RN14YC	.036
4.6L V8, 283 CID											
1967			---	---	---	---	---	---	14	RJ12YC	.036
4.8L L6, 292 CID											
1974-1972			---	---	---	---	3018	RV17PMC4	113	RV12C	.036
1971-1970			---	---	---	---	3025	RV19PMC	19	RV19YC	.036
1969-1967			---	---	7405	RN14PMP	3405	RN14PMC	405	RN14YC	.036
5.0L V8, 307 CID											
1973-1972			---	---	---	---	3018	RV17PMC4	113	RV12C	.036
1971			---	---	---	---	3025	RV19PMC	25	RV17YC	.036
1970-1969			---	---	---	---	---	---	58	RJ18YC	.036
1968			---	---	---	---	---	---	14	RJ12YC	.036
5.3L V8, 327 CID											
1969-1967			---	---	---	---	---	---	14	RJ12YC	.036
5.7L V8, 350 CID											
1974-1971			---	---	---	---	3018	RV17PMC4	113	RV12C	.036
1970-1969			---	---	---	---	---	---	14	RJ12YC	.036

¹Electrical overload voids warranty



Year	Engine VIN	Notes	CHAMPION Iridium		Double Platinum		Platinum Power		Copper Plus		Gap
			Stk #	Plug Type	Stk #	Plug Type	Stk #	Plug Type	Stk #	Plug Type	
CHEVROLET (cont)											
K10 PICKUP											
6.5L V8, 396 CID											
1969-1968			---	---	7405	RN14PMP	3405	RN14PMC	405	RN14YC	.036
6.6L V8, 402 CID											
1972			---	---	---	---	3018	RV17PMC4	113	RV12C	.036
1971-1970			---	---	---	---	3025	RV19PMC	25	RV17YC	.036
7.4L V8, 454 CID											
1974			---	---	---	---	3018	RV17PMC4	113	RV12C	.044
1973			---	---	---	---	3018	RV17PMC4	113	RV12C	.036
K10 SUBURBAN											
4.1L L6, 250 CID											
1980-1976			---	---	---	---	3018	RV17PMC4	18	RV15YC4	.036
1975-1970			---	---	---	---	3025	RV19PMC	19	RV19YC	.036
1969-1967			---	---	7405	RN14PMP	3405	RN14PMC	405	RN14YC	.036
4.6L V8, 283 CID											
1967			---	---	---	---	---	---	14	RJ12YC	.036
4.8L L6, 292 CID											
1970			---	---	---	---	3025	RV19PMC	19	RV19YC	.036
1969			---	---	7405	RN14PMP	3405	RN14PMC	405	RN14YC	.036
1967			---	---	7405	RN14PMP	3405	RN14PMC	405	RN14YC	.036
5.0L V8, 305 CID											
1986			---	---	---	---	3025	RV19PMC	25	RV17YC	.044
1985	F		---	---	7018	RV17PMP4	3018	RV17PMC4	18	RV15YC4	.044
	H		---	---	---	---	3025	RV19PMC	25	RV17YC	.044
1984			---	---	7018	RV17PMP4	3018	RV17PMC4	18	RV15YC4	.044
1983-1979			---	---	---	---	3018	RV17PMC4	18	RV15YC4	.044
1978-1977			---	---	---	---	3018	RV17PMC4	113	RV12C	.044
1976			---	---	---	---	3018	RV17PMC4	18	RV15YC4	.044
5.0L V8, 307 CID											
1973-1972			---	---	---	---	3018	RV17PMC4	113	RV12C	.036
1971			---	---	---	---	3025	RV19PMC	19	RV19YC	.036
1970-1969			---	---	---	---	---	---	58	RJ18YC	.036
1968			---	---	---	---	---	---	14	RJ12YC	.036
5.3L V8, 327 CID											
1969-1967			---	---	---	---	---	---	14	RJ12YC	.036
5.7L V8, 350 CID											
1986-1985	L		---	---	7018	RV17PMP4	3018	RV17PMC4	18	RV15YC4	.044
	M		---	---	---	---	3025	RV19PMC	25	RV17YC	.044
1984			---	---	7018	RV17PMP4	3018	RV17PMC4	18	RV15YC4	.044
1983-1976			---	---	---	---	3018	RV17PMC4	18	RV15YC4	.044
1975			---	---	---	---	3018	RV17PMC4	113	RV12C	.044
1974-1972			---	---	---	---	3018	RV17PMC4	113	RV12C	.036
1971		215 HP	---	---	---	---	---	---	113	RV12C	.036
		250 HP	---	---	---	---	---	---	406	RV12YC	.036
			---	---	---	---	3018	RV17PMC4	---	---	.036
1970-1969			---	---	---	---	---	14	RJ12YC	.036	
6.2L V8, 379 CID											
1986-1982		DIESEL	---	---	---	---	---	---	191 ¹	CH238	
6.5L V8, 396 CID											
1969-1968			---	---	7405	RN14PMP	3405	RN14PMC	405	RN14YC	.036
6.6L V8, 400 CID											
1979-1976			---	---	---	---	3018	RV17PMC4	18	RV15YC4	.044
1975			---	---	---	---	3025	RV19PMC	113	RV12C	.036
6.6L V8, 402 CID											
1972			---	---	---	---	3018	RV17PMC4	113	RV12C	.036
1971-1970			---	---	---	---	3025	RV19PMC	25	RV17YC	.036
7.4L V8, 454 CID											
1974			---	---	---	---	3018	RV17PMC4	113	RV12C	.044
1973			---	---	---	---	3018	RV17PMC4	113	RV12C	.036

¹Electrical overload voids warranty



Year	Engine	Notes	CHAMPION	Iridium		Double Platinum		Platinum Power		Copper Plus		Gap
	VIN		Stk #	Plug Type	Stk #	Plug Type	Stk #	Plug Type	Stk #	Plug Type		
CHEVROLET (cont)												
K1500												
4.3L V6, 262 CID												
1998-1996			9404	RS14WYPB5	7940	RS14PYPB5	3013	RS14PYC6	13	RS14YC6	.060	
1995-1994			---	---	7018	RV17PMP4	3018	RV17PMC4	18	RV15YC4	.044	
1993-1988			---	---	7018	RV17PMP4	3018	RV17PMC4	18	RV15YC4	.036	
5.0L V8, 305 CID												
1999-1996			9404	RS14WYPB5	7940	RS14PYPB5	3013	RS14PYC6	13	RS14YC6	.060	
1995-1988			---	---	7018	RV17PMP4	3018	RV17PMC4	18	RV15YC4	.044	
5.7L V8, 350 CID												
1999-1996			9404	RS14WYPB5	7940	RS14PYPB5	3013	RS14PYC6	13	RS14YC6	.060	
1995-1988			---	---	7018	RV17PMP4	3018	RV17PMC4	18	RV15YC4	.036	
6.2L V8, 379 CID												
1993-1988		DIESEL	---	---	---	---	---	---	191¹	CH238		
6.5L V8, 395 CID												
1998-1994		DIESEL	---	---	---	---	---	---	191¹	CH238		
K1500 SUBURBAN												
5.7L V8, 350 CID												
1999-1996			9404	RS14WYPB5	7940	RS14PYPB5	3013	RS14PYC6	13	RS14YC6	.060	
1995-1992			---	---	7018	RV17PMP4	3018	RV17PMC4	18	RV15YC4	.036	
6.5L V8, 395 CID												
1999-1995		DIESEL	---	---	---	---	---	---	191¹	CH238		
K20												
4.1L L6, 250 CID												
1980-1978			---	---	---	---	3018	RV17PMC4	18	RV15YC4	.036	
1976			---	---	---	---	3018	RV17PMC4	18	RV15YC4	.036	
1975			---	---	---	---	3025	RV19PMC	19	RV19YC	.036	
4.3L V6, 262 CID												
1985			---	---	---	---	3025	RV19PMC	25	RV17YC	.036	
4.8L L6, 292 CID												
1986-1985			---	---	---	---	3025	RV19PMC	25	RV17YC	.036	
1984-1980			---	---	---	---	3018	RV17PMC4	18	RV15YC4	.036	
1979			---	---	---	---	3018	RV17PMC4	18	RV15YC4	.044	
1978-1976			---	---	---	---	3018	RV17PMC4	18	RV15YC4	.036	
1975			---	---	---	---	3025	RV19PMC	25	RV17YC	.036	
5.0L V8, 305 CID												
1985			---	---	---	---	3025	RV19PMC	25	RV17YC	.044	
1980			---	---	---	---	3018	RV17PMC4	18	RV15YC4	.044	
1978-1977			---	---	---	---	3018	RV17PMC4	113	RV12C	.044	
5.7L V8, 350 CID												
1986-1985	L		---	---	7018	RV17PMP4	3018	RV17PMC4	18	RV15YC4	.044	
	M		---	---	---	---	3025	RV19PMC	25	RV17YC	.044	
1984	L		---	---	7018	RV17PMP4	3018	RV17PMC4	18	RV15YC4	.044	
	M		---	---	---	---	3018	RV17PMC4	18	RV15YC4	.044	
1983-1976			---	---	---	---	3018	RV17PMC4	18	RV15YC4	.044	
1975	V		---	---	---	---	3025	RV19PMC	19	RV19YC	.044	
	Y		---	---	---	---	3025	RV19PMC	25	RV17YC	.044	
6.2L V8, 379 CID												
1986-1982		DIESEL	---	---	---	---	---	---	191¹	CH238		
6.6L V8, 400 CID												
1980-1976			---	---	---	---	3018	RV17PMC4	113	RV12C	.044	
1975			---	---	---	---	3025	RV19PMC	113	RV12C	.036	
7.4L V8, 454 CID												
1980	S		---	---	---	---	3018	RV17PMC4	18	RV15YC4	.044	
	W		---	---	---	---	3018	RV17PMC4	113	RV12C	.036	
1978			---	---	---	---	3018	RV17PMC4	113	RV12C	.044	
1977-1976			---	---	---	---	3018	RV17PMC4	18	RV15YC4	.044	
K20 PANEL												
4.1L L6, 250 CID												
1967			---	---	7405	RN14PMP	3405	RN14PMC	405	RN14YC	.036	

¹Electrical overload voids warranty



Year	Engine VIN	Notes	CHAMPION Iridium		Double Platinum		Platinum Power		Copper Plus		Gap
			Stk #	Plug Type	Stk #	Plug Type	Stk #	Plug Type	Stk #	Plug Type	
CHEVROLET (cont)											
K20 PANEL											
4.6L V8, 283 CID											
1967			---	---	---	---	---	---	14	RJ12YC	.036
5.4L V8, 327 CID											
1967			---	---	---	---	---	---	14	RJ12YC	.036
K20 PICKUP											
4.1L L6, 250 CID											
1974-1970			---	---	---	---	3025	RV19PMC	19	RV19YC	.036
1969-1967			---	---	7405	RN14PMP	3405	RN14PMC	405	RN14YC	.036
4.6L V8, 283 CID											
1967			---	---	---	---	---	---	14	RJ12YC	.036
4.8L L6, 292 CID											
1974		GAS	---	---	---	---	3018	RV17PMC4	113	RV12C	.036
		LPG	---	---	---	---	3018	RV17PMC4	113	RV12C	.036
1973-1972			---	---	---	---	3018	RV17PMC4	113	RV12C	.036
1971-1970			---	---	---	---	3025	RV19PMC	19	RV19YC	.036
1969-1967			---	---	7405	RN14PMP	3405	RN14PMC	405	RN14YC	.036
5.0L V8, 307 CID											
1973-1972			---	---	---	---	3018	RV17PMC4	113	RV12C	.036
1971			---	---	---	---	3025	RV19PMC	25	RV17YC	.036
1970-1969			---	---	---	---	---	---	58	RJ18YC	.036
1968			---	---	---	---	---	---	14	RJ12YC	.036
5.3L V8, 327 CID											
1969-1967			---	---	---	---	---	---	14	RJ12YC	.036
5.7L V8, 350 CID											
1974-1971			---	---	---	---	3018	RV17PMC4	113	RV12C	.036
1970-1969			---	---	---	---	---	---	14	RJ12YC	.036
6.5L V8, 396 CID											
1969-1968			---	---	7405	RN14PMP	3405	RN14PMC	405	RN14YC	.036
6.6L V8, 402 CID											
1972			---	---	---	---	3018	RV17PMC4	113	RV12C	.036
1971-1970			---	---	---	---	3025	RV19PMC	25	RV17YC	.036
7.4L V8, 454 CID											
1974-1973			---	---	---	---	3018	RV17PMC4	113	RV12C	.036
K20 SUBURBAN											
4.1L L6, 250 CID											
1974-1970			---	---	---	---	3025	RV19PMC	19	RV19YC	.036
1969-1967			---	---	7405	RN14PMP	3405	RN14PMC	405	RN14YC	.036
4.6L V8, 283 CID											
1967			---	---	---	---	---	---	14	RJ12YC	.036
4.8L L6, 292 CID											
1982-1976			---	---	---	---	3018	RV17PMC4	18	RV15YC4	.036
1975			---	---	---	---	3025	RV19PMC	25	RV17YC	.036
1974-1972			---	---	---	---	3018	RV17PMC4	113	RV12C	.036
1971-1970			---	---	---	---	3025	RV19PMC	19	RV19YC	.036
1969-1967			---	---	7405	RN14PMP	3405	RN14PMC	405	RN14YC	.036
5.0L V8, 305 CID											
1986-1985			---	---	---	---	3025	RV19PMC	25	RV17YC	.044
1978			---	---	---	---	3018	RV17PMC4	113	RV12C	.044
1977			---	---	---	---	3018	RV17PMC4	18	RV15YC4	.044
5.0L V8, 307 CID											
1973-1972			---	---	---	---	3018	RV17PMC4	113	RV12C	.036
1971			---	---	---	---	3025	RV19PMC	19	RV19YC	.036
1970-1969			---	---	---	---	---	---	58	RJ18YC	.036
1968			---	---	---	---	---	---	14	RJ12YC	.036
5.3L V8, 327 CID											
1969-1967			---	---	---	---	---	---	14	RJ12YC	.036
5.7L V8, 350 CID											
1986-1985	L		---	---	7018	RV17PMP4	3018	RV17PMC4	18	RV15YC4	.044
	M		---	---	---	---	3025	RV19PMC	25	RV17YC	.044



Year	Engine	Notes	CHAMPION Iridium		Double Platinum		Platinum Power		Copper Plus		Gap
	VIN		Stk #	Plug Type	Stk #	Plug Type	Stk #	Plug Type	Stk #	Plug Type	
CHEVROLET (cont)											
K20 SUBURBAN (cont)											
5.7L V8, 350 CID (cont)											
1984	L		---	---	7018	RV17PMP4	3018	RV17PMC4	18	RV15YC4	.044
	M		---	---	---	---	3018	RV17PMC4	18	RV15YC4	.044
1983-1976			---	---	---	---	3018	RV17PMC4	18	RV15YC4	.044
1975	V		---	---	---	---	3025	RV19PMC	19	RV19YC	.044
	Y		---	---	---	---	3025	RV19PMC	25	RV17YC	.044
1974	V	GAS	---	---	---	---	3018	RV17PMC4	113	RV12C	.036
	W	LPG	---	---	---	---	3018	RV17PMC4	113	RV12C	.036
	Y	GAS	---	---	---	---	3018	RV17PMC4	113	RV12C	.036
1973	Y	GAS	---	---	---	---	3018	RV17PMC4	113	RV12C	.036
			---	---	---	---	3018	RV17PMC4	113	RV12C	.036
1972	E		---	---	---	---	3018	RV17PMC4	113	RV12C	.036
			---	---	---	---	3018	RV17PMC4	113	RV12C	.036
1971	K	GAS	---	---	---	---	3025	RV19PMC	25	RV17YC	.036
			---	---	---	---	3025	RV19PMC	25	RV17YC	.036
1970-1969			---	---	---	---	---	---	14	RJ12YC	.036
6.2L V8, 379 CID											
1986-1982		DIESEL	---	---	---	---	---	---	191 ¹	CH238	
6.5L V8, 396 CID											
1969-1968			---	---	7405	RN14PMP	3405	RN14PMC	405	RN14YC	.036
6.6L V8, 400 CID											
1980-1976			---	---	---	---	3018	RV17PMC4	113	RV12C	.044
1975			---	---	---	---	3025	RV19PMC	113	RV12C	.036
6.6L V8, 402 CID											
1972			---	---	---	---	3018	RV17PMC4	113	RV12C	.036
1971-1970			---	---	---	---	3025	RV19PMC	25	RV17YC	.036
7.4L V8, 454 CID											
1985			---	---	---	---	3025	RV19PMC	113	RV12C	.044
1974			---	---	---	---	3018	RV17PMC4	113	RV12C	.044
1973			---	---	---	---	3018	RV17PMC4	113	RV12C	.036
K2500											
4.3L V6, 262 CID											
1995-1994			---	---	7018	RV17PMP4	3018	RV17PMC4	18	RV15YC4	.044
1993-1988			---	---	7018	RV17PMP4	3018	RV17PMC4	18	RV15YC4	.036
5.0L V8, 305 CID											
1998-1997			9404	RS14WYPB5	7940	RS14PYPB5	3013	RS14PYC6	13	RS14YC6	.060
1995-1988			---	---	7018	RV17PMP4	3018	RV17PMC4	18	RV15YC4	.044
5.7L V8, 350 CID											
2000-1996			9404	RS14WYPB5	7940	RS14PYPB5	3013	RS14PYC6	13	RS14YC6	.060
1995-1988			---	---	7018	RV17PMP4	3018	RV17PMC4	18	RV15YC4	.036
6.2L V8, 379 CID											
1993-1988		DIESEL	---	---	---	---	---	---	191 ¹	CH238	
6.5L V8, 395 CID											
2000-1992		DIESEL	---	---	---	---	---	---	191 ¹	CH238	
7.4L V8, 454 CID											
2000-1996			9405	RS12WMPB4	7983	RS14PMPB5	3983	RS14PMPB5	13	RS14YC6	.060
1995-1991			---	---	---	---	3025	RV19PMC	25	RV17YC	.036
K2500 SUBURBAN											
5.7L V8, 350 CID											
1999-1996			9404	RS14WYPB5	7940	RS14PYPB5	3013	RS14PYC6	13	RS14YC6	.060
1995-1992			---	---	7018	RV17PMP4	3018	RV17PMC4	18	RV15YC4	.036
6.5L V8, 395 CID											
1999-1994		DIESEL	---	---	---	---	---	---	191 ¹	CH238	
7.4L V8, 454 CID											
1999-1996			9405	RS12WMPB4	7983	RS14PMPB5	3983	RS14PMPB5	13	RS14YC6	.060
1995-1992			---	---	---	---	3025	RV19PMC	25	RV17YC	.036
K30											
4.8L L6, 292 CID											
1986-1985			---	---	---	---	3025	RV19PMC	25	RV17YC	.036

¹Electrical overload voids warranty



Year	Engine VIN	Notes	CHAMPION Iridium		Double Platinum		Platinum Power		Copper Plus		Gap
			Stk #	Plug Type	Stk #	Plug Type	Stk #	Plug Type	Stk #	Plug Type	
CHEVROLET (cont)											
K30 (cont)											
4.8L L6, 292 CID (cont)											
1984-1977			---	---	---	---	3018	RV17PMC4	18	RV15YC4	.036
5.7L V8, 350 CID											
1986			---	---	---	---	3025	RV19PMC	25	RV17YC	.044
1985	L		---	---	7018	RV17PMP4	3018	RV17PMC4	18	RV15YC4	.044
	M		---	---	---	---	3025	RV19PMC	25	RV17YC	.044
1984-1977			---	---	---	---	3018	RV17PMC4	18	RV15YC4	.044
6.2L V8, 379 CID											
1986-1982		DIESEL	---	---	---	---	---	---	191 ¹	CH238	
6.6L V8, 400 CID											
1980-1977			---	---	---	---	3018	RV17PMC4	113	RV12C	.044
7.4L V8, 454 CID											
1986-1985			---	---	---	---	3025	RV19PMC	113	RV12C	.044
1984-1982			---	---	---	---	3018	RV17PMC4	113	RV12C	.044
1981			---	---	---	---	3018	RV17PMC4	113	RV12C	.036
1980			---	---	---	---	3018	RV17PMC4	18	RV15YC4	.044
1977			---	---	---	---	3018	RV17PMC4	18	RV15YC4	.044
K30 PICKUP											
4.1L L6, 250 CID											
1974-1970			---	---	---	---	3025	RV19PMC	19	RV19YC	.036
1969-1968			---	---	7405	RN14PMP	3405	RN14PMC	405	RN14YC	.036
4.8L L6, 292 CID											
1974		GAS	---	---	---	---	3018	RV17PMC4	113	RV12C	.036
		LPG	---	---	---	---	3018	RV17PMC4	113	RV12C	.036
1973-1972			---	---	---	---	3018	RV17PMC4	113	RV12C	.036
1971-1970			---	---	---	---	3025	RV19PMC	19	RV19YC	.036
1969-1968			---	---	7405	RN14PMP	3405	RN14PMC	405	RN14YC	.036
5.0L V8, 307 CID											
1973-1972			---	---	---	---	3018	RV17PMC4	113	RV12C	.036
1971			---	---	---	---	3025	RV19PMC	19	RV19YC	.036
1970-1969			---	---	---	---	---	---	58	RJ18YC	.036
1968			---	---	---	---	---	---	14	RJ12YC	.036
5.3L V8, 327 CID											
1969-1968			---	---	---	---	---	---	14	RJ12YC	.036
5.7L V8, 350 CID											
1974-1972			---	---	---	---	3018	RV17PMC4	113	RV12C	.036
1971		215 HP	---	---	---	---	---	---	113	RV12C	.036
		HP 250	---	---	---	---	---	---	18	RV15YC4	.036
			---	---	---	---	3018	RV17PMC4	---	---	.036
1970-1969			---	---	---	---	---	---	14	RJ12YC	.036
6.5L V8, 396 CID											
1969-1968			---	---	7405	RN14PMP	3405	RN14PMC	405	RN14YC	.036
6.6L V8, 402 CID											
1972			---	---	---	---	3018	RV17PMC4	113	RV12C	.036
1971-1970			---	---	---	---	3025	RV19PMC	25	RV17YC	.036
7.4L V8, 454 CID											
1974-1973			---	---	---	---	3018	RV17PMC4	113	RV12C	.036
K3500											
5.7L V8, 350 CID											
2000-1996			9404	RS14WYPB5	7940	RS14PYPB5	3013	RS14PYC6	13	RS14YC6	.060
1995-1988			---	---	7018	RV17PMP4	3018	RV17PMC4	18	RV15YC4	.036
6.2L V8, 379 CID											
1993-1988		DIESEL	---	---	---	---	---	---	191 ¹	CH238	
6.5L V8, 395 CID											
2000-1992		DIESEL	---	---	---	---	---	---	191 ¹	CH238	
7.4L V8, 454 CID											
2000-1996			9405	RS12WMPB4	7983	RS14PMPB5	3983	RS14PMC5	13	RS14YC6	.060
1995-1988			---	---	---	---	3025	RV19PMC	25	RV17YC	.036

¹Electrical overload voids warranty



Year	Engine	Notes	Iridium		Double Platinum		Platinum Power		Copper Plus		Gap
	VIN		Stk #	Plug Type	Stk #	Plug Type	Stk #	Plug Type	Stk #	Plug Type	
CHEVROLET (cont)											
K5 BLAZER											
4.1L L6, 250 CID											
1982-1976			---	---	---	---	3018	RV17PMC4	18	RV15YC4	.036
1975			---	---	---	---	3025	RV19PMC	19	RV19YC	.036
5.0L V8, 305 CID											
1986-1985			---	---	---	---	3025	RV19PMC	25	RV17YC	.044
1984-1977			---	---	---	---	3018	RV17PMC4	18	RV15YC4	.044
5.7L V8, 350 CID											
1986-1984			---	---	7018	RV17PMP4	3018	RV17PMC4	18	RV15YC4	.044
1983-1976			---	---	---	---	3018	RV17PMC4	18	RV15YC4	.044
1975	V		---	---	---	---	3025	RV19PMC	19	RV19YC	.044
	Y		---	---	---	---	3025	RV19PMC	25	RV17YC	.044
6.2L V8, 379 CID											
1986-1982		DIESEL	---	---	---	---	---	---	191 ¹	CH238	
6.6L V8, 400 CID											
1979-1977			---	---	---	---	3018	RV17PMC4	18	RV15YC4	.044
1976			---	---	---	---	3018	RV17PMC4	113	RV12C	.044
1975			---	---	---	---	3025	RV19PMC	113	RV12C	.036
7.4L V8, 454 CID											
1978			---	---	---	---	3018	RV17PMC4	113	RV12C	.044
1977-1976			---	---	---	---	3018	RV17PMC4	18	RV15YC4	.044
KINGSWOOD											
4.1L L6, 250 CID											
1972-1970			---	---	---	---	3025	RV19PMC	19	RV19YC	.036
1969			---	---	7405	RN14PMP	3405	RN14PMC	405	RN14YC	.036
5.0L V8, 307 CID											
1972			---	---	---	---	3018	RV17PMC4	113	RV12C	.036
1971			---	---	---	---	3025	RV19PMC	19	RV19YC	.036
1970-1969			---	---	---	---	---	---	58	RJ18YC	.036
5.3L V8, 327 CID											
1969			---	---	---	---	---	---	14	RJ12YC	.036
5.7L V8, 350 CID											
1972	H		---	---	---	---	3018	RV17PMC4	113	RV12C	.036
			---	---	---	---	3018	RV17PMC4	113	RV12C	.036
1971		GAS	---	---	---	---	3025	RV19PMC	25	RV17YC	.036
			---	---	---	---	3025	RV19PMC	25	RV17YC	.036
1970-1969			---	---	---	---	---	---	14	RJ12YC	.036
6.5L V8, 396 CID											
1969			---	---	7405	RN14PMP	3405	RN14PMC	405	RN14YC	.036
6.6L V8, 400 CID											
1972			---	---	---	---	3018	RV17PMC4	113	RV12C	.036
1971			---	---	---	---	3025	RV19PMC	19	RV19YC	.036
1970			---	---	---	---	---	---	14	RJ12YC	.036
6.6L V8, 402 CID											
1972			---	---	---	---	3018	RV17PMC4	113	RV12C	.036
1971-1970			---	---	---	---	3025	RV19PMC	25	RV17YC	.036
7.0L V8, 427 CID											
1969			---	---	7405	RN14PMP	3405	RN14PMC	405	RN14YC	.036
7.4L V8, 454 CID											
1972			---	---	---	---	3018	RV17PMC4	113	RV12C	.036
1971-1970			---	---	---	---	3025	RV19PMC	25	RV17YC	.036
LAGUNA											
5.0L V8, 305 CID											
1976			---	---	---	---	3018	RV17PMC4	18	RV15YC4	.044
5.0L V8, 307 CID											
1973			---	---	---	---	3018	RV17PMC4	113	RV12C	.036
5.7L V8, 350 CID											
1976			---	---	---	---	3018	RV17PMC4	18	RV15YC4	.044
1975	H		---	---	---	---	---	---	113	RV12C	.044
	L		---	---	---	---	---	---	35	RV12C6	.060

¹Electrical overload voids warranty



Year	Engine VIN	Notes	CHAMPION Iridium		Double Platinum		Platinum Power		Copper Plus		Gap
			Stk #	Plug Type	Stk #	Plug Type	Stk #	Plug Type	Stk #	Plug Type	
CHEVROLET (cont)											
LAGUNA (cont)											
5.7L V8, 350 CID (cont)											
1974-1973			---	---	---	---	3018	RV17PMC4	---	---	.044
			---	---	---	---	3018	RV17PMC4	113	RV12C	.036
6.6L V8, 400 CID											
1976			---	---	---	---	3018	RV17PMC4	18	RV15YC4	.044
1975			---	---	---	---	---	---	17	RV19YC6	.060
1974-1973			---	---	---	---	3018	RV17PMC4	113	RV12C	.036
7.4L V8, 454 CID											
1975			---	---	---	---	3025	RV19PMC	25	RV17YC	.036
1974-1973			---	---	---	---	3018	RV17PMC4	113	RV12C	.036
LLV											
2.2L L4, 134 CID											
1995-1994			9402	RS14WLPB6	7020	RS12PLP	3015	RS14PMC4	20	RS13LYC5	.060
2.5L L4, 151 CID											
1993-1987			---	---	7018	RV17PMP4	3018	RV17PMC4	79	RV15YC6	.060
LUMINA											
2.2L L4, 133 CID											
1993			9402	RS14WLPB6	7020	RS12PLP	3015	RS14PMC4	20	RS13LYC5	.044
2.5L L4, 151 CID											
1992-1990			---	---	7018	RV17PMP4	3018	RV17PMC4	79	RV15YC6	.060
3.1L V6, 189 CID											
2001-1996			9404	RS14WYPB5	7940	RS14PYPB5	3013	RS14PYC6	13	RS14YC6	.060
1995			9402	RS14WLPB6	7015	RS14PMP4	3015	RS14PMC4	15	RS15LYC	.060
1994-1990			9402	RS14WLPB6	7015	RS14PMP4	3015	RS14PMC4	15	RS15LYC	.044
3.4L V6, 207 CID											
1997-1996			9404	RS14WYPB5	7963	RS12PYPB5	3013	RS14PYC6	13	RS14YC6	.060
1995-1991			9402	RS14WLPB6	7020	RS12PLP	3015	RS14PMC4	20	RS13LYC5	.044
3.8L V6, 231 CID											
1999-1998			9404	RS14WYPB5	7940	RS14PYPB5	3013	RS14PYC6	13	RS14YC6	.060
LUMINA APV											
3.1L V6, 189 CID											
1995-1990			---	---	7018	RV17PMP4	3018	RV17PMC4	18	RV15YC4	.044
3.4L V6, 207 CID											
1996			9404	RS14WYPB5	7940	RS14PYPB5	3013	RS14PYC6	13	RS14YC6	.060
3.8L V6, 231 CID											
1995-1992			9404	RS14WYPB5	7940	RS14PYPB5	3013	RS14PYC6	13	RS14YC6	.060
LUV											
1.8L L4, 111 CID											
1982-1981			---	---	7405	RN14PMP	3405	RN14PMC	404	RN12YC	.040
1980-1975			---	---	7405	RN14PMP	3405	RN14PMC	405	RN14YC	.036
LUV PICKUP											
1.8L L4, 111 CID											
1974-1972			---	---	7405	RN14PMP	3405	RN14PMC	405	RN14YC	.036
MALIBU											
2.0L L4, 122 CID											
2015-2013			9901	RE10WYPB5	7004	RES9PYP4	3032	RE10PMC5	---	---	.035
2.2L L4, 134 CID											
2008-2007			9300	RES12WYPB4	7437	RES11PYP5	3032	RE10PMC5	---	---	.040
2006-2004			9300	RES12WYPB4	7437	RES11PYP5	3032	RE10PMC5	---	---	.042
2.4L L4, 145 CID											
2014			9300	RES12WYPB4	---	---	---	---	---	---	.032
2013			9300	RES12WYPB4	---	---	---	---	---	---	.035
2012-2010			9300	RES12WYPB4	7437	RES11PYP5	3032	RE10PMC5	---	---	.040
2009-2008			9300	RES12WYPB4	7437	RES11PYP5	3032	RE10PMC5	---	---	.044
2.4L L4, 146 CID											
1999-1998			9405	RS12WMPB4	7963	RS12PYPB5	3013	RS14PYC6	401	RS12YC	.050
1997			9404	RS14WYPB5	7940	RS14PYPB5	3013	RS14PYC6	13	RS14YC6	.060



Year	Engine	Notes	Iridium		Double Platinum		Platinum Power		Copper Plus		Gap
	VIN		Stk #	Plug Type	Stk #	Plug Type	Stk #	Plug Type	Stk #	Plug Type	
CHEVROLET (cont)											
MALIBU											
2.5L L4, 153 CID											
2015-2013			9300	RES12WYPB4	---	---	---	---	---	---	.043
3.1L V6, 189 CID											
2003			9404	RS14WYPB5	7940	RS14PYPB5	3013	RS14PYC6	13	RS14YC6	.060
2002-1997			9404	RS14WYPB5	7940	RS14PYPB5	3013	RS14PYC6	13	RS14YC6	.060
3.3L V6, 200 CID											
1979-1978			---	---	---	---	3025	RV19PMC	19	RV19YC	.044
3.5L V6, 213 CID											
2010-2007			9405	RS12WMPB4	7983	RS14PMPB5	3983	RS14PMCB5	407	RS14LC	.040
2006-2004			9404	RS14WYPB5	7940	RS14PYPB5	3013	RS14PYC6	13	RS14YC6	.060
3.6L V6, 217 CID											
2012-2010			9901	RE10WYPB5	7004	RES9PYP4	3032	RE10PMC5	---	---	.044
2009-2008			9901	RE10WYPB5	7437	RES11PYP5	3032	RE10PMC5	---	---	.044
3.8L L6, 230 CID											
1967			---	---	7405	RN14PMP	3405	RN14PMC	405	RN14YC	.036
3.8L V6, 229 CID											
1983-1980			---	---	---	---	3018	RV17PMC4	18	RV15YC4	.044
3.8L V6, 231 CID											
1983-1982	A		---	---	---	---	3018	RV17PMC4	79	RV15YC6	.060
1981-1980	A		---	---	---	---	---	---	79	RV15YC6	.060
1979	2		---	---	---	---	3018	RV17PMC4	79	RV15YC6	.060
	A		---	---	---	---	---	---	79	RV15YC6	.060
1978			---	---	---	---	---	---	79	RV15YC6	.060
3.9L V6, 237 CID											
2007-2006			9405	RS12WMPB4	7983	RS14PMPB5	3983	RS14PMCB5	407	RS14LC	.040
4.1L L6, 250 CID											
1977-1976			---	---	---	---	3018	RV17PMC4	18	RV15YC4	.036
1975-1973			---	---	---	---	3025	RV19PMC	19	RV19YC	.036
1967			---	---	7405	RN14PMP	3405	RN14PMC	405	RN14YC	.036
4.3L V6, 260 CID											
1983-1982		DIESEL	---	---	---	---	---	---	180¹	CH80	
4.4L V8, 267 CID											
1982-1979			---	---	---	---	3018	RV17PMC4	18	RV15YC4	.044
4.6L V8, 283 CID											
1967			---	---	---	---	---	---	14	RJ12YC	.036
5.0L V8, 305 CID											
1983-1976			---	---	---	---	3018	RV17PMC4	18	RV15YC4	.044
5.0L V8, 307 CID											
1973			---	---	---	---	3018	RV17PMC4	113	RV12C	.036
5.3L V8, 327 CID											
1967			---	---	---	---	---	---	14	RJ12YC	.036
5.7L V8, 350 CID											
1983-1982		DIESEL	---	---	---	---	---	---	180¹	CH80	
1981-1976			---	---	---	---	3018	RV17PMC4	18	RV15YC4	.044
1975			---	---	---	---	3018	RV17PMC4	35	RV12C6	.060
1974-1973			---	---	---	---	3018	RV17PMC4	113	RV12C	.036
6.5L V8, 396 CID											
1967			---	---	7405	RN14PMP	3405	RN14PMC	405	RN14YC	.036
6.6L V8, 400 CID											
1976			---	---	---	---	3018	RV17PMC4	18	RV15YC4	.044
1975	M		---	---	---	---	3025	RV19PMC	35	RV12C6	.060
	U		---	---	---	---	---	---	17	RV19YC6	.060
1974-1973			---	---	---	---	3018	RV17PMC4	113	RV12C	.036
7.4L V8, 454 CID											
1975			---	---	---	---	3025	RV19PMC	25	RV17YC	.036
1974-1973			---	---	---	---	3018	RV17PMC4	113	RV12C	.036
METRO											
1.0L L3, 61 CID											
2000-1998			9007	RN10WYPB5	7415	RN9PYP	3415	RN9PYC	415	RN9YC	.042

¹Electrical overload voids warranty



Year	Engine VIN	Notes	Iridium		Double Platinum		Platinum Power		Copper Plus		Gap
			Stk #	Plug Type	Stk #	Plug Type	Stk #	Plug Type	Stk #	Plug Type	
CHEVROLET (cont)											
METRO											
1.3L L4, 79 CID											
2001-1999			9802	RC8WYPB4	7546	RC10PYPB4	3344	RC9PYC	344	RC9YC	.042
1998			---	---	7546	RC10PYPB4	3344	RC9PYC	344	RC9YC	.042
1992			9007	RN10WYPB5	7415	RN9PYP	3415	RN9PYC	301	RN9YC4	.042
MONTE CARLO											
3.1L V6, 189 CID											
1999-1996			9404	RS14WYPB5	7940	RS14PYPB5	3013	RS14PYC6	13	RS14YC6	.060
1995			9402	RS14WLPB6	7015	RS14PMP4	3015	RS14PMC4	15	RS15LYC	.060
3.3L V6, 200 CID											
1979-1978			---	---	---	---	3025	RV19PMC	19	RV19YC	.044
3.4L V6, 207 CID											
2005-2003			9404	RS14WYPB5	7940	RS14PYPB5	3013	RS14PYC6	13	RS14YC6	.060
2002-2000			9404	RS14WYPB5	7940	RS14PYPB5	3013	RS14PYC6	13	RS14YC6	.060
1997-1996			9404	RS14WYPB5	7963	RS12PYPB5	3013	RS14PYC6	13	RS14YC6	.060
1995			9405	RS12WMPB4	7020	RS12PLP	3024	RS10ZPYB4	403	RS10LC	.044
3.5L V6, 213 CID											
2007-2006			9405	RS12WMPB4	7983	RS14PMPB5	3983	RS14PMC5	407	RS14LC	.040
3.8L V6, 229 CID											
1984-1980			---	---	---	---	3018	RV17PMC4	18	RV15YC4	.044
3.8L V6, 231 CID											
2005-2003			9404	RS14WYPB5	7940	RS14PYPB5	3013	RS14PYC6	13	RS14YC6	.060
2002-1998			9404	RS14WYPB5	7940	RS14PYPB5	3013	RS14PYC6	13	RS14YC6	.060
1987			---	---	---	---	---	---	17	RV19YC6	.060
1986-1985			---	---	---	---	3025	RV19PMC	37	RV17YC6	.060
1984-1982			---	---	---	---	3018	RV17PMC4	79	RV15YC6	.060
1981-1980	3	Turbo	---	---	---	---	3018	RV17PMC4	18	RV15YC4	.040
	A	Nat. Asp.	---	---	---	---	---	---	79	RV15YC6	.060
1979	2		---	---	---	---	3018	RV17PMC4	79	RV15YC6	.060
	A		---	---	---	---	---	---	79	RV15YC6	.060
1978			---	---	---	---	---	---	79	RV15YC6	.060
3.9L V6, 237 CID											
2006			9405	RS12WMPB4	7983	RS14PMPB5	3983	RS14PMC5	407	RS14LC	.040
4.3L V6, 260 CID											
1983-1982		DIESEL	---	---	---	---	---	---	180¹	CH80	
4.3L V6, 262 CID											
1988-1985			---	---	---	---	3025	RV19PMC	19	RV19YC	.036
4.4L V8, 267 CID											
1982-1979			---	---	---	---	3018	RV17PMC4	18	RV15YC4	.044
5.0L V8, 305 CID											
1988-1985	G		---	---	---	---	3025	RV19PMC	25	RV17YC	.036
	H		---	---	---	---	3025	RV19PMC	19	RV19YC	.044
1984-1976			---	---	---	---	3018	RV17PMC4	18	RV15YC4	.044
5.3L V8, 325 CID											
2007-2006			9405	RS12WMPB4	---	---	---	---	401	RS12YC	.040
5.7L V8, 350 CID											
1984		DIESEL	---	---	---	---	---	---	147¹	CH182	
1983-1982		DIESEL	---	---	---	---	---	---	180¹	CH80	
1977-1976			---	---	---	---	3018	RV17PMC4	18	RV15YC4	.044
1975			---	---	---	---	3018	RV17PMC4	35	RV12C6	.060
1974-1972			---	---	---	---	3018	RV17PMC4	113	RV12C	.036
1971			---	---	---	---	3018	RV17PMC4	18	RV15YC4	.036
1970			---	---	---	---	---	---	14	RJ12YC	.036
6.6L V8, 400 CID											
1976			---	---	---	---	3018	RV17PMC4	18	RV15YC4	.044
1975			---	---	---	---	---	---	17	RV19YC6	.060
1974-1972			---	---	---	---	3018	RV17PMC4	113	RV12C	.036
1971			---	---	---	---	3025	RV19PMC	19	RV19YC	.036
1970			---	---	---	---	---	---	14	RJ12YC	.036

¹Electrical overload voids warranty



Year	Engine	Notes	CHAMPION Iridium		Double Platinum		Platinum Power		Copper Plus		Gap
	VIN		Stk #	Plug Type	Stk #	Plug Type	Stk #	Plug Type	Stk #	Plug Type	
CHEVROLET (cont)											
MONTE CARLO											
6.6L V8, 402 CID											
1972			---	---	---	---	3018	RV17PMC4	113	RV12C	.036
1971-1970			---	---	---	---	3025	RV19PMC	25	RV17YC	.036
7.4L V8, 454 CID											
1975			---	---	---	---	3025	RV19PMC	25	RV17YC	.036
1974-1972			---	---	---	---	3018	RV17PMC4	113	RV12C	.036
1971-1970			---	---	---	---	3025	RV19PMC	25	RV17YC	.036
MONZA											
2.3L L4, 140 CID											
1977-1976			---	---	7018	RV17PMP4	3018	RV17PMC4	18	RV15YC4	.036
1975			---	---	7018	RV17PMP4	3018	RV17PMC4	79	RV15YC6	.060
2.5L L4, 151 CID											
1980-1978			---	---	---	---	3025	RV19PMC	37	RV17YC6	.060
3.2L V6, 196 CID											
1979-1978			---	---	---	---	---	---	17	RV19YC6	.060
3.8L V6, 231 CID											
1980			---	---	---	---	---	---	79	RV15YC6	.060
1979	2		---	---	---	---	3018	RV17PMC4	79	RV15YC6	.060
	A		---	---	---	---	---	---	79	RV15YC6	.060
1978			---	---	---	---	---	---	79	RV15YC6	.060
4.3L V8, 262 CID											
1976			---	---	---	---	3018	RV17PMC4	18	RV15YC4	.044
1975			---	---	---	---	3025	RV19PMC	37	RV17YC6	.060
5.0L V8, 305 CID											
1979-1976			---	---	---	---	3018	RV17PMC4	18	RV15YC4	.044
5.7L V8, 350 CID											
1975			---	---	---	---	3025	RV19PMC	19	RV19YC	.044
NOVA											
1.6L L4, 98 CID											
1988	4	CARB	9007	RN10WYPB5	7332	RN10PYP4	3322	RN14PMC3	322	RN11YC4	.044
	5	FI	9201	RC12WYPB4	7071	RC12PYP	3071	RC12PYC	71	RC12YC	.044
1987-1985			9007	RN10WYPB5	7332	RN10PYP4	3322	RN14PMC3	322	RN11YC4	.044
2.5L L4, 153 CID											
1970-1969			---	---	7405	RN14PMP	3405	RN14PMC	405	RN14YC	.036
3.8L L6, 230 CID											
1970-1969			---	---	7405	RN14PMP	3405	RN14PMC	405	RN14YC	.036
4.1L L6, 250 CID											
1979-1976			---	---	---	---	3018	RV17PMC4	18	RV15YC4	.036
1975-1970			---	---	---	---	3025	RV19PMC	19	RV19YC	.036
1969			---	---	7405	RN14PMP	3405	RN14PMC	405	RN14YC	.036
4.3L V8, 262 CID											
1975			---	---	---	---	3025	RV19PMC	37	RV17YC6	.060
5.0L V8, 305 CID											
1979-1976			---	---	---	---	3018	RV17PMC4	18	RV15YC4	.044
5.0L V8, 307 CID											
1973-1972			---	---	---	---	3018	RV17PMC4	113	RV12C	.036
1971			---	---	---	---	3025	RV19PMC	19	RV19YC	.036
1970-1969			---	---	---	---	---	---	58	RJ18YC	.036
5.7L V8, 350 CID											
1979-1976			---	---	---	---	3018	RV17PMC4	18	RV15YC4	.044
1975			---	---	---	---	3018	RV17PMC4	35	RV12C6	.060
1974-1972			---	---	---	---	3018	RV17PMC4	113	RV12C	.036
1971			---	---	---	---	3018	RV17PMC4	18	RV15YC4	.036
1970-1969			---	---	---	---	---	---	14	RJ12YC	.036
6.5L V8, 396 CID											
1970-1969			---	---	7405	RN14PMP	3405	RN14PMC	405	RN14YC	.036
6.6L V8, 402 CID											
1972			---	---	---	---	3018	RV17PMC4	113	RV12C	.036
1971-1970			---	---	---	---	3025	RV19PMC	25	RV17YC	.036



Year	Engine VIN	Notes	CHAMPION Iridium		Double Platinum		Platinum Power		Copper Plus		Gap
			Stk #	Plug Type	Stk #	Plug Type	Stk #	Plug Type	Stk #	Plug Type	
CHEVROLET (cont)											
NOVA											
7.4L V8, 454 CID											
1971-1970			---	---	---	---	3025	RV19PMC	113	RV12C	.036
OPTRA											
2.0L L4, 122 CID											
2005-2004			9201	RC12WYPB4	7071	RC12PYP	3071	RC12PYC	71	RC12YC	.044
2.0L L4, 2000cc											
2007-2006			9201	RC12WYPB4	7071	RC12PYP	3071	RC12PYC	71	RC12YC	.044
ORLANDO											
2.4L L4, 145 CID											
2014			9300	RES12WYPB4	---	---	---	---	---	---	.032
2013-2012			9300	RES12WYPB4	---	---	---	---	---	---	.035
P10											
4.8L L6, 292 CID											
1980-1976			---	---	---	---	3018	RV17PMC4	18	RV15YC4	.036
1975			---	---	---	---	3025	RV19PMC	25	RV17YC	.036
5.0L V8, 305 CID											
1979			---	---	---	---	3018	RV17PMC4	18	RV15YC4	.044
5.7L V8, 350 CID											
1978-1977			---	---	---	---	3018	RV17PMC4	18	RV15YC4	.044
1975			---	---	---	---	3025	RV19PMC	25	RV17YC	.044
6.6L V8, 400 CID											
1977			---	---	---	---	3018	RV17PMC4	113	RV12C	.036
P10 SERIES											
3.8L L6, 230 CID											
1967			---	---	7405	RN14PMP	3405	RN14PMC	405	RN14YC	.036
4.1L L6, 250 CID											
1967			---	---	7405	RN14PMP	3405	RN14PMC	405	RN14YC	.036
4.8L L6, 292 CID											
1967			---	---	7405	RN14PMP	3405	RN14PMC	405	RN14YC	.036
P10 VAN											
3.8L L6, 230 CID											
1969-1968			---	---	7405	RN14PMP	3405	RN14PMC	405	RN14YC	.036
4.1L L6, 250 CID											
1974-1970			---	---	---	---	3025	RV19PMC	19	RV19YC	.036
1969-1968			---	---	7405	RN14PMP	3405	RN14PMC	405	RN14YC	.036
5.0L V8, 307 CID											
1973			---	---	---	---	3018	RV17PMC4	113	RV12C	.036
5.7L V8, 350 CID											
1973			---	---	---	---	3018	RV17PMC4	113	RV12C	.036
7.4L V8, 454 CID											
1973			---	---	---	---	3018	RV17PMC4	113	RV12C	.036
P20											
4.8L L6, 292 CID											
1989-1985			---	---	---	---	3025	RV19PMC	25	RV17YC	.036
1984-1976			---	---	---	---	3018	RV17PMC4	18	RV15YC4	.036
1975			---	---	---	---	3025	RV19PMC	25	RV17YC	.036
5.7L V8, 350 CID											
1989-1988			---	---	7018	RV17PMP4	3018	RV17PMC4	18	RV15YC4	.036
1987	K	FI	---	---	7018	RV17PMP4	3018	RV17PMC4	18	RV15YC4	.036
	M	CARB	---	---	---	---	3025	RV19PMC	25	RV17YC	.044
1986-1985			---	---	---	---	3025	RV19PMC	25	RV17YC	.044
1984-1976			---	---	---	---	3018	RV17PMC4	18	RV15YC4	.044
1975			---	---	---	---	3025	RV19PMC	25	RV17YC	.044
6.2L V8, 379 CID											
1989-1982		DIESEL	---	---	---	---	---	---	191 ¹	CH238	
7.4L V8, 454 CID											
1979			---	---	---	---	3018	RV17PMC4	113	RV12C	.044

¹Electrical overload voids warranty



Year	Engine	Notes	CHAMPION Iridium		Double Platinum		Platinum Power		Copper Plus		Gap
	VIN		Stk #	Plug Type	Stk #	Plug Type	Stk #	Plug Type	Stk #	Plug Type	
CHEVROLET (cont)											
P20 (cont)											
7.4L V8, 454 CID (cont)											
1976			---	---	---	---	3018	RV17PMC4	113	RV12C	.044
P20 SERIES											
4.1L L6, 250 CID											
1967			---	---	7405	RN14PMP	3405	RN14PMC	405	RN14YC	.036
4.8L L6, 292 CID											
1967			---	---	7405	RN14PMP	3405	RN14PMC	405	RN14YC	.036
P20 VAN											
4.1L L6, 250 CID											
1974-1970			---	---	---	---	3025	RV19PMC	19	RV19YC	.036
4.8L L6, 292 CID											
1974-1972			---	---	---	---	3018	RV17PMC4	113	RV12C	.036
1971-1970			---	---	---	---	3025	RV19PMC	19	RV19YC	.036
1969-1968			---	---	7405	RN14PMP	3405	RN14PMC	405	RN14YC	.036
5.0L V8, 307 CID											
1973			---	---	---	---	3018	RV17PMC4	113	RV12C	.036
1969			---	---	---	---	---	---	58	RJ18YC	.036
1968			---	---	---	---	---	---	14	RJ12YC	.036
5.7L V8, 350 CID											
1974-1972			---	---	---	---	3018	RV17PMC4	113	RV12C	.036
1971		215 HP	---	---	---	---	---	---	113	RV12C	.036
		250 HP	---	---	---	---	---	---	406	RV12YC	.036
1970			---	---	---	---	3018	RV17PMC4	---	---	.036
1970			---	---	---	---	---	---	14	RJ12YC	.036
7.4L V8, 454 CID											
1973			---	---	---	---	3018	RV17PMC4	113	RV12C	.036
1971			---	---	---	---	3025	RV19PMC	25	RV17YC	.036
1970			---	---	7018	RV17PMP4	3018	RV17PMC4	18	RV15YC4	.036
P30											
4.1L L6, 250 CID											
1979			---	---	---	---	3018	RV17PMC4	18	RV15YC4	.036
1976			---	---	---	---	3018	RV17PMC4	18	RV15YC4	.036
4.3L V6, 262 CID											
1999-1997			9404	RS14WYPB5	7940	RS14PYPB5	3013	RS14PYC6	13	RS14YC6	.060
1996			---	---	7018	RV17PMP4	3018	RV17PMC4	18	RV15YC4	.044
1995-1994			---	---	7018	RV17PMP4	3018	RV17PMC4	18	RV15YC4	.044
1993-1990			---	---	7018	RV17PMP4	3018	RV17PMC4	18	RV15YC4	.036
4.8L L6, 292 CID											
1989-1985			---	---	---	---	3025	RV19PMC	25	RV17YC	.036
1984-1976			---	---	---	---	3018	RV17PMC4	18	RV15YC4	.036
1975			---	---	---	---	3025	RV19PMC	25	RV17YC	.036
5.7L V8, 350 CID											
1999-1997			9404	RS14WYPB5	7940	RS14PYPB5	3013	RS14PYC6	13	RS14YC6	.060
1996	K		---	---	7018	RV17PMP4	3018	RV17PMC4	18	RV15YC4	.036
	R		9404	RS14WYPB5	7940	RS14PYPB5	3013	RS14PYC6	13	RS14YC6	.060
1995-1989			---	---	7018	RV17PMP4	3018	RV17PMC4	18	RV15YC4	.036
1988-1987	K	FI	---	---	7018	RV17PMP4	3018	RV17PMC4	18	RV15YC4	.036
	M	CARB	---	---	---	---	3025	RV19PMC	25	RV17YC	.044
1986-1985			---	---	---	---	3025	RV19PMC	25	RV17YC	.044
1984-1976			---	---	---	---	3018	RV17PMC4	18	RV15YC4	.044
1975	V		---	---	---	---	3025	RV19PMC	19	RV19YC	.044
	Y		---	---	---	---	3025	RV19PMC	25	RV17YC	.044
6.2L V8, 379 CID											
1993-1982		DIESEL	---	---	---	---	---	---	191 ¹	CH238	
6.5L V8, 395 CID											
1999-1994		DIESEL	---	---	---	---	---	---	191 ¹	CH238	
6.6L V8, 400 CID											
1976			---	---	---	---	3018	RV17PMC4	113	RV12C	.036

¹Electrical overload voids warranty



Year	Engine VIN	Notes	CHAMPION Iridium		Double Platinum		Platinum Power		Copper Plus		Gap
			Stk #	Plug Type	Stk #	Plug Type	Stk #	Plug Type	Stk #	Plug Type	
CHEVROLET (cont)											
P30											
7.4L V8, 454 CID											
1999-1998			9405	RS12WMPB4	7983	RS14PMPB5	3983	RS14PMCB5	13	RS14YC6	.060
1997-1996	J		9405	RS12WMPB4	7983	RS14PMPB5	3983	RV19PMC	13	RV17YC	.060
	N		---	---	---	---	3025	RV19PMC	25	RV17YC	.036
1995-1990			---	---	---	---	3025	RV19PMC	25	RV17YC	.036
1989-1987			---	---	---	---	3025	RV19PMC	113	RV12C	.044
1986-1985			---	---	---	---	3025	RV19PMC	113	RV12C	.036
1984-1983			---	---	---	---	3018	RV17PMC4	113	RV12C	.036
1982			---	---	---	---	3018	RV17PMC4	113	RV12C	.044
1981-1980			---	---	---	---	3018	RV17PMC4	113	RV12C	.036
1979-1977			---	---	---	---	3018	RV17PMC4	113	RV12C	.044
1976	S		---	---	---	---	3018	RV17PMC4	18	RV15YC4	.044
	Y		---	---	---	---	3018	RV17PMC4	113	RV12C	.044
1975			---	---	---	---	3025	RV19PMC	113	RV12C	.036
P30 SERIES											
4.1L L6, 250 CID											
1967			---	---	7405	RN14PMP	3405	RN14PMC	405	RN14YC	.036
4.8L L6, 292 CID											
1967			---	---	7405	RN14PMP	3405	RN14PMC	405	RN14YC	.036
P30 VAN											
4.1L L6, 250 CID											
1974-1970			---	---	---	---	3025	RV19PMC	19	RV19YC	.036
4.8L L6, 292 CID											
1974		GAS	---	---	---	---	3018	RV17PMC4	113	RV12C	.036
		LPG	---	---	---	---	3018	RV17PMC4	113	RV12C	.036
1973-1972			---	---	---	---	3018	RV17PMC4	113	RV12C	.036
1971-1970			---	---	---	---	3025	RV19PMC	19	RV19YC	.036
1969-1968			---	---	7405	RN14PMP	3405	RN14PMC	405	RN14YC	.036
5.0L V8, 307 CID											
1973			---	---	---	---	3018	RV17PMC4	113	RV12C	.036
1969			---	---	---	---	---	---	58	RJ18YC	.036
1968			---	---	---	---	---	---	14	RJ12YC	.036
5.7L V8, 350 CID											
1974	V		---	---	---	---	3018	RV17PMC4	113	RV12C	.036
	Y		---	---	---	---	3018	RV17PMC4	113	RV12C	.036
1973-1972			---	---	---	---	3018	RV17PMC4	113	RV12C	.036
1971			---	---	---	---	3025	RV19PMC	25	RV17YC	.036
1970			---	---	---	---	---	---	14	RJ12YC	.036
6.6L V8, 402 CID											
1972			---	---	---	---	3018	RV17PMC4	113	RV12C	.036
7.4L V8, 454 CID											
1974-1973			---	---	---	---	3018	RV17PMC4	113	RV12C	.036
1971			---	---	---	---	3025	RV19PMC	25	RV17YC	.036
1970			---	---	7018	RV17PMP4	3018	RV17PMC4	18	RV15YC4	.036
PRIZM											
1.8L L4, 110 CID											
2002-2000			9002	RC10WMPB4	7002	RC10PMPB4	3318	RC12PMC4	354 ²	RC10DMC	.044
1999-1998			9002	RC10WMPB4	7002	RC10PMPB4	3318	RC12PMC4	354²	RC10DMC	.044
R10											
4.3L V6, 262 CID											
1987			---	---	---	---	3025	RV19PMC	25	RV17YC	.036
5.0L V8, 305 CID											
1987			---	---	7018	RV17PMP4	3018	RV17PMC4	18	RV15YC4	.044
5.7L V8, 350 CID											
1987			---	---	7018	RV17PMP4	3018	RV17PMC4	18	RV15YC4	.036
6.2L V8, 379 CID											
1987		DIESEL	---	---	---	---	---	---	191¹	CH238	

¹Electrical overload voids warranty; ²Multi-Ground Plug



Year	Engine		Notes	CHAMPION Iridium		Double Platinum		Platinum Power		Copper Plus		Gap
	VIN			Stk #	Plug Type	Stk #	Plug Type	Stk #	Plug Type	Stk #	Plug Type	
CHEVROLET (cont)												
R10 SUBURBAN												
5.0L V8, 305 CID												
1987				---	---	7018	RV17PMP4	3018	RV17PMC4	18	RV15YC4	.044
5.7L V8, 350 CID												
1988-1987				---	---	7018	RV17PMP4	3018	RV17PMC4	18	RV15YC4	.036
6.2L V8, 379 CID												
1988-1987		DIESEL		---	---	---	---	---	---	191 ¹	CH238	
R1500 SUBURBAN												
5.7L V8, 350 CID												
1991-1989				---	---	7018	RV17PMP4	3018	RV17PMC4	18	RV15YC4	.036
6.2L V8, 379 CID												
1991-1989		DIESEL		---	---	---	---	---	---	191 ¹	CH238	
R20												
4.3L V6, 262 CID												
1987				---	---	---	---	3025	RV19PMC	25	RV17YC	.036
4.8L L6, 292 CID												
1988-1987				---	---	---	---	3025	RV19PMC	25	RV17YC	.036
5.0L V8, 305 CID												
1987				---	---	7018	RV17PMP4	3018	RV17PMC4	18	RV15YC4	.044
5.7L V8, 350 CID												
1988-1987				---	---	7018	RV17PMP4	3018	RV17PMC4	18	RV15YC4	.036
6.2L V8, 379 CID												
1988-1987		DIESEL		---	---	---	---	---	---	191 ¹	CH238	
7.4L V8, 454 CID												
1988-1987				---	---	---	---	3025	RV19PMC	25	RV17YC	.036
R20 SUBURBAN												
5.7L V8, 350 CID												
1988-1987				---	---	7018	RV17PMP4	3018	RV17PMC4	18	RV15YC4	.036
6.2L V8, 379 CID												
1988-1987		DIESEL		---	---	---	---	---	---	191 ¹	CH238	
7.4L V8, 454 CID												
1988-1987				---	---	---	---	3025	RV19PMC	25	RV17YC	.036
R2500												
5.7L V8, 350 CID												
1989				---	---	7018	RV17PMP4	3018	RV17PMC4	18	RV15YC4	.036
6.2L V8, 379 CID												
1989		DIESEL		---	---	---	---	---	---	191 ¹	CH238	
7.4L V8, 454 CID												
1989				---	---	---	---	3025	RV19PMC	25	RV17YC	.036
R2500 SUBURBAN												
5.7L V8, 350 CID												
1991-1989				---	---	7018	RV17PMP4	3018	RV17PMC4	18	RV15YC4	.036
6.2L V8, 379 CID												
1991-1989		DIESEL		---	---	---	---	---	---	191 ¹	CH238	
7.4L V8, 454 CID												
1991-1989				---	---	---	---	3025	RV19PMC	25	RV17YC	.036
R30												
4.8L L6, 292 CID												
1988-1987				---	---	---	---	3025	RV19PMC	25	RV17YC	.036
5.7L V8, 350 CID												
1988-1987	K	FI		---	---	7018	RV17PMP4	3018	RV17PMC4	18	RV15YC4	.036
	M	CARB		---	---	---	---	3025	RV19PMC	25	RV17YC	.044
6.2L V8, 379 CID												
1988-1987		DIESEL		---	---	---	---	---	---	191 ¹	CH238	
7.4L V8, 454 CID												
1988	N	FI		---	---	---	---	3025	RV19PMC	25	RV17YC	.036
	W	CARB		---	---	---	---	3025	RV19PMC	113	RV12C	.036
1987	N	FI		---	---	---	---	3025	RV19PMC	25	RV17YC	.036

¹Electrical overload voids warranty



Year	Engine VIN	Notes	CHAMPION Iridium		Double Platinum		Platinum Power		Copper Plus		Gap
			Stk #	Plug Type	Stk #	Plug Type	Stk #	Plug Type	Stk #	Plug Type	
CHEVROLET (cont)											
R30 (cont)											
7.4L V8, 454 CID (cont)											
	W	CARB	---	---	---	---	3025	RV19PMC	113	RV12C	.044
R3500											
5.7L V8, 350 CID											
1991-1989			---	---	7018	RV17PMP4	3018	RV17PMC4	18	RV15YC4	.036
6.2L V8, 379 CID											
1991-1989		DIESEL	---	---	---	---	---	---	191 ¹	CH238	
7.4L V8, 454 CID											
1991-1990			---	---	---	---	3025	RV19PMC	25	RV17YC	.036
1989	N	FI	---	---	---	---	3025	RV19PMC	25	RV17YC	.036
	W	CARB	---	---	---	---	3025	RV19PMC	113	RV12C	.036
S10											
1.9L L4, 119 CID											
1985-1982			---	---	7405	RN14PMP	3405	RN14PMC	404	RN12YC	.044
2.0L L4, 122 CID											
1984-1983			---	---	---	---	---	---	406	RV12YC	.036
2.2L L4, 134 CID											
2003-1998			9404	RS14WYPB5	7408	RS14PYPB	3407	RS14ZPYC5	408	RS14YC	.040
1997-1996			9405	RS12WMPB4	7020	RS12PLP	3015	RS14PMC4	20	RS13LYC5	.045
1995-1994			9405	RS12WMPB4	7020	RS12PLP	3015	RS14PMC4	20	RS13LYC5	.045
2.5L L4, 151 CID											
1993-1985			---	---	7018	RV17PMP4	3018	RV17PMC4	79	RV15YC6	.060
2.8L V6, 173 CID											
1993-1982			---	---	7018	RV17PMP4	3018	RV17PMC4	18	RV15YC4	.044
4.3L V6, 262 CID											
2004-1996			9404	RS14WYPB5	7963	RS12PYPB5	3013	RS14PYC6	13	RS14YC6	.060
1995-1994			---	---	7018	RV17PMP4	3018	RV17PMC4	406	RV12YC	.044
1993-1988			---	---	7018	RV17PMP4	3018	RV17PMC4	406	RV12YC	.036
S10 BLAZER											
1.9L L4, 119 CID											
1984-1983			---	---	7405	RN14PMP	3405	RN14PMC	404	RN12YC	.044
2.0L L4, 122 CID											
1984-1983			---	---	---	---	---	---	406	RV12YC	.036
2.5L L4, 151 CID											
1988-1985			---	---	7018	RV17PMP4	3018	RV17PMC4	79	RV15YC6	.060
2.8L V6, 173 CID											
1989-1983			---	---	7018	RV17PMP4	3018	RV17PMC4	18	RV15YC4	.044
4.3L V6, 262 CID											
1994			---	---	7018	RV17PMP4	3018	RV17PMC4	18	RV15YC4	.044
1993-1992	W		---	---	7018	RV17PMP4	3018	RV17PMC4	18	RV15YC4	.044
	Z		---	---	7018	RV17PMP4	3018	RV17PMC4	18	RV15YC4	.036
1991-1988			---	---	7018	RV17PMP4	3018	RV17PMC4	18	RV15YC4	.036
SILVERADO 1500											
4.3L V6, 262 CID											
2015-2014			9200	RS10ZWYPB5	7200	RS10ZPYPB5	3024	RS10ZPYB4	403	RS10LC	.040
2013-2010			9404	RS14WYPB5	7940	RS14PYPB5	3013	RS14PYC6	13	RS14YC6	.060
2009-2004			9404	RS14WYPB5	7940	RS14PYPB5	3013	RS14PYC6	13	RS14YC6	.060
2003-1999			9404	RS14WYPB5	7963	RS12PYPB5	3013	RS14PYC6	13	RS14YC6	.060
4.8L V8, 294 CID											
2013-1999			9405	RS12WMPB4	---	---	---	---	401	RS12YC	.040
5.3L V8, 323 CID											
2005-1999			9405	RS12WMPB4	---	---	---	---	401	RS12YC	.040
5.3L V8, 325 CID											
2015-2014			9200	RS10ZWYPB5	7200	RS10ZPYPB5	3024	RS10ZPYB4	403	RS10LC	.040
2013-2006			9405	RS12WMPB4	---	---	---	---	401	RS12YC	.040
6.0L V8, 364 CID											
2013-2003			9405	RS12WMPB4	---	---	---	---	401	RS12YC	.040

¹Electrical overload voids warranty



Year	Engine	Notes	CHAMPION	Iridium		Double Platinum		Platinum Power		Copper Plus		Gap
	VIN		Stk #	Plug Type	Stk #	Plug Type	Stk #	Plug Type	Stk #	Plug Type		
CHEVROLET (cont)												
SILVERADO 1500												
6.2L V8, 376 CID												
2015-2014			9200	RS10ZWYPB5	7200	RS10ZPYPB5	3024	RS10ZPYB4	403	RS10LC	.040	
2013-2009			9405	RS12WMPB4	---	---	---	---	401	RS12YC	.040	
SILVERADO 1500 HD												
6.0L V8, 364 CID												
2007-2005			9405	RS12WMPB4	---	---	---	---	401	RS12YC	.040	
2003-2001			9405	RS12WMPB4	---	---	---	---	401	RS12YC	.040	
SILVERADO 2500												
5.3L V8, 323 CID												
2000-1999			9405	RS12WMPB4	---	---	---	---	401	RS12YC	.040	
6.0L V8, 364 CID												
2004-1999			9405	RS12WMPB4	---	---	---	---	401	RS12YC	.040	
SILVERADO 2500 HD												
6.0L V8, 364 CID												
2014-2001			9405	RS12WMPB4	---	---	---	---	401	RS12YC	.040	
6.6L V8, 400 CID												
2014-2005		DIESEL	---	---	---	---	---	---	143	---		
2004-2001		DIESEL	---	---	---	---	---	---	144	---		
8.1L V8, 496 CID												
2007-2001			---	---	7983	RS14PMPB5	3983	RS14PMCB5	---	---	.060	
SILVERADO 3500												
6.0L V8, 364 CID												
2007-2001			9405	RS12WMPB4	---	---	---	---	401	RS12YC	.040	
6.6L V8, 400 CID												
2007-2005		DIESEL	---	---	---	---	---	---	143	---		
2004-2001		DIESEL	---	---	---	---	---	---	144	---		
8.1L V8, 496 CID												
2007-2001			---	---	7983	RS14PMPB5	3983	RS14PMCB5	---	---	.060	
SILVERADO 3500 HD												
6.0L V8, 364 CID												
2014-2007			9405	RS12WMPB4	---	---	---	---	401	RS12YC	.040	
6.6L V8, 400 CID												
2014-2007		DIESEL	---	---	---	---	---	---	143	---		
SONIC												
1.4L L4, 83 CID												
2015-2013			9801	RC8WYPB3	---	---	---	---	337	RC8YC	.028	
2012			9801	RC8WYPB3	7344	RC9PYP	3344	RC9PYC	344	RC9YC	.028	
1.8L L4, 110 CID												
2015-2013			9801	RC8WYPB3	---	---	---	---	337	RC8YC	.028	
2012			9801	RC8WYPB3	---	---	3344	RC9PYC	344	RC9YC	.028	
			---	---	7344	RC9PYP	---	---	---	---	.032	
SPARK												
1.2L L4, 76 CID												
2015-2013			9700	RA7WYB	---	---	---	---	---	---	.031	
SPECTRUM												
1.5L L4, 92 CID												
1988-1987	7	Nat. Asp.	9007	RN10WYPB5	7332	RN10PYP4	3322	RN14PMC3	322	RN11YC4	.044	
	9	Turbo	9007	RN10WYPB5	7332	RN10PYP4	3322	RN14PMC3	322	RN11YC4	.044	
1986-1985			9007	RN10WYPB5	7332	RN10PYP4	3322	RN14PMC3	322	RN11YC4	.044	
SPRINT												
1.0L L3, 61 CID												
1992-1989	2	Turbo	9804	RN8WYPB3	7415	RN9PYP	3415	RN9PYC	415	RN9YC	.044	
	6	Nat. Asp.	9007	RN10WYPB5	7332	RN10PYP4	3322	RN14PMC3	322	RN11YC4	.044	
1988-1987	2	Turbo	9804	RN8WYPB3	7415	RN9PYP	3415	RN9PYC	415	RN9YC	.044	
	5	Nat. Asp.	9007	RN10WYPB5	7332	RN10PYP4	3322	RN14PMC3	322	RN11YC4	.044	
1986-1985			---	---	7332	RN10PYP4	3322	RN14PMC3	322	RN11YC4	.036	



Year	Engine VIN	Notes	Iridium		Double Platinum		Platinum Power		Copper Plus		Gap
			Stk #	Plug Type	Stk #	Plug Type	Stk #	Plug Type	Stk #	Plug Type	
CHEVROLET (cont)											
SS											
6.2L V8, 376 CID											
2014	W		9405	RS12WMPB4	---	---	---	---	401	RS12YC	.040
SSR											
5.3L V8, 325 CID											
2004-2003			9405	RS12WMPB4	---	---	---	---	401	RS12YC	.040
6.0L V8, 364 CID											
2006-2005			9405	RS12WMPB4	---	---	---	---	401	RS12YC	.040
SUBURBAN											
3.8L L6, 230 CID											
1967			---	---	7405	RN14PMP	3405	RN14PMC	405	RN14YC	.036
4.1L L6, 250 CID											
1967			---	---	7405	RN14PMP	3405	RN14PMC	405	RN14YC	.036
4.6L V8, 283 CID											
1967			---	---	---	---	---	---	14	RJ12YC	.036
4.8L L6, 292 CID											
1967			---	---	7405	RN14PMP	3405	RN14PMC	405	RN14YC	.036
5.3L V8, 325 CID											
2015			9200	RS10ZWYPB5	7200	RS10ZPYPB5	3024	RS10ZPYB4	403	RS10LC	.040
5.3L V8, 327 CID											
1967			---	---	---	---	---	---	14	RJ12YC	.036
SUBURBAN 1500											
5.3L V8, 323 CID											
2005-2000			9405	RS12WMPB4	---	---	---	---	401	RS12YC	.040
5.3L V8, 325 CID											
2014-2006			9405	RS12WMPB4	---	---	---	---	401	RS12YC	.040
6.0L V8, 364 CID											
2009-2006			9405	RS12WMPB4	---	---	---	---	401	RS12YC	.040
SUBURBAN 2500											
6.0L V8, 364 CID											
2013-2000			9405	RS12WMPB4	---	---	---	---	401	RS12YC	.040
8.1L V8, 496 CID											
2006-2001			---	---	7983	RS14PMPB5	3983	RS14PMCB5	---	---	.060
TAHOE											
4.8L V8, 294 CID											
2009-2000			9405	RS12WMPB4	---	---	---	---	401	RS12YC	.040
5.3L V8, 323 CID											
2005-2000			9405	RS12WMPB4	---	---	---	---	401	RS12YC	.040
5.3L V8, 325 CID											
2015			9200	RS10ZWYPB5	7200	RS10ZPYPB5	3024	RS10ZPYB4	403	RS10LC	.040
2014-2006			9405	RS12WMPB4	---	---	---	---	401	RS12YC	.040
5.7L V8, 350 CID											
2000-1996			9404	RS14WYPB5	7940	RS14PYPB5	3013	RS14PYC6	13	RS14YC6	.060
1995			---	---	7018	RV17PMP4	3018	RV17PMC4	18	RV15YC4	.036
6.0L V8, 364 CID											
2013-2008			9405	RS12WMPB4	---	---	---	---	401	RS12YC	.040
6.2L V8, 376 CID											
2009			9405	RS12WMPB4	---	---	---	---	401	RS12YC	.040
6.2L V8, 378 CID											
2008			9405	RS12WMPB4	---	---	---	---	401	RS12YC	.040
6.5L V8, 395 CID											
1999-1995		DIESEL	---	---	---	---	---	---	191 ¹	CH238	
TOWNSMAN											
5.0L V8, 307 CID											
1972			---	---	---	---	3018	RV17PMC4	113	RV12C	.036
1971			---	---	---	---	3025	RV19PMC	19	RV19YC	.036
1970-1969			---	---	---	---	---	---	58	RJ18YC	.036

¹Electrical overload voids warranty



Year	Engine	Notes	Iridium		Double Platinum		Platinum Power		Copper Plus		Gap
	VIN		Stk #	Plug Type	Stk #	Plug Type	Stk #	Plug Type	Stk #	Plug Type	
CHEVROLET (cont)											
TOWNSMAN											
5.3L V8, 327 CID											
1969			---	---	---	---	---	---	14	RJ12YC	.036
5.7L V8, 350 CID											
1972			---	---	---	---	3018	RV17PMC4	113	RV12C	.036
1971			---	---	---	---	3025	RV19PMC	25	RV17YC	.036
1970-1969			---	---	---	---	---	---	14	RJ12YC	.036
6.5L V8, 396 CID											
1969			---	---	7405	RN14PMP	3405	RN14PMC	405	RN14YC	.036
6.6L V8, 400 CID											
1972			---	---	---	---	3018	RV17PMC4	113	RV12C	.036
1971			---	---	---	---	3025	RV19PMC	19	RV19YC	.036
1970			---	---	---	---	---	---	14	RJ12YC	.036
6.6L V8, 402 CID											
1972			---	---	---	---	3018	RV17PMC4	113	RV12C	.036
1971-1970			---	---	---	---	3025	RV19PMC	25	RV17YC	.036
7.0L V8, 427 CID											
1969			---	---	7405	RN14PMP	3405	RN14PMC	405	RN14YC	.036
7.4L V8, 454 CID											
1972			---	---	---	---	3018	RV17PMC4	113	RV12C	.036
1971			---	---	---	---	3025	RV19PMC	25	RV17YC	.036
1970			---	---	7018	RV17PMP4	3018	RV17PMC4	18	RV15YC4	.036
TRACKER											
1.6L L4, 98 CID											
2002-1998			9003	RC10WYPB4	7344	RC9PYP	3346	RC10PYC	346	RC10YC4	.044
1991-1989			---	---	7332	RN10PYP4	3322	RN14PMC3	404	RN12YC	.032
2.0L L4, 122 CID											
2003-2001			9201	RC12WYPB4	7070	RC11PYPB4	3071	RC12PYC	71	RC12YC	.044
2000			9003	RC10WYPB4	7344	RC9PYP	3346	RC10PYC	346	RC10YC4	.044
1999			9003	RC10WYPB4	7344	RC9PYP	3346	RC10PYC	346	RC10YC4	.044
2.5L V6, 2500cc											
2004-2001			9201	RC12WYPB4	7070	RC11PYPB4	3071	RC12PYC	71	RC12YC	.044
TRAILBLAZER											
4.2L L6, 256 CID											
2009-2007			9901	RE10WYPB5	7437	RES11PYP5	---	---	---	---	.040
2006-2003			9901	RE10WYPB5	7437	RES11PYP5	---	---	---	---	.042
2002			9901	RE10WYPB5	7437	RES11PYP5	3032	RE10PMC5	---	---	.050
5.3L V8, 325 CID											
2008-2006			9405	RS12WMPB4	---	---	---	---	401	RS12YC	.040
6.0L V8, 364 CID											
2009-2006			9405	RS12WMPB4	---	---	---	---	401	RS12YC	.040
TRAILBLAZER EXT											
4.2L L6, 256 CID											
2006-2002			9901	RE10WYPB5	7437	RES11PYP5	---	---	---	---	.044
5.3L V8, 323 CID											
2005			9405	RS12WMPB4	---	---	---	---	408	RS14YC	.040
5.3L V8, 325 CID											
2006			9405	RS12WMPB4	---	---	---	---	408	RS14YC	.040
2004-2003			9405	RS12WMPB4	---	---	---	---	408	RS14YC	.040
TRAVERSE											
3.6L V6, 217 CID											
2015-2014			9901	RE10WYPB5	7004	RES9PYP4	3032	RE10PMC5	---	---	.040
2013-2010			9901	RE10WYPB5	7004	RES9PYP4	3032	RE10PMC5	---	---	.043
2009			9901	RE10WYPB5	7437	RES11PYP5	3032	RE10PMC5	---	---	.043
UPLANDER											
3.5L V6, 213 CID											
2006-2005			9404	RS14WYPB5	7940	RS14PYPB5	3013	RS14PYC6	13	RS14YC6	.060
3.9L V6, 237 CID											
2009-2006			9405	RS12WMPB4	7983	RS14PMPB5	3983	RS14MCPB5	407	RS14LC	.040



Year	Engine VIN	Notes	Iridium		Double Platinum		Platinum Power		Copper Plus		Gap
			Stk #	Plug Type	Stk #	Plug Type	Stk #	Plug Type	Stk #	Plug Type	
CHEVROLET (cont)											
V10											
4.3L V6, 262 CID											
1987			---	---	---	---	3025	RV19PMC	25	RV17YC	.036
5.0L V8, 305 CID											
1987			---	---	7018	RV17PMP4	3018	RV17PMC4	18	RV15YC4	.044
5.7L V8, 350 CID											
1987			---	---	7018	RV17PMP4	3018	RV17PMC4	18	RV15YC4	.036
6.2L V8, 379 CID											
1987		DIESEL	---	---	---	---	---	---	191 ¹	CH238	
V10 SUBURBAN											
5.7L V8, 350 CID											
1988-1987			---	---	7018	RV17PMP4	3018	RV17PMC4	18	RV15YC4	.036
6.2L V8, 379 CID											
1988-1987		DIESEL	---	---	---	---	---	---	191 ¹	CH238	
V1500 SUBURBAN											
5.7L V8, 350 CID											
1991-1989			---	---	7018	RV17PMP4	3018	RV17PMC4	18	RV15YC4	.036
6.2L V8, 379 CID											
1991-1989		DIESEL	---	---	---	---	---	---	191 ¹	CH238	
V20											
4.8L L6, 292 CID											
1987			---	---	---	---	3025	RV19PMC	25	RV17YC	.036
5.7L V8, 350 CID											
1987			---	---	7018	RV17PMP4	3018	RV17PMC4	18	RV15YC4	.036
6.2L V8, 379 CID											
1987		DIESEL	---	---	---	---	---	---	191 ¹	CH238	
V20 SUBURBAN											
5.7L V8, 350 CID											
1988-1987			---	---	7018	RV17PMP4	3018	RV17PMC4	18	RV15YC4	.036
6.2L V8, 379 CID											
1988-1987		DIESEL	---	---	---	---	---	---	191 ¹	CH238	
7.4L V8, 454 CID											
1988-1987			---	---	---	---	3025	RV19PMC	25	RV17YC	.036
V2500 SUBURBAN											
5.7L V8, 350 CID											
1991-1989			---	---	7018	RV17PMP4	3018	RV17PMC4	18	RV15YC4	.036
6.2L V8, 379 CID											
1991-1989		DIESEL	---	---	---	---	---	---	191 ¹	CH238	
7.4L V8, 454 CID											
1990			---	---	---	---	3025	RV19PMC	25	RV17YC	.036
V30											
4.8L L6, 292 CID											
1988-1987			---	---	---	---	3025	RV19PMC	25	RV17YC	.036
5.7L V8, 350 CID											
1988-1987	K	FI	---	---	7018	RV17PMP4	3018	RV17PMC4	18	RV15YC4	.036
	M	CARB	---	---	---	---	3025	RV19PMC	25	RV17YC	.044
6.2L V8, 379 CID											
1988-1987		DIESEL	---	---	---	---	---	---	191 ¹	CH238	
7.4L V8, 454 CID											
1988-1987	N	FI	---	---	---	---	3025	RV19PMC	25	RV17YC	.036
	W	CARB	---	---	---	---	3025	RV19PMC	113	RV12C	.044
V3500											
5.7L V8, 350 CID											
1991-1989			---	---	7018	RV17PMP4	3018	RV17PMC4	18	RV15YC4	.036
6.2L V8, 379 CID											
1991-1989		DIESEL	---	---	---	---	---	---	191 ¹	CH238	

¹Electrical overload voids warranty



Year	Engine	Notes	CHAMPION	Iridium	Double Platinum		Platinum Power		Copper Plus		Gap
	VIN		Stk #	Plug Type	Stk #	Plug Type	Stk #	Plug Type	Stk #	Plug Type	
CHEVROLET (cont)											
V3500											
7.4L V8, 454 CID											
1991-1990			---	---	---	---	3025	RV19PMC	25	RV17YC	.036
1989	N	FI	---	---	---	---	3025	RV19PMC	25	RV17YC	.036
	W	CARB	---	---	---	---	3025	RV19PMC	113	RV12C	.044
VEGA											
2.0L L4, 122 CID											
1976-1975			9204	RS12WYPB4	7963	RS12PYPB5	3401	RS10PYC4	401	RS12YC	.036
2.3L L4, 140 CID											
1977-1976			---	---	7018	RV17PMP4	3018	RV17PMC4	18	RV15YC4	.036
1975			---	---	7018	RV17PMP4	3018	RV17PMC4	79	RV15YC6	.060
1974-1971			---	---	---	---	---	---	406	RV12YC	.036
VENTURE											
3.4L V6, 207 CID											
2005-2003			9404	RS14WYPB5	7940	RS14PYPB5	3013	RS14PYC6	13	RS14YC6	.060
2002-1997			9404	RS14WYPB5	7940	RS14PYPB5	3013	RS14PYC6	13	RS14YC6	.060
VOLT											
1.4L L4, 85 CID											
2015-2013			9801	RC8WYPB3	---	---	---	---	337	RC8YC	.028
2012-2011			9801	RC8WYPB3	7344	RC9PYP	3344	RC9PYC	344	RC9YC	.028
CHRYSLER											
200											
2.4L L4, 144 CID											
2014-2011	ED3		9202	RC12WMPB4	7318	RC12PMPB4	3318	RC12PMC4	318	RC12MC4	.044
	EDG		---	---	---	---	3720	RC12PMB3	---	---	.035
3.6L V6, 220 CID											
2014-2011			9407	RER8ZWYCB4	---	---	---	---	---	---	.044
300											
2.7L V6, 167 CID											
2010-2009			---	---	---	---	3232	TE10PMC5	---	---	.050
2008			9403	RE14WMPB4	7570	RE14PMPB	3470	RE14PMC5	---	---	.050
2007-2005			---	---	7032	RE10PMPB5	3132	RE10PM5	---	---	.050
3.5L V6, 215 CID											
2010-2005			9034	RC12WEPB5	7034	RC12PEPB5	3034	RC12PEC5	---	---	.050
3.6L V6, 220 CID											
2014-2011			9407	RER8ZWYCB4	---	---	---	---	---	---	.044
5.7L V8, 345 CID											
2014-2009			---	---	---	---	---	---	446	REC12MCC4	.044
2008-2007		2 PLUGS/CYLINDER	9403	RE14WMPB4	7570	RE14PMPB	3570	RE14PMC	570	RE14MCC4	.044
2006		2 PLUGS/CYLINDER	---	---	7570	RE14PMPB	3570	RE14PMC	---	---	.044
2005		2 PLUGS/CYLINDER	9403	RE14WMPB4	---	---	3570	RE14PMC	570	RE14MCC4	.044
6.1L V8, 370 CID											
2010-2005		2 PLUGS/CYLINDER	---	---	---	---	3032	RE10PMC5	---	---	.044
			---	---	7032	RE10PMPB5	---	---	---	---	.044
6.4L V8, 392 CID											
2014-2012		2 PLUGS/CYLINDER	9901	RE10WYPB5	7032	RE10PMPB5	3032	RE10PMC5	---	---	.043
7.2L V8, 440 CID											
1971-1968			---	---	---	---	---	---	14	RJ12YC	.036
1967		3/8" Reach Heads	---	---	---	---	---	---	14	RJ12YC	.036
300M											
3.5L V6, 215 CID											
2004-2002			9034	RC12WEPB5	7034	RC12PEPB5	3034	RC12PEC5	---	---	.050
2001-1999			9034	RC12WEPB5	7034	RC12PEPB5	3034	RC12PEC5	---	---	.050
ASPEN											
4.7L V8, 285 CID											
2009-2008		Exhaust Side; 2 PLUGS/CYLINDER; FOR LOWER BANK ONLY	9055	REC12WMPB5	---	---	---	---	446	REC12MCC4	.050



Year	Engine VIN	Notes	CHAMPION Iridium		Double Platinum		Platinum Power		Copper Plus		Gap
			Stk #	Plug Type	Stk #	Plug Type	Stk #	Plug Type	Stk #	Plug Type	
CHRYSLER (cont)											
ASPEN (cont)											
4.7L V8, 285 CID (cont)											
2007			9202	RC12WMPB4	7318	RC12PMPB4	3318	RC12PMC4	439	RC12MCC4	.040
5.7L V8, 345 CID											
2009	EZD	2 PLUGS/CYLINDER	---	---	---	---	---	---	446	REC12MCC4	.044
	EZE	2 PLUGS/CYLINDER	9055	REC12WMPB5	---	---	---	---	---	---	.052
2008-2007		2 PLUGS/CYLINDER	9403	RE14WMPB4	7570	RE14PMPB	3570	RE14PMC	570	RE14MCC4	.044
CIRRUS											
2.0L L4, 122 CID											
2000			9001	RC10WYPB4	7344	RC9PYP	3344	RC9PYC	344	RC9YC	.036
2.4L L4, 148 CID											
2000-1999			9201	RC12WYPB4	7071	RC12PYP	3071	RC12PYC	89	RC12YC5	.050
1997-1995			9201	RC12WYPB4	7071	RC12PYP	3071	RC12PYC	89	RC12YC5	.050
2.5L V6, 152 CID											
2000-1995			9001	RC10WYPB4	7546	RC10PYPB4	3346	RC10PYC	346	RC10YC4	.044
CONCORDE											
2.7L V6, 167 CID											
2004-1998			---	---	7032	RE10PMPB5	3032	RE10PMC5	---	---	.050
3.2L V6, 197 CID											
2001-1998			9034	RC12WEPB5	7034	RC12PEPB5	3034	RC12PEC5	---	---	.050
3.3L V6, 201 CID											
1996-1995			---	---	7031	RN14PMP5	3031	RN14PMC5	31	RN14MC5	.050
1994	T	GAS	---	---	7031	RN14PMP5	3031	RN14PMC5	31	RN14MC5	.050
	U	FLEX	---	---	7405	RN14PMP	3405	RN14PMC	308	RN12MC4	.050
1993			---	---	7031	RN14PMP5	3031	RN14PMC5	31	RN14MC5	.050
3.5L V6, 215 CID											
2004-2002			9034	RC12WEPB5	7034	RC12PEPB5	3034	RC12PEC5	---	---	.050
1997-1993			9034	RC12WEPB5	7034	RC12PEPB5	3412	RS10PEC	412	RC12LYC	.036
CONQUEST											
2.6L L4, 156 CID											
1989-1987			9007	RN10WYPB5	7415	RN9PYP	3415	RN9PYC	415	RN9YC	.044
CORDOBA											
3.7L L6, 225 CID											
1983-1980			---	---	---	---	3025	RV19PMC	25	RV17YC	.036
5.2L V8, 318 CID											
1983-1975			---	---	7405	RN14PMP	3405	RN14PMC	405	RN14YC	.036
5.9L V8, 360 CID											
1980-1975			---	---	7405	RN14PMP	3405	RN14PMC	405	RN14YC	.036
6.6L V8, 400 CID											
1978-1977			---	---	---	---	---	---	14	RJ12YC	.036
1976-1975	M		---	---	---	---	---	---	63	RJ14YC	.036
	N		---	---	---	---	---	---	63	RJ14YC	.036
	P		---	---	---	---	---	---	14	RJ12YC	.036
CROSSFIRE											
3.2L V6, 195 CID											
2008-2007		2 PLUGS/CYLINDER	9201	RC12WYPB4	7070	RC11PYPB4	3071	RC12PYC	71	RC12YC	.044
2006-2005		Nat. Asp.; 2 PLUGS/CYLINDER	9201	RC12WYPB4	7070	RC11PYPB4	3071	RC12PYC	71	RC12YC	.044
2004		2 PLUGS/CYLINDER	9201	RC12WYPB4	7070	RC11PYPB4	3071	RC12PYC	71	RC12YC	.044
3.2L V6, 3199cc											
2006-2005		Supercharged; 2 PLUGS/CYLINDER	9805 ³	KC8WYPB4	7548 ³	KC10PYPB4	---	---	---	---	.040
DAYTONA											
2.2L L4, 135 CID											
1993-1992			---	---	7415	RN9PYP	3415	RN9PYC	415	RN9YC	.036
1990-1986			---	---	7405	RN14PMP	3405	RN14PMC	404	RN12YC	.036
1985-1984			---	---	7405	RN14PMP	3405	RN14PMC	405	RN14YC	.036

³Low-Ohm Design



Year	Engine		Notes	CHAMPION Iridium		Double Platinum		Platinum Power		Copper Plus		Gap
	VIN			Stk #	Plug Type	Stk #	Plug Type	Stk #	Plug Type	Stk #	Plug Type	
CHRYSLER (cont)												
DAYTONA												
2.5L L4, 153 CID												
1993-1987				---	---	7405	RN14PMP	3405	RN14PMC	404	RN12YC	.036
3.0L V6, 181 CID												
1993-1990				9007	RN10WYPB5	7332	RN10PYP4	3415	RN9PYC	322	RN11YC4	.044
DYNASTY												
2.5L L4, 153 CID												
1993-1988				---	---	7405	RN14PMP	3405	RN14PMC	404	RN12YC	.036
3.0L V6, 181 CID												
1990-1988				9007	RN10WYPB5	7332	RN10PYP4	3415	RN9PYC	322	RN11YC4	.044
3.3L V6, 201 CID												
1993-1990				---	---	7031	RN14PMP5	3031	RN14PMC5	31	RN14MC5	.050
E CLASS												
2.2L L4, 135 CID												
1984-1983				---	---	7405	RN14PMP	3405	RN14PMC	405	RN14YC	.036
2.6L L4, 156 CID												
1984				9007	RN10WYPB5	7332	RN10PYP4	---	---	322	RN11YC4	.040
1983				9007	RN10WYPB5	7332	RN10PYP4	---	---	322	RN11YC4	.044
EXECUTIVE LIMOUSINE												
2.6L L4, 156 CID												
1985				9007	RN10WYPB5	7332	RN10PYP4	---	---	322	RN11YC4	.040
EXECUTIVE SEDAN												
2.6L L4, 156 CID												
1984-1983				9007	RN10WYPB5	7332	RN10PYP4	---	---	322	RN11YC4	.040
FIFTH AVENUE												
3.7L L6, 225 CID												
1983				---	---	---	---	3025	RV19PMC	25	RV17YC	.036
5.2L V8, 318 CID												
1989-1986				---	---	7405	RN14PMP	3405	RN14PMC	404	RN12YC	.036
1985-1983				---	---	7405	RN14PMP	3405	RN14PMC	405	RN14YC	.036
GRAND VOYAGER												
3.0L V6, 181 CID												
2000				9007	RN10WYPB5	7332	RN10PYP4	3415	RN9PYC	322	RN11YC4	.044
3.3L V6, 201 CID												
2000				---	---	7031	RN14PMP5	3031	RN14PMC5	31	RN14MC5	.050
IMPERIAL												
3.3L V6, 201 CID												
1991-1990				---	---	7031	RN14PMP5	3031	RN14PMC5	31	RN14MC5	.050
3.8L V6, 230 CID												
1993-1991				---	---	7031	RN14PMP5	3031	RN14PMC5	31	RN14MC5	.050
5.2L V8, 318 CID												
1983-1981				---	---	7405	RN14PMP	3405	RN14PMC	405	RN14YC	.036
7.2L V8, 440 CID												
1975-1972				---	---	---	---	---	---	63	RJ14YC	.036
1971-1968				---	---	---	---	---	---	14	RJ12YC	.036
1967			3/8" Reach Heads	---	---	---	---	---	---	14	RJ12YC	.036
INTREPID												
2.7L V6, 167 CID												
2004-1998				---	---	7032	RE10PMPB5	3032	RE10PMC5	---	---	.050
3.2L V6, 197 CID												
2001-1998				9034	RC12WEPB5	7034	RC12PEPB5	3034	RC12PEC5	---	---	.050
3.3L V6, 201 CID												
1997-1996				---	---	7031	RN14PMP5	3031	RN14PMC5	31	RN14MC5	.050
1995	T	GAS		---	---	7031	RN14PMP5	3031	RN14PMC5	31	RN14MC5	.050
	U	FLEX		---	---	7405	RN14PMP	3405	RN14PMC	308	RN12MC4	.050
1994				---	---	7405	RN14PMP	3405	RN14PMC	308	RN12MC4	.050
1993				---	---	7031	RN14PMP5	3031	RN14PMC5	31	RN14MC5	.050



Year	Engine VIN	Notes	CHAMPION Iridium		Double Platinum		Platinum Power		Copper Plus		Gap
			Stk #	Plug Type	Stk #	Plug Type	Stk #	Plug Type	Stk #	Plug Type	
CHRYSLER (cont)											
INTREPID											
3.5L V6, 215 CID											
2004-2002			9034	RC12WEPB5	7034	RC12PEPB5	3034	RC12PEC5	---	---	.050
2001-2000			9034	RC12WEPB5	7034	RC12PEPB5	3034	RC12PEC5	---	---	.050
1997-1993			9034	RC12WEPB5	7034	RC12PEPB5	3412	RS10PEC	412	RC12LYC	.036
LASER											
2.2L L4, 135 CID											
1986			---	---	7405	RN14PMP	3405	RN14PMC	404	RN12YC	.036
1985-1984			---	---	7405	RN14PMP	3405	RN14PMC	405	RN14YC	.036
2.5L L4, 153 CID											
1986			---	---	7405	RN14PMP	3405	RN14PMC	404	RN12YC	.036
LEBARON											
2.2L L4, 135 CID											
1990-1986			---	---	7405	RN14PMP	3405	RN14PMC	404	RN12YC	.036
1985-1982			---	---	7405	RN14PMP	3405	RN14PMC	405	RN14YC	.036
2.5L L4, 153 CID											
1993-1986			---	---	7405	RN14PMP	3405	RN14PMC	404	RN12YC	.036
2.6L L4, 156 CID											
1985-1982			9007	RN10WYPB5	7332	RN10PYP4	---	---	322	RN11YC4	.040
3.0L V6, 181 CID											
1995-1990			9007	RN10WYPB5	7332	RN10PYP4	3415	RN9PYC	322	RN11YC4	.044
3.7L L6, 225 CID											
1981-1978			---	---	---	---	3025	RV19PMC	25	RV17YC	.036
5.2L V8, 318 CID											
1981-1977			---	---	7405	RN14PMP	3405	RN14PMC	405	RN14YC	.036
5.9L V8, 360 CID											
1979-1978			---	---	7405	RN14PMP	3405	RN14PMC	405	RN14YC	.036
LHS											
3.5L V6, 215 CID											
2001-1999			9034	RC12WEPB5	7034	RC12PEPB5	3034	RC12PEC5	---	---	.050
1997-1994			9034	RC12WEPB5	7034	RC12PEPB5	3412	RS10PEC	412	RC12LYC	.036
NEON											
2.0L L4, 122 CID											
2002-2000			9001	RC10WYPB4	7344	RC9PYP	3344	RC9PYC	344	RC9YC	.036
NEW YORKER											
2.2L L4, 135 CID											
1988-1986			---	---	7405	RN14PMP	3405	RN14PMC	404	RN12YC	.036
1985-1983			---	---	7405	RN14PMP	3405	RN14PMC	405	RN14YC	.036
2.5L L4, 153 CID											
1987-1986			---	---	7405	RN14PMP	3405	RN14PMC	404	RN12YC	.036
2.6L L4, 156 CID											
1985-1983			9007	RN10WYPB5	7332	RN10PYP4	---	---	322	RN11YC4	.040
3.0L V6, 181 CID											
1989-1988			9007	RN10WYPB5	7332	RN10PYP4	3415	RN9PYC	322	RN11YC4	.044
3.3L V6, 201 CID											
1993-1990			---	---	7031	RN14PMP5	3031	RN14PMC5	31	RN14MC5	.050
3.5L V6, 215 CID											
1996-1994			9034	RC12WEPB5	7034	RC12PEPB5	3412	RS10PEC	412	RC12LYC	.036
3.7L L6, 225 CID											
1982			---	---	---	---	3025	RV19PMC	25	RV17YC	.036
3.8L V6, 230 CID											
1993-1991			---	---	7031	RN14PMP5	3031	RN14PMC5	31	RN14MC5	.050
5.2L V8, 318 CID											
1982-1979			---	---	7405	RN14PMP	3405	RN14PMC	405	RN14YC	.036
5.9L V8, 360 CID											
1980-1977			---	---	7405	RN14PMP	3405	RN14PMC	405	RN14YC	.036
6.6L V8, 400 CID											
1978-1977			---	---	---	---	---	---	14	RJ12YC	.036



Year	Engine	Notes	CHAMPION	Iridium		Double Platinum		Platinum Power		Copper Plus		Gap
	VIN		Stk #	Plug Type	Stk #	Plug Type	Stk #	Plug Type	Stk #	Plug Type		
CHRYSLER (cont)												
NEW YORKER (cont)												
6.6L V8, 400 CID (cont)												
1976-1972			---	---	---	---	---	---	---	63	RJ14YC	.036
7.2L V8, 440 CID												
1978-1977			---	---	---	---	---	---	---	14	RJ12YC	.036
1976-1975			---	---	---	---	---	---	---	63	RJ14YC	.036
1974-1973	T		---	---	---	---	---	---	---	63	RJ14YC	.036
	U		---	---	---	---	---	---	---	14	RJ12YC	.036
1972			---	---	---	---	---	---	---	63	RJ14YC	.036
1971-1968			---	---	---	---	---	---	---	14	RJ12YC	.036
1967		3/8" Reach Heads	---	---	---	---	---	---	---	14	RJ12YC	.036
NEWPORT												
3.7L L6, 225 CID												
1981-1979			---	---	---	---	---	3025	RV19PMC	25	RV17YC	.036
5.2L V8, 318 CID												
1981-1979			---	---	7405	RN14PMP	3405	RN14PMC	405	RN14YC	.036	
5.9L V8, 360 CID												
1980-1974			---	---	7405	RN14PMP	3405	RN14PMC	405	RN14YC	.036	
1972-1971			---	---	7405	RN14PMP	3405	RN14PMC	405	RN14YC	.036	
6.3L V8, 383 CID												
1971-1970	L		---	---	---	---	---	---	---	63	RJ14YC	.036
	N		---	---	---	---	---	---	---	14	RJ12YC	.036
1969-1968	G		---	---	---	---	---	---	---	63	RJ14YC	.036
	H		---	---	---	---	---	---	---	14	RJ12YC	.036
1967		3/8" Reach Heads	---	---	---	---	---	---	---	63	RJ14YC	.036
6.6L V8, 400 CID												
1978-1977			---	---	---	---	---	---	---	14	RJ12YC	.036
1976-1972			---	---	---	---	---	---	---	63	RJ14YC	.036
7.2L V8, 440 CID												
1978-1977			---	---	---	---	---	---	---	14	RJ12YC	.036
1976-1975			---	---	---	---	---	---	---	63	RJ14YC	.036
1974-1973	T		---	---	---	---	---	---	---	63	RJ14YC	.036
	U		---	---	---	---	---	---	---	14	RJ12YC	.036
1972			---	---	---	---	---	---	---	63	RJ14YC	.036
1971-1968			---	---	---	---	---	---	---	14	RJ12YC	.036
1967		3/8" Reach Heads	---	---	---	---	---	---	---	14	RJ12YC	.036
PACIFICA												
3.5L V6, 215 CID												
2006-2004			9034	RC12WEPB5	7034	RC12PEPB5	3034	RC12PEC5	---	---	.050	
3.8L V6, 230 CID												
2008-2005			9440	RE14WLPB5	7440	RE14PLP5	---	---	---	---	.050	
4.0L V6, 241 CID												
2008-2007			9034	RC12WEPB5	7034	RC12PEPB5	3034	RC12PEC5	---	---	.050	
PROWLER												
3.5L V6, 215 CID												
2002			9034	RC12WEPB5	7034	RC12PEPB5	3034	RC12PEC5	---	---	.050	
2001			9034	RC12WEPB5	7034	RC12PEPB5	3034	RC12PEC5	---	---	.050	
PT CRUISER												
2.4L L4, 148 CID												
2010			---	---	---	---	---	---	---	443	RE16MC	.040
2009-2005		Nat. Asp.	---	---	---	---	---	---	---	443	RE16MC	.040
		Turbo	9403	RE14WMPB4	7570	RE14PMPB	3570	RE14PMC	470	RE14MCC5	.050	
2004		Turbo	9403	RE14WMPB4	7570	RE14PMPB	3570	RE14PMC	---	---	.050	
2003		Turbo	9403	RE14WMPB4	7570	RE14PMPB	3570	RE14PMC	470	RE14MCC5	.050	
2002-2001			---	---	---	---	---	---	---	443	RE16MC	.040
SEBRING												
2.0L L4, 122 CID												
1999-1995			9001	RC10WYPB4	7344	RC9PYP	3344	RC9PYC	426	RC9YC5	.050	



Year	Engine VIN	Notes	CHAMPION Iridium		Double Platinum		Platinum Power		Copper Plus		Gap
			Stk #	Plug Type	Stk #	Plug Type	Stk #	Plug Type	Stk #	Plug Type	
CHRYSLER (cont)											
SEBRING											
2.4L L4, 144 CID											
2010-2009	ED3		9202	RC12WMPB4	7318	RC12PMPB4	3318	RC12PMC4	318	RC12MC4	.044
	EDG		---	---	---	---	3720	RC12PMB3	---	---	.035
2008	EDG		---	---	---	---	3720	RC12PMB3	---	---	.035
	K		9202	RC12WMPB4	7318	RC12PMPB4	3318	RC12PMC4	318	RC12MC4	.044
2007			9202	RC12WMPB4	7318	RC12PMPB4	3318	RC12PMC4	318	RC12MC4	.044
2.4L L4, 148 CID											
2006-2001			9403	RE14WMPB4	7570	RE14PMPB	3570	RE14PMC	443	RE16MC	.040
1998-1996			9201	RC12WYPB4	7071	RC12PYP	3071	RC12PYC	89	RC12YC5	.050
2.4L L4, 2351cc											
2005-2001			9001	RC10WYPB4	7546	RC10PYPB4	3346	RC10PYC	346	RC10YC4	.044
2.5L V6, 152 CID											
2000-1995			9001	RC10WYPB4	7546	RC10PYPB4	3346	RC10PYC	346	RC10YC4	.044
2.7L V6, 167 CID											
2010-2009			---	---	---	---	3232	TE10PMC5	470	RE14MCC5	.050
2008-2001			---	---	7032	RE10PMPB5	3032	RE10PMC5	---	---	.050
3.0L V6, 181 CID											
2005-2001			9001	RC10WYPB4	7546	RC10PYPB4	3346	RC10PYC	346	RC10YC4	.040
3.5L V6, 215 CID											
2010-2007			9034	RC12WEPB5	7034	RC12PEPB5	3034	RC12PEC5	---	---	.050
TC MASERATI											
2.2L L4, 135 CID											
1990-1989			9701	RA8WHP	---	---	---	---	810	RA8HC	.028
3.0L V6, 181 CID											
1991-1990			9007	RN10WYPB5	7332	RN10PYP4	3415	RN9PYC	322	RN11YC4	.044
TOWN & COUNTRY											
2.2L L4, 135 CID											
1988-1986			---	---	7405	RN14PMP	3405	RN14PMC	404	RN12YC	.036
1985-1982			---	---	7405	RN14PMP	3405	RN14PMC	405	RN14YC	.036
2.5L L4, 153 CID											
1988-1986			---	---	7405	RN14PMP	3405	RN14PMC	404	RN12YC	.036
2.6L L4, 156 CID											
1985-1982			9007	RN10WYPB5	7332	RN10PYP4	---	---	322	RN11YC4	.040
3.3L V6, 201 CID											
2010-2001			9440	RE14WLPB5	7440	RE14PLP5	---	---	---	---	.050
2000-1996			---	---	7031	RN14PMP5	3031	RN14PMC5	31	RN14MC5	.050
1993-1990			---	---	7031	RN14PMP5	3031	RN14PMC5	31	RN14MC5	.050
3.6L V6, 220 CID											
2014-2011			9407	RER8ZWYCB4	---	---	---	---	---	---	.044
3.7L L6, 225 CID											
1981-1978			---	---	---	---	3025	RV19PMC	25	RV17YC	.036
3.8L V6, 230 CID											
2008-2007			9440	RE14WLPB5	7440	RE14PLP5	---	---	---	---	.050
2006-2001			---	---	7440	RE14PLP5	---	---	---	---	.050
2000-1995			---	---	7031	RN14PMP5	3031	RN14PMC5	31	RN14MC5	.050
1994			---	---	7031	RN14PMP5	3031	RN14PMC5	31	RN14MC5	.050
3.8L V6, 231 CID											
2010-2009			9440	RE14WLPB5	7440	RE14PLP5	---	---	---	---	.050
4.0L V6, 241 CID											
2010-2008			9034	RC12WEPB5	7034	RC12PEPB5	3034	RC12PEC5	---	---	.050
5.2L V8, 318 CID											
1981-1978			---	---	7405	RN14PMP	3405	RN14PMC	405	RN14YC	.036
5.9L V8, 360 CID											
1979-1978			---	---	7405	RN14PMP	3405	RN14PMC	405	RN14YC	.036
6.3L V8, 383 CID											
1971-1970	L		---	---	---	---	---	---	63	RJ14YC	.036
	N		---	---	---	---	---	---	14	RJ12YC	.036
1969-1968	G		---	---	---	---	---	---	63	RJ14YC	.036
	H		---	---	---	---	---	---	14	RJ12YC	.036



Year	Engine	Notes	CHAMPION Iridium		Double Platinum		Platinum Power		Copper Plus		Gap
	VIN		Stk #	Plug Type	Stk #	Plug Type	Stk #	Plug Type	Stk #	Plug Type	
CHRYSLER (cont)											
TOWN & COUNTRY (cont)											
6.3L V8, 383 CID (cont)											
1967		3/8" Reach Heads	---	---	---	---	---	---	63	RJ14YC	.036
6.6L V8, 400 CID											
1977			---	---	---	---	---	---	14	RJ12YC	.036
1976-1972			---	---	---	---	---	---	63	RJ14YC	.036
7.2L V8, 440 CID											
1977			---	---	---	---	---	---	14	RJ12YC	.036
1976-1972			---	---	---	---	---	---	63	RJ14YC	.036
1971-1968			---	---	---	---	---	---	14	RJ12YC	.036
VOYAGER											
2.4L L4, 148 CID											
2003-2001			9403	RE14WMPB4	7570	RE14PMPB	3570	RE14PMC	443	RE16MC	.040
2000			9201	RC12WYPB4	7071	RC12PYP	3071	RC12PYC	89	RC12YC5	.040
3.0L V6, 181 CID											
2000			9007	RN10WYPB5	7332	RN10PYP4	3415	RN9PYC	322	RN11YC4	.044
3.3L V6, 201 CID											
2003-2001			9440	RE14WLPB5	7440	RE14PLP5	---	---	---	---	.050
2000			---	---	7031	RN14PMP5	3031	RN14PMC5	31	RN14MC5	.050
CITROEN											
AMI-6											
0.6L H2, 602CC											
1967			---	---	---	---	---	---	312	L87YC	.025
D SPECIAL											
2.0L L4, 1985CC											
1972-1970			---	---	---	---	---	---	806	L92YC	.028
D21											
2.2L L4, -CC											
1972-1967			---	---	---	---	---	---	327	RL87YC	.028
2.2L L4, 2175CC											
1972-1967			---	---	---	---	---	---	327	RL87YC	.028
DS21											
2.2L L4, -CC											
1972-1967			---	---	---	---	---	---	327	RL87YC	.028
2.2L L4, 2175CC											
1972-1967			---	---	---	---	---	---	327	RL87YC	.028
DS21 PALLAS											
2.2L L4, -CC											
1972-1968			---	---	---	---	---	---	327	RL87YC	.028
2.2L L4, 2175CC											
1972-1967			---	---	---	---	---	---	327	RL87YC	.028
ID19											
2.0L L4, 1985CC											
1970-1968			---	---	---	---	---	---	327	RL87YC	.028
SM											
2.7L V6, 2670CC											
1975-1972			9804	RN8WYPB3	7415	RN9PYP	3415	RN9PYC	415	RN9YC	.024
1971			9804	RN8WYPB3	7415	RN9PYP	3415	RN9PYC	415	RN9YC	.028
3.0L V6, 2965CC											
1975			9804	RN8WYPB3	7415	RN9PYP	3415	RN9PYC	415	RN9YC	.024
DAEWOO											
LANOS											
1.5L L4, 1498CC											
2002-1999			9001	RC10WYPB4	7546	RC10PYPB4	3346	RC10PYC	346	RC10YC4	.044
1.6L L4, 1588CC											
2002-1999			9001	RC10WYPB4	7546	RC10PYPB4	3346	RC10PYC	346	RC10YC4	.044



Year	Engine	Notes	CHAMPION	Iridium	Double Platinum	Platinum Power	Copper Plus	Gap			
	VIN		Stk #	Plug Type	Stk #	Plug Type	Stk #		Plug Type	Stk #	Plug Type
DAEWOO (cont)											
LEGANZA											
2.2L L4, 2200CC											
2002-1999			9202	RC12WMPB4	7318	RC12PMPB4	3318	RC12PMC4	318	RC12MC4	.044
NUBIRA											
2.0L L4, 1998CC											
2002-1999			9003	RC10WYPB4	7546	RC10PYPB4	3344	RC9PYC	430	RC9YC4	.044
DAIHATSU											
CHARADE											
1.0L L3, 993CC											
1992			9007	RN10WYPB5	7332	RN10PYP4	3322	RN14PMC3	322	RN11YC4	.044
1991-1988			9804	RN8WYPB3	7415	RN9PYP	3415	RN9PYC	415	RN9YC	.044
1.3L L4, 1295CC											
1992-1989			9001	RC10WYPB4	7344	RC9PYP	3344	RC9PYC	430	RC9YC4	.044
ROCKY											
1.6L L4, 1589CC											
1992-1990			9001	RC10WYPB4	7344	RC9PYP	3344	RC9PYC	430	RC9YC4	.044
DAIMLER											
SOVEREIGN											
4.2L L6, 4235CC											
1967			---	---	7405	RN14PMP	3405	RN14PMC	404	RN12YC	.036
DELOREAN											
DMC 12											
2.9L V6, 2850CC											
1983-1981			---	---	---	---	---	---	304	RS9YC	.028
DETOMASO											
MANGUSTA											
5.0L V8, 4949CC											
1972-1967			---	---	---	---	---	---	22	RF11YC	.036
PANTERA											
5.8L V8, -CC											
1989-1981			---	---	---	---	3025	RV19PMC	25	RV17YC	.036
5.8L V8, 5752CC											
1974-1971			---	---	---	---	3025	RV19PMC	25	RV17YC	.036
DODGE											
2000 GTX											
2.0L L4, 122 CID											
1990-1989			9804	RN8WYPB3	7415	RN9PYP	3415	RN9PYC	415	RN9YC	.044
400											
2.2L L4, 135 CID											
1983-1982			---	---	7405	RN14PMP	3405	RN14PMC	405	RN14YC	.036
2.6L L4, 156 CID											
1983-1982			9007	RN10WYPB5	7332	RN10PYP4	---	---	322	RN11YC4	.040
600											
2.2L L4, 135 CID											
1988-1986			---	---	7405	RN14PMP	3405	RN14PMC	404	RN12YC	.036
1985-1983			---	---	7405	RN14PMP	3405	RN14PMC	405	RN14YC	.036
2.5L L4, 153 CID											
1988-1986			---	---	7405	RN14PMP	3405	RN14PMC	404	RN12YC	.036
2.6L L4, 156 CID											
1985-1983			9007	RN10WYPB5	7332	RN10PYP4	---	---	322	RN11YC4	.040
A100											
5.2L V8, 318 CID											
1970			---	---	7405	RN14PMP	3405	RN14PMC	405	RN14YC	.036



Year	Engine	Notes	CHAMPION Iridium		Double Platinum		Platinum Power		Copper Plus		Gap
	VIN		Stk #	Plug Type	Stk #	Plug Type	Stk #	Plug Type	Stk #	Plug Type	
DODGE (cont)											
A100 TRUCK											
2.8L L6, 170 CID											
1967		3/4" Reach Heads	---	---	7405	RN14PMP	3405	RN14PMC	405	RN14YC	.036
3.7L L6, 225 CID											
1967		3/4" Reach Heads	---	---	7405	RN14PMP	3405	RN14PMC	405	RN14YC	.036
4.5L V8, 273 CID											
1967		3/4" Reach Heads	---	---	7405	RN14PMP	3405	RN14PMC	405	RN14YC	.036
5.2L V8, 318 CID											
1967		3/4" Reach Heads	---	---	7405	RN14PMP	3405	RN14PMC	405	RN14YC	.036
A108 VAN											
2.8L L6, 170 CID											
1969-1968			---	---	7405	RN14PMP	3405	RN14PMC	405	RN14YC	.036
1967		3/4" Reach Heads	---	---	7405	RN14PMP	3405	RN14PMC	405	RN14YC	.036
3.2L L6, 198 CID											
1970			---	---	7405	RN14PMP	3405	RN14PMC	405	RN14YC	.036
3.7L L6, 225 CID											
1970-1968			---	---	7405	RN14PMP	3405	RN14PMC	405	RN14YC	.036
1967		3/4" Reach Heads	---	---	7405	RN14PMP	3405	RN14PMC	405	RN14YC	.036
ARIES											
2.2L L4, 135 CID											
1989-1986			---	---	7405	RN14PMP	3405	RN14PMC	404	RN12YC	.036
1985-1981			---	---	7405	RN14PMP	3405	RN14PMC	405	RN14YC	.036
2.5L L4, 153 CID											
1989-1986			---	---	7405	RN14PMP	3405	RN14PMC	404	RN12YC	.036
2.6L L4, 156 CID											
1985-1981			9007	RN10WYPB5	7332	RN10PYP4	---	---	322	RN11YC4	.040
ASPEN											
3.7L L6, 225 CID											
1980-1979			---	---	---	---	3025	RV19PMC	25	RV17YC	.036
1978-1976			---	---	---	---	3018	RV17PMC4	25	RV17YC	.036
5.2L V8, 318 CID											
1980-1976			---	---	7405	RN14PMP	3405	RN14PMC	405	RN14YC	.036
5.9L V8, 360 CID											
1980-1976			---	---	7405	RN14PMP	3405	RN14PMC	405	RN14YC	.036
AVENGER											
2.0L L4, 122 CID											
1999-1995			9001	RC10WYPB4	7344	RC9PYP	3344	RC9PYC	426	RC9YC5	.050
2.4L L4, 144 CID											
2014-2009	ED3		9202	RC12WMPB4	7318	RC12PMPB4	3318	RC12PMC4	318	RC12MC4	.044
	EDG		---	---	---	---	3720	RC12PMB3	---	---	.035
2008	J		---	---	---	---	3720	RC12PMB3	---	---	.035
	K		9202	RC12WMPB4	7318	RC12PMPB4	3318	RC12PMC4	318	RC12MC4	.044
2.5L V6, 152 CID											
2000-1995			9001	RC10WYPB4	7546	RC10PYPB4	3346	RC10PYC	346	RC10YC4	.044
2.7L V6, 167 CID											
2010-2009			---	---	7032	RE10PMPB5	3232	TE10PMC5	---	---	.050
2008			---	---	7032	RE10PMPB5	3132	RE10PM5	---	---	.050
3.5L V6, 215 CID											
2010-2008			9034	RC12WEPB5	7034	RC12PEPB5	3034	RC12PEC5	---	---	.050
3.6L V6, 220 CID											
2014-2011			9407	RER8ZWYCB4	---	---	---	---	---	---	.044
B100											
3.7L L6, 225 CID											
1980-1977			---	---	7018	RV17PMP4	3018	RV17PMC4	18	RV15YC4	.036
1976-1975			---	---	---	---	3025	RV19PMC	25	RV17YC	.036
5.2L V8, 318 CID											
1980-1975			---	---	7405	RN14PMP	3405	RN14PMC	405	RN14YC	.036



Year	Engine VIN	Notes	CHAMPION Iridium		Double Platinum		Platinum Power		Copper Plus		Gap
			Stk #	Plug Type	Stk #	Plug Type	Stk #	Plug Type	Stk #	Plug Type	
DODGE (cont)											
B100											
5.9L V8, 360 CID											
1978-1976			---	---	7405	RN14PMP	3405	RN14PMC	405	RN14YC	.036
B100 VAN											
3.2L L6, 198 CID											
1973-1971			---	---	7405	RN14PMP	3405	RN14PMC	405	RN14YC	.036
3.7L L6, 225 CID											
1974-1971			---	---	7405	RN14PMP	3405	RN14PMC	405	RN14YC	.036
5.2L V8, 318 CID											
1974-1971			---	---	7405	RN14PMP	3405	RN14PMC	405	RN14YC	.036
5.9L V8, 360 CID											
1974-1971			---	---	7405	RN14PMP	3405	RN14PMC	405	RN14YC	.036
7.2L V8, 440 CID											
1974			---	---	---	---	---	---	14	RJ12YC	.036
B150											
3.7L L6, 225 CID											
1987			---	---	---	---	3025	RV19PMC	25	RV17YC	.036
1986-1982			---	---	---	---	3018	RV17PMC4	25	RV17YC	.036
1981			---	---	7018	RV17PMP4	3018	RV17PMC4	18	RV15YC4	.036
3.9L V6, 239 CID											
1994-1990			9201	RC12WYPB4	7071	RC12PYP	3071	RC12PYC	71	RC12YC	.036
1989-1988			---	---	7405	RN14PMP	3405	RN14PMC	404	RN12YC	.036
5.2L V8, 318 CID											
1994-1990			9201	RC12WYPB4	7071	RC12PYP	3071	RC12PYC	71	RC12YC	.036
1989-1986			---	---	7405	RN14PMP	3405	RN14PMC	404	RN12YC	.036
1985-1981			---	---	7405	RN14PMP	3405	RN14PMC	405	RN14YC	.036
B1500											
3.9L V6, 239 CID											
1998-1997			9203	RC12WLPB4	7436	RC10PLPB4	3436	RC12PLC4	436	RC12LC4	.040
1996-1995			9201	RC12WYPB4	7071	RC12PYP	3071	RC12PYC	71	RC12YC	.036
5.2L V8, 318 CID											
1998-1997			9203	RC12WLPB4	7436	RC10PLPB4	3436	RC12PLC4	436	RC12LC4	.040
1996-1995			9201	RC12WYPB4	7071	RC12PYP	3071	RC12PYC	71	RC12YC	.036
5.9L V8, 360 CID											
1998			9203	RC12WLPB4	7436	RC10PLPB4	3436	RC12PLC4	436	RC12LC4	.040
B200											
3.7L L6, 225 CID											
1980			---	---	7018	RV17PMP4	3018	RV17PMC4	18	RV15YC4	.036
1979			---	---	---	---	3018	RV17PMC4	25	RV17YC	.036
1978-1977			---	---	7018	RV17PMP4	3018	RV17PMC4	18	RV15YC4	.036
1976-1975			---	---	---	---	3018	RV17PMC4	25	RV17YC	.036
5.2L V8, 318 CID											
1980-1975			---	---	7405	RN14PMP	3405	RN14PMC	405	RN14YC	.036
5.9L V8, 360 CID											
1980-1975			---	---	7405	RN14PMP	3405	RN14PMC	405	RN14YC	.036
6.6L V8, 400 CID											
1978-1977			---	---	---	---	---	---	14	RJ12YC	.036
1976			---	---	---	---	---	---	63	RJ14YC	.036
7.2L V8, 440 CID											
1978-1975			---	---	---	---	---	---	14	RJ12YC	.036
B200 VAN											
3.2L L6, 198 CID											
1973-1971			---	---	7405	RN14PMP	3405	RN14PMC	405	RN14YC	.036
3.7L L6, 225 CID											
1974-1971			---	---	7405	RN14PMP	3405	RN14PMC	405	RN14YC	.036
5.2L V8, 318 CID											
1974-1971			---	---	7405	RN14PMP	3405	RN14PMC	405	RN14YC	.036



Year	Engine	Notes	CHAMPION Iridium		Double Platinum		Platinum Power		Copper Plus		Gap
	VIN		Stk #	Plug Type	Stk #	Plug Type	Stk #	Plug Type	Stk #	Plug Type	
DODGE (cont)											
B200 VAN											
5.9L V8, 360 CID											
1974-1971			---	---	7405	RN14PMP	3405	RN14PMC	405	RN14YC	.036
6.6L V8, 400 CID											
1974-1971			---	---	---	---	---	---	63	RJ14YC	.036
7.2L V8, 440 CID											
1974			---	---	---	---	---	---	14	RJ12YC	.036
B250											
3.7L L6, 225 CID											
1987			---	---	---	---	3025	RV19PMC	25	RV17YC	.036
1986-1981			---	---	---	---	3018	RV17PMC4	25	RV17YC	.036
3.9L V6, 239 CID											
1994-1990			9201	RC12WYPB4	7071	RC12PYP	3071	RC12PYC	71	RC12YC	.036
1989-1988			---	---	7405	RN14PMP	3405	RN14PMC	404	RN12YC	.036
5.2L V8, 318 CID											
1994-1990			9201	RC12WYPB4	7071	RC12PYP	3071	RC12PYC	71	RC12YC	.036
1989-1986			---	---	7405	RN14PMP	3405	RN14PMC	404	RN12YC	.036
1985-1981			---	---	7405	RN14PMP	3405	RN14PMC	405	RN14YC	.036
5.9L V8, 360 CID											
1994-1990			9201	RC12WYPB4	7071	RC12PYP	3071	RC12PYC	71	RC12YC	.036
1989-1986			---	---	7405	RN14PMP	3405	RN14PMC	404	RN12YC	.036
1985-1984			---	---	7405	RN14PMP	3405	RN14PMC	405	RN14YC	.036
1981			---	---	7405	RN14PMP	3405	RN14PMC	405	RN14YC	.036
B2500											
3.9L V6, 239 CID											
1997			9203	RC12WLPB4	7436	RC10PLPB4	3436	RC12PLC4	436	RC12LC4	.040
1996-1995			9201	RC12WYPB4	7071	RC12PYP	3071	RC12PYC	71	RC12YC	.036
5.2L V8, 318 CID											
1998-1997			9203	RC12WLPB4	7436	RC10PLPB4	3436	RC12PLC4	436	RC12LC4	.040
1996-1995			9201	RC12WYPB4	7071	RC12PYP	3071	RC12PYC	71	RC12YC	.036
5.9L V8, 360 CID											
1998-1997			9203	RC12WLPB4	7436	RC10PLPB4	3436	RC12PLC4	436	RC12LC4	.040
1996-1995			9201	RC12WYPB4	7071	RC12PYP	3071	RC12PYC	71	RC12YC	.036
B300											
3.7L L6, 225 CID											
1980-1977			---	---	7018	RV17PMP4	3018	RV17PMC4	18	RV15YC4	.036
1976-1975			---	---	---	---	3018	RV17PMC4	25	RV17YC	.036
5.2L V8, 318 CID											
1980-1975			---	---	7405	RN14PMP	3405	RN14PMC	405	RN14YC	.036
5.9L V8, 360 CID											
1980-1975			---	---	7405	RN14PMP	3405	RN14PMC	405	RN14YC	.036
6.6L V8, 400 CID											
1978-1977			---	---	---	---	---	---	14	RJ12YC	.036
1976			---	---	---	---	---	---	63	RJ14YC	.036
7.2L V8, 440 CID											
1978-1975			---	---	---	---	---	---	14	RJ12YC	.036
B300 VAN											
3.7L L6, 225 CID											
1974-1971			---	---	7405	RN14PMP	3405	RN14PMC	405	RN14YC	.036
5.2L V8, 318 CID											
1974-1971			---	---	7405	RN14PMP	3405	RN14PMC	405	RN14YC	.036
5.9L V8, 360 CID											
1974-1971			---	---	7405	RN14PMP	3405	RN14PMC	405	RN14YC	.036
6.6L V8, 400 CID											
1974-1971			---	---	---	---	---	---	63	RJ14YC	.036
7.2L V8, 440 CID											
1974			---	---	---	---	---	---	14	RJ12YC	.036
B350											
5.2L V8, 318 CID											



Year	Engine VIN	Notes	CHAMPION Iridium		Double Platinum		Platinum Power		Copper Plus		Gap
			Stk #	Plug Type	Stk #	Plug Type	Stk #	Plug Type	Stk #	Plug Type	
DODGE (cont)											
B350 (cont)											
5.2L V8, 318 CID (cont)											
1994-1990			9201	RC12WYPB4	7071	RC12PYP	3071	RC12PYC	71	RC12YC	.036
1989-1986			---	---	7405	RN14PMP	3405	RN14PMC	404	RN12YC	.036
1985-1981			---	---	7405	RN14PMP	3405	RN14PMC	405	RN14YC	.036
5.9L V8, 360 CID											
1994-1990			9201	RC12WYPB4	7071	RC12PYP	3071	RC12PYC	71	RC12YC	.036
1989-1986			---	---	7405	RN14PMP	3405	RN14PMC	404	RN12YC	.036
1985-1981			---	---	7405	RN14PMP	3405	RN14PMC	405	RN14YC	.036
B3500											
5.2L V8, 318 CID											
1998-1997			9203	RC12WLPB4	7436	RC10PLPB4	3436	RC12PLC4	436	RC12LC4	.040
1996-1995			9201	RC12WYPB4	7071	RC12PYP	3071	RC12PYC	71	RC12YC	.036
5.9L V8, 360 CID											
1998-1997			9203	RC12WLPB4	7436	RC10PLPB4	3436	RC12PLC4	436	RC12LC4	.040
1996-1995			9201	RC12WYPB4	7071	RC12PYP	3071	RC12PYC	71	RC12YC	.036
CALIBER											
1.8L L4, 110 CID											
2009-2007			9202	RC12WMPB4	7318	RC12PMPB4	3318	RC12PMC4	318	RC12MC4	.044
2.0L L4, 122 CID											
2012-2007			9202	RC12WMPB4	7318	RC12PMPB4	3318	RC12PMC4	318	RC12MC4	.044
2.4L L4, 144 CID											
2011			9202	RC12WMPB4	7318	RC12PMPB4	3318	RC12PMC4	318	RC12MC4	.044
2010	ED3		9202	RC12WMPB4	7318	RC12PMPB4	3318	RC12PMC4	318	RC12MC4	.044
	EDG		---	---	---	---	3720	RC12PMB3	---	---	.035
2009	ED3		9202	RC12WMPB4	7318	RC12PMPB4	3318	RC12PMC4	318	RC12MC4	.044
	EDG		---	---	---	---	3720	RC12PMB3	---	---	.035
2008	F		---	---	---	---	3720	RC12PMB3	---	---	.035
	K		9202	RC12WMPB4	7318	RC12PMPB4	3318	RC12PMC4	318	RC12MC4	.044
2007			9202	RC12WMPB4	7318	RC12PMPB4	3318	RC12PMC4	318	RC12MC4	.044
CARAVAN											
2.2L L4, 135 CID											
1987-1986			---	---	7405	RN14PMP	3405	RN14PMC	404	RN12YC	.036
1985-1984			---	---	7405	RN14PMP	3405	RN14PMC	405	RN14YC	.036
2.4L L4, 148 CID											
2007-2001			---	---	---	---	---	---	443	RE16MC	.044
2000-1996			9201	RC12WYPB4	7071	RC12PYP	3071	RC12PYC	89	RC12YC5	.050
2.5L L4, 153 CID											
1995-1988			---	---	7405	RN14PMP	3405	RN14PMC	404	RN12YC	.036
2.6L L4, 156 CID											
1987-1984			9007	RN10WYPB5	7332	RN10PYP4	---	---	322	RN11YC4	.040
3.0L V6, 181 CID											
2000-1987			9007	RN10WYPB5	7332	RN10PYP4	3415	RN9PYC	322	RN11YC4	.044
3.3L V6, 201 CID											
2007-2001			9440	RE14WLPB5	7440	RE14PLP5	---	---	---	---	.050
2000-1996			---	---	7031	RN14PMP5	3031	RN14PMC5	31	RN14MC5	.050
1995-1990			---	---	7031	RN14PMP5	3031	RN14PMC5	31	RN14MC5	.050
3.8L V6, 230 CID											
1999-1996			---	---	7031	RN14PMP5	3031	RN14PMC5	31	RN14MC5	.050
CB300											
3.7L L6, 225 CID											
1979			---	---	7405	RN14PMP	3405	RN14PMC	405	RN14YC	.036
1978-1977			---	---	7018	RV17PMP4	3018	RV17PMC4	18	RV15YC4	.036
1975			---	---	---	---	3018	RV17PMC4	25	RV17YC	.036
1974-1973			---	---	7405	RN14PMP	3405	RN14PMC	405	RN14YC	.036
5.2L V8, 318 CID											
1980-1973			---	---	7405	RN14PMP	3405	RN14PMC	405	RN14YC	.036



Year	Engine	Notes	CHAMPION	Iridium		Double Platinum		Platinum Power		Copper Plus		Gap
	VIN		Stk #	Plug Type	Stk #	Plug Type	Stk #	Plug Type	Stk #	Plug Type		
DODGE (cont)												
CB300												
5.9L V8, 360 CID												
1980-1973			---	---	7405	RN14PMP	3405	RN14PMC	405	RN14YC	.036	
6.6L V8, 400 CID												
1978-1977			---	---	---	---	---	---	14	RJ12YC	.036	
1976			---	---	---	---	---	---	63	RJ14YC	.036	
7.2L V8, 440 CID												
1979-1977			---	---	---	---	---	---	14	RJ12YC	.036	
CHALLENGER												
1.6L L4, 98 CID												
1979-1978			9804	RN8WYPB3	7415	RN9PYP	3415	RN9PYC	415	RN9YC	.044	
2.6L L4, 156 CID												
1983-1978			9007	RN10WYPB5	7332	RN10PYP4	---	---	322	RN11YC4	.044	
3.5L V6, 215 CID												
2010-2009			9034	RC12WEPB5	7034	RC12PEPB5	3034	RC12PEC5	---	---	.050	
3.6L V6, 220 CID												
2014-2011			9407	RER8ZWYCB4	---	---	---	---	---	---	.044	
3.7L L6, 225 CID												
1972-1970			---	---	7405	RN14PMP	3405	RN14PMC	405	RN14YC	.036	
5.6L V8, 340 CID												
1973			---	---	7405	RN14PMP	3405	RN14PMC	405	RN14YC	.036	
1972-1970			---	---	7405	RN14PMP	3405	RN14PMC	404	RN12YC	.036	
5.7L V8, 345 CID												
2014-2009		2 PLUGS/CYLINDER	---	---	---	---	---	---	446	REC12MCC4	.044	
5.9L V8, 360 CID												
1974-1971			---	---	7405	RN14PMP	3405	RN14PMC	405	RN14YC	.036	
6.1L V8, 370 CID												
2010-2008		2 PLUGS/CYLINDER	---	---	---	---	3032	RE10PMC5	---	---	.044	
			---	---	7032	RE10PMPB5	---	---	---	---	.044	
6.3L V8, 383 CID												
1971-1970	L		---	---	---	---	---	---	63	RJ14YC	.036	
	N		---	---	---	---	---	---	14	RJ12YC	.036	
6.4L V8, 392 CID												
2015-2011		2 PLUGS/CYLINDER	9299	RES8WYPB4	7004	RES9PYP4	---	---	---	---	.043	
7.0L V8, 426 CID												
1971-1970			---	---	7405	RN14PMP	3405	RN14PMC	404	RN12YC	.036	
7.2L V8, 440 CID												
1972-1970			---	---	---	---	---	---	14	RJ12YC	.036	
CHARGER												
1.6L L4, 97 CID												
1984		Peugeot Engine	---	---	7405	RN14PMP	3405	RN14PMC	405	RN14YC	.036	
2.2L L4, 135 CID												
1987-1986			---	---	7405	RN14PMP	3405	RN14PMC	404	RN12YC	.036	
1985-1983			---	---	7405	RN14PMP	3405	RN14PMC	405	RN14YC	.036	
2.7L V6, 167 CID												
2010-2009			---	---	---	---	3232	TE10PMC5	---	---	.050	
2008			9403	RE14WMPB4	7570	RE14PMPB	3470	RE14PMC5	---	---	.050	
2007-2006			9403	RE14WMPB4	7032	RE10PMPB5	3132	RE10PM5	---	---	.050	
3.5L V6, 215 CID												
2010-2006			9034	RC12WEPB5	7034	RC12PEPB5	3034	RC12PEC5	---	---	.050	
3.6L V6, 220 CID												
2014-2011			9407	RER8ZWYCB4	---	---	---	---	---	---	.044	
3.7L L6, 225 CID												
1976			---	---	---	---	3025	RV19PMC	25	RV17YC	.036	
1974-1968			---	---	7405	RN14PMP	3405	RN14PMC	405	RN14YC	.036	
4.5L V8, 273 CID												
1967		3/4" Reach Heads	---	---	7405	RN14PMP	3405	RN14PMC	405	RN14YC	.036	
5.2L V8, 318 CID												
1978-1975			---	---	7405	RN14PMP	3405	RN14PMC	405	RN14YC	.036	



Year	Engine VIN	Notes	CHAMPION Iridium		Double Platinum		Platinum Power		Copper Plus		Gap
			Stk #	Plug Type	Stk #	Plug Type	Stk #	Plug Type	Stk #	Plug Type	
DODGE (cont)											
CHARGER (cont)											
5.2L V8, 318 CID (cont)											
1969-1968			---	---	7405	RN14PMP	3405	RN14PMC	405	RN14YC	.036
1967		3/4" Reach Heads	---	---	7405	RN14PMP	3405	RN14PMC	405	RN14YC	.036
5.6L V8, 340 CID											
1973			---	---	7405	RN14PMP	3405	RN14PMC	405	RN14YC	.036
1972-1970			---	---	7405	RN14PMP	3405	RN14PMC	404	RN12YC	.036
5.7L V8, 345 CID											
2014-2009		2 PLUGS/CYLINDER	---	---	---	---	---	---	446	REC12MCC4	.044
2008-2006		2 PLUGS/CYLINDER	9403	RE14WMPB4	7570	RE14PMPB	3570	RE14PMC	570	RE14MCC4	.044
5.9L V8, 360 CID											
1978-1973			---	---	7405	RN14PMP	3405	RN14PMC	405	RN14YC	.036
6.1L V8, 370 CID											
2010-2006		2 PLUGS/CYLINDER	---	---	7032	RE10PMPB5	3032	RE10PMC5	---	---	.044
6.3L V8, 383 CID											
1971-1970	L		---	---	---	---	---	---	63	RJ14YC	.036
	N		---	---	---	---	---	---	14	RJ12YC	.036
1969-1968	G		---	---	---	---	---	---	63	RJ14YC	.036
	H		---	---	---	---	---	---	14	RJ12YC	.036
1967	G	2BBL; 3/8" Reach Heads	---	---	---	---	---	---	63	RJ14YC	.036
	H	4BBL; 3/8" Reach Heads	---	---	---	---	---	---	14	RJ12YC	.036
6.4L V8, 392 CID											
2014-2012		2 PLUGS/CYLINDER	9901	RE10WYPB5	7004	RES9PYP4	---	---	---	---	.043
6.6L V8, 400 CID											
1978-1977			---	---	---	---	---	---	14	RJ12YC	.036
1976-1974	M		---	---	---	---	---	---	63	RJ14YC	.036
	N		---	---	---	---	---	---	63	RJ14YC	.036
	P		---	---	---	---	---	---	14	RJ12YC	.036
1973-1972	M		---	---	---	---	---	---	63	RJ14YC	.036
	P		---	---	---	---	---	---	14	RJ12YC	.036
7.0L V8, 426 CID											
1971-1968			---	---	7405	RN14PMP	3405	RN14PMC	404	RN12YC	.036
1967	J	3/4" Reach Heads	---	---	7405	RN14PMP	3405	RN14PMC	404	RN12YC	.036
	J	3/8" Reach Heads	---	---	---	---	---	---	63	RJ14YC	.036
	R	3/4" Reach Heads	---	---	7405	RN14PMP	3405	RN14PMC	404	RN12YC	.036
	R	3/8" Reach Heads	---	---	---	---	---	---	63	RJ14YC	.036
7.2L V8, 440 CID											
1974-1968			---	---	---	---	---	---	14	RJ12YC	.036
1967		3/8" Reach Heads	---	---	---	---	---	---	14	RJ12YC	.036
COLT											
1.4L L4, 1410cc											
1984-1979			9804	RN8WYPB3	7415	RN9PYP	3415	RN9PYC	415	RN9YC	.044
1.5L L4, 90 CID											
1995-1992			9007	RN10WYPB5	7332	RN10PYP4	3322	RN14PMC3	322	RN11YC4	.044
1991-1985			9804	RN8WYPB3	7415	RN9PYP	3415	RN9PYC	415	RN9YC	.044
1.6L L4, 98 CID											
1990-1978			9804	RN8WYPB3	7415	RN9PYP	3415	RN9PYC	415	RN9YC	.044
1977-1975			9804	RN8WYPB3	7415	RN9PYP	3415	RN9PYC	415	RN9YC	.032
1974-1971			9804	RN8WYPB3	7415	RN9PYP	3415	RN9PYC	415	RN9YC	.036
1.8L L4, 107 CID											
1990-1989			9804	RN8WYPB3	7415	RN9PYP	3415	RN9PYC	415	RN9YC	.044
1.8L L4, 112 CID											
1994-1992			9201	RC12WYPB4	7071	RC12PYP	3071	RC12PYC	71	RC12YC	.044
2.0L L4, 122 CID											
1991-1984			9804	RN8WYPB3	7415	RN9PYP	3415	RN9PYC	415	RN9YC	.044
1977-1975			9804	RN8WYPB3	7415	RN9PYP	3415	RN9PYC	415	RN9YC	.032
1974			9804	RN8WYPB3	7415	RN9PYP	3415	RN9PYC	415	RN9YC	.036
2.4L L4, 2351cc											
1994-1993			9001	RC10WYPB4	7546	RC10PYPB4	3344	RC9PYC	430	RC9YC4	.044



Year	Engine	Notes	CHAMPION Iridium		Double Platinum		Platinum Power		Copper Plus		Gap
	VIN		Stk #	Plug Type	Stk #	Plug Type	Stk #	Plug Type	Stk #	Plug Type	
DODGE (cont)											
COLT											
2.6L L4, 156 CID											
1980-1978			9007	RN10WYPB5	7332	RN10PYP4	---	---	322	RN11YC4	.044
CONQUEST											
2.6L L4, 156 CID											
1986-1984			9007	RN10WYPB5	7415	RN9PYP	3415	RN9PYC	415	RN9YC	.044
CORONET											
3.7L L6, 225 CID											
1976-1975			---	---	---	---	3018	RV17PMC4	25	RV17YC	.036
1974-1968			---	---	7405	RN14PMP	3405	RN14PMC	405	RN14YC	.036
1967		3/4" Reach Heads	---	---	7405	RN14PMP	3405	RN14PMC	405	RN14YC	.036
4.5L V8, 273 CID											
1968			---	---	7405	RN14PMP	3405	RN14PMC	405	RN14YC	.036
1967		3/4" Reach Heads	---	---	7405	RN14PMP	3405	RN14PMC	405	RN14YC	.036
5.2L V8, 318 CID											
1976-1968			---	---	7405	RN14PMP	3405	RN14PMC	405	RN14YC	.036
1967		3/4" Reach Heads	---	---	7405	RN14PMP	3405	RN14PMC	405	RN14YC	.036
5.6L V8, 340 CID											
1973			---	---	7405	RN14PMP	3405	RN14PMC	405	RN14YC	.036
1972-1970			---	---	7405	RN14PMP	3405	RN14PMC	404	RN12YC	.036
5.9L V8, 360 CID											
1976-1971			---	---	7405	RN14PMP	3405	RN14PMC	405	RN14YC	.036
6.3L V8, 383 CID											
1971-1970	L		---	---	---	---	---	---	63	RJ14YC	.036
	N		---	---	---	---	---	---	14	RJ12YC	.036
1969-1968	G		---	---	---	---	---	---	63	RJ14YC	.036
	H		---	---	---	---	---	---	14	RJ12YC	.036
1967	G	2BBL; 3/8" Reach Heads	---	---	---	---	---	---	63	RJ14YC	.036
	H	4BBL; 3/8" Reach Heads	---	---	---	---	---	---	14	RJ12YC	.036
6.6L V8, 400 CID											
1976-1974	M		---	---	---	---	---	---	63	RJ14YC	.036
	N		---	---	---	---	---	---	63	RJ14YC	.036
	P		---	---	---	---	---	---	14	RJ12YC	.036
1973-1972	M		---	---	---	---	---	---	63	RJ14YC	.036
	P		---	---	---	---	---	---	14	RJ12YC	.036
7.0L V8, 426 CID											
1971-1968			---	---	7405	RN14PMP	3405	RN14PMC	404	RN12YC	.036
1967		3/4" Reach Heads	---	---	7405	RN14PMP	3405	RN14PMC	404	RN12YC	.036
		3/8" Reach Heads	---	---	---	---	---	---	63	RJ14YC	.036
7.2L V8, 440 CID											
1976-1975			---	---	---	---	---	---	14	RJ12YC	.036
1974-1973	T		---	---	---	---	---	---	63	RJ14YC	.036
	U		---	---	---	---	---	---	14	RJ12YC	.036
1972	T		---	---	---	---	---	---	63	RJ14YC	.036
	U		---	---	---	---	---	---	14	RJ12YC	.036
	V		---	---	---	---	---	---	14	RJ12YC	.036
1971-1968			---	---	---	---	---	---	14	RJ12YC	.036
1967		3/8" Reach Heads	---	---	---	---	---	---	14	RJ12YC	.036
D100											
3.7L L6, 225 CID											
1987-1986			---	---	---	---	3025	RV19PMC	25	RV17YC	.036
1979	B		---	---	---	---	3018	RV17PMC4	25	RV17YC	.036
	N		---	---	7018	RV17PMP4	3018	RV17PMC4	18	RV15YC4	.036
1978-1977			---	---	7018	RV17PMP4	3018	RV17PMC4	18	RV15YC4	.036
1976-1975			---	---	---	---	3018	RV17PMC4	25	RV17YC	.036
3.9L V6, 239 CID											
1989-1988			---	---	7405	RN14PMP	3405	RN14PMC	404	RN12YC	.036
5.2L V8, 318 CID											
1989-1986			---	---	7405	RN14PMP	3405	RN14PMC	404	RN12YC	.036
1979-1975			---	---	7405	RN14PMP	3405	RN14PMC	405	RN14YC	.036



Year	Engine VIN	Notes	CHAMPION Iridium		Double Platinum		Platinum Power		Copper Plus		Gap
			Stk #	Plug Type	Stk #	Plug Type	Stk #	Plug Type	Stk #	Plug Type	
DODGE (cont)											
D100											
5.9L V8, 360 CID											
1988-1986			---	---	7405	RN14PMP	3405	RN14PMC	404	RN12YC	.036
1979-1975			---	---	7405	RN14PMP	3405	RN14PMC	405	RN14YC	.036
6.6L V8, 400 CID											
1978-1977			---	---	---	---	---	---	14	RJ12YC	.036
1976			---	---	---	---	---	---	63	RJ14YC	.036
7.2L V8, 440 CID											
1978-1975			---	---	---	---	---	---	14	RJ12YC	.036
D100 PICKUP											
3.2L L6, 198 CID											
1971-1970			---	---	7405	RN14PMP	3405	RN14PMC	405	RN14YC	.036
3.7L L6, 225 CID											
1974-1970			---	---	7405	RN14PMP	3405	RN14PMC	405	RN14YC	.036
1968			---	---	7405	RN14PMP	3405	RN14PMC	405	RN14YC	.036
5.2L V8, 318 CID											
1974-1968			---	---	7405	RN14PMP	3405	RN14PMC	405	RN14YC	.036
5.9L V8, 360 CID											
1974-1971			---	---	7405	RN14PMP	3405	RN14PMC	405	RN14YC	.036
6.3L V8, 383 CID											
1971-1970			---	---	---	---	---	---	63	RJ14YC	.036
6.6L V8, 400 CID											
1974-1972			---	---	---	---	---	---	63	RJ14YC	.036
7.2L V8, 440 CID											
1974			---	---	---	---	---	---	14	RJ12YC	.036
1973	A		---	---	7405	RN14PMP	3405	RN14PMC	405	RN14YC	.036
	D		---	---	---	---	---	---	14	RJ12YC	.036
D100 SERIES											
3.7L L6, 225 CID											
1967		3/4" Reach Heads	---	---	7405	RN14PMP	3405	RN14PMC	405	RN14YC	.036
5.2L V8, 318 CID											
1967		3/4" Reach Heads	---	---	7405	RN14PMP	3405	RN14PMC	405	RN14YC	.036
6.3L V8, 383 CID											
1967		3/8" Reach Heads	---	---	---	---	---	---	63	RJ14YC	.036
D150											
3.7L L6, 225 CID											
1987			---	---	---	---	3025	RV19PMC	25	RV17YC	.036
1986-1983			---	---	---	---	3018	RV17PMC4	25	RV17YC	.036
1982			---	---	---	---	3025	RV19PMC	25	RV17YC	.036
1981			---	---	---	---	3018	RV17PMC4	25	RV17YC	.036
1980			---	---	7018	RV17PMP4	3018	RV17PMC4	18	RV15YC4	.036
1979	B		---	---	---	---	3018	RV17PMC4	25	RV17YC	.036
	N		---	---	7018	RV17PMP4	3018	RV17PMC4	18	RV15YC4	.036
1978-1977			---	---	7018	RV17PMP4	3018	RV17PMC4	18	RV15YC4	.036
3.9L V6, 239 CID											
1993-1990			9201	RC12WYPB4	7071	RC12PYP	3071	RC12PYC	71	RC12YC	.036
1989-1988			---	---	7405	RN14PMP	3405	RN14PMC	404	RN12YC	.036
5.2L V8, 318 CID											
1993-1990			9201	RC12WYPB4	7071	RC12PYP	3071	RC12PYC	71	RC12YC	.036
1989-1986			---	---	7405	RN14PMP	3405	RN14PMC	404	RN12YC	.036
1985-1977			---	---	7405	RN14PMP	3405	RN14PMC	405	RN14YC	.036
5.9L V8, 360 CID											
1993			9201	RC12WYPB4	7071	RC12PYP	3071	RC12PYC	71	RC12YC	.036
1991-1990			9201	RC12WYPB4	7071	RC12PYP	3071	RC12PYC	71	RC12YC	.036
1989-1986			---	---	7405	RN14PMP	3405	RN14PMC	404	RN12YC	.036
1985-1984			---	---	7405	RN14PMP	3405	RN14PMC	405	RN14YC	.036
1982-1977			---	---	7405	RN14PMP	3405	RN14PMC	405	RN14YC	.036
6.6L V8, 400 CID											
1978-1977			---	---	---	---	---	---	14	RJ12YC	.036



Year	Engine	Notes	CHAMPION Iridium		Double Platinum		Platinum Power		Copper Plus		Gap
	VIN		Stk #	Plug Type	Stk #	Plug Type	Stk #	Plug Type	Stk #	Plug Type	
DODGE (cont)											
D150											
7.2L V8, 440 CID											
1978			---	---	---	---	---	---	14	RJ12YC	.036
D200											
3.7L L6, 225 CID											
1980			---	---	7018	RV17PMP4	3018	RV17PMC4	18	RV15YC4	.036
1979	B		---	---	---	---	3018	RV17PMC4	25	RV17YC	.036
	N		---	---	7018	RV17PMP4	3018	RV17PMC4	18	RV15YC4	.036
1978-1977			---	---	7018	RV17PMP4	3018	RV17PMC4	18	RV15YC4	.036
1976-1975			---	---	---	---	3018	RV17PMC4	25	RV17YC	.036
5.2L V8, 318 CID											
1980-1975			---	---	7405	RN14PMP	3405	RN14PMC	405	RN14YC	.036
5.9L V8, 360 CID											
1980-1975			---	---	7405	RN14PMP	3405	RN14PMC	405	RN14YC	.036
6.6L V8, 400 CID											
1978-1977			---	---	---	---	---	---	14	RJ12YC	.036
1976-1975			---	---	---	---	---	---	63	RJ14YC	.036
7.2L V8, 440 CID											
1978-1975			---	---	---	---	---	---	14	RJ12YC	.036
D200 PICKUP											
3.7L L6, 225 CID											
1974-1970			---	---	7405	RN14PMP	3405	RN14PMC	405	RN14YC	.036
5.2L V8, 318 CID											
1974-1968			---	---	7405	RN14PMP	3405	RN14PMC	405	RN14YC	.036
5.9L V8, 360 CID											
1974-1971			---	---	7405	RN14PMP	3405	RN14PMC	405	RN14YC	.036
6.3L V8, 383 CID											
1971-1968			---	---	---	---	---	---	63	RJ14YC	.036
6.6L V8, 400 CID											
1974-1972			---	---	---	---	---	---	63	RJ14YC	.036
7.2L V8, 440 CID											
1974-1973			---	---	---	---	---	---	14	RJ12YC	.036
D200 SERIES											
3.7L L6, 225 CID											
1967		3/4" Reach Heads	---	---	7405	RN14PMP	3405	RN14PMC	405	RN14YC	.036
5.2L V8, 318 CID											
1967		3/4" Reach Heads	---	---	7405	RN14PMP	3405	RN14PMC	405	RN14YC	.036
6.3L V8, 383 CID											
1967		3/8" Reach Heads	---	---	---	---	---	---	63	RJ14YC	.036
D250											
3.7L L6, 225 CID											
1987			---	---	---	---	3025	RV19PMC	25	RV17YC	.036
1986-1985			---	---	---	---	3018	RV17PMC4	25	RV17YC	.036
1984			---	---	---	---	3025	RV19PMC	25	RV17YC	.036
1983			---	---	---	---	3018	RV17PMC4	25	RV17YC	.036
1982-1981			---	---	---	---	3025	RV19PMC	25	RV17YC	.036
3.9L V6, 239 CID											
1993-1990			9201	RC12WYPB4	7071	RC12PYP	3071	RC12PYC	71	RC12YC	.036
1989-1988			---	---	7405	RN14PMP	3405	RN14PMC	404	RN12YC	.036
5.2L V8, 318 CID											
1993-1990			9201	RC12WYPB4	7071	RC12PYP	3071	RC12PYC	71	RC12YC	.036
1989-1986			---	---	7405	RN14PMP	3405	RN14PMC	404	RN12YC	.036
1985-1981			---	---	7405	RN14PMP	3405	RN14PMC	405	RN14YC	.036
5.9L V8, 360 CID											
1993	5		---	---	---	---	---	---	129	RF10C	.036
	Z		9201	RC12WYPB4	7071	RC12PYP	3071	RC12PYC	71	RC12YC	.036
1992	Z		9201	RC12WYPB4	7071	RC12PYP	3071	RC12PYC	71	RC12YC	.036
1991-1990	5		---	---	---	---	---	---	129	RF10C	.036
	Z		9201	RC12WYPB4	7071	RC12PYP	3071	RC12PYC	71	RC12YC	.036



Year	Engine VIN	Notes	CHAMPION Iridium		Double Platinum		Platinum Power		Copper Plus		Gap
			Stk #	Plug Type	Stk #	Plug Type	Stk #	Plug Type	Stk #	Plug Type	
DODGE (cont)											
D250 (cont)											
5.9L V8, 360 CID (cont)											
1989	5		---	---	---	---	---	---	129	RF10C	.036
	Z		---	---	7405	RN14PMP	3405	RN14PMC	404	RN12YC	.036
1988-1987	1		---	---	7405	RN14PMP	3405	RN14PMC	404	RN12YC	.036
	5		---	---	---	---	---	---	129	RF10C	.036
	W		---	---	7405	RN14PMP	3405	RN14PMC	404	RN12YC	.036
1986			---	---	7405	RN14PMP	3405	RN14PMC	404	RN12YC	.036
1985-1984			---	---	7405	RN14PMP	3405	RN14PMC	405	RN14YC	.036
1982-1981			---	---	7405	RN14PMP	3405	RN14PMC	405	RN14YC	.036
D300											
3.7L L6, 225 CID											
1978-1977			---	---	7018	RV17PMP4	3018	RV17PMC4	18	RV15YC4	.036
1976-1975			---	---	---	---	3018	RV17PMC4	25	RV17YC	.036
5.2L V8, 318 CID											
1980			---	---	7405	RN14PMP	3405	RN14PMC	405	RN14YC	.036
1979			---	---	---	---	3025	RV19PMC	25	RV17YC	.036
1978-1975			---	---	7405	RN14PMP	3405	RN14PMC	405	RN14YC	.036
5.9L V8, 360 CID											
1980-1975			---	---	7405	RN14PMP	3405	RN14PMC	405	RN14YC	.036
6.6L V8, 400 CID											
1978-1977			---	---	---	---	---	---	14	RJ12YC	.036
1976			---	---	---	---	---	---	63	RJ14YC	.036
7.2L V8, 440 CID											
1978-1975			---	---	---	---	---	---	14	RJ12YC	.036
D300 PICKUP											
3.7L L6, 225 CID											
1974-1970			---	---	7405	RN14PMP	3405	RN14PMC	405	RN14YC	.036
1968			---	---	7405	RN14PMP	3405	RN14PMC	405	RN14YC	.036
5.2L V8, 318 CID											
1974-1968			---	---	7405	RN14PMP	3405	RN14PMC	405	RN14YC	.036
5.9L V8, 360 CID											
1974-1971			---	---	7405	RN14PMP	3405	RN14PMC	405	RN14YC	.036
6.3L V8, 383 CID											
1971-1970			---	---	---	---	---	---	63	RJ14YC	.036
6.6L V8, 400 CID											
1974-1972			---	---	---	---	---	---	63	RJ14YC	.036
7.2L V8, 440 CID											
1974-1972			---	---	---	---	---	---	14	RJ12YC	.036
D300 SERIES											
3.7L L6, 225 CID											
1967		3/4" Reach Heads	---	---	7405	RN14PMP	3405	RN14PMC	405	RN14YC	.036
5.2L V8, 318 CID											
1967		3/4" Reach Heads	---	---	7405	RN14PMP	3405	RN14PMC	405	RN14YC	.036
6.3L V8, 383 CID											
1967		3/8" Reach Heads	---	---	---	---	---	---	63	RJ14YC	.036
D350											
5.2L V8, 318 CID											
1983-1981			---	---	7405	RN14PMP	3405	RN14PMC	405	RN14YC	.036
5.9L V8, 360 CID											
1993-1990	5		---	---	---	---	---	---	129	RF10C	.036
	Z		9201	RC12WYPB4	7071	RC12PYP	3071	RC12PYC	71	RC12YC	.036
1989	5		---	---	---	---	---	---	129	RF10C	.036
	Z		---	---	7405	RN14PMP	3405	RN14PMC	404	RN12YC	.036
1988	1		---	---	7405	RN14PMP	3405	RN14PMC	404	RN12YC	.036
	5		---	---	---	---	---	---	129	RF10C	.036
1987	1		---	---	7405	RN14PMP	3405	RN14PMC	404	RN12YC	.036
	5		---	---	---	---	---	---	129	RF10C	.036
	W		---	---	7405	RN14PMP	3405	RN14PMC	404	RN12YC	.036



Year	Engine	Notes	CHAMPION Iridium		Double Platinum		Platinum Power		Copper Plus		Gap
	VIN		Stk #	Plug Type	Stk #	Plug Type	Stk #	Plug Type	Stk #	Plug Type	
DODGE (cont)											
D350 (cont)											
5.9L V8, 360 CID (cont)											
1986			---	---	7405	RN14PMP	3405	RN14PMC	404	RN12YC	.036
1985-1981			---	---	7405	RN14PMP	3405	RN14PMC	405	RN14YC	.036
D400											
5.9L V8, 360 CID											
1981-1978			---	---	7405	RN14PMP	3405	RN14PMC	405	RN14YC	.036
7.2L V8, 440 CID											
1978			---	---	---	---	---	---	14	RJ12YC	.036
D450											
5.9L V8, 360 CID											
1981-1978			---	---	7405	RN14PMP	3405	RN14PMC	405	RN14YC	.036
7.2L V8, 440 CID											
1978			---	---	---	---	---	---	14	RJ12YC	.036
D50											
2.0L L4, 122 CID											
1982-1979			9804	RN8WYPB3	7415	RN9PYP	3415	RN9PYC	415	RN9YC	.044
2.6L L4, 156 CID											
1982-1979			9007	RN10WYPB5	7332	RN10PYP4	---	---	322	RN11YC4	.044
DAKOTA											
2.2L L4, 135 CID											
1988-1987			---	---	7405	RN14PMP	3405	RN14PMC	404	RN12YC	.036
2.5L L4, 153 CID											
2002-1999			9034	RC12WEPB5	7034	RC12PEPB5	3034	RC12PEC5	438	RC12ECC	.036
1998-1996			9034	RC12WEPB5	7034	RC12PEPB5	3412	RS10PEC	412	RC12LYC	.036
1995-1989			---	---	7405	RN14PMP	3405	RN14PMC	404	RN12YC	.036
3.7L V6, 226 CID											
2010-2004			9002	RC10WMPB4	7436	RC10PLPB4	---	---	347	RC10MCC	.044
3.9L V6, 239 CID											
2003-1997			9203	RC12WLPB4	7436	RC10PLPB4	3436	RC12PLC4	436	RC12LC4	.040
1996-1990			9201	RC12WYPB4	7071	RC12PYP	3071	RC12PYC	71	RC12YC	.036
1989-1987			---	---	7405	RN14PMP	3405	RN14PMC	404	RN12YC	.036
4.7L V8, 285 CID											
2010-2008		Exhaust Side; 2 PLUGS/CYLINDER; FOR LOWER BANK ONLY	9055	REC12WMPB5	---	---	---	---	446	REC12MCC4	.050
2007	J	GAS	---	---	7340	RC7PYPB4	3340	RC7PYCB4	340	RC7YC	.040
	N	GAS	9202	RC12WMPB4	7318	RC12PMPB4	3318	RC12PMC4	439	RC12MCC4	.040
	P	FLEX	9202	RC12WMPB4	7318	RC12PMPB4	3318	RC12PMC4	439	RC12MCC4	.040
2006-2005	J		---	---	7340	RC7PYPB4	3340	RC7PYCB4	340	RC7YC	.040
	N		9202	RC12WMPB4	7318	RC12PMPB4	3318	RC12PMC4	439	RC12MCC4	.040
2004-2002			9202	RC12WMPB4	7318	RC12PMPB4	3318	RC12PMC4	439	RC12MCC4	.040
4.7L V8, 287 CID											
2001-2000			9202	RC12WMPB4	7318	RC12PMPB4	3318	RC12PMC4	439	RC12MCC4	.040
5.2L V8, 318 CID											
1999-1997			9203	RC12WLPB4	7436	RC10PLPB4	3436	RC12PLC4	436	RC12LC4	.040
1996-1990			9201	RC12WYPB4	7071	RC12PYP	3071	RC12PYC	71	RC12YC	.036
1989			---	---	7405	RN14PMP	3405	RN14PMC	404	RN12YC	.036
5.9L V8, 360 CID											
2003-1998			9203	RC12WLPB4	7436	RC10PLPB4	3436	RC12PLC4	436	RC12LC4	.040
DART											
2.0L L4, 122 CID											
2014-2013			9010	REC10WMPB	---	---	---	---	---	---	.042
2.4L L4, 144 CID											
2014-2013			9775	REC10WMPB4	---	---	---	---	---	---	.044
2.8L L6, 170 CID											
1971-1968			---	---	7405	RN14PMP	3405	RN14PMC	405	RN14YC	.036
1967		3/4" Reach Heads	---	---	7405	RN14PMP	3405	RN14PMC	405	RN14YC	.036



Year	Engine VIN	Notes	CHAMPION Iridium		Double Platinum		Platinum Power		Copper Plus		Gap
			Stk #	Plug Type	Stk #	Plug Type	Stk #	Plug Type	Stk #	Plug Type	
DODGE (cont)											
DART											
3.2L L6, 198 CID											
1974-1970			---	---	7405	RN14PMP	3405	RN14PMC	405	RN14YC	.036
3.7L L6, 225 CID											
1976-1975			---	---	---	---	3018	RV17PMC4	25	RV17YC	.036
1974-1968			---	---	7405	RN14PMP	3405	RN14PMC	405	RN14YC	.036
1967		3/4" Reach Heads	---	---	7405	RN14PMP	3405	RN14PMC	405	RN14YC	.036
4.5L V8, 273 CID											
1969-1968			---	---	7405	RN14PMP	3405	RN14PMC	405	RN14YC	.036
1967		3/4" Reach Heads	---	---	7405	RN14PMP	3405	RN14PMC	405	RN14YC	.036
5.2L V8, 318 CID											
1976-1968			---	---	7405	RN14PMP	3405	RN14PMC	405	RN14YC	.036
1967		3/4" Reach Heads	---	---	7405	RN14PMP	3405	RN14PMC	405	RN14YC	.036
5.6L V8, 340 CID											
1973			---	---	7405	RN14PMP	3405	RN14PMC	405	RN14YC	.036
1972-1968			---	---	7405	RN14PMP	3405	RN14PMC	404	RN12YC	.036
5.9L V8, 360 CID											
1976-1971			---	---	7405	RN14PMP	3405	RN14PMC	405	RN14YC	.036
6.3L V8, 383 CID											
1969-1968	G		---	---	---	---	---	---	63	RJ14YC	.036
	H		---	---	---	---	---	---	14	RJ12YC	.036
1967		3/8" Reach Heads	---	---	---	---	---	---	63	RJ14YC	.036
DAYTONA											
2.2L L4, 135 CID											
1993-1992			---	---	7415	RN9PYP	3415	RN9PYC	415	RN9YC	.036
1990-1986			---	---	7405	RN14PMP	3405	RN14PMC	404	RN12YC	.036
1985-1984			---	---	7405	RN14PMP	3405	RN14PMC	405	RN14YC	.036
2.5L L4, 153 CID											
1993-1986			---	---	7405	RN14PMP	3405	RN14PMC	404	RN12YC	.036
3.0L V6, 181 CID											
1993-1990			9007	RN10WYPB5	7332	RN10PYP4	3415	RN9PYC	322	RN11YC4	.044
DIPLOMAT											
3.7L L6, 225 CID											
1983-1978			---	---	---	---	3018	RV17PMC4	25	RV17YC	.036
5.2L V8, 318 CID											
1989-1986			---	---	7405	RN14PMP	3405	RN14PMC	404	RN12YC	.036
1985-1977			---	---	7405	RN14PMP	3405	RN14PMC	405	RN14YC	.036
5.9L V8, 360 CID											
1979-1978			---	---	7405	RN14PMP	3405	RN14PMC	405	RN14YC	.036
DURANGO											
3.6L V6, 220 CID											
2014-2011			9407	RER8ZWYCB4	---	---	---	---	---	---	.044
3.7L V6, 226 CID											
2009-2004			9002	RC10WMPB4	7436	RC10PLPB4	---	---	347	RC10MCC	.044
3.9L V6, 239 CID											
1999-1998			9203	RC12WLPB4	7436	RC10PLPB4	3436	RC12PLC4	436	RC12LC4	.040
4.7L V8, 285 CID											
2009-2008		Exhaust Side; 2 PLUGS/CYLINDER; FOR LOWER BANK ONLY	9055	REC12WMPB5	---	---	---	---	446	REC12MCC4	.050
2007-2002			9202	RC12WMPB4	7318	RC12PMPB4	3318	RC12PMC4	439	RC12MCC4	.040
4.7L V8, 287 CID											
2001-2000			9202	RC12WMPB4	7318	RC12PMPB4	3318	RC12PMC4	439	RC12MCC4	.040
5.2L V8, 318 CID											
2000-1998			9203	RC12WLPB4	7436	RC10PLPB4	3436	RC12PLC4	436	RC12LC4	.040
5.7L V8, 345 CID											
2014-2011		2 PLUGS/CYLINDER	---	---	---	---	---	---	446	REC12MCC4	.044
2009	EZD	2 PLUGS/CYLINDER	---	---	---	---	---	---	446	REC12MCC4	.044
	EZE	2 PLUGS/CYLINDER	9055	REC12WMPB5	---	---	---	---	---	---	.044



Year	Engine		CHAMPION Iridium		Double Platinum		Platinum Power		Copper Plus		Gap
	VIN	Notes	Stk #	Plug Type	Stk #	Plug Type	Stk #	Plug Type	Stk #	Plug Type	
DODGE (cont)											
DURANGO (cont)											
5.7L V8, 345 CID (cont)											
2008-2004		2 PLUGS/CYLINDER	9403	RE14WMPB4	7570	RE14PMPB	3570	RE14PMC	570	RE14MCC4	.044
5.9L V8, 360 CID											
2003-1998			9203	RC12WLPB4	7436	RC10PLPB4	3436	RC12PLC4	436	RC12LC4	.040
DYNASTY											
2.5L L4, 153 CID											
1993-1988			---	---	7405	RN14PMP	3405	RN14PMC	404	RN12YC	.036
3.0L V6, 181 CID											
1993-1988			9007	RN10WYPB5	7332	RN10PYP4	3415	RN9PYC	322	RN11YC4	.044
3.3L V6, 201 CID											
1993-1990			---	---	7031	RN14PMP5	3031	RN14PMC5	31	RN14MC5	.050
GRAND CARAVAN											
2.4L L4, 148 CID											
1997-1996			9201	RC12WYPB4	7071	RC12PYP	3071	RC12PYC	89	RC12YC5	.050
2.5L L4, 153 CID											
1988			---	---	7405	RN14PMP	3405	RN14PMC	404	RN12YC	.036
3.0L V6, 181 CID											
2000-1992			9007	RN10WYPB5	7332	RN10PYP4	3415	RN9PYC	322	RN11YC4	.044
1989-1988			9007	RN10WYPB5	7332	RN10PYP4	3415	RN9PYC	322	RN11YC4	.044
3.3L V6, 201 CID											
2010-2001			9440	RE14WLPB5	7440	RE14PLP5	---	---	---	---	.050
2000-1996			---	---	7031	RN14PMP5	3031	RN14PMC5	31	RN14MC5	.050
1995-1990			---	---	7031	RN14PMP5	3031	RN14PMC5	31	RN14MC5	.050
3.6L V6, 220 CID											
2014-2011			9407	RER8ZWYCB4	---	---	---	---	---	---	.044
3.8L V6, 230 CID											
2008-2007			9440	RE14WLPB5	7440	RE14PLP5	---	---	---	---	.050
2006-2001			---	---	7440	RE14PLP5	---	---	---	---	.050
2000-1995			---	---	7031	RN14PMP5	3031	RN14PMC5	31	RN14MC5	.050
1994			---	---	7031	RN14PMP5	3031	RN14PMC5	31	RN14MC5	.050
3.8L V6, 231 CID											
2010-2009			9440	RE14WLPB5	7440	RE14PLP5	---	---	---	---	.050
4.0L V6, 241 CID											
2010-2008			9034	RC12WEPB5	7034	RC12PEPB5	3034	RC12PEC5	---	---	.050
INTREPID											
2.7L V6, 167 CID											
2004-1998			---	---	7032	RE10PMPB5	3032	RE10PMC5	---	---	.050
3.2L V6, 197 CID											
2001-1998			9034	RC12WEPB5	7034	RC12PEPB5	3034	RC12PEC5	---	---	.050
3.3L V6, 201 CID											
1997-1996			---	---	7031	RN14PMP5	3031	RN14PMC5	31	RN14MC5	.050
1995-1994	T	GAS	---	---	7031	RN14PMP5	3031	RN14PMC5	31	RN14MC5	.050
	U	FLEX	---	---	---	---	3031	RN14PMC5	308	RN12MC4	.050
1993			---	---	7031	RN14PMP5	3031	RN14PMC5	31	RN14MC5	.050
3.5L V6, 215 CID											
2004-2002			9034	RC12WEPB5	7034	RC12PEPB5	3034	RC12PEC5	---	---	.050
2001-2000			9034	RC12WEPB5	7034	RC12PEPB5	3034	RC12PEC5	---	---	.050
1997-1993			9034	RC12WEPB5	7034	RC12PEPB5	3412	RS10PEC	412	RC12LYC	.036
JOURNEY											
2.4L L4, 144 CID											
2014-2011			9202	RC12WMPB4	7318	RC12PMPB4	3318	RC12PMC4	318	RC12MC4	.044
2010-2009	ED3		9202	RC12WMPB4	7318	RC12PMPB4	3318	RC12PMC4	318	RC12MC4	.044
	EDG		---	---	---	---	3720	RC12PMB3	---	---	.035
3.5L V6, 215 CID											
2010-2009			9034	RC12WEPB5	7034	RC12PEPB5	3034	RC12PEC5	---	---	.050
3.6L V6, 220 CID											
2014-2011			9407	RER8ZWYCB4	---	---	---	---	---	---	.044



Year	Engine VIN	Notes	Iridium		Double Platinum		Platinum Power		Copper Plus		Gap
			Stk #	Plug Type	Stk #	Plug Type	Stk #	Plug Type	Stk #	Plug Type	
DODGE (cont)											
LANCER											
2.2L L4, 135 CID											
1989-1986			---	---	7405	RN14PMP	3405	RN14PMC	404	RN12YC	.036
1985			---	---	7405	RN14PMP	3405	RN14PMC	405	RN14YC	.036
2.5L L4, 153 CID											
1989-1986			---	---	7405	RN14PMP	3405	RN14PMC	404	RN12YC	.036
M300											
4.1L L6, 250 CID											
1968			---	---	---	---	---	---	871	RJ8C	.036
5.2L V8, 318 CID											
1974			---	---	---	---	---	---	129	RF10C	.036
1973-1968			---	---	7405	RN14PMP	3405	RN14PMC	405	RN14YC	.036
7.2L V8, 440 CID											
1974			---	---	---	---	---	---	406	RV12YC	.036
MAGNUM											
2.7L V6, 167 CID											
2008-2007			9403	RE14WMPB4	7570	RE14PMPB	3470	RE14PMC5	470	RE14MCC5	.050
2006-2005			---	---	7032	RE10PMPB5	3132	RE10PM5	---	---	.050
3.5L V6, 215 CID											
2008-2005			9034	RC12WEPB5	7034	RC12PEPB5	3034	RC12PEC5	---	---	.050
5.2L V8, 318 CID											
1979-1978			---	---	7405	RN14PMP	3405	RN14PMC	405	RN14YC	.036
5.7L V8, 345 CID											
2008-2005		2 PLUGS/CYLINDER	9403	RE14WMPB4	7570	RE14PMPB	3570	RE14PMC	570	RE14MCC4	.044
5.9L V8, 360 CID											
1979-1978			---	---	7405	RN14PMP	3405	RN14PMC	405	RN14YC	.036
6.1L V8, 370 CID											
2008-2007		2 PLUGS/CYLINDER	---	---	7032	RE10PMPB5	3032	RE10PMC5	---	---	.044
2006		2 PLUGS/CYLINDER	---	---	---	---	3032	RE10PMC5	---	---	.044
			---	---	7032	RE10PMPB5	---	---	---	---	.044
6.6L V8, 400 CID											
1978			---	---	---	---	---	---	14	RJ12YC	.036
MB300											
5.2L V8, 318 CID											
1974-1970			---	---	7405	RN14PMP	3405	RN14PMC	405	RN14YC	.036
7.2L V8, 440 CID											
1974			---	---	---	---	---	---	14	RJ12YC	.036
MINI RAM											
2.2L L4, 135 CID											
1987-1986			---	---	7405	RN14PMP	3405	RN14PMC	404	RN12YC	.036
1985-1984			---	---	7405	RN14PMP	3405	RN14PMC	405	RN14YC	.036
2.5L L4, 153 CID											
1988-1987			---	---	7405	RN14PMP	3405	RN14PMC	404	RN12YC	.036
2.6L L4, 156 CID											
1987			9007	RN10WYPB5	7332	RN10PYP4	---	---	---	---	.040
			---	---	---	---	---	---	322	RN11YC4	.044
1986-1984			---	---	7415	RN9PYP	3415	RN9PYC	415	RN9YC	.040
3.0L V6, 181 CID											
1988-1987			9007	RN10WYPB5	7332	RN10PYP4	3415	RN9PYC	322	RN11YC4	.044
MIRADA											
3.7L L6, 225 CID											
1983			---	---	---	---	3018	RV17PMC4	25	RV17YC	.036
1982			---	---	---	---	3025	RV19PMC	25	RV17YC	.036
1981			---	---	---	---	3018	RV17PMC4	25	RV17YC	.036
1980			---	---	---	---	3025	RV19PMC	25	RV17YC	.036
5.2L V8, 318 CID											
1983-1980			---	---	7405	RN14PMP	3405	RN14PMC	405	RN14YC	.036



Year	Engine	Notes	CHAMPION Iridium		Double Platinum		Platinum Power		Copper Plus		Gap
	VIN		Stk #	Plug Type	Stk #	Plug Type	Stk #	Plug Type	Stk #	Plug Type	
DODGE (cont)											
MIRADA											
5.9L V8, 360 CID											
1980			---	---	7405	RN14PMP	3405	RN14PMC	405	RN14YC	.036
MONACO											
3.0L V6, 182 CID											
1992-1990			---	---	---	---	---	---	304	RS9YC	.036
3.7L L6, 225 CID											
1978-1977			---	---	---	---	3025	RV19PMC	25	RV17YC	.036
5.2L V8, 318 CID											
1978-1968			---	---	7405	RN14PMP	3405	RN14PMC	405	RN14YC	.036
5.9L V8, 360 CID											
1978-1971			---	---	7405	RN14PMP	3405	RN14PMC	405	RN14YC	.036
6.3L V8, 383 CID											
1971-1970	L		---	---	---	---	---	---	63	RJ14YC	.036
	N		---	---	---	---	---	---	14	RJ12YC	.036
1969-1968	G		---	---	---	---	---	---	63	RJ14YC	.036
	H		---	---	---	---	---	---	14	RJ12YC	.036
1967	G	2BBL; 3/8" Reach Heads	---	---	---	---	---	---	63	RJ14YC	.036
	H	4BBL; 3/8" Reach Heads	---	---	---	---	---	---	14	RJ12YC	.036
6.6L V8, 400 CID											
1978-1977			---	---	---	---	---	---	14	RJ12YC	.036
1976-1974	M		---	---	---	---	---	---	63	RJ14YC	.036
	N		---	---	---	---	---	---	63	RJ14YC	.036
	P		---	---	---	---	---	---	14	RJ12YC	.036
1973-1972	M		---	---	---	---	---	---	63	RJ14YC	.036
	P		---	---	---	---	---	---	14	RJ12YC	.036
7.2L V8, 440 CID											
1978-1977			---	---	---	---	---	---	14	RJ12YC	.036
1976-1974	T		---	---	---	---	---	---	63	RJ14YC	.036
	U		---	---	---	---	---	---	14	RJ12YC	.036
1973-1972			---	---	---	---	---	---	63	RJ14YC	.036
1971-1968			---	---	---	---	---	---	14	RJ12YC	.036
1967		3/8" Reach Heads	---	---	---	---	---	---	14	RJ12YC	.036
NEON											
2.0L L4, 122 CID											
2005-1996			9001	RC10WYPB4	7344	RC9PYP	3344	RC9PYC	344	RC9YC	.036
1995	ECB~C	SOHC	9001	RC10WYPB4	7344	RC9PYP	3344	RC9PYC	344	RC9YC	.036
	ECC~Y	DOHC	9001	RC10WYPB4	7344	RC9PYP	3344	RC9PYC	426	RC9YC5	.050
2.4L L4, 148 CID											
2005-2003			9403	RE14WMPB4	7570	RE14PMPB	3570	RE14PMC	470	RE14MCC5	.050
NITRO											
3.7L V6, 226 CID											
2011-2007			9002	RC10WMPB4	7436	RC10PLPB4	---	---	347	RC10MCC	.044
4.0L V6, 241 CID											
2011-2007			9034	RC12WEPB5	7034	RC12PEPB5	3034	RC12PEC5	---	---	.050
OMNI											
1.6L L4, 97 CID											
1986		Peugeot Engine	---	---	7405	RN14PMP	3405	RN14PMC	404	RN12YC	.036
1985-1983		Peugeot Engine	---	---	7405	RN14PMP	3405	RN14PMC	405	RN14YC	.036
1.7L L4, 105 CID											
1983-1978			---	---	7405	RN14PMP	3405	RN14PMC	405	RN14YC	.036
2.2L L4, 135 CID											
1990-1986			---	---	7405	RN14PMP	3405	RN14PMC	404	RN12YC	.036
1985-1981			---	---	7405	RN14PMP	3405	RN14PMC	405	RN14YC	.036
P100											
3.7L L6, 225 CID											
1968			---	---	7405	RN14PMP	3405	RN14PMC	405	RN14YC	.036
P100 VAN											
3.7L L6, 225 CID											



Year	Engine VIN	Notes	CHAMPION Iridium		Double Platinum		Platinum Power		Copper Plus		Gap
			Stk #	Plug Type	Stk #	Plug Type	Stk #	Plug Type	Stk #	Plug Type	
DODGE (cont)											
P100 VAN (cont)											
3.7L L6, 225 CID (cont)											
1967		3/4" Reach Heads	---	---	7405	RN14PMP	3405	RN14PMC	405	RN14YC	.036
P200											
3.7L L6, 225 CID											
1972-1968			---	---	7405	RN14PMP	3405	RN14PMC	405	RN14YC	.036
1967		3/4" Reach Heads	---	---	7405	RN14PMP	3405	RN14PMC	405	RN14YC	.036
5.9L V8, 360 CID											
1972-1970			---	---	7405	RN14PMP	3405	RN14PMC	405	RN14YC	.036
P200 VAN											
3.7L L6, 225 CID											
1974-1973			---	---	7405	RN14PMP	3405	RN14PMC	405	RN14YC	.036
P300											
3.7L L6, 225 CID											
1972-1968			---	---	7405	RN14PMP	3405	RN14PMC	405	RN14YC	.036
1967		3/4" Reach Heads	---	---	7405	RN14PMP	3405	RN14PMC	405	RN14YC	.036
5.9L V8, 360 CID											
1972-1971			---	---	7405	RN14PMP	3405	RN14PMC	405	RN14YC	.036
P300 VAN											
3.7L L6, 225 CID											
1974-1973			---	---	7405	RN14PMP	3405	RN14PMC	405	RN14YC	.036
P375											
5.9L V8, 360 CID											
1968			---	---	7405	RN14PMP	3405	RN14PMC	405	RN14YC	.036
POLARA											
3.7L L6, 225 CID											
1973-1968			---	---	7405	RN14PMP	3405	RN14PMC	405	RN14YC	.036
1967		3/4" Reach Heads	---	---	7405	RN14PMP	3405	RN14PMC	405	RN14YC	.036
4.5L V8, 273 CID											
1967		3/4" Reach Heads	---	---	7405	RN14PMP	3405	RN14PMC	405	RN14YC	.036
5.2L V8, 318 CID											
1973-1968			---	---	7405	RN14PMP	3405	RN14PMC	405	RN14YC	.036
1967		3/4" Reach Heads	---	---	7405	RN14PMP	3405	RN14PMC	405	RN14YC	.036
5.6L V8, 340 CID											
1973			---	---	7405	RN14PMP	3405	RN14PMC	405	RN14YC	.036
1972			---	---	7405	RN14PMP	3405	RN14PMC	404	RN12YC	.036
5.9L V8, 360 CID											
1973-1971			---	---	7405	RN14PMP	3405	RN14PMC	405	RN14YC	.036
6.3L V8, 383 CID											
1971-1970	L		---	---	---	---	---	---	63	RJ14YC	.036
	N		---	---	---	---	---	---	14	RJ12YC	.036
1969-1968	G		---	---	---	---	---	---	63	RJ14YC	.036
	H		---	---	---	---	---	---	14	RJ12YC	.036
1967	G	2BBL; 3/8" Reach Heads	---	---	---	---	---	---	63	RJ14YC	.036
	H	4BBL; 3/8" Reach Heads	---	---	---	---	---	---	14	RJ12YC	.036
6.6L V8, 400 CID											
1973-1972	M		---	---	---	---	---	---	63	RJ14YC	.036
	P		---	---	---	---	---	---	14	RJ12YC	.036
7.0L V8, 426 CID											
1967		3/4" Reach Heads	---	---	7405	RN14PMP	3405	RN14PMC	404	RN12YC	.036
		3/8" Reach Heads	---	---	---	---	---	---	63	RJ14YC	.036
7.2L V8, 440 CID											
1973-1972	T		---	---	---	---	---	---	63	RJ14YC	.036
	U		---	---	---	---	---	---	14	RJ12YC	.036
1971-1968			---	---	---	---	---	---	14	RJ12YC	.036
1967		3/8" Reach Heads	---	---	---	---	---	---	14	RJ12YC	.036
POWER RAM 50											
2.0L L4, 1995cc											



Year	Engine	Notes	Iridium		Double Platinum		Platinum Power		Copper Plus		Gap
	VIN		Stk #	Plug Type	Stk #	Plug Type	Stk #	Plug Type	Stk #	Plug Type	
DODGE (cont)											
POWER RAM 50 (cont)											
2.0L L4, 1995cc (cont)											
1984			---	---	---	---	---	---	63	RJ14YC	.036
2.0L L4, 1997cc											
1983			9804	RN8WYPB3	7415	RN9PYP	3415	RN9PYC	415	RN9YC	.044
2.6L L4, 156 CID											
1986-1985			---	---	7415	RN9PYP	3415	RN9PYC	415	RN9YC	.044
2.6L L4, 2555cc											
1984			---	---	7415	RN9PYP	3415	RN9PYC	415	RN9YC	.044
1983			9007	RN10WYPB5	7332	RN10PYP4	---	---	322	RN11YC4	.044
R300											
5.2L V8, 318 CID											
1974-1972			---	---	7405	RN14PMP	3405	RN14PMC	405	RN14YC	.036
RAIDER											
2.6L L4, 156 CID											
1989-1987			9007	RN10WYPB5	7415	RN9PYP	3415	RN9PYC	415	RN9YC	.044
3.0L V6, 181 CID											
1989			9007	RN10WYPB5	7332	RN10PYP4	3415	RN9PYC	322	RN11YC4	.044
RAM 1500											
3.7L V6, 226 CID											
2010-2002			9002	RC10WMPB4	7436	RC10PLPB4	---	---	347	RC10MCC	.044
3.9L V6, 239 CID											
2001-1997			9203	RC12WLPB4	7436	RC10PLPB4	3436	RC12PLC4	436	RC12LC4	.040
1996-1994			9201	RC12WYPB4	7071	RC12PYP	3071	RC12PYC	71	RC12YC	.036
4.7L V8, 285 CID											
2010-2008		Exhaust Side; 2 PLUGS/CYLINDER; FOR LOWER BANK ONLY	9055	REC12WMPB5	---	---	---	---	---	---	.050
2007-2005			9202	RC12WMPB4	7318	RC12PMPB4	3318	RC12PMC4	439	RC12MCC4	.040
4.7L V8, 287 CID											
2004-2002			9202	RC12WMPB4	7318	RC12PMPB4	3318	RC12PMC4	439	RC12MCC4	.040
5.2L V8, 318 CID											
2001-1997			9203	RC12WLPB4	7436	RC10PLPB4	3436	RC12PLC4	436	RC12LC4	.040
1996-1994			9201	RC12WYPB4	7071	RC12PYP	3071	RC12PYC	71	RC12YC	.036
5.7L V8, 345 CID											
2010		2 PLUGS/CYLINDER	9055	REC12WMPB5	---	---	---	---	446	REC12MCC4	.044
2009		2 PLUGS/CYLINDER	---	---	---	---	---	---	446	REC12MCC4	.044
		Exhaust Side; 2 PLUGS/CYLINDER; FOR LOWER BANK ONLY	9055	REC12WMPB5	---	---	---	---	---	---	.044
2008-2003		2 PLUGS/CYLINDER	9403	RE14WMPB4	7570	RE14PMPB	3570	RE14PMC	570	RE14MCC4	.044
5.9L V8, 360 CID											
2003-1998			9203	RC12WLPB4	7436	RC10PLPB4	3436	RC12PLC4	436	RC12LC4	.040
1997			9201	RC12WYPB4	---	---	3071	RC12PYC	71	RC12YC	.036
1996-1994			9201	RC12WYPB4	7071	RC12PYP	3071	RC12PYC	71	RC12YC	.036
8.3L V10, 505 CID											
2006-2004			9034	RC12WEPB5	7034	RC12PEPB5	3034	RC12PEC5	438	RC12ECC	.036
RAM 1500 VAN											
3.9L V6, 239 CID											
2003-1999			9203	RC12WLPB4	7436	RC10PLPB4	3436	RC12PLC4	436	RC12LC4	.040
5.2L V8, 318 CID											
2003-1999			9203	RC12WLPB4	7436	RC10PLPB4	3436	RC12PLC4	436	RC12LC4	.040
5.9L V8, 360 CID											
2003-1999			9203	RC12WLPB4	7436	RC10PLPB4	3436	RC12PLC4	436	RC12LC4	.040
RAM 2500											
5.2L V8, 318 CID											
1996-1994			9201	RC12WYPB4	7071	RC12PYP	3071	RC12PYC	71	RC12YC	.036



Year	Engine VIN	Notes	Iridium		Double Platinum		Platinum Power		Copper Plus		Gap
			Stk #	Plug Type	Stk #	Plug Type	Stk #	Plug Type	Stk #	Plug Type	
DODGE (cont)											
RAM 2500											
5.7L V8, 345 CID											
2010-2009		2 PLUGS/CYLINDER	9055	REC12WMPB5	---	---	---	---	446	REC12MCC4	.044
2008-2003		2 PLUGS/CYLINDER	9403	RE14WMPB4	7570	RE14PMPB	3570	RE14PMC	570	RE14MCC4	.044
5.9L V8, 360 CID											
2002-1998			9203	RC12WLPB4	7436	RC10PLPB4	3436	RC12PLC4	436	RC12LC4	.040
1997			9201	RC12WYPB4	---	---	3071	RC12PYC	71	RC12YC	.036
1996-1994			9201	RC12WYPB4	7071	RC12PYP	3071	RC12PYC	71	RC12YC	.036
8.0L V10, 488 CID											
2003-1996			9002	RC10WMPB4	7546	RC10PYPB4	3344	RC9PYC	435	QC9MC4	.044
1995-1994			9002	RC10WMPB4	7546	RC10PYPB4	3344	RC9PYC	434	RC9MC4	.044
RAM 2500 VAN											
3.9L V6, 239 CID											
2001			9203	RC12WLPB4	7436	RC10PLPB4	3436	RC12PLC4	436	RC12LC4	.040
5.2L V8, 318 CID											
2003-1999			9203	RC12WLPB4	7436	RC10PLPB4	3436	RC12PLC4	436	RC12LC4	.040
5.9L V8, 360 CID											
2003-1999			9203	RC12WLPB4	7436	RC10PLPB4	3436	RC12PLC4	436	RC12LC4	.040
RAM 3500											
5.7L V8, 345 CID											
2009		2 PLUGS/CYLINDER	9055	REC12WMPB5	---	---	---	---	446	REC12MCC4	.044
2008-2003		2 PLUGS/CYLINDER	9403	RE14WMPB4	7570	RE14PMPB	3570	RE14PMC	570	RE14MCC4	.044
5.9L V8, 360 CID											
2002-1998			9203	RC12WLPB4	7436	RC10PLPB4	3436	RC12PLC4	436	RC12LC4	.040
1997			9201	RC12WYPB4	---	---	3071	RC12PYC	71	RC12YC	.036
1996-1995			9201	RC12WYPB4	7071	RC12PYP	3071	RC12PYC	71	RC12YC	.036
1994	5		---	---	---	---	---	---	129	RF10C	.036
	Z		9201	RC12WYPB4	7071	RC12PYP	3071	RC12PYC	71	RC12YC	.036
8.0L V10, 488 CID											
2003-1996			9002	RC10WMPB4	7546	RC10PYPB4	3344	RC9PYC	435	QC9MC4	.044
1995-1994			9002	RC10WMPB4	7546	RC10PYPB4	3344	RC9PYC	434	RC9MC4	.044
RAM 3500 VAN											
5.2L V8, 318 CID											
2003-1999			9203	RC12WLPB4	7436	RC10PLPB4	3436	RC12PLC4	436	RC12LC4	.040
5.9L V8, 360 CID											
2003-1999			9203	RC12WLPB4	7436	RC10PLPB4	3436	RC12PLC4	436	RC12LC4	.040
RAM 50											
2.0L L4, 122 CID											
1989-1985			9804	RN8WYPB3	7415	RN9PYP	3415	RN9PYC	415	RN9YC	.040
1984-1983			9804	RN8WYPB3	7415	RN9PYP	3415	RN9PYC	415	RN9YC	.044
2.4L L4, 2351cc											
1993-1990			9007	RN10WYPB5	7332	RN10PYP4	3322	RN14PMC3	322	RN11YC4	.044
2.6L L4, 156 CID											
1989			9007	RN10WYPB5	7415	RN9PYP	3415	RN9PYC	415	RN9YC	.040
1988-1987			9007	RN10WYPB5	7415	RN9PYP	3415	RN9PYC	415	RN9YC	.044
1986-1984			---	---	7415	RN9PYP	3415	RN9PYC	415	RN9YC	.044
1983			9007	RN10WYPB5	7332	RN10PYP4	---	---	404	RN12YC	.044
3.0L V6, 181 CID											
1991			9007	RN10WYPB5	7332	RN10PYP4	3415	RN9PYC	322	RN11YC4	.044
1990			9007	RN10WYPB5	7332	RN10PYP4	3322	RN14PMC3	322	RN11YC4	.044
RAMCHARGER											
3.7L L6, 225 CID											
1980-1978			---	---	---	---	3018	RV17PMC4	25	RV17YC	.036
1977			---	---	7018	RV17PMP4	3018	RV17PMC4	18	RV15YC4	.036
1976-1975			---	---	---	---	3018	RV17PMC4	25	RV17YC	.036
1974			---	---	7405	RN14PMP	3405	RN14PMC	405	RN14YC	.036
5.2L V8, 318 CID											
1993-1990			9201	RC12WYPB4	7071	RC12PYP	3071	RC12PYC	71	RC12YC	.036
1989-1986			---	---	7405	RN14PMP	3405	RN14PMC	404	RN12YC	.036



Year	Engine	Notes	CHAMPION Iridium		Double Platinum		Platinum Power		Copper Plus		Gap
	VIN		Stk #	Plug Type	Stk #	Plug Type	Stk #	Plug Type	Stk #	Plug Type	
DODGE (cont)											
RAMCHARGER (cont)											
5.2L V8, 318 CID (cont)											
1985-1974			---	---	7405	RN14PMP	3405	RN14PMC	405	RN14YC	.036
5.9L V8, 360 CID											
1993-1990			9201	RC12WYPB4	7071	RC12PYP	3071	RC12PYC	71	RC12YC	.036
1989-1986			---	---	7405	RN14PMP	3405	RN14PMC	404	RN12YC	.036
1985-1984			---	---	7405	RN14PMP	3405	RN14PMC	405	RN14YC	.036
1981-1974			---	---	7405	RN14PMP	3405	RN14PMC	405	RN14YC	.036
6.6L V8, 400 CID											
1978-1977			---	---	---	---	---	---	14	RJ12YC	.036
1976			---	---	---	---	---	---	63	RJ14YC	.036
1974			---	---	---	---	---	---	63	RJ14YC	.036
7.2L V8, 440 CID											
1978-1974			---	---	---	---	---	---	14	RJ12YC	.036
RAMPAGE											
2.2L L4, 135 CID											
1984-1982			---	---	7405	RN14PMP	3405	RN14PMC	405	RN14YC	.036
RD200											
5.2L V8, 318 CID											
1980-1978			---	---	7405	RN14PMP	3405	RN14PMC	405	RN14YC	.036
5.9L V8, 360 CID											
1980-1978			---	---	7405	RN14PMP	3405	RN14PMC	405	RN14YC	.036
RM300											
5.2L V8, 318 CID											
1974-1973			---	---	7405	RN14PMP	3405	RN14PMC	405	RN14YC	.036
ROYAL MINI RAM											
2.2L L4, 135 CID											
1987-1986			---	---	7405	RN14PMP	3405	RN14PMC	404	RN12YC	.036
1985-1984			---	---	7405	RN14PMP	3405	RN14PMC	405	RN14YC	.036
2.6L L4, 156 CID											
1987-1984			9007	RN10WYPB5	7332	RN10PYP4	---	---	322	RN11YC4	.040
3.0L V6, 181 CID											
1987			9007	RN10WYPB5	7332	RN10PYP4	---	---	322	RN11YC4	.044
ROYAL MONACO											
5.2L V8, 318 CID											
1977			---	---	7405	RN14PMP	3405	RN14PMC	405	RN14YC	.036
1975			---	---	7405	RN14PMP	3405	RN14PMC	405	RN14YC	.036
5.9L V8, 360 CID											
1977-1975			---	---	7405	RN14PMP	3405	RN14PMC	405	RN14YC	.036
6.6L V8, 400 CID											
1977			---	---	---	---	---	---	14	RJ12YC	.036
1976-1975			---	---	---	---	---	---	63	RJ14YC	.036
7.2L V8, 440 CID											
1977-1975	T		---	---	---	---	---	---	63	RJ14YC	.036
	U		---	---	---	---	---	---	14	RJ12YC	.036
SHADOW											
2.2L L4, 135 CID											
1994-1987			---	---	7405	RN14PMP	3405	RN14PMC	404	RN12YC	.036
2.5L L4, 153 CID											
1994-1988			---	---	7405	RN14PMP	3405	RN14PMC	404	RN12YC	.036
3.0L V6, 181 CID											
1994-1992			9007	RN10WYPB5	7332	RN10PYP4	3415	RN9PYC	322	RN11YC4	.044
SPIRIT											
2.2L L4, 135 CID											
1992-1991			---	---	7415	RN9PYP	3415	RN9PYC	415	RN9YC	.036
2.5L L4, 153 CID											
1995-1989			---	---	7405	RN14PMP	3405	RN14PMC	404	RN12YC	.036



Year	Engine VIN	Notes	Iridium		Double Platinum		Platinum Power		Copper Plus		Gap
			Stk #	Plug Type	Stk #	Plug Type	Stk #	Plug Type	Stk #	Plug Type	
DODGE (cont)											
SPIRIT											
3.0L V6, 181 CID											
1995-1990			9007	RN10WYPB5	7332	RN10PYP4	3415	RN9PYC	322	RN11YC4	.044
1989			9007	RN10WYPB5	7332	RN10PYP4	3322	RN14PMC3	322	RN11YC4	.044
SPRINTER 2500											
2.7L L5, 165 CID											
2006-2003		DIESEL	---	---	---	---	---	---	193¹	CH218	
3.5L V6, 3498cc											
2008-2007			9408	RER8WYCB4	---	---	---	---	---	---	.050
SPRINTER 3500											
2.7L L5, 165 CID											
2006-2003		DIESEL	---	---	---	---	---	---	193¹	CH218	
3.5L V6, 3498cc											
2008-2007			9408	RER8WYCB4	---	---	---	---	---	---	.050
ST. REGIS											
3.7L L6, 225 CID											
1981-1979			---	---	---	---	3018	RV17PMC4	25	RV17YC	.036
5.2L V8, 318 CID											
1981-1979			---	---	7405	RN14PMP	3405	RN14PMC	405	RN14YC	.036
5.9L V8, 360 CID											
1980-1979			---	---	7405	RN14PMP	3405	RN14PMC	405	RN14YC	.036
STEALTH											
3.0L V6, 181 CID											
1996-1993	H	SOHC Nat. Asp.	9007	RN10WYPB5	7332	RN10PYP4	3415	RN9PYC	322	RN11YC4	.044
	J	DOHC Nat. Asp.	9001	RC10WYPB4	7546	RC10PYPB4	3344	RC9PYC	418	RC9YCN4	.044
	K	DOHC Turbo	9001	RC10WYPB4	7546	RC10PYPB4	3344	RC9PYC	418	RC9YCN4	.044
1992-1991	B	DOHC Nat. Asp.	9001	RC10WYPB4	7546	RC10PYPB4	3344	RC9PYC	418	RC9YCN4	.044
	C	DOHC Turbo	9001	RC10WYPB4	7546	RC10PYPB4	3344	RC9PYC	418	RC9YCN4	.044
	S	SOHC Nat. Asp.	9007	RN10WYPB5	7332	RN10PYP4	3415	RN9PYC	322	RN11YC4	.044
STRATUS											
2.0L L4, 122 CID											
2000-1995			9001	RC10WYPB4	7344	RC9PYP	3344	RC9PYC	344	RC9YC	.036
2.4L L4, 148 CID											
2006-2001			9403	RE14WMPB4	7570	RE14PMPB	3570	RE14PMC	443	RE16MC	.040
2000-1995			9201	RC12WYPB4	7071	RC12PYP	3071	RC12PYC	89	RC12YC5	.050
2.4L L4, 2351cc											
2005-2001			9001	RC10WYPB4	7546	RC10PYPB4	3346	RC10PYC	346	RC10YC4	.044
2.5L V6, 152 CID											
2000-1995			9001	RC10WYPB4	7546	RC10PYPB4	3346	RC10PYC	346	RC10YC4	.044
2.7L V6, 167 CID											
2006-2001			---	---	7032	RE10PMPB5	3032	RE10PMC5	---	---	.050
3.0L V6, 181 CID											
2005-2001			9001	RC10WYPB4	7546	RC10PYPB4	3346	RC10PYC	346	RC10YC4	.040
SX 2.0											
2.0L L4, 122 CID											
2005-2003			9001	RC10WYPB4	7344	RC9PYP	3344	RC9PYC	344	RC9YC	.036
TRUCK											
5.9L V8, 361 CID											
1971-1969			---	---	7405	RN14PMP	3405	RN14PMC	404	RN12YC	.036
6.7L V8, 413 CID											
1971-1969			---	---	7405	RN14PMP	3405	RN14PMC	404	RN12YC	.036
VIPER											
8.0L V10, 488 CID											
2002-1992			9034	RC12WEPB5	7034	RC12PEPB5	3034	RC12PEC5	412	RC12LYC	.036
8.3L V10, 505 CID											
2006-2003			9034	RC12WEPB5	7034	RC12PEPB5	3034	RC12PEC5	438	RC12ECC	.036

¹Electrical overload voids warranty



Year	Engine	Notes	CHAMPION Iridium		Double Platinum		Platinum Power		Copper Plus		Gap
	VIN		Stk #	Plug Type	Stk #	Plug Type	Stk #	Plug Type	Stk #	Plug Type	
DODGE (cont)											
VIPER											
8.4L V10, 515 CID											
2010-2008			---	---	7032	RE10PMPB5	3032	RE10PMC5	---	---	.050
W100											
3.7L L6, 225 CID											
1987			---	---	---	---	3025	RV19PMC	25	RV17YC	.036
1986			---	---	---	---	3018	RV17PMC4	25	RV17YC	.036
1977			---	---	7018	RV17PMP4	3018	RV17PMC4	18	RV15YC4	.036
1976-1975			---	---	---	---	3018	RV17PMC4	25	RV17YC	.036
3.9L V6, 239 CID											
1989			---	---	7405	RN14PMP	3405	RN14PMC	404	RN12YC	.036
5.2L V8, 318 CID											
1989-1986			---	---	7405	RN14PMP	3405	RN14PMC	404	RN12YC	.036
1977-1975			---	---	7405	RN14PMP	3405	RN14PMC	405	RN14YC	.036
5.9L V8, 360 CID											
1988-1986			---	---	7405	RN14PMP	3405	RN14PMC	404	RN12YC	.036
1977-1975			---	---	7405	RN14PMP	3405	RN14PMC	405	RN14YC	.036
6.6L V8, 400 CID											
1977			---	---	---	---	---	---	14	RJ12YC	.036
1976-1975			---	---	---	---	---	---	63	RJ14YC	.036
7.2L V8, 440 CID											
1977-1975			---	---	---	---	---	---	14	RJ12YC	.036
W100 PICKUP											
3.7L L6, 225 CID											
1974-1970			---	---	7405	RN14PMP	3405	RN14PMC	405	RN14YC	.036
5.2L V8, 318 CID											
1974-1968			---	---	7405	RN14PMP	3405	RN14PMC	405	RN14YC	.036
5.9L V8, 360 CID											
1974-1972			---	---	7405	RN14PMP	3405	RN14PMC	405	RN14YC	.036
6.3L V8, 383 CID											
1971-1970			---	---	---	---	---	---	63	RJ14YC	.036
6.6L V8, 400 CID											
1974-1972			---	---	---	---	---	---	63	RJ14YC	.036
7.2L V8, 440 CID											
1974-1973			---	---	---	---	---	---	14	RJ12YC	.036
W100 SERIES											
3.7L L6, 225 CID											
1967		3/4" Reach Heads	---	---	7405	RN14PMP	3405	RN14PMC	405	RN14YC	.036
5.2L V8, 318 CID											
1967		3/4" Reach Heads	---	---	7405	RN14PMP	3405	RN14PMC	405	RN14YC	.036
6.3L V8, 383 CID											
1967		3/8" Reach Heads	---	---	---	---	---	---	63	RJ14YC	.036
W150											
3.7L L6, 225 CID											
1987			---	---	---	---	3025	RV19PMC	25	RV17YC	.036
1986-1981			---	---	---	---	3018	RV17PMC4	25	RV17YC	.036
1980-1978			---	---	7018	RV17PMP4	3018	RV17PMC4	18	RV15YC4	.036
3.9L V6, 239 CID											
1993-1990			9201	RC12WYPB4	7071	RC12PYP	3071	RC12PYC	71	RC12YC	.036
1989			---	---	7405	RN14PMP	3405	RN14PMC	404	RN12YC	.036
5.2L V8, 318 CID											
1993-1990			9201	RC12WYPB4	7071	RC12PYP	3071	RC12PYC	71	RC12YC	.036
1989-1986			---	---	7405	RN14PMP	3405	RN14PMC	404	RN12YC	.036
1985-1977			---	---	7405	RN14PMP	3405	RN14PMC	405	RN14YC	.036
5.9L V8, 360 CID											
1993			9201	RC12WYPB4	7071	RC12PYP	3071	RC12PYC	71	RC12YC	.036
1991-1990			9201	RC12WYPB4	7071	RC12PYP	3071	RC12PYC	71	RC12YC	.036
1989-1986			---	---	7405	RN14PMP	3405	RN14PMC	404	RN12YC	.036
1985-1984			---	---	7405	RN14PMP	3405	RN14PMC	405	RN14YC	.036



Year	Engine VIN	Notes	CHAMPION Iridium		Double Platinum		Platinum Power		Copper Plus		Gap
			Stk #	Plug Type	Stk #	Plug Type	Stk #	Plug Type	Stk #	Plug Type	
DODGE (cont)											
W150 (cont)											
5.9L V8, 360 CID (cont)											
1981-1977			---	---	7405	RN14PMP	3405	RN14PMC	405	RN14YC	.036
6.6L V8, 400 CID											
1978-1977			---	---	---	---	---	---	14	RJ12YC	.036
7.2L V8, 440 CID											
1978			---	---	---	---	---	---	14	RJ12YC	.036
W200											
3.7L L6, 225 CID											
1980-1977			---	---	7018	RV17PMP4	3018	RV17PMC4	18	RV15YC4	.036
1976-1975			---	---	---	---	3018	RV17PMC4	25	RV17YC	.036
5.2L V8, 318 CID											
1980-1975			---	---	7405	RN14PMP	3405	RN14PMC	405	RN14YC	.036
5.9L V8, 360 CID											
1980-1975			---	---	7405	RN14PMP	3405	RN14PMC	405	RN14YC	.036
6.6L V8, 400 CID											
1978-1977			---	---	---	---	---	---	14	RJ12YC	.036
1976			---	---	---	---	---	---	63	RJ14YC	.036
7.2L V8, 440 CID											
1978-1975			---	---	---	---	---	---	14	RJ12YC	.036
W200 PICKUP											
3.7L L6, 225 CID											
1974-1970			---	---	7405	RN14PMP	3405	RN14PMC	405	RN14YC	.036
5.2L V8, 318 CID											
1974-1968			---	---	7405	RN14PMP	3405	RN14PMC	405	RN14YC	.036
5.9L V8, 360 CID											
1974-1971			---	---	7405	RN14PMP	3405	RN14PMC	405	RN14YC	.036
6.3L V8, 383 CID											
1971-1968			---	---	---	---	---	---	63	RJ14YC	.036
6.6L V8, 400 CID											
1974-1972			---	---	---	---	---	---	63	RJ14YC	.036
7.2L V8, 440 CID											
1974-1973			---	---	---	---	---	---	14	RJ12YC	.036
W200 SERIES											
3.7L L6, 225 CID											
1967		3/4" Reach Heads	---	---	7405	RN14PMP	3405	RN14PMC	405	RN14YC	.036
5.2L V8, 318 CID											
1967		3/4" Reach Heads	---	---	7405	RN14PMP	3405	RN14PMC	405	RN14YC	.036
6.3L V8, 383 CID											
1967		3/8" Reach Heads	---	---	---	---	---	---	63	RJ14YC	.036
W250											
5.2L V8, 318 CID											
1993-1990			9201	RC12WYPB4	7071	RC12PYP	3071	RC12PYC	71	RC12YC	.036
1989-1986			---	---	7405	RN14PMP	3405	RN14PMC	404	RN12YC	.036
1985-1981			---	---	7405	RN14PMP	3405	RN14PMC	405	RN14YC	.036
5.9L V8, 360 CID											
1993	5		---	---	---	---	---	---	129	RF10C	.036
	Z		9201	RC12WYPB4	7071	RC12PYP	3071	RC12PYC	71	RC12YC	.036
1992			9201	RC12WYPB4	7071	RC12PYP	3071	RC12PYC	71	RC12YC	.036
1991-1990	5		---	---	---	---	---	---	129	RF10C	.036
	Z		9201	RC12WYPB4	7071	RC12PYP	3071	RC12PYC	71	RC12YC	.036
1989	5		---	---	---	---	---	---	129	RF10C	.036
	Z		---	---	7405	RN14PMP	3405	RN14PMC	404	RN12YC	.036
1988-1987	1		---	---	7405	RN14PMP	3405	RN14PMC	404	RN12YC	.036
	5		---	---	---	---	---	---	129	RF10C	.036
	W		---	---	7405	RN14PMP	3405	RN14PMC	404	RN12YC	.036
1986			---	---	7405	RN14PMP	3405	RN14PMC	404	RN12YC	.036
1985-1984			---	---	7405	RN14PMP	3405	RN14PMC	405	RN14YC	.036
1982-1981			---	---	7405	RN14PMP	3405	RN14PMC	405	RN14YC	.036



Year	Engine	Notes	CHAMPION Iridium		Double Platinum		Platinum Power		Copper Plus		Gap
	VIN		Stk #	Plug Type	Stk #	Plug Type	Stk #	Plug Type	Stk #	Plug Type	
DODGE (cont)											
W300											
3.7L L6, 225 CID											
1978-1977			---	---	7018	RV17PMP4	3018	RV17PMC4	18	RV15YC4	.036
1976-1975			---	---	---	---	3018	RV17PMC4	25	RV17YC	.036
5.2L V8, 318 CID											
1980			---	---	7405	RN14PMP	3405	RN14PMC	405	RN14YC	.036
1978-1975			---	---	7405	RN14PMP	3405	RN14PMC	405	RN14YC	.036
5.9L V8, 360 CID											
1980-1975			---	---	7405	RN14PMP	3405	RN14PMC	405	RN14YC	.036
6.6L V8, 400 CID											
1978-1977			---	---	---	---	---	---	14	RJ12YC	.036
1976			---	---	---	---	---	---	63	RJ14YC	.036
7.2L V8, 440 CID											
1978-1975			---	---	---	---	---	---	14	RJ12YC	.036
W300 PICKUP											
3.7L L6, 225 CID											
1974-1970			---	---	7405	RN14PMP	3405	RN14PMC	405	RN14YC	.036
1968			---	---	7405	RN14PMP	3405	RN14PMC	405	RN14YC	.036
4.1L L6, 251 CID											
1968			---	---	---	---	---	---	871	RJ8C	.036
5.2L V8, 318 CID											
1974-1968			---	---	7405	RN14PMP	3405	RN14PMC	405	RN14YC	.036
5.9L V8, 360 CID											
1974-1971			---	---	7405	RN14PMP	3405	RN14PMC	405	RN14YC	.036
6.3L V8, 383 CID											
1971-1968			---	---	---	---	---	---	63	RJ14YC	.036
6.6L V8, 400 CID											
1974-1972			---	---	---	---	---	---	63	RJ14YC	.036
7.2L V8, 440 CID											
1974-1972			---	---	---	---	---	---	14	RJ12YC	.036
W300 SERIES											
3.7L L6, 225 CID											
1967		3/4" Reach Heads	---	---	7405	RN14PMP	3405	RN14PMC	405	RN14YC	.036
5.2L V8, 318 CID											
1967		3/4" Reach Heads	---	---	7405	RN14PMP	3405	RN14PMC	405	RN14YC	.036
6.3L V8, 383 CID											
1967		3/8" Reach Heads	---	---	---	---	---	---	63	RJ14YC	.036
W350											
5.2L V8, 318 CID											
1983-1982			---	---	7405	RN14PMP	3405	RN14PMC	405	RN14YC	.036
5.9L V8, 360 CID											
1993-1990	5		---	---	---	---	---	---	129	RF10C	.036
	Z		9201	RC12WYPB4	7071	RC12PYP	3071	RC12PYC	71	RC12YC	.036
1989	5		---	---	---	---	---	---	129	RF10C	.036
	Z		---	---	7405	RN14PMP	3405	RN14PMC	404	RN12YC	.036
1988	1		---	---	7405	RN14PMP	3405	RN14PMC	404	RN12YC	.036
	5		---	---	---	---	---	---	129	RF10C	.036
1987	1		---	---	7405	RN14PMP	3405	RN14PMC	404	RN12YC	.036
	5		---	---	---	---	---	---	129	RF10C	.036
	W		---	---	7405	RN14PMP	3405	RN14PMC	404	RN12YC	.036
1986			---	---	7405	RN14PMP	3405	RN14PMC	404	RN12YC	.036
1985-1981			---	---	7405	RN14PMP	3405	RN14PMC	405	RN14YC	.036
WM300 PICKUP											
4.1L L6, 251 CID											
1968			---	---	---	---	---	---	871	RJ8C	.036



Year	Engine VIN	Notes	CHAMPION Iridium		Double Platinum		Platinum Power		Copper Plus		Gap
			Stk #	Plug Type	Stk #	Plug Type	Stk #	Plug Type	Stk #	Plug Type	
EAGLE											
2000 GTX											
2.0L L4, 122 CID											
1993			9804	RN8WYPB3	7415	RN9PYP	3415	RN9PYC	415	RN9YC	.044
1992	R		9804	RN8WYPB3	7415	RN9PYP	3415	RN9PYC	415	RN9YC	.044
	V		9804	RN8WYPB3	7415	RN9PYP	3415	RN9PYC	415	RN9YC	.032
1991	R		9804	RN8WYPB3	7415	RN9PYP	3415	RN9PYC	415	RN9YC	.044
	V		9804	RN8WYPB3	7415	RN9PYP	3415	RN9PYC	415	RN9YC	.044
MEDALLION											
2.2L L4, 132 CID											
1989-1988			---	---	---	---	---	---	304	RS9YC	.040
PREMIER											
2.5L L4, 150 CID											
1989			9034	RC12WEPB5	7034	RC12PEPB5	3412	RS10PEC	412	RC12LYC	.036
1988			9034	RC12WEPB5	7034	RC12PEPB5	3034	RC12PEC5	412	RC12LYC	.036
3.0L V6, 182 CID											
1992-1988			---	---	---	---	---	---	304	RS9YC	.036
SUMMIT											
1.5L L4, 90 CID											
1996-1992			9007	RN10WYPB5	7332	RN10PYP4	3322	RN14PMC3	322	RN11YC4	.044
1991-1989			9804	RN8WYPB3	7415	RN9PYP	3415	RN9PYC	415	RN9YC	.044
1.6L L4, 98 CID											
1990-1989			9804	RN8WYPB3	7415	RN9PYP	3415	RN9PYC	415	RN9YC	.044
1.8L L4, 112 CID											
1996-1992			9201	RC12WYPB4	7071	RC12PYP	3071	RC12PYC	71	RC12YC	.044
2.4L L4, 2351cc											
1996-1994			9001	RC10WYPB4	7546	RC10PYPB4	3344	RC9PYC	430	RC9YC4	.044
1993			9201	RC12WYPB4	7071	RC12PYP	3071	RC12PYC	71	RC12YC	.044
1992			9007	RN10WYPB5	7332	RN10PYP4	3322	RN14PMC3	322	RN11YC4	.044
TALON											
1.8L L4, 107 CID											
1994-1993			9804	RN8WYPB3	7415	RN9PYP	3415	RN9PYC	415	RN9YC	.044
2.0L L4, 122 CID											
1998-1996	F	Turbo	9804	RN8WYPB3	7415	RN9PYP	3415	RN9PYC	415	RN9YC	.032
	Y	Nat. Asp.	9001	RC10WYPB4	7344	RC9PYP	3344	RC9PYC	426	RC9YC5	.044
1995	F	Turbo	9804	RN8WYPB3	7415	RN9PYP	3415	RN9PYC	415	RN9YC	.036
	Y	Nat. Asp.	9001	RC10WYPB4	7344	RC9PYP	3344	RC9PYC	426	RC9YC5	.050
1994-1993	E	Nat. Asp.	9804	RN8WYPB3	7415	RN9PYP	3415	RN9PYC	415	RN9YC	.044
	F	Turbo	9804	RN8WYPB3	7415	RN9PYP	3415	RN9PYC	415	RN9YC	.032
1992-1990	R	Nat. Asp.	9804	RN8WYPB3	7415	RN9PYP	3415	RN9PYC	415	RN9YC	.044
	U	Turbo	9804	RN8WYPB3	7415	RN9PYP	3415	RN9PYC	415	RN9YC	.032
VISION											
3.3L V6, 201 CID											
1997-1993			---	---	7031	RN14PMP5	3031	RN14PMC5	31	RN14MC5	.050
3.5L V6, 215 CID											
1997-1993			9034	RC12WEPB5	7034	RC12PEPB5	3412	RS10PEC	412	RC12LYC	.036
VISTA											
1.5L L4, 1468cc											
1988			9804	RN8WYPB3	7415	RN9PYP	3415	RN9PYC	415	RN9YC	.044
1.5L L4, 90 CID											
1991-1990			9804	RN8WYPB3	7415	RN9PYP	3415	RN9PYC	415	RN9YC	.044
2.0L L4, 122 CID											
1991			9804	RN8WYPB3	7415	RN9PYP	3415	RN9PYC	415	RN9YC	.040
1990			9804	RN8WYPB3	7415	RN9PYP	3415	RN9PYC	415	RN9YC	.044
1989			9804	RN8WYPB3	7415	RN9PYP	3415	RN9PYC	415	RN9YC	.040



Year	Engine	Notes	CHAMPION Iridium		Double Platinum		Platinum Power		Copper Plus		Gap
	VIN		Stk #	Plug Type	Stk #	Plug Type	Stk #	Plug Type	Stk #	Plug Type	
FARGO											
A100 VAN											
3.7L L6, 225 CID											
1970-1967			---	---	7405	RN14PMP	3405	RN14PMC	405	RN14YC	.036
A108 VAN											
3.7L L6, 225 CID											
1970-1967			---	---	7405	RN14PMP	3405	RN14PMC	405	RN14YC	.036
B100 VAN											
3.7L L6, 225 CID											
1972-1971			---	---	7405	RN14PMP	3405	RN14PMC	405	RN14YC	.036
B200 VAN											
3.7L L6, 225 CID											
1972-1971			---	---	7405	RN14PMP	3405	RN14PMC	405	RN14YC	.036
B300 VAN											
3.7L L6, 225 CID											
1972-1971			---	---	7405	RN14PMP	3405	RN14PMC	405	RN14YC	.036
D100 PANEL DELIVERY											
3.7L L6, 225 CID											
1967			---	---	7405	RN14PMP	3405	RN14PMC	405	RN14YC	.036
D100 PICKUP											
3.7L L6, 225 CID											
1972-1967			---	---	7405	RN14PMP	3405	RN14PMC	405	RN14YC	.036
6.6L V8, 400 CID											
1972			---	---	---	---	---	---	63	RJ14YC	.036
D110 PICKUP											
3.7L L6, 225 CID											
1972-1967			---	---	7405	RN14PMP	3405	RN14PMC	405	RN14YC	.036
6.6L V8, 400 CID											
1972			---	---	---	---	---	---	63	RJ14YC	.036
D200 PANEL DELIVERY											
3.7L L6, 225 CID											
1967			---	---	7405	RN14PMP	3405	RN14PMC	405	RN14YC	.036
D200 PICKUP											
3.7L L6, 225 CID											
1972-1967			---	---	7405	RN14PMP	3405	RN14PMC	405	RN14YC	.036
6.6L V8, 400 CID											
1972			---	---	---	---	---	---	63	RJ14YC	.036
D210 PICKUP											
3.7L L6, 225 CID											
1972-1967			---	---	7405	RN14PMP	3405	RN14PMC	405	RN14YC	.036
6.6L V8, 400 CID											
1972			---	---	---	---	---	---	63	RJ14YC	.036
P100 PARCEL DELIVERY											
3.7L L6, 225 CID											
1969-1967			---	---	7405	RN14PMP	3405	RN14PMC	405	RN14YC	.036
P200 PARCEL DELIVERY											
3.7L L6, 225 CID											
1971-1967			---	---	7405	RN14PMP	3405	RN14PMC	405	RN14YC	.036
P300 PARCEL DELIVERY											
3.7L L6, 225 CID											
1971-1967			---	---	7405	RN14PMP	3405	RN14PMC	405	RN14YC	.036
W100 PANEL DELIVERY											
3.7L L6, 225 CID											
1967			---	---	7405	RN14PMP	3405	RN14PMC	405	RN14YC	.036
W100 PICKUP											
3.7L L6, 225 CID											
1972-1967			---	---	7405	RN14PMP	3405	RN14PMC	405	RN14YC	.036



Year	Engine VIN	Notes	CHAMPION Iridium		Double Platinum		Platinum Power		Copper Plus		Gap
			Stk #	Plug Type	Stk #	Plug Type	Stk #	Plug Type	Stk #	Plug Type	
FARGO (cont)											
W100 PICKUP											
6.6L V8, 400 CID											
1972			---	---	---	---	---	---	63	RJ14YC	.036
W110 PICKUP											
3.7L L6, 225 CID											
1972-1969			---	---	7405	RN14PMP	3405	RN14PMC	405	RN14YC	.036
6.6L V8, 400 CID											
1972			---	---	---	---	---	---	63	RJ14YC	.036
W200 PICKUP											
3.7L L6, 225 CID											
1972-1967			---	---	7405	RN14PMP	3405	RN14PMC	405	RN14YC	.036
6.6L V8, 400 CID											
1972			---	---	---	---	---	---	63	RJ14YC	.036
FERRARI											
275 GT											
3.3L V12, 3286CC											
1968			---	---	---	---	---	---	339	RN6YC	.020
275 GTB											
3.3L V12, 3286CC											
1968-1967			---	---	---	---	---	---	339	RN6YC	.020
275 GTS											
3.3L V12, 3286CC											
1968-1967			---	---	---	---	---	---	339	RN6YC	.020
308 GTB											
3.0L V8, 2927CC											
1984-1983			9804	RN8WYPB3	7415	RN9PYP	3415	RN9PYC	415	RN9YC	.024
1982			---	---	7415	RN9PYP	3415	RN9PYC	415	RN9YC	.024
1980-1975			9804	RN8WYPB3	7415	RN9PYP	3415	RN9PYC	415	RN9YC	.024
308 GTBI											
3.0L V8, 2927CC											
1982			9804	RN8WYPB3	---	---	---	---	---	---	.024
1981			9804	RN8WYPB3	7415	RN9PYP	3415	RN9PYC	415	RN9YC	.024
308 GTS											
3.0L V8, 2927CC											
1984-1982			9804	RN8WYPB3	7415	RN9PYP	3415	RN9PYC	415	RN9YC	.024
1980-1977			9804	RN8WYPB3	7415	RN9PYP	3415	RN9PYC	415	RN9YC	.024
328 GTB											
3.2L V8, 3186CC											
1989-1988			9701	RA8WHP	---	---	---	---	809	RA6HC	.028
1987			9701	RA8WHP	---	---	---	---	809	RA6HC	.024
1986-1985			9804	RN8WYPB3	7415	RN9PYP	3415	RN9PYC	415	RN9YC	.024
328 GTS											
3.2L V8, 3186CC											
1989-1988			9701	RA8WHP	---	---	---	---	809	RA6HC	.028
1987			9701	RA8WHP	---	---	---	---	809	RA6HC	.024
1986-1985			9804	RN8WYPB3	7415	RN9PYP	3415	RN9PYC	415	RN9YC	.024
330 GT											
4.0L V12, 3967CC											
1968			---	---	---	---	---	---	880	RN3C	.020
1967			---	---	---	---	---	---	801	N3C	.020
330 GTC											
4.0L V12, 3967CC											
1968			---	---	---	---	---	---	880	RN3C	.020
330 GTS											
4.0L V12, 3967CC											
1968			---	---	---	---	---	---	880	RN3C	.020



Year	Engine	Notes	CHAMPION	Iridium		Double Platinum		Platinum Power		Copper Plus		Gap
	VIN		Stk #	Plug Type	Stk #	Plug Type	Stk #	Plug Type	Stk #	Plug Type		
FERRARI (cont)												
348 SPIDER												
3.4L V8, 3405CC												
1995-1993			9701	RA8WHP	---	---	---	---	809	RA6HC	.028	
348 TB												
3.4L V8, 3405CC												
1992-1990			9701	RA8WHP	---	---	---	---	809	RA6HC	.028	
348 TS												
3.4L V8, 3405CC												
1992-1990			9701	RA8WHP	---	---	---	---	809	RA6HC	.028	
1989			9701	RA8WHP	---	---	---	---	809	RA6HC	.028	
365 GT												
4.4L V12, 4390CC												
1970-1968			---	---	---	---	---	---	339	RN6YC	.020	
365 GT4												
4.4L V12, 4390CC												
1974-1973			---	---	---	---	---	---	339	RN6YC	.020	
365 GT4 BB												
4.4L H12, 4390CC												
1974			---	---	---	---	---	---	339	RN6YC	.020	
365 GTB/4												
4.4L V12, 4390CC												
1974-1968			---	---	---	---	---	---	339	RN6YC	.020	
365 GTC												
4.4L V12, 4390CC												
1970-1968			---	---	---	---	---	---	339	RN6YC	.020	
365 GTC/4												
4.4L V12, 4390CC												
1972-1971			---	---	---	---	---	---	339	RN6YC	.020	
365 GTS												
4.4L V12, 4390CC												
1970-1968			---	---	---	---	---	---	339	RN6YC	.020	
365 GTS/4												
4.4L V12, 4390CC												
1974-1970			---	---	---	---	---	---	339	RN6YC	.020	
456 GT												
5.5L V12, 5474CC												
1995			9701	RA8WHP	---	---	---	---	809	RA6HC	.028	
500 SUPERFAST												
5.0L V12, 4962CC												
1967			---	---	---	---	---	---	339	RN6YC	.020	
512 BB												
4.9L H12, 4943CC												
1985-1984			9804	RN8WYPB3	7415	RN9PYP	3415	RN9PYC	415	RN9YC	.024	
1982-1977			9804	RN8WYPB3	7415	RN9PYP	3415	RN9PYC	415	RN9YC	.024	
512 TR												
4.9L H12, 4943CC												
1992			9701	RA8WHP	---	---	---	---	809	RA6HC	.028	
575 M MARANELLO												
5.7L V12, 5750CC												
2005			---	---	---	---	---	---	905	RA4HC	.028	
DINO 206 GT												
2.0L V6, 1987CC												
1969-1968			---	---	---	---	---	---	339	RN6YC	.020	
DINO 246 GT												
2.4L V6, 2418CC												

**AUTOMOBILES, VANS, TRUCKS**VOITURES, FOURGONNETTES ET CAMIONS
AUTOMÓVILES, FURGONETAS, CAMIONES

Year	Engine VIN	Notes	CHAMPION Iridium		Double Platinum		Platinum Power		Copper Plus		Gap
			Stk #	Plug Type	Stk #	Plug Type	Stk #	Plug Type	Stk #	Plug Type	
FERRARI (cont)											
DINO 246 GT (cont)											
2.4L V6, 2418CC (cont)											
1973-1969			---	---	---	---	---	---	890	N19V	.050
DINO 246 GTS											
2.4L V6, 2418CC											
1973-1972			---	---	---	---	---	---	890	N19V	.050
DINO 308 GT4											
2.9L V8, 2927CC											
1974			---	---	---	---	---	---	339	RN6YC	.020
1973			9804	RN8WYPB3	---	---	---	---	332	RN7YC	.020
3.0L V8, 2927CC											
1979-1975			9804	RN8WYPB3	7415	RN9PYP	3415	RN9PYC	415	RN9YC	.024
F355 BERLINETTA											
3.5L V8, 3496CC											
1995			9701	RA8WHP	---	---	---	---	809	RA6HC	.028
F355 GTS											
3.5L V8, 3496CC											
1995			9701	RA8WHP	---	---	---	---	809	RA6HC	.028
F50											
4.7L V12, 4703CC											
1996			9701	RA8WHP	---	---	---	---	809	RA6HC	.028
GTO											
2.9L V8, 2855CC											
1987			9701	RA8WHP	---	---	---	---	809	RA6HC	.024
1986-1984			9804	RN8WYPB3	7415	RN9PYP	3415	RN9PYC	415	RN9YC	.024
MONDIAL											
3.0L V8, 2927CC											
1985-1983			9804	RN8WYPB3	7415	RN9PYP	3415	RN9PYC	415	RN9YC	.024
MONDIAL 3.2											
3.2L V8, 3186CC											
1988-1987			9701	RA8WHP	---	---	---	---	809	RA6HC	.024
1986			9804	RN8WYPB3	7415	RN9PYP	3415	RN9PYC	415	RN9YC	.024
MONDIAL 8											
3.0L V8, 2927CC											
1982-1980			9804	RN8WYPB3	7415	RN9PYP	3415	RN9PYC	415	RN9YC	.024
MONDIAL T											
3.4L V8, 3405CC											
1993-1990			9701	RA8WHP	---	---	---	---	809	RA6HC	.028
1989			9701	RA8WHP	---	---	---	---	809	RA6HC	.028
TESTAROSSA											
4.9L H12, 4943CC											
1991-1989			9701	RA8WHP	---	---	---	---	809	RA6HC	.028
1988-1987		48 Valve	9701	RA8WHP	---	---	---	---	809	RA6HC	.024
1986-1985			9804	RN8WYPB3	7415	RN9PYP	3415	RN9PYC	415	RN9YC	.024
FIAT											
1100											
1.1L L4, 1089CC											
1967			---	---	---	---	---	---	327	RL87YC	.024
124											
1.2L L4, 1197CC											
1968			9804	RN8WYPB3	7415	RN9PYP	---	---	415	RN9YC	.024
1967			9804	RN8WYPB3	7415	RN9PYP	3415	RN9PYC	415	RN9YC	.024
			---	---	---	---	---	---	803	N4C	.025
1.4L L4, 1438CC											
1973-1969			9804	RN8WYPB3	7415	RN9PYP	3415	RN9PYC	415	RN9YC	.024
1968			---	---	---	---	3415	RN9PYC	---	---	.024



Year	Engine	Notes	CHAMPION Iridium		Double Platinum		Platinum Power		Copper Plus		Gap
	VIN		Stk #	Plug Type	Stk #	Plug Type	Stk #	Plug Type	Stk #	Plug Type	
FIAT (cont)											
124											
1.6L L4, 1593CC											
1974			9804	RN8WYPB3	7415	RN9PYP	3415	RN9PYC	415	RN9YC	.024
1.6L L4, 1608CC											
1971			9804	RN8WYPB3	7415	RN9PYP	3415	RN9PYC	415	RN9YC	.024
1.8L L4, 1756CC											
1978-1974			9804	RN8WYPB3	7415	RN9PYP	3415	RN9PYC	415	RN9YC	.024
2.0L L4, 1995CC											
1981-1979			9804	RN8WYPB3	7415	RN9PYP	3415	RN9PYC	415	RN9YC	.024
128											
1.1L L4, 1116CC											
1973-1971			9804	RN8WYPB3	7415	RN9PYP	3415	RN9PYC	415	RN9YC	.024
1.3L L4, 1290CC											
1979-1973			9804	RN8WYPB3	7415	RN9PYP	3415	RN9PYC	415	RN9YC	.024
131											
1.8L L4, 1756CC											
1978-1975			9804	RN8WYPB3	7415	RN9PYP	3415	RN9PYC	415	RN9YC	.024
1500											
1.5L L4, 1481CC											
1967			9804	RN8WYPB3	7415	RN9PYP	3415	RN9PYC	415	RN9YC	.024
600D											
0.8L L4, 767CC											
1967			---	---	---	---	---	---	871	RJ8C	.024
850											
0.8L L4, 817CC											
1971-1969			9804	RN8WYPB3	7415	RN9PYP	3415	RN9PYC	415	RN9YC	.024
0.9L L4, 903CC											
1973-1970			9804	RN8WYPB3	7415	RN9PYP	3415	RN9PYC	415	RN9YC	.024
1968-1967			9804	RN8WYPB3	7415	RN9PYP	3415	RN9PYC	415	RN9YC	.024
BRAVA											
2.0L L4, 1995CC											
1981-1979			9804	RN8WYPB3	7415	RN9PYP	3415	RN9PYC	415	RN9YC	.024
STRADA											
1.5L L4, 1498CC											
1982-1979			9804	RN8WYPB3	7415	RN9PYP	3415	RN9PYC	415	RN9YC	.024
X-1/9											
1.3L L4, 1290CC											
1978-1974			9804	RN8WYPB3	7415	RN9PYP	3415	RN9PYC	415	RN9YC	.024
1.5L L4, 1498CC											
1983-1979			9804	RN8WYPB3	7415	RN9PYP	3415	RN9PYC	415	RN9YC	.024
2.0L L4, 1995CC											
1983			9804	RN8WYPB3	7415	RN9PYP	3415	RN9PYC	415	RN9YC	.024
FORD											
AEROSTAR											
2.3L L4, 140 CID											
1987-1986			9402	RS14WLPB6	7407	RS14ZPYPB	3407	RS14ZPYC5	407	RS14LC	.044
2.8L V6, 171 CID											
1986			9404	RS14WYPB5	7408	RS14PYPB	3408	RS10PYC	408	RS14YC	.044
3.0L V6, 182 CID											
1997-1990			9204	RS12WYPB4	7963	RS12PYPB5	---	---	401	RS12YC	.044
1989-1986			9204	RS12WYPB4	7963	RS12PYPB5	---	---	401	RS12YC	.044
4.0L V6, 245 CID											
1997			9204	RS12WYPB4	7963	RS12PYPB5	---	---	401	RS12YC	.054
1996-1993			9404	RS14WYPB5	7940	RS14PYPB5	3013	RS14PYC6	13	RS14YC6	.054
1992-1990			9404	RS14WYPB5	7940	RS14PYPB5	3013	RS14PYC6	13	RS14YC6	.054
ASPIRE											
1.3L L4, 1295cc											



Year	Engine VIN	Notes	CHAMPION Iridium		Double Platinum		Platinum Power		Copper Plus		Gap
			Stk #	Plug Type	Stk #	Plug Type	Stk #	Plug Type	Stk #	Plug Type	
FORD (cont)											
ASPIRE (cont)											
1.3L L4, 1295cc (cont)											
1997-1994			9007	RN10WYPB5	7332	RN10PYP4	3322	RN14PMC3	322	RN11YC4	.044
BRONCO											
2.8L L6, 170 CID											
1972-1967			---	---	---	---	---	---	11	RF18YC	.036
3.3L L6, 200 CID											
1974			---	---	---	---	---	---	11	RF18YC	.036
			---	---	---	---	---	---	11	RF18YC	.044
1973			---	---	---	---	---	---	11	RF18YC	.036
3.9L L6, 240 CID											
1967			---	---	---	---	---	---	21	RF14YC	.036
4.7L V8, 289 CID											
1968-1967			---	---	---	---	---	---	22	RF11YC	.036
4.9L L6, 300 CID											
1992-1987			---	---	---	---	---	---	130	RF14LC	.044
1986-1980			---	---	---	---	---	---	11	RF18YC	.044
5.0L V8, 302 CID											
1996			---	---	7018	RV17PMP4	3018	RV17PMC4	18	RV15YC4	.044
1995-1985			---	---	7018	RV17PMP4	3018	RV17PMC4	18	RV15YC4	.044
1984-1980			---	---	---	---	3025	RV19PMC	25	RV17YC	.044
1977-1975			---	---	---	---	3025	RV19PMC	25	RV17YC	.044
1974-1972			---	---	---	---	---	---	11	RF18YC	.036
1971-1968			---	---	---	---	---	---	21	RF14YC	.024
5.8L V8, 351 CID											
1996			---	---	7018	RV17PMP4	3018	RV17PMC4	406	RV12YC	.044
1995-1986			---	---	7018	RV17PMP4	3018	RV17PMC4	406	RV12YC	.044
1985			---	---	---	---	3018	RV17PMC4	406	RV12YC	.044
1984-1978			---	---	---	---	3018	RV17PMC4	18	RV15YC4	.044
6.6L V8, 400 CID											
1979-1978			---	---	---	---	3025	RV19PMC	25	RV17YC	.044
BRONCO II											
2.8L V6, 171 CID											
1985-1984			9404	RS14WYPB5	7408	RS14PYPB	3408	RS10PYC	408	RS14YC	.044
2.9L V6, 177 CID											
1990-1986			9404	RS14WYPB5	7408	RS14PYPB	3408	RS10PYC	408	RS14YC	.044
C-MAX											
2.0L L4, 122 CID											
2014-2013			9901	RE10WYPB5	7437	RES11PYP5	---	---	---	---	.050
CLUB WAGON											
2.8L L6, 170 CID											
1967			---	---	---	---	---	---	11	RF18YC	.036
3.3L L6, 200 CID											
1967			---	---	---	---	---	---	11	RF18YC	.036
3.9L L6, 240 CID											
1967			---	---	---	---	---	---	21	RF14YC	.036
4.7L V8, 289 CID											
1967			---	---	---	---	---	---	22	RF11YC	.036
5.8L V8, 352 CID											
1967			---	---	---	---	---	---	21	RF14YC	.036
6.4L V8, 390 CID											
1967			---	---	---	---	---	---	22	RF11YC	.036
7.0L V8, 427 CID											
1967			---	---	---	---	---	---	409	RF9YC	.036
7.0L V8, 428 CID											
1967			---	---	---	---	---	---	22	RF11YC	.036
CONTOUR											
2.0L L4, 121 CID											
2000-1999	3	GAS	---	---	7981	RE14PYPB4	---	---	---	---	.050



Year	Engine	Notes	CHAMPION Iridium		Double Platinum		Platinum Power		Copper Plus		Gap
	VIN		Stk #	Plug Type	Stk #	Plug Type	Stk #	Plug Type	Stk #	Plug Type	
FORD (cont)											
CONTOUR (cont)											
2.0L L4, 121 CID (cont)											
1998-1997	Z	BI-FUEL	9901	RE10WYPB5	7437	RES11PYP5	---	---	---	---	.050
	3	GAS	9901	RE10WYPB5	7437	RES11PYP5	---	---	---	---	.050
	Z	BI-FUEL	9901	RE10WYPB5	7437	RES11PYP5	---	---	---	---	.050
1996-1995			9901	RE10WYPB5	7437	RES11PYP5	---	---	---	---	.050
2.5L V6, 155 CID											
2000-1998	G		9404	RS14WYPB5	7940	RS14PYPB5	3013	RS14PYC6	13	RS14YC6	.054
	L		9404	RS14WYPB5	7940	RS14PYPB5	3013	RS14PYC6	13	RS14YC6	.054
1997-1995			9404	RS14WYPB5	7940	RS14PYPB5	3013	RS14PYC6	13	RS14YC6	.054
COUNTRY SEDAN											
2.8L L6, 170 CID											
1969-1967			---	---	---	---	---	---	11	RF18YC	.036
3.3L L6, 200 CID											
1970-1967			---	---	---	---	---	---	11	RF18YC	.036
3.9L L6, 240 CID											
1972			---	---	---	---	---	---	11	RF18YC	.036
1971-1968			---	---	---	---	---	---	21	RF14YC	.036
1967			---	---	---	---	---	---	22	RF11YC	.036
4.1L L6, 250 CID											
1974-1969			---	---	---	---	---	---	11	RF18YC	.036
4.7L V8, 289 CID											
1968-1967			---	---	---	---	---	---	22	RF11YC	.036
5.0L V8, 302 CID											
1974-1972			---	---	---	---	---	---	11	RF18YC	.036
1971			---	---	---	---	---	---	22	RF11YC	.036
1970	D		---	---	---	---	---	---	22	RF11YC	.036
	F		---	---	---	---	---	---	11	RF18YC	.036
1969-1968			---	---	---	---	---	---	11	RF18YC	.036
5.8L V8, 351 CID											
1974-1970		Cleveland	---	---	---	---	3018	RV17PMC4	18	RV15YC4	.036
		Windsor	---	---	---	---	---	---	21	RF14YC	.036
1969			---	---	---	---	---	---	21	RF14YC	.036
5.8L V8, 352 CID											
1967			---	---	---	---	---	---	21	RF14YC	.036
6.4L V8, 390 CID											
1971-1967			---	---	---	---	---	---	22	RF11YC	.036
6.6L V8, 400 CID											
1974			---	---	---	---	3025	RV19PMC	25	RV17YC	.044
1973-1971			---	---	---	---	3025	RV19PMC	25	RV17YC	.036
7.0L V8, 427 CID											
1968-1967			---	---	---	---	---	---	409	RF9YC	.036
7.0L V8, 428 CID											
1970-1968			---	---	---	---	---	---	409	RF9YC	.036
1967			---	---	---	---	---	---	22	RF11YC	.036
7.0L V8, 429 CID											
1973			---	---	---	---	3025	RV19PMC	25	RV17YC	.036
1972			---	---	---	---	---	---	21	RF14YC	.036
1971-1969			---	---	---	---	---	---	22	RF11YC	.036
7.5L V8, 460 CID											
1974			---	---	---	---	3025	RV19PMC	25	RV17YC	.044
1973			---	---	---	---	3025	RV19PMC	25	RV17YC	.036
1972			---	---	---	---	---	---	22	RF11YC	.036
COUNTRY SQUIRE											
2.8L L6, 170 CID											
1969-1968			---	---	---	---	---	---	11	RF18YC	.036
3.3L L6, 200 CID											
1970-1967			---	---	---	---	---	---	11	RF18YC	.036
3.9L L6, 240 CID											
1972			---	---	---	---	---	---	11	RF18YC	.036



Year	Engine VIN	Notes	CHAMPION Iridium		Double Platinum		Platinum Power		Copper Plus		Gap	
			Stk #	Plug Type	Stk #	Plug Type	Stk #	Plug Type	Stk #	Plug Type		
FORD (cont)												
COUNTRY SQUIRE (cont)												
3.9L L6, 240 CID (cont)												
1971-1968			---	---	---	---	---	---	21	RF14YC	.036	
1967			---	---	---	---	---	---	22	RF11YC	.036	
4.1L L6, 250 CID												
1974-1969			---	---	---	---	---	---	11	RF18YC	.036	
4.7L V8, 289 CID												
1968-1967			---	---	---	---	---	---	22	RF11YC	.036	
5.0L V8, 302 CID												
1991-1987			9402	RS14WLPB6	7407	RS14ZPYPB	3407	RS14ZPYC5	407	RS14LC	.050	
1974-1971			---	---	---	---	---	---	22	RF11YC	.036	
1970	F		---	---	---	---	---	---	11	RF18YC	.036	
			---	---	---	---	---	---	11	RF18YC	.036	
1969-1968			---	---	---	---	---	---	11	RF18YC	.036	
5.8L V8, 351 CID												
1974-1970		Cleveland	---	---	---	---	---	3018	RV17PMC4	18	RV15YC4	.036
		Windsor	---	---	---	---	---	---	---	21	RF14YC	.036
1969			---	---	---	---	---	---	21	RF14YC	.036	
5.8L V8, 352 CID												
1967			---	---	---	---	---	---	21	RF14YC	.036	
6.4L V8, 390 CID												
1971-1967			---	---	---	---	---	---	22	RF11YC	.036	
6.6L V8, 400 CID												
1974			---	---	---	---	---	3018	RV17PMC4	25	RV17YC	.044
1973-1971			---	---	---	---	---	3018	RV17PMC4	25	RV17YC	.036
7.0L V8, 427 CID												
1968-1967			---	---	---	---	---	---	409	RF9YC	.036	
7.0L V8, 428 CID												
1970-1968			---	---	---	---	---	---	409	RF9YC	.036	
1967			---	---	---	---	---	---	22	RF11YC	.036	
7.0L V8, 429 CID												
1973			---	---	---	---	---	3018	RV17PMC4	25	RV17YC	.036
1972			---	---	---	---	---	---	21	RF14YC	.036	
1971-1969			---	---	---	---	---	---	22	RF11YC	.036	
7.5L V8, 460 CID												
1974			---	---	---	---	---	3018	RV17PMC4	25	RV17YC	.044
1973			---	---	---	---	---	3018	RV17PMC4	25	RV17YC	.036
1972			---	---	---	---	---	---	22	RF11YC	.036	
COURIER												
1.8L L4, 110 CID												
1979-1972			---	---	7405	RN14PMP	3405	RN14PMC	404	RN12YC	.032	
2.0L L4, 122 CID												
1982			9404	RS14WYPB5	7408	RS14PYPB	3408	RS10PYC	408	RS14YC	.036	
1981-1979			---	---	7405	RN14PMP	3405	RN14PMC	404	RN12YC	.032	
2.3L L4, 140 CID												
1982-1977			9404	RS14WYPB5	7408	RS14PYPB	3408	RS10PYC	408	RS14YC	.036	
CROWN VICTORIA												
4.6L V8, 281 CID												
2011		FLEX; CNG	---	---	7304	RS9PYP4	---	---	304	RS9YC	.044	
		GAS	9204	RS12WYPB4	7963	RS12PYPB5	3401	RS10PYC4	401	RS12YC	.054	
2010-2009		FLEX; CNG	---	---	7304	RS9PYP4	---	---	304	RS9YC	.044	
		GAS	9204	RS12WYPB4	7963	RS12PYPB5	3401	RS10PYC4	401	RS12YC	.054	
2008-2006		FLEX; CNG	---	---	7304	RS9PYP4	---	---	304	RS9YC	.044	
		GAS	9204	RS12WYPB4	7963	RS12PYPB5	3401	RS10PYC4	401	RS12YC	.054	
2005-1996		CNG	---	---	7304	RS9PYP4	---	---	304	RS9YC	.044	
		GAS	9204	RS12WYPB4	7963	RS12PYPB5	3401	RS10PYC4	401	RS12YC	.054	
1995-1992			9204	RS12WYPB4	7963	RS12PYPB5	3401	RS10PYC4	401	RS12YC	.054	
CUSTOM												
3.9L L6, 240 CID												
1972			---	---	---	---	---	---	11	RF18YC	.036	



Year	Engine	Notes	CHAMPION Iridium		Double Platinum		Platinum Power		Copper Plus		Gap
	VIN		Stk #	Plug Type	Stk #	Plug Type	Stk #	Plug Type	Stk #	Plug Type	
FORD (cont)											
CUSTOM (cont)											
3.9L L6, 240 CID (cont)											
1971-1967			---	---	---	---	---	---	21	RF14YC	.036
3.9L V8, 239 CID											
1968			---	---	---	---	---	---	21	RF14YC	.036
4.7L V8, 289 CID											
1968-1967			---	---	---	---	---	---	22	RF11YC	.036
5.0L V8, 302 CID											
1972-1969			---	---	---	---	---	---	22	RF11YC	.036
1968			---	---	---	---	---	---	11	RF18YC	.036
5.8L V8, 351 CID											
1972-1970		Cleveland	---	---	---	---	---	---	18	RV15YC4	.036
		Windsor	---	---	---	---	---	---	21	RF14YC	.036
1969			---	---	---	---	---	---	21	RF14YC	.036
5.8L V8, 352 CID											
1967			---	---	---	---	---	---	21	RF14YC	.036
6.4L V8, 390 CID											
1971-1967			---	---	---	---	---	---	22	RF11YC	.036
6.6L V8, 400 CID											
1972-1971			---	---	---	---	3025	RV19PMC	25	RV17YC	.036
7.0L V8, 427 CID											
1968-1967			---	---	---	---	---	---	409	RF9YC	.036
7.0L V8, 428 CID											
1970-1968			---	---	---	---	---	---	409	RF9YC	.036
1967			---	---	---	---	---	---	22	RF11YC	.036
7.0L V8, 429 CID											
1972			---	---	---	---	---	---	21	RF14YC	.036
1971			---	---	---	---	---	---	22	RF11YC	.036
1970		18mm Heads	---	---	---	---	---	---	22	RF11YC	.036
1969			---	---	---	---	---	---	22	RF11YC	.036
7.5L V8, 460 CID											
1972			---	---	---	---	---	---	22	RF11YC	.036
CUSTOM 500											
3.9L L6, 240 CID											
1972			---	---	---	---	---	---	11	RF18YC	.036
1971-1967			---	---	---	---	---	---	21	RF14YC	.036
4.7L V8, 289 CID											
1968-1967			---	---	---	---	---	---	22	RF11YC	.036
5.0L V8, 302 CID											
1974-1972			---	---	---	---	---	---	22	RF11YC	.036
1971			---	---	---	---	---	---	11	RF18YC	.036
1970-1969			---	---	---	---	---	---	22	RF11YC	.036
1968			---	---	---	---	---	---	11	RF18YC	.036
5.8L V8, 351 CID											
1977			---	---	---	---	---	---	25	RV17YC	.050
1976			---	---	---	---	---	---	25	RV17YC	.044
1975			---	---	---	---	---	---	18	RV15YC4	.044
1974-1970		Cleveland	---	---	---	---	---	---	18	RV15YC4	.036
		Windsor	---	---	---	---	---	---	21	RF14YC	.036
			---	---	---	---	3018	RV17PMC4	---	---	.036
1969			---	---	---	---	---	---	21	RF14YC	.036
6.4L V8, 390 CID											
1971-1967			---	---	---	---	---	---	22	RF11YC	.036
6.6L V8, 400 CID											
1977			---	---	---	---	3025	RV19PMC	25	RV17YC	.050
1976-1974			---	---	---	---	3025	RV19PMC	25	RV17YC	.044
1973-1971			---	---	---	---	3025	RV19PMC	25	RV17YC	.036
7.0L V8, 427 CID											
1968-1967			---	---	---	---	---	---	409	RF9YC	.036



Year	Engine VIN	Notes	CHAMPION Iridium		Double Platinum		Platinum Power		Copper Plus		Gap
			Stk #	Plug Type	Stk #	Plug Type	Stk #	Plug Type	Stk #	Plug Type	
FORD (cont)											
CUSTOM 500											
7.0L V8, 428 CID											
1970-1968			---	---	---	---	---	---	409	RF9YC	.036
7.0L V8, 429 CID											
1973	N	GAS	---	---	---	---	3025	RV19PMC	---	---	.036
			---	---	---	---	3025	RV19PMC	25	RV17YC	.036
1972		18mm Heads	---	---	---	---	---	---	21	RF14YC	.036
1971-1970		18mm Heads	---	---	---	---	---	---	22	RF11YC	.036
1969			---	---	---	---	---	---	22	RF11YC	.036
7.5L V8, 460 CID											
1976-1974			---	---	---	---	3025	RV19PMC	25	RV17YC	.044
1973			---	---	---	---	3025	RV19PMC	25	RV17YC	.036
1972			---	---	---	---	---	---	22	RF11YC	.036
E-100 ECONOLINE											
2.8L L6, 170 CID											
1971-1968			---	---	---	---	---	---	11	RF18YC	.036
3.9L L6, 240 CID											
1974-1968			---	---	---	---	---	---	21	RF14YC	.036
4.9L L6, 300 CID											
1983-1978			---	---	---	---	---	---	11	RF18YC	.044
1977-1972			---	---	---	---	---	---	11	RF18YC	.036
5.0L V8, 302 CID											
1983-1979			---	---	---	---	3018	RV17PMC4	25	RV17YC	.044
1975			---	---	---	---	3018	RV17PMC4	25	RV17YC	.044
1974-1972			---	---	---	---	---	---	11	RF18YC	.036
1971-1968			---	---	---	---	---	---	21	RF14YC	.024
5.8L V8, 351 CID											
1983-1975			---	---	---	---	3018	RV17PMC4	18	RV15YC4	.044
6.6L V8, 400 CID											
1980			---	---	---	---	3018	RV17PMC4	25	RV17YC	.044
7.5L V8, 460 CID											
1978			---	---	---	---	3018	RV17PMC4	25	RV17YC	.044
E-100 ECONOLINE CLUB WAGON											
4.9L L6, 300 CID											
1983-1978			---	---	---	---	---	---	11	RF18YC	.044
1977-1975			---	---	---	---	---	---	11	RF18YC	.036
5.0L V8, 302 CID											
1983-1979			---	---	---	---	3018	RV17PMC4	18	RV15YC4	.044
5.8L V8, 351 CID											
1983-1975			---	---	---	---	3018	RV17PMC4	18	RV15YC4	.044
E-150											
4.2L V6, 256 CID											
2003			---	---	---	---	3024	RS10ZPYB4	---	---	.054
4.6L V8, 281 CID											
2014	W		9808	RS8WYPB5	7304	RS9PYP4	---	---	---	---	.050
			---	---	---	---	3026	RS7PYB4	---	---	.044
2013-2010	W		9808	RS8WYPB5	7304	RS9PYP4	---	---	---	---	.050
2009	W		9808	RS8WYPB5	7304	RS9PYP4	---	---	---	---	.050
			---	---	---	---	3026	RS7PYB4	---	---	.054
2008	W		9808	RS8WYPB5	7304	RS9PYP4	---	---	---	---	.050
2007-2006			9808	RS8WYPB5	7304	RS9PYP4	---	---	---	---	.050
2005-2003			9204	RS12WYPB4	7963	RS12PYPB5	3401	RS10PYC4	401	RS12YC	.054
5.4L V8, 330 CID											
2014-2010			---	---	---	---	3026	RS7PYB4	---	---	.054
2008-2003	L	GAS	---	---	---	---	3066	RS7PYB5	---	---	.054
E-150 CLUB WAGON											
4.2L V6, 256 CID											
2003			---	---	---	---	3024	RS10ZPYB4	---	---	.054



Year	Engine	Notes	CHAMPION Iridium		Double Platinum		Platinum Power		Copper Plus		Gap
	VIN		Stk #	Plug Type	Stk #	Plug Type	Stk #	Plug Type	Stk #	Plug Type	
FORD (cont)											
E-150 CLUB WAGON											
4.6L V8, 281 CID											
2005-2003			9204	RS12WYPB4	7963	RS12PYPB5	3401	RS10PYC4	401	RS12YC	.054
5.4L V8, 330 CID											
2005-2003	L	GAS	---	---	---	---	3066	RS7PYB5	---	---	.054
E-150 ECONOLINE											
4.2L V6, 256 CID											
2002-1998			---	---	---	---	3024	RS10ZPYB4	---	---	.054
1997			9404	RS14WYPB5	7940	RS14PYPB5	3013	RS14PYC6	13	RS14YC6	.054
4.6L V8, 281 CID											
2002-1997			9204	RS12WYPB4	7963	RS12PYPB5	3401	RS10PYC4	401	RS12YC	.054
4.9L L6, 300 CID											
1996-1987			---	---	---	---	---	---	130	RF14LC	.044
1986-1978			---	---	---	---	---	---	11	RF18YC	.044
1977-1975			---	---	---	---	---	---	11	RF18YC	.036
5.0L V8, 302 CID											
1996			---	---	7018	RV17PMP4	3018	RV17PMC4	18	RV15YC4	.044
1995-1986			---	---	7018	RV17PMP4	3018	RV17PMC4	18	RV15YC4	.044
1985-1979			---	---	---	---	3018	RV17PMC4	25	RV17YC	.044
1975			---	---	---	---	3018	RV17PMC4	25	RV17YC	.044
5.4L V8, 330 CID											
2002	L	GAS	---	---	---	---	3066	RS7PYB5	---	---	.054
2001-2000			9204	RS12WYPB4	7963	RS12PYPB5	3401	RS10PYC4	401	RS12YC	.054
1999-1998			9204	RS12WYPB4	7963	RS12PYPB5	3401	RS10PYC4	401	RS12YC	.054
1997			9204	RS12WYPB4	7963	RS12PYPB5	3401	RS10PYC4	401	RS12YC	.054
5.8L V8, 351 CID											
1996			---	---	7018	RV17PMP4	3018	RV17PMC4	406	RV12YC	.044
1995-1986			---	---	7018	RV17PMP4	3018	RV17PMC4	406	RV12YC	.044
1985			---	---	---	---	3018	RV17PMC4	406	RV12YC	.044
1984-1977			---	---	---	---	3018	RV17PMC4	18	RV15YC4	.044
1976			---	---	---	---	3018	RV17PMC4	406	RV12YC	.044
1975			---	---	---	---	3018	RV17PMC4	18	RV15YC4	.044
6.9L V8, 420 CID											
1984		DIESEL	---	---	---	---	---	---	180¹	CH80	
7.5L V8, 460 CID											
1980			---	---	7018	RV17PMP4	3018	RV17PMC4	18	RV15YC4	.044
1979-1976			---	---	---	---	3025	RV19PMC	25	RV17YC	.044
E-150 ECONOLINE CLUB WAGON											
4.2L V6, 256 CID											
2002-1998			---	---	---	---	3024	RS10ZPYB4	---	---	.054
1997			9404	RS14WYPB5	7940	RS14PYPB5	3013	RS14PYC6	13	RS14YC6	.054
4.6L V8, 281 CID											
2002-1997			9204	RS12WYPB4	7963	RS12PYPB5	3401	RS10PYC4	401	RS12YC	.054
4.9L L6, 300 CID											
1996-1987			---	---	---	---	---	---	130	RF14LC	.044
1986-1978			---	---	---	---	---	---	11	RF18YC	.044
1977-1975			---	---	---	---	---	---	11	RF18YC	.036
5.0L V8, 302 CID											
1996			---	---	7018	RV17PMP4	3018	RV17PMC4	18	RV15YC4	.044
1995-1986			---	---	7018	RV17PMP4	3018	RV17PMC4	18	RV15YC4	.044
1985-1979			---	---	---	---	3025	RV19PMC	25	RV17YC	.044
5.4L V8, 330 CID											
2002	L	GAS	---	---	---	---	3066	RS7PYB5	---	---	.054
2001-2000			9204	RS12WYPB4	7963	RS12PYPB5	3401	RS10PYC4	401	RS12YC	.054
1999-1998			9204	RS12WYPB4	7963	RS12PYPB5	3401	RS10PYC4	401	RS12YC	.054
1997			9204	RS12WYPB4	7963	RS12PYPB5	3401	RS10PYC4	401	RS12YC	.054
5.8L V8, 351 CID											
1996			---	---	7018	RV17PMP4	3018	RV17PMC4	406	RV12YC	.044
1995-1986			---	---	7018	RV17PMP4	3018	RV17PMC4	406	RV12YC	.044
1985			---	---	---	---	3018	RV17PMC4	406	RV12YC	.044

¹Electrical overload voids warranty



Year	Engine VIN	Notes	CHAMPION Iridium		Double Platinum		Platinum Power		Copper Plus		Gap
			Stk #	Plug Type	Stk #	Plug Type	Stk #	Plug Type	Stk #	Plug Type	
FORD (cont)											
E-150 ECONOLINE CLUB WAGON (cont)											
5.8L V8, 351 CID (cont)											
1984-1977			---	---	---	---	3018	RV17PMC4	18	RV15YC4	.044
1976			---	---	---	---	3018	RV17PMC4	406	RV12YC	.044
1975			---	---	---	---	3018	RV17PMC4	18	RV15YC4	.044
7.5L V8, 460 CID											
1979			---	---	7018	RV17PMP4	3025	RV19PMC	25	RV17YC	.044
1977-1976			---	---	7018	RV17PMP4	3025	RV19PMC	25	RV17YC	.044
E-200 ECONOLINE											
2.8L L6, 170 CID											
1971-1968			---	---	---	---	---	---	11	RF18YC	.036
3.9L L6, 240 CID											
1974-1968			---	---	---	---	---	---	21	RF14YC	.036
4.9L L6, 300 CID											
1974-1972			---	---	---	---	---	---	11	RF18YC	.036
5.0L V8, 302 CID											
1974-1972			---	---	---	---	---	---	11	RF18YC	.036
1971-1968			---	---	---	---	---	---	21	RF14YC	.024
E-250											
4.2L V6, 256 CID											
2003			---	---	---	---	3024	RS10ZPYB4	---	---	.054
4.6L V8, 281 CID											
2014			9808	RS8WYPB5	---	---	3401	RS10PYC4	304	RS9YC	.044
2013-2010			9204	RS12WYPB4	7963	RS12PYPB5	3401	RS10PYC4	401	RS12YC	.044
2009-2006			---	---	---	---	---	---	401	RS12YC	.044
			9204	RS12WYPB4	7963	RS12PYPB5	3401	RS10PYC4	---	---	.054
2005-2003			9204	RS12WYPB4	7963	RS12PYPB5	3401	RS10PYC4	401	RS12YC	.054
5.4L V8, 330 CID											
2014-2006			---	---	7304	RS9PYP4	3408	RS10PYC	304	RS9YC	.054
2005-2003	L	GAS	---	---	---	---	3408	RS10PYC	---	---	.054
	M	CNG	---	---	7304	RS9PYP4	3401	RS10PYC4	304	RS9YC	.044
E-250 ECONOLINE											
4.2L V6, 256 CID											
2002-1998			---	---	---	---	3024	RS10ZPYB4	---	---	.054
1997			9402	RS14WLPB6	7407	RS14ZPYB	---	---	407	RS14LC	.054
4.9L L6, 300 CID											
1996-1987			---	---	---	---	---	---	130	RF14LC	.044
1986-1978			---	---	---	---	---	---	21	RF14YC	.044
1977-1975			---	---	---	---	---	---	21	RF14YC	.036
5.0L V8, 302 CID											
1991-1986			---	---	7018	RV17PMP4	3018	RV17PMC4	113	RV12C	.044
1985-1979			---	---	---	---	3018	RV17PMC4	18	RV15YC4	.044
1975			---	---	---	---	3018	RV17PMC4	18	RV15YC4	.044
5.4L V8, 330 CID											
2002	L	GAS	---	---	---	---	3401	RS10PYC4	---	---	.054
	M	CNG	---	---	---	---	3401	RS10PYC4	---	---	.044
2001-2000	M	CNG	---	---	---	---	3401	RS10PYC4	---	---	.044
		GAS	9204	RS12WYPB4	7963	RS12PYPB5	3401	RS10PYC4	401	RS12YC	.054
1999-1998	M	CNG	---	---	---	---	3401	RS10PYC4	---	---	.044
	Z	BI-FUEL	---	---	---	---	3401	RS10PYC4	---	---	.054
		GAS	9204	RS12WYPB4	7963	RS12PYPB5	3401	RS10PYC4	401	RS12YC	.054
1997	M	CNG	---	---	---	---	3401	RS10PYC4	---	---	.044
		GAS	9204	RS12WYPB4	7963	RS12PYPB5	3401	RS10PYC4	401	RS12YC	.054
5.8L V8, 351 CID											
1996			---	---	7018	RV17PMP4	3018	RV17PMC4	18	RV15YC4	.044
1995-1986			---	---	7018	RV17PMP4	3018	RV17PMC4	18	RV15YC4	.044
1985-1975			---	---	---	---	3018	RV17PMC4	18	RV15YC4	.044
6.6L V8, 400 CID											
1980			---	---	---	---	3018	RV17PMC4	18	RV15YC4	.044



Year	Engine		Notes	CHAMPION Iridium		Double Platinum		Platinum Power		Copper Plus		Gap
	VIN			Stk #	Plug Type	Stk #	Plug Type	Stk #	Plug Type	Stk #	Plug Type	
FORD (cont)												
E-250 ECONOLINE												
7.5L V8, 460 CID												
1980				---	---	7018	RV17PMP4	3018	RV17PMC4	18	RV15YC4	.044
1979-1975				---	---	---	---	3018	RV17PMC4	18	RV15YC4	.044
E-250 ECONOLINE CLUB WAGON												
4.9L L6, 300 CID												
1991-1987				---	---	---	---	---	---	130	RF14LC	.044
1986-1983				---	---	---	---	---	---	11	RF18YC	.044
1980-1978				---	---	---	---	---	---	11	RF18YC	.044
1977				---	---	---	---	---	---	11	RF18YC	.036
5.0L V8, 302 CID												
1980-1979				---	---	---	---	3018	RV17PMC4	25	RV17YC	.044
5.8L V8, 351 CID												
1991-1986				---	---	7018	RV17PMP4	3018	RV17PMC4	18	RV15YC4	.044
1985-1975				---	---	---	---	3018	RV17PMC4	18	RV15YC4	.044
6.6L V8, 400 CID												
1982-1980				---	---	---	---	3018	RV17PMC4	18	RV15YC4	.044
6.9L V8, 420 CID												
1987		DIESEL		---	---	---	---	---	---	184 ¹	CH84	
1986-1983		DIESEL		---	---	---	---	---	---	180 ¹	CH80	
7.3L V8, 445 CID												
1991-1988		DIESEL		---	---	---	---	---	---	184 ¹	CH84	
7.5L V8, 460 CID												
1991-1980				---	---	7018	RV17PMP4	3018	RV17PMC4	18	RV15YC4	.044
1979				---	---	---	---	3018	RV17PMC4	25	RV17YC	.044
1978-1975				---	---	7018	RV17PMP4	3018	RV17PMC4	25	RV17YC	.044
E-250 SUPER DUTY												
5.4L V8, 330 CID												
2005	L	GAS		---	---	---	---	3066	RS7PYB5	---	---	.054
	M	CNG		---	---	---	---	3066	RS7PYB5	---	---	.054
2004	L	GAS		---	---	---	---	3066	RS7PYB5	---	---	.054
	M	CNG		---	---	---	---	3026	RS7PYB4	---	---	.044
E-300 ECONOLINE												
2.8L L6, 170 CID												
1970-1969				---	---	---	---	---	---	11	RF18YC	.036
3.9L L6, 240 CID												
1974-1968				---	---	---	---	---	---	21	RF14YC	.036
4.9L L6, 300 CID												
1974-1972				---	---	---	---	---	---	11	RF18YC	.036
5.0L V8, 302 CID												
1974-1972				---	---	---	---	---	---	11	RF18YC	.036
1971-1968				---	---	---	---	---	---	21	RF14YC	.024
E-350												
5.4L V8, 330 CID												
2003	L	GAS		---	---	---	---	3066	RS7PYB5	---	---	.054
	M	CNG		---	---	---	---	3026	RS7PYB4	---	---	.044
6.8L V10, 415 CID												
2003				---	---	---	---	3066	RS7PYB5	---	---	.054
7.3L V8, 445 CID												
2003		DIESEL		---	---	---	---	---	---	190 ¹	CH237	
E-350 CLUB WAGON												
5.4L V8, 330 CID												
2005-2003	L	GAS		---	---	---	---	3066	RS7PYB5	---	---	.054
	M	CNG		---	---	---	---	3026	RS7PYB4	---	---	.044
6.0L V8, 363 CID												
2005-2004		DIESEL		---	---	---	---	---	---	194 ¹	CH243	
6.8L V10, 415 CID												
2005				---	---	---	---	3066	RS7PYB5	---	---	.054
2003				---	---	---	---	3066	RS7PYB5	---	---	.054

¹Electrical overload voids warranty



Year	Engine VIN	Notes	Iridium		Double Platinum		Platinum Power		Copper Plus		Gap
			Stk #	Plug Type	Stk #	Plug Type	Stk #	Plug Type	Stk #	Plug Type	
FORD (cont)											
E-350 CLUB WAGON											
7.3L V8, 445 CID											
2003		DIESEL	---	---	---	---	---	---	190 ¹	CH237	
E-350 ECONOLINE											
4.9L L6, 300 CID											
1996-1987			---	---	---	---	---	---	130	RF14LC	.044
1986-1978			---	---	---	---	---	---	11	RF18YC	.044
1977-1975			---	---	---	---	---	---	11	RF18YC	.036
5.0L V8, 302 CID											
1982-1979			---	---	---	---	3025	RV19PMC	25	RV17YC	.044
1975			---	---	---	---	3025	RV19PMC	25	RV17YC	.044
5.4L V8, 330 CID											
2002	M	CNG	---	---	---	---	3026	RS7PYB4	---	---	.044
		GAS	---	---	---	---	3066	RS7PYB5	---	---	.054
2001-2000	M	CNG	---	---	---	---	3026	RS7PYB4	---	---	.044
		GAS	9204	RS12WYPB4	7963	RS12PYPB5	3401	RS10PYC4	401	RS12YC	.054
1999-1998	M	CNG	---	---	---	---	3026	RS7PYB4	---	---	.044
	Z	BI-FUEL	---	---	---	---	3026	RS7PYB4	---	---	.044
		GAS	9204	RS12WYPB4	7963	RS12PYPB5	3401	RS10PYC4	401	RS12YC	.054
1997	M	CNG	---	---	---	---	3026	RS7PYB4	---	---	.044
		GAS	9204	RS12WYPB4	7963	RS12PYPB5	3401	RS10PYC4	401	RS12YC	.054
5.8L V8, 351 CID											
1996			---	---	7018	RV17PMP4	3018	RV17PMC4	406	RV12YC	.044
1995-1986			---	---	7018	RV17PMP4	3018	RV17PMC4	406	RV12YC	.044
1985	G		---	---	---	---	3018	RV17PMC4	18	RV15YC4	.044
	H		---	---	7018	RV17PMP4	3018	RV17PMC4	406	RV12YC	.044
1984-1982			---	---	---	---	3018	RV17PMC4	18	RV15YC4	.044
1981-1975			---	---	---	---	3018	RV17PMC4	25	RV17YC	.044
6.6L V8, 400 CID											
1982-1980			---	---	---	---	3025	RV19PMC	25	RV17YC	.044
6.8L V10, 415 CID											
2002			---	---	---	---	3066	RS7PYB5	---	---	.054
2001-1998			9204	RS12WYPB4	7963	RS12PYPB5	3401	RS10PYC4	401	RS12YC	.054
1997			9204	RS12WYPB4	7963	RS12PYPB5	3401	RS10PYC4	401	RS12YC	.054
6.9L V8, 420 CID											
1987		DIESEL	---	---	---	---	---	---	184 ¹	CH84	
1986-1983		DIESEL	---	---	---	---	---	---	180 ¹	CH80	
7.3L V8, 445 CID											
2002-1995		DIESEL	---	---	---	---	---	---	190 ¹	CH237	
1994-1988		DIESEL	---	---	---	---	---	---	184 ¹	CH84	
7.5L V8, 460 CID											
1996-1980			---	---	7018	RV17PMP4	3018	RV17PMC4	18	RV15YC4	.044
1979-1975			---	---	---	---	3025	RV19PMC	25	RV17YC	.044
E-350 ECONOLINE CLUB WAGON											
4.9L L6, 300 CID											
1996-1987			---	---	---	---	---	---	130	RF14LC	.044
1986-1978			---	---	---	---	---	---	11	RF18YC	.044
1977			---	---	---	---	---	---	11	RF18YC	.036
5.0L V8, 302 CID											
1980-1979			---	---	---	---	3025	RV19PMC	25	RV17YC	.044
5.4L V8, 330 CID											
2002		CNG	---	---	---	---	3026	RS7PYB4	---	---	.044
		GAS	---	---	---	---	3066	RS7PYB5	---	---	.054
2001-2000		CNG	---	---	---	---	3026	RS7PYB4	---	---	.044
		GAS	9204	RS12WYPB4	7963	RS12PYPB5	3401	RS10PYC4	401	RS12YC	.054
1999-1998		BI-FUEL	---	---	---	---	3026	RS7PYB4	---	---	.044
		CNG	---	---	---	---	3026	RS7PYB4	---	---	.044
		GAS	9204	RS12WYPB4	7963	RS12PYPB5	3401	RS10PYC4	401	RS12YC	.054
1997		CNG	---	---	---	---	3026	RS7PYB4	---	---	.044
		GAS	9204	RS12WYPB4	7963	RS12PYPB5	3401	RS10PYC4	401	RS12YC	.054

¹Electrical overload voids warranty



Year	Engine	Notes	CHAMPION Iridium		Double Platinum		Platinum Power		Copper Plus		Gap
	VIN		Stk #	Plug Type	Stk #	Plug Type	Stk #	Plug Type	Stk #	Plug Type	
FORD (cont)											
E-350 ECONOLINE CLUB WAGON											
5.8L V8, 351 CID											
1996			---	---	7018	RV17PMP4	3018	RV17PMC4	406	RV12YC	.044
1995-1986			---	---	7018	RV17PMP4	3018	RV17PMC4	406	RV12YC	.044
1985			---	---	---	---	3018	RV17PMC4	406	RV12YC	.044
1984-1982			---	---	---	---	3018	RV17PMC4	18	RV15YC4	.044
1981-1980			---	---	---	---	3018	RV17PMC4	25	RV17YC	.044
1979-1977			---	---	---	---	3018	RV17PMC4	18	RV15YC4	.044
6.6L V8, 400 CID											
1982-1980			---	---	---	---	3025	RV19PMC	25	RV17YC	.044
6.8L V10, 415 CID											
2002			---	---	---	---	3066	RS7PYB5	---	---	.054
2001-1998			9204	RS12WYPB4	7963	RS12PYPB5	3401	RS10PYC4	401	RS12YC	.054
1997			9204	RS12WYPB4	7963	RS12PYPB5	3401	RS10PYC4	401	RS12YC	.054
6.9L V8, 420 CID											
1987		DIESEL	---	---	---	---	---	---	184 ¹	CH84	
1986-1983		DIESEL	---	---	---	---	---	---	180 ¹	CH80	
7.3L V8, 445 CID											
2002-1996		DIESEL	---	---	---	---	---	---	190 ¹	CH237	
1995		DIESEL	---	---	---	---	---	---	190 ¹	CH237	
1994-1988		DIESEL	---	---	---	---	---	---	184 ¹	CH84	
7.5L V8, 460 CID											
1996-1980			---	---	7018	RV17PMP4	3018	RV17PMC4	18	RV15YC4	.044
1979-1977			---	---	---	---	3025	RV19PMC	25	RV17YC	.044
E-350 SUPER DUTY											
5.4L V8, 330 CID											
2014-2009			---	---	---	---	3026	RS7PYB4	---	---	.044
2008-2006			---	---	---	---	3066	RS7PYB5	---	---	.054
2005-2004		CNG	---	---	---	---	3026	RS7PYB4	---	---	.044
		GAS	---	---	---	---	3066	RS7PYB5	---	---	.054
6.0L V8, 363 CID											
2010-2004		DIESEL	---	---	---	---	---	---	194 ¹	CH243	
6.8L V10, 415 CID											
2014-2009			---	---	---	---	3026	RS7PYB4	---	---	.044
2008-2004			---	---	---	---	3066	RS7PYB5	---	---	.054
E-450 ECONOLINE SUPER DUTY											
5.4L V8, 330 CID											
2002-2000		CNG	---	---	---	---	3026	RS7PYB4	---	---	.044
		GAS	---	---	---	---	3066	RS7PYB5	---	---	.054
6.8L V10, 415 CID											
2002			---	---	---	---	3066	RS7PYB5	---	---	.054
2001-2000			9204	RS12WYPB4	7963	RS12PYPB5	3401	RS10PYC4	401	RS12YC	.054
7.3L V8, 445 CID											
2002-2000		DIESEL	---	---	---	---	---	---	190 ¹	CH237	
E-450 ECONOLINE SUPER DUTY STRIPPED											
5.4L V8, 330 CID											
2002		CNG	---	---	---	---	3026	RS7PYB4	---	---	.044
		GAS	---	---	---	---	3066	RS7PYB5	---	---	.054
2001-2000			---	---	---	---	3066	RS7PYB5	---	---	.054
6.8L V10, 415 CID											
2002			---	---	---	---	3066	RS7PYB5	---	---	.054
2001-2000			9204	RS12WYPB4	7963	RS12PYPB5	3401	RS10PYC4	401	RS12YC	.054
7.3L V8, 445 CID											
2002-2000		DIESEL	---	---	---	---	---	---	190 ¹	CH237	
E-450 SUPER DUTY											
5.4L V8, 330 CID											
2014-2009			---	---	---	---	3026	RS7PYB4	---	---	.044
2008-2006			---	---	---	---	3066	RS7PYB5	---	---	.054
2004			---	---	---	---	3066	RS7PYB5	---	---	.054
2003		CNG	---	---	---	---	3026	RS7PYB4	---	---	.044

¹Electrical overload voids warranty



Year	Engine VIN	Notes	CHAMPION Iridium		Double Platinum		Platinum Power		Copper Plus		Gap
			Stk #	Plug Type	Stk #	Plug Type	Stk #	Plug Type	Stk #	Plug Type	
FORD (cont)											
E-450 SUPER DUTY (cont)											
5.4L V8, 330 CID (cont)											
		GAS	9204	RS12WYPB4	7963	RS12PYPB5	---	---	---	---	.054
6.0L V8, 363 CID											
2010-2009		DIESEL	---	---	---	---	---	---	194 ¹	CH243	
2007-2004		DIESEL	---	---	---	---	---	---	194 ¹	CH243	
6.8L V10, 415 CID											
2014-2010			---	---	---	---	3026	RS7PYB4	---	---	.044
2009-2003			---	---	---	---	3066	RS7PYB5	---	---	.054
7.3L V8, 445 CID											
2003		DIESEL	---	---	---	---	---	---	190 ¹	CH237	
E-450 SUPER DUTY STRIPPED CHASSIS											
5.4L V8, 330 CID											
2003		GAS	---	---	---	---	3066	RS7PYB5	---	---	.044
6.8L V10, 415 CID											
2003			---	---	---	---	3066	RS7PYB5	---	---	.054
7.3L V8, 445 CID											
2003		DIESEL	---	---	---	---	---	---	190 ¹	CH237	
E-550 ECONOLINE SUPER DUTY											
6.8L V10, 415 CID											
2002			---	---	---	---	3066	RS7PYB5	---	---	.054
7.3L V8, 445 CID											
2002		DIESEL	---	---	---	---	---	---	190 ¹	CH237	
E-550 SUPER DUTY											
6.8L V10, 415 CID											
2003			---	---	---	---	3066	RS7PYB5	---	---	.054
7.3L V8, 445 CID											
2003		DIESEL	---	---	---	---	---	---	190 ¹	CH237	
ECONOLINE											
3.9L L6, 240 CID											
1967			---	---	---	---	---	---	21	RF14YC	.036
ECONOLINE SUPER DUTY											
5.4L V8, 330 CID											
1999		CNG	---	---	---	---	3026	RS7PYB4	---	---	.044
1998			9204	RS12WYPB4	7963	RS12PYPB5	3401	RS10PYC4	401	RS12YC	.054
1997			9204	RS12WYPB4	7963	RS12PYPB5	3401	RS10PYC4	401	RS12YC	.054
5.8L V8, 351 CID											
1996			---	---	7018	RV17PMP4	3018	RV17PMC4	406	RV12YC	.044
6.8L V10, 415 CID											
1999-1998			9204	RS12WYPB4	7963	RS12PYPB5	3401	RS10PYC4	401	RS12YC	.054
1997			9204	RS12WYPB4	7963	RS12PYPB5	3401	RS10PYC4	401	RS12YC	.054
7.3L V8, 445 CID											
1999-1996		DIESEL	---	---	---	---	---	---	190 ¹	CH237	
7.5L V8, 460 CID											
1996			---	---	7018	RV17PMP4	3018	RV17PMC4	18	RV15YC4	.044
EDGE											
2.0L L4, 122 CID											
2014-2012			9016	RES8WYPB3	7004	RES9PYP4	---	---	---	---	.029
3.5L V6, 213 CID											
2014-2007			9901	RE10WYPB5	7437	RES11PYP5	3017	RES8PYB5	---	---	.054
3.7L V6, 227 CID											
2014-2011			9901	RE10WYPB5	7437	RES11PYP5	---	---	---	---	.054
			---	---	---	---	3017	RES8PYB5	---	---	.054
ELITE											
5.8L V8, 351 CID											
1976-1975			---	---	---	---	3018	RV17PMC4	18	RV15YC4	.044
6.6L V8, 400 CID											
1976			---	---	---	---	3025	RV19PMC	25	RV17YC	.044

¹Electrical overload voids warranty



Year	Engine	Notes	CHAMPION	Iridium		Double Platinum		Platinum Power		Copper Plus		Gap
	VIN		Stk #	Plug Type	Stk #	Plug Type	Stk #	Plug Type	Stk #	Plug Type		
FORD (cont)												
ELITE (cont)												
6.6L V8, 400 CID (cont)												
1975			---	---	---	---	---	3025	RV19PMC	25	RV17YC	.024
7.5L V8, 460 CID												
1976-1975			---	---	7018	RV17PMP4	3018	RV17PMC4	18	RV15YC4		.044
ESCAPE												
1.6L L4, 98 CID												
2015-2013			9016	RES8WYPB3	7032	RE10PMPB5	3032	RE10PMC5	---	---		.030
2.0L L4, 121 CID												
2004-2001			9300	RES12WYPB4	7981	RE14PYPB4	---	---	---	---		.050
2.0L L4, 122 CID												
2015-2013			9016	RES8WYPB3	7004	RES9PYP4	---	---	---	---		.029
2.3L L4, 140 CID												
2008-2005			9204	RS12WYPB4	7963	RS12PYPB5	---	---	---	---		.050
2.5L L4, 152 CID												
2015-2009			9300	RES12WYPB4	7437	RES11PYP5	---	---	---	---		.050
3.0L V6, 182 CID												
2005			9204	RS12WYPB4	7963	RS12PYPB5	---	---	401	RS12YC		.054
2004-2001			9204	RS12WYPB4	7963	RS12PYPB5	---	---	401	RS12YC		.054
3.0L V6, 183 CID												
2012-2009			9204	RS12WYPB4	7963	RS12PYPB5	---	---	401	RS12YC		.048
2008-2007			---	---	7963	RS12PYPB5	3013	RS14PYC6	401	RS12YC		.054
2006			9204	RS12WYPB4	---	---	---	---	---	---		.054
			---	---	7963	RS12PYPB5	---	---	401	RS12YC		.054
ESCORT												
1.6L L4, 98 CID												
1985-1984	5	FI Nat. Asp.	9200	RS10ZWYPB5	7200	RS10ZPYPB5	---	---	403	RS10LC		.044
		Turbo	---	---	---	---	3026	RS7PYB4	304	RS9YC		.044
		CARB Nat. Asp.	9402	RS14WLPB6	7407	RS14ZPYPB	3407	RS14ZPYC5	407	RS14LC		.044
1983		CARB	9204	RS12WYPB4	7963	RS12PYPB5	3401	RS10PYC4	401	RS12YC		.044
		FI	9200	RS10ZWYPB5	7200	RS10ZPYPB5	---	---	403	RS10LC		.044
1982		Tapered Seat Heads	9204	RS12WYPB4	7963	RS12PYPB5	3401	RS10PYC4	401	RS12YC		.044
1981		Gasket Seat Heads	9201	RC12WYPB4	7071	RC12PYP	3071	RC12PYC	431	RC14YC		.044
1.8L L4, 112 CID												
1996-1991			9201	RC12WYPB4	7071	RC12PYP	3071	RC12PYC	71	RC12YC		.044
1.9L L4, 116 CID												
1996-1991			---	---	---	---	---	3024	RS10ZPYB4	---	---	.054
1990-1985			9402	RS14WLPB6	7407	RS14ZPYPB	3407	RS14ZPYC5	407	RS14LC		.044
2.0L L4, 121 CID												
2003			9901	RE10WYPB5	7437	RES11PYP5	---	---	---	---		.050
2002-1998		DOHC	9901	RE10WYPB5	7437	RES11PYP5	---	---	---	---		.050
		SOHC	---	---	---	---	3024	RS10ZPYB4	---	---		.054
1997			---	---	---	---	3024	RS10ZPYB4	---	---		.054
EXCURSION												
5.4L V8, 330 CID												
2005-2002	L	GAS	---	---	---	---	---	3066	RS7PYB5	---	---	.054
2001-2000			9204	RS12WYPB4	7963	RS12PYPB5	3401	RS10PYC4	401	RS12YC		.054
6.0L V8, 363 CID												
2005-2003		DIESEL	---	---	---	---	---	---	194 ¹	CH243		
6.8L V10, 415 CID												
2005-2002			---	---	---	---	---	3066	RS7PYB5	---	---	.054
2001-2000			9204	RS12WYPB4	7963	RS12PYPB5	3401	RS10PYC4	401	RS12YC		.054
7.3L V8, 445 CID												
2003-2000		DIESEL	---	---	---	---	---	---	190 ¹	CH237		
EXP												
1.6L L4, 98 CID												
1985		Nat. Asp.	9402	RS14WLPB6	7407	RS14ZPYPB	3407	RS14ZPYC5	407	RS14LC		.044
		Turbo	---	---	---	---	3026	RS7PYB4	304	RS9YC		.044
1984		Nat. Asp.	---	---	---	---	3407	RS14ZPYC5	---	---		.044

¹Electrical overload voids warranty



Year	Engine VIN	Notes	Iridium		Double Platinum		Platinum Power		Copper Plus		Gap
			Stk #	Plug Type	Stk #	Plug Type	Stk #	Plug Type	Stk #	Plug Type	
FORD (cont)											
EXP (cont)											
1.6L L4, 98 CID (cont)											
		Turbo	---	---	---	---	3026	RS7PYB4	304	RS9YC	.044
		CARB Nat. Asp.	9402	RS14WLPB6	7407	RS14ZPYPB	---	---	407	RS14LC	.044
		FI Nat. Asp.	9200	RS10ZWYPB5	7200	RS10ZPYPB5	---	---	403	RS10LC	.054
1983		CARB	9204	RS12WYPB4	7963	RS12PYPB5	3401	RS10PYC4	401	RS12YC	.044
		FI	9200	RS10ZWYPB5	7200	RS10ZPYPB5	---	---	403	RS10LC	.044
1982		Gasket Seat Heads	9201	RC12WYPB4	7071	RC12PYP	3071	RC12PYC	431	RC14YC	.044
		Tapered Seat Heads	9204	RS12WYPB4	7963	RS12PYPB5	---	---	401	RS12YC	.044
1.9L L4, 116 CID											
1988			9402	RS14WLPB6	7407	RS14ZPYPB	3407	RS14ZPYC5	407	RS14LC	.044
1987-1986	9		9402	RS14WLPB6	7407	RS14ZPYPB	3407	RS14ZPYC5	407	RS14LC	.044
	J		9402	RS14WLPB6	7200	RS10ZPYPB5	---	---	403	RS10LC	.044
EXPEDITION											
4.6L V8, 281 CID											
2004-1997			9204	RS12WYPB4	7963	RS12PYPB5	3401	RS10PYC4	401	RS12YC	.054
5.4L V8, 330 CID											
2014-2009			---	---	7406	RET9ZPMPB	---	---	---	---	.040
			9406	RET8ZWMPB4	---	---	---	---	---	---	.044
2008		Early Design 16mm threads above seat	---	---	7989⁴	---	---	---	---	---	.044
		Late Design 12mm threads below seat	9406	RET8ZWMPB4	7406	RET9ZPMPB	---	---	---	---	.044
2007-2005			---	---	7989⁴	---	---	---	---	---	.044
2004			9204	RS12WYPB4	7963	RS12PYPB5	3401	RS10PYC4	401	RS12YC	.054
2003-2000			9204	RS12WYPB4	7963	RS12PYPB5	3401	RS10PYC4	401	RS12YC	.054
1999-1998			9204	RS12WYPB4	7963	RS12PYPB5	3401	RS10PYC4	401	RS12YC	.054
1997			9204	RS12WYPB4	7963	RS12PYPB5	3401	RS10PYC4	401	RS12YC	.054
EXPLORER											
2.0L L4, 122 CID											
2015-2012			9016	RES8WYPB3	7004	RES9PYP4	---	---	---	---	.029
3.5L V6, 213 CID											
2015-2014		Nat. Asp.	9901	RE10WYPB5	---	---	3032	RE10PMC5	---	---	.051
		Turbo	9016	RES8WYPB3	7004	RES9PYP4	---	---	---	---	.035
2013		Nat. Asp.	9901	RE10WYPB5	---	---	3032	RE10PMC5	---	---	.051
		Turbo	9016	RES8WYPB3	7004	RES9PYP4	---	---	---	---	.035
2012-2011			9901	RE10WYPB5	7004	RES9PYP4	3032	RE10PMC5	---	---	.051
4.0L V6, 245 CID											
2010-2006			9200	RS10ZWYPB5	7200	RS10ZPYPB5	---	---	403	RS10LC	.054
2005-1997			---	---	---	---	3026	RS7PYB4	---	---	.054
			9204	RS12WYPB4	7963	RS12PYPB5	---	---	401	RS12YC	.054
1996-1991			9404	RS14WYPB5	7940	RS14PYPB5	3013	RS14PYC6	13	RS14YC6	.054
4.6L V8, 281 CID											
2010-2009			---	---	7406	RET9ZPMPB	---	---	---	---	.040
			9406	RET8ZWMPB4	---	---	---	---	---	---	.045
2008		Early Design 16mm threads above seat	---	---	7989⁴	---	---	---	---	---	.045
		Late Design 12mm threads below seat	---	---	7406	RET9ZPMPB	---	---	---	---	.044
		Late Design 12mm threads below seat	9406	RET8ZWMPB4	---	---	---	---	---	---	.045
2007-2006			---	---	7989⁴	---	---	---	---	---	.045
2005-2002			9204	RS12WYPB4	7963	RS12PYPB5	3401	RS10PYC4	401	RS12YC	.054
5.0L V8, 302 CID											
2001-1996			9404	RS14WYPB5	7940	RS14PYPB5	3013	RS14PYC6	13	RS14YC6	.054
EXPLORER SPORT TRAC											
4.0L V6, 245 CID											
2010-2007			9200	RS10ZWYPB5	7200	RS10ZPYPB5	---	---	403	RS10LC	.054
2005-2001			9204	RS12WYPB4	7963	RS12PYPB5	3026	RS7PYB4	401	RS12YC	.054

⁴Enhanced over OE Design; One piece shell; Uses standard 5/8" hex plug socket



Year	Engine	Notes	CHAMPION Iridium		Double Platinum		Platinum Power		Copper Plus		Gap
	VIN		Stk #	Plug Type	Stk #	Plug Type	Stk #	Plug Type	Stk #	Plug Type	
FORD (cont)											
EXPLORER SPORT TRAC											
4.6L V8, 281 CID											
2010-2009			---	---	7406	RET9ZPMPB	---	---	---	---	.040
			9406	RET8ZWMPB4	---	---	---	---	---	---	.044
2008		Early Design 16mm threads above seat	---	---	7989 ⁴	---	---	---	---	---	.044
		Late Design 12mm threads below seat	9406	RET8ZWMPB4	7406	RET9ZPMPB	---	---	---	---	.044
2007			---	---	7989 ⁴	---	---	---	---	---	.044
F SUPER DUTY											
7.3L V8, 445 CID											
1997-1995		DIESEL	---	---	---	---	---	---	190 ¹	CH237	
1994-1988		DIESEL	---	---	---	---	---	---	184 ¹	CH84	
7.5L V8, 460 CID											
1997-1991			---	---	7018	RV17PMP4	3018	RV17PMC4	18	RV15YC4	.044
1990			---	---	7018	RV17PMP4	3018	RV17PMC4	18	RV15YC4	.036
1989-1988			---	---	7018	RV17PMP4	3018	RV17PMC4	18	RV15YC4	.044
F-100											
3.8L V6, 232 CID											
1983			9404	RS14WYPB5	7408	RS14PYPB	3408	RS10PYC	408	RS14YC	.044
1982			9201	RC12WYPB4	7071	RC12PYP	3071	RC12PYC	431	RC14YC	.044
3.9L L6, 240 CID											
1975			---	---	---	---	---	---	11	RF18YC	.036
4.2L V8, 255 CID											
1982-1981			---	---	---	---	3025	RV19PMC	25	RV17YC	.044
4.9L L6, 300 CID											
1983-1978			---	---	---	---	---	---	11	RF18YC	.044
1977-1975			---	---	---	---	---	---	11	RF18YC	.036
5.0L V8, 302 CID											
1983-1975			---	---	---	---	3025	RV19PMC	25	RV17YC	.044
5.8L V8, 351 CID											
1981			---	---	---	---	3018	RV17PMC4	18	RV15YC4	.044
1979-1977			---	---	---	---	3018	RV17PMC4	18	RV15YC4	.044
5.9L V8, 360 CID											
1976-1975			---	---	---	---	---	---	21	RF14YC	.044
6.4L V8, 390 CID											
1976-1975			---	---	---	---	---	---	21	RF14YC	.044
6.6L V8, 400 CID											
1979-1977			---	---	---	---	3025	RV19PMC	25	RV17YC	.044
7.5L V8, 460 CID											
1979			---	---	7018	RV17PMP4	3018	RV17PMC4	18	RV15YC4	.044
1977-1975			---	---	7018	RV17PMP4	3018	RV17PMC4	18	RV15YC4	.044
F-100 PICKUP											
3.9L L6, 240 CID											
1974-1972			---	---	---	---	---	---	11	RF18YC	.036
1971-1967			---	---	---	---	---	---	21	RF14YC	.036
4.9L L6, 300 CID											
1974-1967			---	---	---	---	---	---	11	RF18YC	.036
5.0L V8, 302 CID											
1974-1972			---	---	---	---	---	---	11	RF18YC	.036
1971-1969			---	---	---	---	---	---	21	RF14YC	.024
5.8L V8, 352 CID											
1967			---	---	---	---	---	---	21	RF14YC	.036
5.9L V8, 360 CID											
1974			---	---	---	---	---	---	21	RF14YC	.044
1973-1968			---	---	---	---	---	---	21	RF14YC	.036
6.4L V8, 390 CID											
1974			---	---	---	---	---	---	21	RF14YC	.044
1973-1971			---	---	---	---	---	---	21	RF14YC	.036
1970-1968			---	---	---	---	---	---	22	RF11YC	.036

¹Electrical overload voids warranty; ⁴Enhanced over OE Design; One piece shell; Uses standard 5/8" hex plug socket



Year	Engine VIN	Notes	Iridium		Double Platinum		Platinum Power		Copper Plus		Gap
			Stk #	Plug Type	Stk #	Plug Type	Stk #	Plug Type	Stk #	Plug Type	
FORD (cont)											
F-100 PICKUP											
7.5L V8, 460 CID											
1974-1973			---	---	7018	RV17PMP4	3018	RV17PMC4	18	RV15YC4	.044
F-150											
3.5L V6, 213 CID											
2015-2013			9016	RES8WYPB3	7004	RES9PYP4	---	---	---	---	.032
2012-2011			9016	RES8WYPB3	7004	RES9PYP4	---	---	---	---	.032
3.7L V6, 227 CID											
2014-2011			9901	RE10WYPB5	7437	RES11PYP5	3032	RE10PMC5	---	---	.050
3.9L L6, 240 CID											
1976-1975			---	---	---	---	---	---	11	RF18YC	.036
4.2L V6, 256 CID											
2008-2005			---	---	7200	RS10ZPYPB5	3024	RS10ZPYB4	---	---	.054
2003-1998			---	---	7200	RS10ZPYPB5	3024	RS10ZPYB4	---	---	.054
1997			9404	RS14WYPB5	7940	RS14PYPB5	3013	RS14PYC6	13	RS14YC6	.054
4.6L V8, 281 CID											
2010-2009	8		9406	RET8ZWMPB4	7406	RET9ZPMPB	---	---	---	---	.041
	W		9808	RS8WYPB5	7304	RS9PYP4	---	---	304	RS9YC	.054
2008			9808	RS8WYPB5	7304	RS9PYP4	---	---	304	RS9YC	.054
2007-1997			9204	RS12WYPB4	7963	RS12PYPB5	3401	RS10PYC4	401	RS12YC	.054
4.9L L6, 300 CID											
1996-1987			---	---	---	---	---	---	130	RF14LC	.044
1986-1978			---	---	---	---	---	---	11	RF18YC	.044
1977-1975			---	---	---	---	---	---	11	RF18YC	.036
5.0L V8, 302 CID											
2015-2011			9901	RE10WYPB5	7437	RES11PYP5	3032	RE10PMC5	---	---	.051
1996			---	---	7018	RV17PMP4	3018	RV17PMC4	18	RV15YC4	.044
1995-1986			---	---	7018	RV17PMP4	3018	RV17PMC4	18	RV15YC4	.044
1985	F	CARB	---	---	---	---	3025	RV19PMC	25	RV17YC	.044
	N	FI	---	---	7018	RV17PMP4	3018	RV17PMC4	18	RV15YC4	.044
1984-1975			---	---	---	---	3025	RV19PMC	25	RV17YC	.044
5.4L V8, 330 CID											
2010-2009			9406	RET8ZWMPB4	7406	RET9ZPMPB	---	---	---	---	.042
2008		Early Design 16mm threads above seat	---	---	7989 ⁴	---	---	---	---	---	.044
		Late Design 12mm threads below seat	9406	RET8ZWMPB4	7406	RET9ZPMPB	---	---	---	---	.044
2007-2004			---	---	7989 ⁴	---	---	---	---	---	.044
2003		Nat. Asp. BI-FUEL	9204	RS12WYPB4	7963	RS12PYPB5	3408	RS10PYC	401	RS12YC	.054
		Nat. Asp. CNG	9204	RS12WYPB4	7401	RS12PYP	3408	RS10PYC	---	---	.044
		Nat. Asp. GAS	9204	RS12WYPB4	7963	RS12PYPB5	3408	RS10PYC	401	RS12YC	.054
		Nat. Asp.	---	---	---	---	3408	RS10PYC	---	---	.054
		Supercharged	---	---	---	---	3408	RS10PYC	304	RS9YC	.054
2002-2000		Nat. Asp. BI-FUEL	9204	RS12WYPB4	7963	RS12PYPB5	3408	RS10PYC	401	RS12YC	.054
		Nat. Asp. CNG	9204	RS12WYPB4	7401	RS12PYP	3408	RS10PYC	---	---	.044
		Nat. Asp. GAS	9204	RS12WYPB4	7963	RS12PYPB5	3408	RS10PYC	401	RS12YC	.054
		Supercharged	---	---	---	---	3408	RS10PYC	304	RS9YC	.054
1999		Nat. Asp. BI-FUEL	9204	RS12WYPB4	7963	RS12PYPB5	3401	RS10PYC4	401	RS12YC	.044
		Nat. Asp. GAS	9204	RS12WYPB4	7963	RS12PYPB5	3401	RS10PYC4	401	RS12YC	.054
		Supercharged	---	---	---	---	3026	RS7PYB4	304	RS9YC	.054
1998		BI-FUEL	9204	RS12WYPB4	7963	RS12PYPB5	3401	RS10PYC4	401	RS12YC	.044
		CNG	9204	RS12WYPB4	7963	RS12PYPB5	3401	RS10PYC4	401	RS12YC	.044
		GAS	9204	RS12WYPB4	7963	RS12PYPB5	3401	RS10PYC4	401	RS12YC	.054
1997			9204	RS12WYPB4	7963	RS12PYPB5	3401	RS10PYC4	401	RS12YC	.054
5.8L V8, 351 CID											
1996			---	---	7018	RV17PMP4	3018	RV17PMC4	18	RV15YC4	.044
1995-1994	H		---	---	7018	RV17PMP4	3018	RV17PMC4	18	RV15YC4	.044
	R		9404	RS14WYPB5	7408	RS14PYPB	3408	RS10PYC	408	RS14YC	.044
1993	H		---	---	7018	RV17PMP4	3018	RV17PMC4	406	RV12YC	.044
	R		9404	RS14WYPB5	7408	RS14PYPB	3408	RS10PYC	408	RS14YC	.044
1992-1986			---	---	7018	RV17PMP4	3018	RV17PMC4	406	RV12YC	.044

⁴Enhanced over OE Design; One piece shell; Uses standard 5/8" hex plug socket



Year	Engine	Notes	Iridium		Double Platinum		Platinum Power		Copper Plus		Gap
	VIN		Stk #	Plug Type	Stk #	Plug Type	Stk #	Plug Type	Stk #	Plug Type	
FORD (cont)											
F-150 (cont)											
5.8L V8, 351 CID (cont)											
1985			---	---	---	---	3018	RV17PMC4	406	RV12YC	.044
1984-1977			---	---	---	---	3018	RV17PMC4	18	RV15YC4	.044
5.9L V8, 360 CID											
1976-1975			---	---	---	---	---	---	21	RF14YC	.044
6.2L V8, 379 CID											
2014-2010			9901	RE10WYPB5	7004	RES9PYP4	3017	RES8PYB5	---	---	.044
6.4L V8, 390 CID											
1976-1975			---	---	---	---	---	---	21	RF14YC	.044
6.6L V8, 400 CID											
1979-1977			---	---	---	---	3025	RV19PMC	25	RV17YC	.044
6.9L V8, 420 CID											
1984		DIESEL	---	---	---	---	---	---	180 ¹	CH80	
7.5L V8, 460 CID											
1979	A		---	---	---	---	3025	RV19PMC	25	RV17YC	.044
	J		---	---	7018	RV17PMP4	3018	RV17PMC4	18	RV15YC4	.044
1978-1975			---	---	7018	RV17PMP4	3018	RV17PMC4	18	RV15YC4	.044
F-150 HERITAGE											
4.2L V6, 256 CID											
2004			---	---	---	---	3024	RS10ZPYB4	---	---	.054
4.6L V8, 281 CID											
2004			9204	RS12WYPB4	7963	RS12PYPB5	---	---	---	---	.054
5.4L V8, 330 CID											
2004	3	Supercharged	---	---	---	---	---	---	304	RS9YC	.044
	Z	BI-FUEL	---	---	---	---	3066	RS7PYB5	---	---	.054
		Nat. Asp.	---	---	---	---	3026	RS7PYB4	---	---	.044
		Supercharged	---	---	---	---	3026	RS7PYB4	---	---	.044
F-250											
4.6L V8, 281 CID											
1999-1997			9204	RS12WYPB4	7963	RS12PYPB5	3401	RS10PYC4	401	RS12YC	.054
4.9L L6, 300 CID											
1996-1987			---	---	---	---	---	---	130	RF14LC	.044
1986-1978			---	---	---	---	---	---	11	RF18YC	.044
1977-1975			---	---	---	---	---	---	11	RF18YC	.036
5.0L V8, 302 CID											
1996			---	---	7018	RV17PMP4	3018	RV17PMC4	18	RV15YC4	.044
1995-1986			---	---	7018	RV17PMP4	3018	RV17PMC4	18	RV15YC4	.044
1985	F	CARB	---	---	---	---	3025	RV19PMC	25	RV17YC	.044
	N	FI	---	---	7018	RV17PMP4	3018	RV17PMC4	18	RV15YC4	.044
1984-1975			---	---	---	---	3025	RV19PMC	25	RV17YC	.044
5.4L V8, 330 CID											
1999		BI-FUEL	9204	RS12WYPB4	---	---	---	---	---	---	.044
		CNG	---	---	---	---	3026	RS7PYB4	---	---	.044
		GAS	9204	RS12WYPB4	7963	RS12PYPB5	3401	RS10PYC4	401	RS12YC	.054
1998		BI-FUEL	9204	RS12WYPB4	7963	RS12PYPB5	3401	RS10PYC4	401	RS12YC	.054
		CNG	---	---	---	---	3026	RS7PYB4	---	---	.044
		GAS	9204	RS12WYPB4	7963	RS12PYPB5	3401	RS10PYC4	401	RS12YC	.054
1997		CNG	---	---	---	---	3026	RS7PYB4	---	---	.044
		GAS	9204	RS12WYPB4	7963	RS12PYPB5	3401	RS10PYC4	401	RS12YC	.054
5.8L V8, 351 CID											
1997-1996			---	---	7018	RV17PMP4	3018	RV17PMC4	406	RV12YC	.044
1995-1986			---	---	7018	RV17PMP4	3018	RV17PMC4	406	RV12YC	.044
1985			---	---	---	---	3018	RV17PMC4	406	RV12YC	.044
1984-1982			---	---	---	---	3018	RV17PMC4	18	RV15YC4	.044
1981-1980			---	---	---	---	3018	RV17PMC4	25	RV17YC	.044
1979-1977			---	---	---	---	3018	RV17PMC4	18	RV15YC4	.044
5.9L V8, 360 CID											
1976-1975			---	---	---	---	---	---	21	RF14YC	.044

¹Electrical overload voids warranty



Year	Engine VIN	Notes	Iridium		Double Platinum		Platinum Power		Copper Plus		Gap
			Stk #	Plug Type	Stk #	Plug Type	Stk #	Plug Type	Stk #	Plug Type	
FORD (cont)											
F-250											
6.4L V8, 390 CID											
1976-1975			---	---	---	---	---	---	21	RF14YC	.044
6.6L V8, 400 CID											
1982-1977			---	---	---	---	3025	RV19PMC	25	RV17YC	.044
6.9L V8, 420 CID											
1987		DIESEL	---	---	---	---	---	---	184 ¹	CH84	
1986-1983		DIESEL	---	---	---	---	---	---	180 ¹	CH80	
7.3L V8, 445 CID											
1997-1995		DIESEL	---	---	---	---	---	---	190 ¹	CH237	
1994-1988		DIESEL	---	---	---	---	---	---	184 ¹	CH84	
7.5L V8, 460 CID											
1997-1983			---	---	7018	RV17PMP4	3018	RV17PMC4	18	RV15YC4	.044
1979	A		---	---	---	---	3025	RV19PMC	25	RV17YC	.044
	J		---	---	7018	RV17PMP4	3018	RV17PMC4	18	RV15YC4	.044
1978-1975			---	---	7018	RV17PMP4	3018	RV17PMC4	18	RV15YC4	.044
F-250 PICKUP											
3.9L L6, 240 CID											
1974-1972			---	---	---	---	---	---	11	RF18YC	.036
1971-1967			---	---	---	---	---	---	21	RF14YC	.036
4.9L L6, 300 CID											
1974-1967			---	---	---	---	---	---	11	RF18YC	.036
5.0L V8, 302 CID											
1974-1969			---	---	---	---	---	---	11	RF18YC	.036
5.8L V8, 352 CID											
1967			---	---	---	---	---	---	21	RF14YC	.036
5.9L V8, 360 CID											
1974			---	---	---	---	---	---	21	RF14YC	.044
1973-1968			---	---	---	---	---	---	21	RF14YC	.036
6.4L V8, 390 CID											
1974			---	---	---	---	---	---	21	RF14YC	.044
1973-1971			---	---	---	---	---	---	21	RF14YC	.036
1970-1968			---	---	---	---	---	---	22	RF11YC	.036
7.5L V8, 460 CID											
1974-1973			---	---	7018	RV17PMP4	3018	RV17PMC4	18	RV15YC4	.044
F-250 SUPER DUTY											
5.4L V8, 330 CID											
2010-2009			9406	RET8ZWMPB4	7406	RET9ZPMPB	---	---	---	---	.041
2008		Early Design 16mm threads above seat	---	---	7989 ⁴	---	---	---	---	---	.044
		Late Design 12mm threads below seat	9406	RET8ZWMPB4	7406	RET9ZPMPB	---	---	---	---	.044
2007-2005			---	---	7989 ⁴	---	---	---	---	---	.044
2004-1999			9204	RS12WYPB4	7963	RS12PYPB5	3408	RS10PYC	401	RS12YC	.054
6.0L V8, 363 CID											
2007-2003		DIESEL	---	---	---	---	---	---	194 ¹	CH243	
6.2L V8, 379 CID											
2015-2011			---	---	7004	RES9PYP4	---	---	---	---	.044
			9901	RE10WYPB5	---	---	3017	RES8PYB5	---	---	.044
6.4L V8, 391 CID											
2010-2008			---	---	---	---	---	---	142	---	
6.8L V10, 415 CID											
2010-2009			9406	RET8ZWMPB4	7406	RET9ZPMPB	---	---	---	---	.042
2008		Early Design 16mm threads above seat	---	---	7989 ⁴	---	---	---	---	---	.044
		Late Design 12mm threads below seat	9406	RET8ZWMPB4	7406	RET9ZPMPB	---	---	---	---	.044
2007-2005			---	---	7989 ⁴	---	---	---	---	---	.044
2004-2000			9204	RS12WYPB4	7963	RS12PYPB5	3408	RS10PYC	401	RS12YC	.054
1999			9204	RS12WYPB4	7963	RS12PYPB5	3408	RS10PYC	401	RS12YC	.044

¹Electrical overload voids warranty; ⁴Enhanced over OE Design; One piece shell; Uses standard 5/8" hex plug socket



Year	Engine	Notes	CHAMPION Iridium		Double Platinum		Platinum Power		Copper Plus		Gap
	VIN		Stk #	Plug Type	Stk #	Plug Type	Stk #	Plug Type	Stk #	Plug Type	
FORD (cont)											
F-250 SUPER DUTY											
7.3L V8, 445 CID											
2003-1999		DIESEL	---	---	---	---	---	---	190 ¹	CH237	
F-350											
4.9L L6, 300 CID											
1996-1987			---	---	---	---	---	---	130	RF14LC	.044
1986-1978			---	---	---	---	---	---	11	RF18YC	.044
1977-1975			---	---	---	---	---	---	11	RF18YC	.036
5.0L V8, 302 CID											
1980-1975			---	---	---	---	3025	RV19PMC	25	RV17YC	.044
5.8L V8, 351 CID											
1997-1996			---	---	7018	RV17PMP4	3018	RV17PMC4	406	RV12YC	.044
1995-1986			---	---	7018	RV17PMP4	3018	RV17PMC4	406	RV12YC	.044
1985			---	---	---	---	3018	RV17PMC4	406	RV12YC	.044
1984-1982			---	---	---	---	3018	RV17PMC4	18	RV15YC4	.044
1981-1979			---	---	---	---	3018	RV17PMC4	25	RV17YC	.044
1978-1977			---	---	---	---	3018	RV17PMC4	18	RV15YC4	.044
5.9L V8, 360 CID											
1976-1975			---	---	---	---	---	---	21	RF14YC	.044
6.4L V8, 390 CID											
1976-1975			---	---	---	---	---	---	21	RF14YC	.044
6.6L V8, 400 CID											
1982-1977			---	---	---	---	3025	RV19PMC	25	RV17YC	.044
6.9L V8, 420 CID											
1987		DIESEL	---	---	---	---	---	---	184 ¹	CH84	
1986-1983		DIESEL	---	---	---	---	---	---	180 ¹	CH80	
7.3L V8, 445 CID											
1997-1995		DIESEL	---	---	---	---	---	---	190 ¹	CH237	
1994-1988		DIESEL	---	---	---	---	---	---	184 ¹	CH84	
7.5L V8, 460 CID											
1997-1983			---	---	7018	RV17PMP4	3018	RV17PMC4	18	RV15YC4	.044
1979-1975			---	---	7018	RV17PMP4	3018	RV17PMC4	18	RV15YC4	.044
F-350 PICKUP											
3.9L L6, 240 CID											
1974-1972			---	---	---	---	---	---	11	RF18YC	.036
1971-1967			---	---	---	---	---	---	21	RF14YC	.036
4.9L L6, 300 CID											
1974-1967			---	---	---	---	---	---	11	RF18YC	.036
5.0L V8, 302 CID											
1974-1972			---	---	---	---	---	---	11	RF18YC	.036
5.8L V8, 352 CID											
1967			---	---	---	---	---	---	21	RF14YC	.036
5.9L V8, 360 CID											
1974			---	---	---	---	---	---	21	RF14YC	.044
1973-1968			---	---	---	---	---	---	21	RF14YC	.036
6.4L V8, 390 CID											
1974			---	---	---	---	---	---	21	RF14YC	.044
1973-1971			---	---	---	---	---	---	21	RF14YC	.036
1970-1968			---	---	---	---	---	---	22	RF11YC	.036
7.5L V8, 460 CID											
1974-1973			---	---	7018	RV17PMP4	3018	RV17PMC4	18	RV15YC4	.044
F-350 SUPER DUTY											
5.4L V8, 330 CID											
2010-2009			9406	RET8ZWMPB4	7406	RET9ZPMPB	---	---	---	---	.041
2008		Early Design 16mm threads above seat	---	---	7989 ⁴	---	---	---	---	---	.044
		Late Design 12mm threads below seat	9406	RET8ZWMPB4	7406	RET9ZPMPB	---	---	---	---	.044
2007-2005			---	---	7989 ⁴	---	---	---	---	---	.044
2004-2002			9204	RS12WYPB4	7963	RS12PYPB5	3408	RS10PYC	401	RS12YC	.054

¹Electrical overload voids warranty; ⁴Enhanced over OE Design; One piece shell; Uses standard 5/8" hex plug socket



Year	Engine VIN	Notes	Iridium		Double Platinum		Platinum Power		Copper Plus		Gap
			Stk #	Plug Type	Stk #	Plug Type	Stk #	Plug Type	Stk #	Plug Type	
FORD (cont)											
F-350 SUPER DUTY (cont)											
5.4L V8, 330 CID (cont)											
2001-2000			9204	RS12WYPB4	7963	RS12PYPB5	3408	RS10PYC	401	RS12YC	.054
1999			9204	RS12WYPB4	7963	RS12PYPB5	3408	RS10PYC	401	RS12YC	.054
6.0L V8, 363 CID											
2007-2003		DIESEL	---	---	---	---	---	---	194¹	CH243	
6.2L V8, 379 CID											
2015-2011			---	---	7004	RES9PYP4	---	---	---	---	.044
			9901	RE10WYPB5	---	---	3017	RES8PYB5	---	---	.044
6.4L V8, 391 CID											
2010-2008			---	---	---	---	---	---	142	---	
6.8L V10, 415 CID											
2010			9406	RET8ZWMPB4	7406	RET9ZPMPB	---	---	---	---	.041
2009		Late Design 12mm threads below seat	---	---	7406	RET9ZPMPB	---	---	---	---	.041
			9406	RET8ZWMPB4	---	---	---	---	---	---	.041
2008		Early Design 16mm threads above seat	---	---	7989⁴	---	---	---	---	---	.044
		Late Design 12mm threads below seat	9406	RET8ZWMPB4	7406	RET9ZPMPB	---	---	---	---	.044
2007-2005			---	---	7989⁴	---	---	---	---	---	.044
2004-1999			9204	RS12WYPB4	7963	RS12PYPB5	3408	RS10PYC	401	RS12YC	.054
7.3L V8, 445 CID											
2003-1999		DIESEL	---	---	---	---	---	---	190¹	CH237	
F-450 SUPER DUTY											
6.0L V8, 363 CID											
2007-2003		DIESEL	---	---	---	---	---	---	194¹	CH243	
6.4L V8, 391 CID											
2010-2008			---	---	---	---	---	---	142	---	
6.8L V10, 415 CID											
2015-2010			9406	RET8ZWMPB4	7406	RET9ZPMPB	---	---	---	---	.041
2008		Early Design 16mm threads above seat	---	---	7989⁴	---	---	---	---	---	.044
		Late Design 12mm threads below seat	9406	RET8ZWMPB4	7406	RET9ZPMPB	---	---	---	---	.044
2007-2005			---	---	7989⁴	---	---	---	---	---	.044
2004-1999			9204	RS12WYPB4	7963	RS12PYPB5	3408	RS10PYC	401	RS12YC	.054
7.3L V8, 445 CID											
2003-1999		DIESEL	---	---	---	---	---	---	190¹	CH237	
F-500											
5.4L V8, 330 CID											
1977-1975			---	---	---	---	---	---	129	RF10C	.024
5.9L V8, 360 CID											
1977-1975			---	---	---	---	---	---	21	RF14YC	.024
6.4L V8, 390 CID											
1977			---	---	---	---	3025	RV19PMC	25	RV17YC	.024
1976-1975			---	---	---	---	---	---	21	RF14YC	.024
F-550 SUPER DUTY											
6.0L V8, 363 CID											
2007-2003		DIESEL	---	---	---	---	---	---	194¹	CH243	
6.4L V8, 391 CID											
2010-2008			---	---	---	---	---	---	142	---	
6.8L V10, 415 CID											
2014-2011			---	---	7406	RET9ZPMPB	---	---	---	---	.040
			9406	RET8ZWMPB4	---	---	---	---	---	---	.044
2010-2009			9406	RET8ZWMPB4	7406	RET9ZPMPB	---	---	---	---	.042
2008		Early Design 16mm threads above seat	---	---	7989⁴	---	---	---	---	---	.044
		Late Design 12mm threads below seat	9406	RET8ZWMPB4	---	---	---	---	---	---	.044

¹Electrical overload voids warranty; ⁴Enhanced over OE Design; One piece shell; Uses standard 5/8" hex plug socket



Year	Engine	Notes	CHAMPION Iridium		Double Platinum		Platinum Power		Copper Plus		Gap
	VIN		Stk #	Plug Type	Stk #	Plug Type	Stk #	Plug Type	Stk #	Plug Type	
FORD (cont)											
F-550 SUPER DUTY (cont)											
6.8L V10, 415 CID (cont)											
2007-2005			---	---	7406	RET9ZPMPB	---	---	---	---	.044
2004-1999			---	---	7989 ⁴	---	---	---	---	---	.044
2004-1999			9204	RS12WYPB4	7963	RS12PYPB5	3408	RS10PYC	401	RS12YC	.054
7.3L V8, 445 CID											
2003-1999		DIESEL	---	---	---	---	---	---	190 ¹	CH237	
F53											
6.8L V10, 415 CID											
2014-2011			9406	RET8ZWMPB4	7406	RET9ZPMPB	---	---	---	---	.041
2010-2009			9406	RET8ZWMPB4	7406	RET9ZPMPB	---	---	---	---	.041
2008		Early Design 16mm threads above seat	---	---	7989 ⁴	---	---	---	---	---	.044
		Late Design 12mm threads below seat	9406	RET8ZWMPB4	7406	RET9ZPMPB	---	---	---	---	.044
2007-2005			---	---	7989 ⁴	---	---	---	---	---	.044
2004-1999			---	---	---	---	3066	RS7PYB5	---	---	.054
7.5L V8, 460 CID											
1997-1988			---	---	7018	RV17PMP4	3018	RV17PMC4	18	RV15YC4	.044
F59											
7.3L V8, 445 CID											
1994-1988		DIESEL	---	---	---	---	---	---	184 ¹	CH84	
FAIRLANE											
3.3L L6, 200 CID											
1969-1967			---	---	---	---	---	---	11	RF18YC	.036
4.1L L6, 250 CID											
1970-1969			---	---	---	---	---	---	11	RF18YC	.036
4.7L V8, 289 CID											
1968-1967			---	---	---	---	---	---	22	RF11YC	.036
5.0L V8, 302 CID											
1970-1968			---	---	---	---	---	---	11	RF18YC	.036
5.8L V8, 351 CID											
1970		Cleveland	---	---	---	---	3018	RV17PMC4	18	RV15YC4	.036
		Windsor	---	---	---	---	---	---	21	RF14YC	.036
1969			---	---	---	---	---	---	21	RF14YC	.036
6.4L V8, 390 CID											
1970-1967			---	---	---	---	---	---	22	RF11YC	.036
7.0L V8, 427 CID											
1969-1967			---	---	---	---	---	---	409	RF9YC	.036
7.0L V8, 428 CID											
1970		18mm Heads	---	---	---	---	---	---	409	RF9YC	.036
1969-1968			---	---	---	---	---	---	409	RF9YC	.036
7.0L V8, 429 CID											
1970		14mm Heads	---	---	---	---	---	---	406	RV12YC	.036
FAIRMONT											
2.3L L4, 140 CID											
1983			9402	RS14WLPB6	7407	RS14ZPYPB	3407	RS14ZPYC5	407	RS14LC	.044
1982-1978			9404	RS14WYPB5	7408	RS14PYPB	3408	RS10PYC	408	RS14YC	.036
3.3L L6, 200 CID											
1983-1978			---	---	---	---	---	---	11	RF18YC	.050
4.2L V8, 255 CID											
1982-1980			---	---	---	---	3018	RV17PMC4	25	RV17YC	.050
5.0L V8, 302 CID											
1979-1978			---	---	---	---	3018	RV17PMC4	25	RV17YC	.050
FALCON											
2.8L L6, 170 CID											
1969-1967			---	---	---	---	---	---	11	RF18YC	.036

¹Electrical overload voids warranty; ⁴Enhanced over OE Design; One piece shell; Uses standard 5/8" hex plug socket



Year	Engine VIN	Notes	CHAMPION Iridium		Double Platinum		Platinum Power		Copper Plus		Gap
			Stk #	Plug Type	Stk #	Plug Type	Stk #	Plug Type	Stk #	Plug Type	
FORD (cont)											
FALCON											
3.3L L6, 200 CID											
1970-1967			---	---	---	---	---	---	11	RF18YC	.036
4.1L L6, 250 CID											
1970			---	---	---	---	---	---	11	RF18YC	.036
4.7L V8, 289 CID											
1968-1967			---	---	---	---	---	---	22	RF11YC	.036
5.0L V8, 302 CID											
1970-1969			---	---	---	---	---	---	11	RF18YC	.036
1968			---	---	---	---	---	---	22	RF11YC	.036
5.8L V8, 351 CID											
1970		Cleveland	---	---	---	---	3018	RV17PMC4	18	RV15YC4	.036
		Windsor	---	---	---	---	---	---	14	RJ12YC	.036
1969			---	---	---	---	---	---	14	RJ12YC	.036
7.0L V8, 429 CID											
1970		14mm Heads	---	---	---	---	---	---	406	RV12YC	.036
FESTIVA											
1.3L L4, 1295cc											
1993-1988			9007	RN10WYPB5	7332	RN10PYP4	3322	RN14PMC3	322	RN11YC4	.044
FIESTA											
1.6L L4, 97 CID											
2015-2014		Nat. Asp.	9016	RES8WYPB3	7004	RES9PYP4	---	---	---	---	.030
		Turbo	---	---	7032	RE10PMPB5	3032	RE10PMC5	---	---	.030
2013-2011			9016	RES8WYPB3	7004	RES9PYP4	---	---	---	---	.030
1.6L L4, 98 CID											
1980			9404	RS14WYPB5	7408	RS14PYPB	3408	RS10PYC	408	RS14YC	.036
1979-1978			9404	RS14WYPB5	7940	RS14PYPB5	3013	RS14PYC6	13	RS14YC6	.050
FIVE HUNDRED											
3.0L V6, 183 CID											
2007-2005			9405	RS12WMPB4	7963	RS12PYPB5	---	---	401	RS12YC	.054
FLEX											
3.5L V6, 213 CID											
2015-2013		Nat. Asp.	9901	RE10WYPB5	7437	RES11PYP5	3032	RE10PMC5	---	---	.051
		Turbo	9016	RES8WYPB3	7004	RES9PYP4	---	---	---	---	.035
2012-2011		Nat. Asp.	9901	RE10WYPB5	7437	RES11PYP5	3032	RE10PMC5	---	---	.054
		Turbo	9016	RES8WYPB3	7004	RES9PYP4	---	---	---	---	.035
2010		Nat. Asp.	9901	RE10WYPB5	7004	RES9PYP4	3032	RE10PMC5	---	---	.054
		Turbo	9016	RES8WYPB3	7004	RES9PYP4	---	---	---	---	.035
2009			9901	RE10WYPB5	7437	RES11PYP5	3032	RE10PMC5	---	---	.054
FOCUS											
2.0L L4, 121 CID											
2012			9016	RES8WYPB3	7004	RES9PYP4	---	---	---	---	.035
2011			9204	RS12WYPB4	7963	RS12PYPB5	---	---	401	RS12YC	.051
2010-2006			9204	RS12WYPB4	7304	RS9PYP4	3408	RS10PYC	304	RS9YC	.051
2005			9204	RS12WYPB4	7963	RS12PYPB5	---	---	401	RS12YC	.051
2004-2002	3	DOHC	9300	RES12WYPB4	7981	RE14PYPB4	---	---	---	---	.050
	5	DOHC	9901	RE10WYPB5	7437	RES11PYP5	3032	RE10PMC5	---	---	.050
2001-2000		SOHC	9402	RS14WLPB6	7407	RS14ZPYPB	3024	RS10ZPYB4	407	RS14LC	.054
		DOHC	9300	RES12WYPB4	7981	RE14PYPB4	3032	RE10PMC5	---	---	.050
		SOHC	9402	RS14WLPB6	7407	RS14ZPYPB	3024	RS10ZPYB4	407	RS14LC	.054
2.0L L4, 122 CID											
2014-2013			9016	RES8WYPB3	7004	RES9PYP4	---	---	---	---	.035
2.3L L4, 140 CID											
2007			9204	RS12WYPB4	7963	RS12PYPB5	---	---	304	RS9YC	.051
			---	---	---	---	3408	RS10PYC	---	---	.054
2006-2003			9204	RS12WYPB4	7304	RS9PYP4	---	---	304	RS9YC	.051
			---	---	---	---	3408	RS10PYC	---	---	.054
FREESTAR											
3.9L V6, 238 CID											



Year	Engine	Notes	CHAMPION Iridium		Double Platinum		Platinum Power		Copper Plus		Gap	
	VIN		Stk #	Plug Type	Stk #	Plug Type	Stk #	Plug Type	Stk #	Plug Type		
FORD (cont)												
FREESTAR (cont)												
3.9L V6, 238 CID (cont)												
2007-2004			9405	RS12WMPB4	7963	RS12PYPB5	3401	RS10PYC4	401	RS12YC	.054	
4.2L V6, 256 CID												
2007-2004			9405	RS12WMPB4	7963	RS12PYPB5	3401	RS10PYC4	401	RS12YC	.054	
FREESTYLE												
3.0L V6, 183 CID												
2007-2005			9405	RS12WMPB4	7963	RS12PYPB5	---	---	401	RS12YC	.054	
FUSION												
1.6L L4, 97 CID												
2015-2013			---	---	7032	RE10PMPB5	3032	RE10PMC5	---	---	.029	
			9901	RE10WYPB5	7032	RE10PMPB5	3032	RE10PMC5	---	---	.030	
2.0L L4, 122 CID												
2015-2013		Nat. Asp. ELECTRIC/GAS	---	---	---	---	---	3032	RE10PMC5	---	.051	
		Nat. Asp. ELECTRIC/GAS	9901	RE10WYPB5	7437	RES11PYP5	---	---	---	---	.051	
		Turbo GAS	9016	RES8WYPB3	7004	RES9PYP4	---	---	---	---	.029	
2.3L L4, 140 CID												
2009-2006			---	---	---	---	---	3032	RE10PMC5	---	.050	
			9901	RE10WYPB5	7437	RES11PYP5	---	---	---	---	.050	
2.5L L4, 152 CID												
2015			---	---	---	---	---	3032	RE10PMC5	---	.050	
2014-2013			9901	RE10WYPB5	7437	RES11PYP5	3032	RE10PMC5	---	---	.050	
2012-2011			---	---	---	---	---	3032	RE10PMC5	---	.050	
			9901	RE10WYPB5	7437	RES11PYP5	---	---	---	---	.050	
2010			9901	RE10WYPB5	7437	RES11PYP5	---	---	---	---	.050	
3.0L V6, 183 CID												
2012-2010			9204	RS12WYPB4	7963	RS12PYPB5	---	---	401	RS12YC	.048	
2009-2006			9808	RS8WYPB5	7304	RS9PYP4	3408	RS10PYC	304	RS9YC	.054	
3.5L V6, 213 CID												
2012-2010			9901	RE10WYPB5	7437	RES11PYP5	3017	RES8PYB5	---	---	.054	
GALAXIE												
3.9L L6, 240 CID												
1967			---	---	---	---	---	---	21	RF14YC	.036	
4.7L V8, 289 CID												
1967			---	---	---	---	---	---	22	RF11YC	.036	
5.8L V8, 352 CID												
1967			---	---	---	---	---	---	21	RF14YC	.036	
6.4L V8, 390 CID												
1967			---	---	---	---	---	---	22	RF11YC	.036	
7.0L V8, 427 CID												
1967			---	---	---	---	---	---	409	RF9YC	.036	
7.0L V8, 428 CID												
1967			---	---	---	---	---	---	409	RF9YC	.036	
GALAXIE 500												
3.9L L6, 240 CID												
1972-1967			---	---	---	---	---	---	21	RF14YC	.036	
4.7L V8, 289 CID												
1967			---	---	---	---	---	---	22	RF11YC	.036	
5.0L V8, 302 CID												
1974-1972			---	---	---	---	---	---	22	RF11YC	.036	
1971-1968			---	---	---	---	---	---	11	RF18YC	.036	
5.8L V8, 351 CID												
1974-1970		Cleveland	---	---	---	---	---	3018	RV17PMC4	18	RV15YC4	.036
		Windsor	---	---	---	---	---	---	---	21	RF14YC	.036
1969			---	---	---	---	---	---	21	RF14YC	.036	
6.4L V8, 390 CID												
1971-1967			---	---	---	---	---	---	22	RF11YC	.036	
6.6L V8, 400 CID												
1974			---	---	---	---	---	3018	RV17PMC4	25	RV17YC	.044



Year	Engine VIN	Notes	CHAMPION Iridium		Double Platinum		Platinum Power		Copper Plus		Gap
			Stk #	Plug Type	Stk #	Plug Type	Stk #	Plug Type	Stk #	Plug Type	
FORD (cont)											
GALAXIE 500 (cont)											
6.6L V8, 400 CID (cont)											
1973-1971			---	---	---	---	3018	RV17PMC4	25	RV17YC	.036
7.0L V8, 427 CID											
1968-1967			---	---	---	---	---	---	409	RF9YC	.036
7.0L V8, 428 CID											
1970-1968			---	---	---	---	---	---	409	RF9YC	.036
7.0L V8, 429 CID											
1973	N	GAS	---	---	---	---	3018	RV17PMC4	25	RV17YC	.036
			---	---	---	---	3018	RV17PMC4	25	RV17YC	.036
1972		18mm Heads	---	---	---	---	---	---	21	RF14YC	.036
1971-1970		18mm Heads	---	---	---	---	---	---	22	RF11YC	.036
1969			---	---	---	---	---	---	22	RF11YC	.036
7.5L V8, 460 CID											
1974			---	---	---	---	3018	RV17PMC4	25	RV17YC	.044
1973			---	---	---	---	3018	RV17PMC4	25	RV17YC	.036
1972			---	---	---	---	---	---	22	RF11YC	.036
GRAN TORINO											
4.1L L6, 250 CID											
1974-1972			---	---	---	---	---	---	11	RF18YC	.036
5.0L V8, 302 CID											
1974-1972			---	---	---	---	---	---	11	RF18YC	.036
5.8L V8, 351 CID											
1976-1975			---	---	---	---	3018	RV17PMC4	18	RV15YC4	.044
1974-1972		Cleveland	---	---	---	---	3018	RV17PMC4	18	RV15YC4	.036
		Windsor	---	---	---	---	---	---	14	RJ12YC	.036
6.6L V8, 400 CID											
1976-1974			---	---	---	---	3018	RV17PMC4	25	RV17YC	.044
1973-1972			---	---	---	---	3018	RV17PMC4	25	RV17YC	.036
7.0L V8, 429 CID											
1973	N	GAS	---	---	---	---	3018	RV17PMC4	25	RV17YC	.036
			---	---	---	---	3018	RV17PMC4	25	RV17YC	.036
1972		18mm Heads	---	---	---	---	---	---	21	RF14YC	.036
7.5L V8, 460 CID											
1976-1974			---	---	---	---	3018	RV17PMC4	25	RV17YC	.044
1973			---	---	---	---	3018	RV17PMC4	25	RV17YC	.036
GRANADA											
2.3L L4, 140 CID											
1982-1981			9404	RS14WYPB5	7408	RS14PYPB	3015	RS14PMC4	408	RS14YC	.036
3.3L L6, 200 CID											
1982-1981			---	---	---	---	---	---	11	RF18YC	.050
1977			---	---	---	---	---	---	11	RF18YC	.050
1976-1975			---	---	---	---	---	---	11	RF18YC	.044
3.8L V6, 232 CID											
1982			9201	RC12WYPB4	7071	RC12PYP	3071	RC12PYC	431	RC14YC	.044
4.1L L6, 250 CID											
1980-1977			---	---	---	---	---	---	11	RF18YC	.050
1976-1975			---	---	---	---	---	---	11	RF18YC	.044
4.2L V8, 255 CID											
1981-1980			---	---	---	---	3025	RV19PMC	25	RV17YC	.050
5.0L V8, 302 CID											
1980-1977			---	---	---	---	3018	RV17PMC4	25	RV17YC	.050
1976-1975			---	---	---	---	3018	RV17PMC4	25	RV17YC	.044
5.8L V8, 351 CID											
1977			---	---	---	---	3018	RV17PMC4	18	RV15YC4	.050
1976-1975			---	---	---	---	3018	RV17PMC4	18	RV15YC4	.044
GT											
5.4L V8, 330 CID											
2006-2005			9204	RS12WYPB4	7963	RS12PYPB5	3401	RS10PYC4	401	RS12YC	.044



Year	Engine	Notes	Iridium		Double Platinum		Platinum Power		Copper Plus		Gap
	VIN		Stk #	Plug Type	Stk #	Plug Type	Stk #	Plug Type	Stk #	Plug Type	
FORD (cont)											
GT40											
4.7L V8, 289 CID											
1969-1967			---	---	---	---	---	---	22	RF11YC	.036
7.0L V8, 427 CID											
1969-1967			---	---	---	---	---	---	409	RF9YC	.036
LTD											
2.3L L4, 140 CID											
1986			9402	RS14WLPB6	7407	RS14ZPYPB	3407	RS14ZPYC5	407	RS14LC	.044
1985-1983		GAS	9402	RS14WLPB6	7407	RS14ZPYPB	3407	RS14ZPYC5	407	RS14LC	.044
		LPG	9204	RS12WYPB4	7963	RS12PYPB5	3401	RS10PYC4	401	RS12YC	.036
3.3L L6, 200 CID											
1983			---	---	---	---	---	---	11	RF18YC	.050
3.8L V6, 232 CID											
1986-1984			9402	RS14WLPB6	7407	RS14ZPYPB	3407	RS14ZPYC5	407	RS14LC	.044
1983			9404	RS14WYPB5	7408	RS14PYPB	3408	RS10PYC	408	RS14YC	.044
3.9L L6, 240 CID											
1972			---	---	---	---	---	---	11	RF18YC	.036
1971-1967			---	---	---	---	---	---	21	RF14YC	.036
4.2L V8, 255 CID											
1982-1981			---	---	---	---	3018	RV17PMC4	25	RV17YC	.050
4.7L V8, 289 CID											
1968-1967			---	---	---	---	---	---	22	RF11YC	.036
5.0L V8, 302 CID											
1986			9402	RS14WLPB6	7407	RS14ZPYPB	3407	RS14ZPYC5	407	RS14LC	.050
1985-1977			---	---	---	---	3025	RV19PMC	25	RV17YC	.050
1974-1972			---	---	---	---	---	---	22	RF11YC	.036
1971		D	---	---	---	---	---	---	22	RF11YC	.036
		F	---	---	---	---	---	---	11	RF18YC	.036
1970-1968			---	---	---	---	---	---	11	RF18YC	.036
5.8L V8, 351 CID											
1986-1983			---	---	---	---	3018	RV17PMC4	18	RV15YC4	.044
1982			---	---	---	---	3018	RV17PMC4	406	RV12YC	.044
1981			---	---	---	---	3018	RV17PMC4	18	RV15YC4	.044
1980			---	---	---	---	3018	RV17PMC4	18	RV15YC4	.050
1979-1977			---	---	---	---	3018	RV17PMC4	25	RV17YC	.050
1976-1975			---	---	---	---	3018	RV17PMC4	18	RV15YC4	.044
1974-1970		Cleveland	---	---	---	---	3018	RV17PMC4	18	RV15YC4	.036
		Windsor	---	---	---	---	---	---	21	RF14YC	.036
1969			---	---	---	---	---	---	21	RF14YC	.036
5.8L V8, 352 CID											
1967			---	---	---	---	---	---	21	RF14YC	.036
6.4L V8, 390 CID											
1971-1967			---	---	---	---	---	---	22	RF11YC	.036
6.6L V8, 400 CID											
1978-1977			---	---	---	---	3018	RV17PMC4	25	RV17YC	.050
1976-1974			---	---	---	---	3018	RV17PMC4	25	RV17YC	.044
1973-1971			---	---	---	---	3018	RV17PMC4	25	RV17YC	.036
7.0L V8, 427 CID											
1968-1967			---	---	---	---	---	---	409	RF9YC	.036
7.0L V8, 428 CID											
1970-1967			---	---	---	---	---	---	409	RF9YC	.036
7.0L V8, 429 CID											
1973	N	GAS	---	---	---	---	3018	RV17PMC4	25	RV17YC	.036
			---	---	---	---	3018	RV17PMC4	25	RV17YC	.036
1972		18mm Heads	---	---	---	---	---	---	21	RF14YC	.036
1971-1970		18mm Heads	---	---	---	---	---	---	22	RF11YC	.036
1969			---	---	---	---	---	---	22	RF11YC	.036
7.5L V8, 460 CID											
1978-1977			---	---	---	---	3018	RV17PMC4	25	RV17YC	.050
1976-1974			---	---	---	---	3018	RV17PMC4	25	RV17YC	.044



Year	Engine VIN	Notes	CHAMPION Iridium		Double Platinum		Platinum Power		Copper Plus		Gap
			Stk #	Plug Type	Stk #	Plug Type	Stk #	Plug Type	Stk #	Plug Type	
FORD (cont)											
LTD (cont)											
7.5L V8, 460 CID (cont)											
1973			---	---	---	---	3018	RV17PMC4	25	RV17YC	.036
1972			---	---	---	---	---	---	22	RF11YC	.036
LTD CROWN VICTORIA											
5.0L V8, 302 CID											
1991-1987			9402	RS14WLPB6	7983	RS14PMPB5	3983	RS14PMCB5	407	RS14LC	.050
5.8L V8, 351 CID											
1991-1987			---	---	---	---	---	---	406	RV12YC	.044
LTD II											
5.0L V8, 302 CID											
1979-1977			---	---	---	---	3018	RV17PMC4	25	RV17YC	.050
5.8L V8, 351 CID											
1979-1977			---	---	---	---	3018	RV17PMC4	25	RV17YC	.050
6.6L V8, 400 CID											
1978-1977			---	---	---	---	3018	RV17PMC4	25	RV17YC	.050
M-400											
5.9L V8, 360 CID											
1973-1971			---	---	---	---	---	---	21	RF14YC	.044
6.4L V8, 390 CID											
1973-1972			---	---	---	---	---	---	21	RF14YC	.044
1971			---	---	---	---	---	---	21	RF14YC	.036
M-450											
5.9L V8, 360 CID											
1974			---	---	---	---	---	---	21	RF14YC	.044
6.7L V8, 410 CID											
1974			---	---	---	---	---	---	21	RF14YC	.044
MAVERICK											
2.8L L6, 170 CID											
1972-1969			---	---	---	---	---	---	11	RF18YC	.036
3.3L L6, 200 CID											
1977			---	---	---	---	---	---	11	RF18YC	.050
1976-1974			---	---	---	---	---	---	11	RF18YC	.044
1973-1969			---	---	---	---	---	---	11	RF18YC	.036
4.1L L6, 250 CID											
1977			---	---	---	---	---	---	11	RF18YC	.050
1976-1975			---	---	---	---	---	---	11	RF18YC	.044
1974-1969			---	---	---	---	---	---	11	RF18YC	.036
5.0L V8, 302 CID											
1977			---	---	---	---	3018	RV17PMC4	25	RV17YC	.050
1976-1975			---	---	---	---	3018	RV17PMC4	25	RV17YC	.044
1974-1971			---	---	---	---	---	---	11	RF18YC	.036
MUSTANG											
2.3L L4, 140 CID											
1993-1991		2 PLUGS/CYLINDER	9404	RS14WYPB5	7408	RS14PYPB	3408	RS10PYC	408	RS14YC	.044
1990-1987			9402	RS14WLPB6	7407	RS14ZPYPB	3407	RS14ZPYC5	407	RS14LC	.044
1986		Nat. Asp.	9402	RS14WLPB6	7407	RS14ZPYPB	3407	RS14ZPYC5	407	RS14LC	.044
		Turbo	9404	RS14WYPB5	7408	RS14PYPB	3408	RS10PYC	408	RS14YC	.044
1985-1983		Nat. Asp.	9402	RS14WLPB6	7407	RS14ZPYPB	3407	RS14ZPYC5	407	RS14LC	.044
		Turbo	9404	RS14WYPB5	7408	RS14PYPB	3408	RS10PYC	408	RS14YC	.036
1982-1979			9404	RS14WYPB5	7408	RS14PYPB	3408	RS10PYC	408	RS14YC	.036
2.8L V6, 171 CID											
1979			9404	RS14WYPB5	7408	RS14PYPB	3408	RS10PYC	408	RS14YC	.036
3.3L L6, 200 CID											
1982-1979			---	---	---	---	---	---	11	RF18YC	.050
1970-1967			---	---	---	---	---	---	11	RF18YC	.036
3.7L V6, 227 CID											
2015-2011			9901	RE10WYPB5	7004	RES9PYP4	3017	RES8PYB5	---	---	.052



Year	Engine	Notes	CHAMPION Iridium		Double Platinum		Platinum Power		Copper Plus		Gap
	VIN		Stk #	Plug Type	Stk #	Plug Type	Stk #	Plug Type	Stk #	Plug Type	
FORD (cont)											
MUSTANG											
3.8L V6, 232 CID											
2004-1998			9404	RS14WYPB5	7940	RS14PYPB5	3013	RS14PYC6	13	RS14YC6	.054
1997-1995			9402	RS14WLPB6	7407	RS14ZPYPB	3407	RS14ZPYC5	407	RS14LC	.054
1994			9402	RS14WLPB6	7407	RS14ZPYPB	3407	RS14ZPYC5	407	RS14LC	.054
1986-1985			9402	RS14WLPB6	7407	RS14ZPYPB	3407	RS14ZPYC5	407	RS14LC	.054
1984			9402	RS14WLPB6	7407	RS14ZPYPB	3407	RS14ZPYC5	407	RS14LC	.044
1983			9404	RS14WYPB5	7408	RS14PYPB	3408	RS10PYC	408	RS14YC	.044
3.9L V6, 238 CID											
2004			9404	RS14WYPB5	7940	RS14PYPB5	3013	RS14PYC6	13	RS14YC6	.054
4.0L V6, 245 CID											
2010-2005			9200	RS10ZWYPB5	7200	RS10ZPYPB5	---	---	403	RS10LC	.054
4.1L L6, 250 CID											
1973-1969			---	---	---	---	---	---	11	RF18YC	.036
4.2L V8, 255 CID											
1982-1980			---	---	---	---	3018	RV17PMC4	25	RV17YC	.050
4.6L V8, 281 CID											
2010-2009			9406	RET8ZWMPB4	7406	RET9ZPMPB	---	---	---	---	.042
2008		Late Design 12mm threads below seat	9406	RET8ZWMPB4	7406	RET9ZPMPB	---	---	---	---	.044
			---	---	7989⁴	---	---	---	---	---	.044
2007-2005			---	---	7989⁴	---	---	---	---	---	.044
2004-1996			9204	RS12WYPB4	7963	RS12PYPB5	3401	RS10PYC4	401	RS12YC	.054
4.7L V8, 289 CID											
1968-1967			---	---	---	---	---	---	22	RF11YC	.036
5.0L V8, 302 CID											
2014-2011			---	---	---	---	3017	RES8PYB5	---	---	.051
1995-1994	D		9404	RS14WYPB5	7940	RS14PYPB5	3013	RS14PYC6	13	RS14YC6	.054
	T		---	---	7018	RV17PMP4	3018	RV17PMC4	79	RV15YC6	.054
1993	D		9404	RS14WYPB5	7940	RS14PYPB5	3013	RS14PYC6	13	RS14YC6	.054
	E		---	---	---	---	3018	RV17PMC4	25	RV17YC	.054
1992-1987			---	---	---	---	3018	RV17PMC4	25	RV17YC	.054
1986			9402	RS14WLPB6	7407	RS14ZPYPB	3407	RS14ZPYC5	407	RS14LC	.050
1985-1984		CARB	---	---	---	---	3018	RV17PMC4	25	RV17YC	.044
		FI	---	---	---	---	3018	RV17PMC4	25	RV17YC	.050
1983			---	---	---	---	3018	RV17PMC4	25	RV17YC	.044
1982			---	---	---	---	3018	RV17PMC4	25	RV17YC	.050
1979			---	---	---	---	3018	RV17PMC4	25	RV17YC	.050
1973			---	---	---	---	---	---	11	RF18YC	.036
1972		2BBL	---	---	---	---	---	---	11	RF18YC	.036
		4 BBL	---	---	---	---	---	---	22	RF11YC	.036
1971-1968		2BBL	---	---	---	---	---	---	11	RF18YC	.036
		4BBL	---	---	---	---	---	---	22	RF11YC	.036
5.4L V8, 330 CID											
2012-2007			9808	RS8WYPB5	7304	RS9PYP4	3408	RS10PYC	304	RS9YC	.044
2000			9204	RS12WYPB4	7963	RS12PYPB5	3401	RS10PYC4	401	RS12YC	.054
5.8L V8, 351 CID											
1973-1972		Cleveland	---	---	---	---	3018	RV17PMC4	18	RV15YC4	.036
		Windsor	---	---	---	---	---	---	21	RF14YC	.036
1971		Cleveland	---	---	---	---	3018	RV17PMC4	18	RV15YC4	.036
		2BBL Windsor	---	---	---	---	---	---	21	RF14YC	.036
		4BBL Windsor	---	---	---	---	---	---	406	RV12YC	.036
1970		Cleveland	---	---	---	---	3018	RV17PMC4	18	RV15YC4	.036
		Windsor	---	---	---	---	---	---	21	RF14YC	.036
1969			---	---	---	---	---	---	21	RF14YC	.036
6.4L V8, 390 CID											
1969-1967			---	---	---	---	---	---	22	RF11YC	.036
7.0L V8, 427 CID											
1968			---	---	---	---	---	---	409	RF9YC	.036
7.0L V8, 428 CID											
1970		18mm Heads	---	---	---	---	---	---	409	RF9YC	.036

⁴Enhanced over OE Design; One piece shell; Uses standard 5/8" hex plug socket



Year	Engine VIN	Notes	CHAMPION Iridium		Double Platinum		Platinum Power		Copper Plus		Gap
			Stk #	Plug Type	Stk #	Plug Type	Stk #	Plug Type	Stk #	Plug Type	
FORD (cont)											
MUSTANG (cont)											
7.0L V8, 428 CID (cont)											
1969-1968			---	---	---	---	---	---	409	RF9YC	.036
1967			---	---	---	---	---	---	22	RF11YC	.036
7.0L V8, 429 CID											
1971		14mm Heads	---	---	---	---	---	---	406	RV12YC	.036
1970		14mm Heads	---	---	---	---	---	---	400	RV9YC	.036
1969			---	---	---	---	---	---	22	RF11YC	.036
MUSTANG II											
2.0L L4, 122 CID											
1974			---	---	---	---	---	---	22	RF11YC	.036
2.3L L4, 140 CID											
1978-1974			9404	RS14WYPB5	7408	RS14PYPB	3408	RS10PYC	408	RS14YC	.036
2.8L V6, 171 CID											
1978-1977			9404	RS14WYPB5	7408	RS14PYPB	3408	RS10PYC	408	RS14YC	.036
1976-1974			---	---	7405	RN14PMP	3405	RN14PMC	404	RN12YC	.036
5.0L V8, 302 CID											
1978-1977			---	---	---	---	3018	RV17PMC4	25	RV17YC	.050
1976-1975			---	---	---	---	3018	RV17PMC4	25	RV17YC	.044
P-100											
2.8L L6, 170 CID											
1970-1967			---	---	---	---	---	---	11	RF18YC	.036
3.9L L6, 240 CID											
1973-1972			---	---	---	---	---	---	11	RF18YC	.036
1971-1968			---	---	---	---	---	---	21	RF14YC	.036
P-350											
2.8L L6, 170 CID											
1970-1967			---	---	---	---	---	---	11	RF18YC	.036
3.9L L6, 240 CID											
1974-1972			---	---	---	---	---	---	11	RF18YC	.036
1971-1967			---	---	---	---	---	---	21	RF14YC	.036
4.9L L6, 300 CID											
1976-1967			---	---	---	---	---	---	11	RF18YC	.036
5.0L V8, 302 CID											
1976			---	---	---	---	3018	RV17PMC4	25	RV17YC	.044
1972			---	---	---	---	---	---	11	RF18YC	.036
5.8L V8, 352 CID											
1967			---	---	---	---	---	---	21	RF14YC	.036
5.9L V8, 360 CID											
1974-1968			---	---	---	---	---	---	21	RF14YC	.036
6.4L V8, 390 CID											
1974-1968			---	---	---	---	---	---	21	RF14YC	.036
6.6L V8, 400 CID											
1976			---	---	---	---	3018	RV17PMC4	25	RV17YC	.044
P-400											
4.9L L6, 300 CID											
1976-1975			---	---	---	---	---	---	11	RF18YC	.036
5.0L V8, 302 CID											
1976-1975			---	---	---	---	3018	RV17PMC4	25	RV17YC	.044
6.6L V8, 400 CID											
1976-1975			---	---	---	---	3018	RV17PMC4	25	RV17YC	.044
P-500											
4.9L L6, 300 CID											
1977-1975			---	---	---	---	---	---	11	RF18YC	.036
5.0L V8, 302 CID											
1977-1975			---	---	---	---	3018	RV17PMC4	25	RV17YC	.044
6.6L V8, 400 CID											
1977-1975			---	---	---	---	3018	RV17PMC4	25	RV17YC	.044



Year	Engine	Notes	CHAMPION Iridium		Double Platinum		Platinum Power		Copper Plus		Gap
	VIN		Stk #	Plug Type	Stk #	Plug Type	Stk #	Plug Type	Stk #	Plug Type	
FORD (cont)											
PINTO											
1.6L L4, 98 CID											
1973-1971			---	---	7405	RN14PMP	3405	RN14PMC	404	RN12YC	.024
2.0L L4, 122 CID											
1974-1971			---	---	---	---	---	---	22	RF11YC	.036
2.3L L4, 140 CID											
1980-1974			9404	RS14WYPB5	7408	RS14PYPB	3408	RS10PYC	408	RS14YC	.036
2.8L V6, 171 CID											
1979-1977			9404	RS14WYPB5	7408	RS14PYPB	3408	RS10PYC	408	RS14YC	.036
1976-1975			---	---	7405	RN14PMP	3405	RN14PMC	404	RN12YC	.036
POLICE INTERCEPTOR SEDAN											
3.5L V6, 213 CID											
2015-2014		Nat. Asp.	9901	RE10WYPB5	7437	RES11PYP5	---	---	---	---	.052
		Nat. Asp.	---	---	---	---	3017	RES8PYB5	---	---	.052
2013		Turbo	9016	RES8WYPB3	7004	RES9PYP4	---	---	---	---	.034
		Nat. Asp.	9901	RE10WYPB5	7437	RES11PYP5	3017	RES8PYB5	---	---	.052
		Turbo	9016	RES8WYPB3	7004	RES9PYP4	---	---	---	---	.034
3.7L V6, 227 CID											
2015-2013			9901	RE10WYPB5	7437	RES11PYP5	3017	RES8PYB5	---	---	.052
POLICE INTERCEPTOR UTILITY											
3.5L V6, 213 CID											
2015-2014		Turbo	9016	RES8WYPB3	7004	RES9PYP4	---	---	---	---	.034
3.7L V6, 227 CID											
2015-2013			9901	RE10WYPB5	7437	RES11PYP5	3017	RES8PYB5	---	---	.052
PROBE											
2.0L L4, 122 CID											
1997-1993			9201	RC12WYPB4	7071	RC12PYP	3071	RC12PYC	71	RC12YC	.044
2.2L L4, 133 CID											
1992-1989			9201	RC12WYPB4	7071	RC12PYP	3071	RC12PYC	71	RC12YC	.044
2.5L V6, 152 CID											
1997-1993			9202	RC12WMPB4	7318	RC12PMPB4	3318	RC12PMC4	318	RC12MC4	.044
3.0L V6, 182 CID											
1992-1990			9204	RS12WYPB4	7963	RS12PYPB5	3401	RS10PYC4	401	RS12YC	.044
RANCH WAGON											
2.8L L6, 170 CID											
1969-1967			---	---	---	---	---	---	11	RF18YC	.036
3.3L L6, 200 CID											
1970-1967			---	---	---	---	---	---	11	RF18YC	.036
3.9L L6, 240 CID											
1972			---	---	---	---	---	---	11	RF18YC	.036
1971-1967			---	---	---	---	---	---	21	RF14YC	.036
4.1L L6, 250 CID											
1974-1969			---	---	---	---	---	---	11	RF18YC	.036
4.7L V8, 289 CID											
1968-1967			---	---	---	---	---	---	22	RF11YC	.036
5.0L V8, 302 CID											
1974-1968			---	---	---	---	---	---	11	RF18YC	.036
5.8L V8, 351 CID											
1974-1970		Cleveland	---	---	---	---	3018	RV17PMC4	21	RF14YC	.036
		Windsor	---	---	---	---	---	---	18	RV15YC4	.036
1969			---	---	---	---	---	---	21	RF14YC	.036
5.8L V8, 352 CID											
1967			---	---	---	---	---	---	21	RF14YC	.036
6.4L V8, 390 CID											
1971-1967			---	---	---	---	---	---	22	RF11YC	.036
6.6L V8, 400 CID											
1974			---	---	---	---	3018	RV17PMC4	25	RV17YC	.044
1973-1972			---	---	---	---	3018	RV17PMC4	25	RV17YC	.036
1971			---	---	---	---	3025	RV19PMC	25	RV17YC	.036



Year	Engine VIN	Notes	CHAMPION Iridium		Double Platinum		Platinum Power		Copper Plus		Gap
			Stk #	Plug Type	Stk #	Plug Type	Stk #	Plug Type	Stk #	Plug Type	
FORD (cont)											
RANCH WAGON											
7.0L V8, 427 CID											
1968-1967			---	---	---	---	---	---	409	RF9YC	.036
7.0L V8, 428 CID											
1970		18mm Heads	---	---	---	---	---	---	409	RF9YC	.036
1969-1968			---	---	---	---	---	---	409	RF9YC	.036
1967			---	---	---	---	---	---	22	RF11YC	.036
7.0L V8, 429 CID											
1973	N	GAS	---	---	---	---	3018	RV17PMC4	25	RV17YC	.036
			---	---	---	---	3018	RV17PMC4	25	RV17YC	.036
1972		18mm Heads	---	---	---	---	---	---	21	RF14YC	.036
1971-1970		18mm Heads	---	---	---	---	---	---	22	RF11YC	.036
1969			---	---	---	---	---	---	22	RF11YC	.036
7.5L V8, 460 CID											
1974			---	---	---	---	3018	RV17PMC4	25	RV17YC	.044
1973			---	---	7018	RV17PMP4	3018	RV17PMC4	18	RV15YC4	.044
1972			---	---	---	---	---	---	22	RF11YC	.036
RANCHERO											
3.3L L6, 200 CID											
1968-1967			---	---	---	---	---	---	11	RF18YC	.036
4.1L L6, 250 CID											
1974-1969			---	---	---	---	---	---	11	RF18YC	.036
4.7L V8, 289 CID											
1968-1967			---	---	---	---	---	---	22	RF11YC	.036
5.0L V8, 302 CID											
1979-1977			---	---	---	---	3018	RV17PMC4	18	RV15YC4	.044
1974-1972			---	---	---	---	---	---	21	RF14YC	.036
1971-1968			---	---	---	---	---	---	22	RF11YC	.036
5.8L V8, 351 CID											
1979			---	---	---	---	3018	RV17PMC4	18	RV15YC4	.044
1978-1977			---	---	---	---	3018	RV17PMC4	18	RV15YC4	.050
1976-1975			---	---	---	---	3018	RV17PMC4	18	RV15YC4	.044
1974-1972		Cleveland	---	---	---	---	3018	RV17PMC4	18	RV15YC4	.036
		Windsor	---	---	---	---	---	---	21	RF14YC	.036
1971		Cleveland	---	---	---	---	3018	RV17PMC4	18	RV15YC4	.036
		2BBL Windsor	---	---	---	---	---	---	21	RF14YC	.036
		4BBL Windsor	---	---	---	---	---	---	406	RV12YC	.036
1970-1969		Cleveland	---	---	---	---	3018	RV17PMC4	18	RV15YC4	.036
		Windsor	---	---	---	---	---	---	21	RF14YC	.036
5.8L V8, 352 CID											
1967		WINDSOR ENGINE	---	---	---	---	---	---	21	RF14YC	.036
6.4L V8, 390 CID											
1969-1967			---	---	---	---	---	---	22	RF11YC	.036
6.6L V8, 400 CID											
1978-1974			---	---	---	---	3018	RV17PMC4	25	RV17YC	.044
1973-1972			---	---	---	---	3018	RV17PMC4	25	RV17YC	.036
7.0L V8, 428 CID											
1969-1968			---	---	---	---	---	---	409	RF9YC	.036
7.0L V8, 429 CID											
1973			---	---	---	---	3018	RV17PMC4	25	RV17YC	.036
1972		18mm Heads	---	---	---	---	---	---	21	RF14YC	.036
1971		14mm Heads	---	---	---	---	---	---	406	RV12YC	.036
1970		14mm Heads	---	---	---	---	---	---	406	RV12YC	.036
		18mm Heads	---	---	---	---	---	---	22	RF11YC	.036
7.5L V8, 460 CID											
1977-1974			---	---	---	---	3018	RV17PMC4	25	RV17YC	.044
RANGER											
2.0L L4, 122 CID											
1988-1984			9404	RS14WYPB5	7408	RS14PYPB	3408	RS10PYC	408	RS14YC	.044
1983			9404	RS14WYPB5	7408	RS14PYPB	3408	RS10PYC	408	RS14YC	.036



Year	Engine	Notes	CHAMPION Iridium		Double Platinum		Platinum Power		Copper Plus		Gap
	VIN		Stk #	Plug Type	Stk #	Plug Type	Stk #	Plug Type	Stk #	Plug Type	
FORD (cont)											
RANGER											
2.3L L4, 140 CID											
2011-2008			9204	RS12WYPB4	7408	RS14PYPB	3408	RS10PYC	408	RS14YC	.044
2007			9404	RS14WYPB5	7408	RS14PYPB	3408	RS10PYC	408	RS14YC	.044
2006-2001			9404	RS14WYPB5	7963	RS12PYPB5	3408	RS10PYC	408	RS14YC	.044
1997-1993		Dual Plug	9404	RS14WYPB5	7408	RS14PYPB	3408	RS10PYC	408	RS14YC	.044
1992-1989		Dual Plug	9404	RS14WYPB5	7408	RS14PYPB	3408	RS10PYC	408	RS14YC	.044
1988-1983			9402	RS14WLPB6	7407	RS14ZPYPB	3407	RS14ZPYC5	407	RS14LC	.044
2.5L L4, 153 CID											
2001-1998		Dual Plug	9404	RS14WYPB5	7408	RS14PYPB	3408	RS10PYC	408	RS14YC	.044
2.8L V6, 171 CID											
1985-1983			9404	RS14WYPB5	7408	RS14PYPB	3408	RS10PYC	408	RS14YC	.044
2.9L V6, 177 CID											
1992-1986			9404	RS14WYPB5	7408	RS14PYPB	3408	RS10PYC	408	RS14YC	.044
3.0L V6, 182 CID											
2008-2005			9204	RS12WYPB4	7963	RS12PYPB5	3401	RS10PYC4	401	RS12YC	.044
2004-1999		FLEX	---	---	---	---	3026	RS7PYB4	---	---	.044
		GAS	9204	RS12WYPB4	7963	RS12PYPB5	3401	RS10PYC4	401	RS12YC	.044
1998-1991			9204	RS12WYPB4	7963	RS12PYPB5	3401	RS10PYC4	401	RS12YC	.044
4.0L V6, 245 CID											
2011-2006			9200	RS10ZWYPB5	7200	RS10ZPYPB5	---	---	403	RS10LC	.054
2005-2001			9402	RS14WLPB6	7407	RS14ZPYPB	3407	RS14ZPYC5	407	RS14LC	.054
2000-1997			9204	RS12WYPB4	7963	RS12PYPB5	---	---	401	RS12YC	.054
1996-1993			9404	RS14WYPB5	7940	RS14PYPB5	3013	RS14PYC6	13	RS14YC6	.054
1992-1990			9404	RS14WYPB5	7940	RS14PYPB5	3013	RS14PYC6	13	RS14YC6	.054
TAURUS											
2.0L L4, 122 CID											
2015-2013			9016	RES8WYPB3	7004	RES9PYP4	---	---	---	---	.030
2.5L L4, 153 CID											
1991-1986			9204	RS12WYPB4	7963	RS12PYPB5	3401	RS10PYC4	401	RS12YC	.044
3.0L V6, 182 CID											
2007			9204	RS12WYPB4	7963	RS12PYPB5	3408	RS10PYC	401	RS12YC	.054
2006		FLEX	9204	RS12WYPB4	7963	RS12PYPB5	3408	RS10PYC	401	RS12YC	.044
		GAS	9204	RS12WYPB4	7963	RS12PYPB5	3408	RS10PYC	401	RS12YC	.044
2005-2002	2	FLEX	9204	RS12WYPB4	7963	RS12PYPB5	3408	RS10PYC	401	RS12YC	.044
	S	GAS	9204	RS12WYPB4	7963	RS12PYPB5	3408	RS10PYC	401	RS12YC	.054
	U	GAS	9204	RS12WYPB4	7963	RS12PYPB5	3408	RS10PYC	401	RS12YC	.044
2001	2	FLEX	---	---	---	---	---	---	304	RS9YC	.044
	2	FLEX	---	---	---	---	3026	RS7PYB4	---	---	.044
	S	GAS	9204	RS12WYPB4	7963	RS12PYPB5	3408	RS10PYC	401	RS12YC	.054
	U	GAS	9204	RS12WYPB4	7963	RS12PYPB5	3408	RS10PYC	401	RS12YC	.044
2000		FLEX	9808	RS8WYPB5	7304	RS9PYP4	---	---	---	---	.044
	2	FLEX	---	---	---	---	---	---	304	RS9YC	.044
	2	FLEX	---	---	---	---	3026	RS7PYB4	---	---	.044
	S	GAS	9204	RS12WYPB4	7963	RS12PYPB5	3408	RS10PYC	401	RS12YC	.054
	U	GAS	9204	RS12WYPB4	7963	RS12PYPB5	3401	RS10PYC4	401	RS12YC	.044
		FLEX	9808	RS8WYPB5	7304	RS9PYP4	---	---	---	---	.044
1999	2	FLEX	---	---	---	---	---	---	304	RS9YC	.044
	2	FLEX	---	---	---	---	3026	RS7PYB4	---	---	.044
	S	GAS	9204	RS12WYPB4	7963	RS12PYPB5	3408	RS10PYC	401	RS12YC	.054
	U	GAS	9204	RS12WYPB4	7963	RS12PYPB5	3408	RS10PYC	401	RS12YC	.044
		FLEX	9808	RS8WYPB5	7304	RS9PYP4	---	---	---	---	.044
		FLEX	9808	RS8WYPB5	7304	RS9PYP4	3026	RS7PYB4	304	RS9YC	.044
1998-1996	S	GAS	9204	RS12WYPB4	7963	RS12PYPB5	3408	RS10PYC	401	RS12YC	.054
	U	GAS	9204	RS12WYPB4	7963	RS12PYPB5	3408	RS10PYC	401	RS12YC	.044
		FLEX	9808	RS8WYPB5	7304	RS9PYP4	3026	RS7PYB4	304	RS9YC	.044
1995	1	FLEX	9204	RS12WYPB4	7963	RS12PYPB5	3408	RS10PYC	401	RS12YC	.044
	U	GAS	9204	RS12WYPB4	7963	RS12PYPB5	3401	RS10PYC4	401	RS12YC	.044
	Y	GAS	9201	RC12WYPB4	7071	RC12PYP	3071	RC12PYC	71	RC12YC	.044
1994	1	FLEX	9204	RS12WYPB4	7963	RS12PYPB5	3408	RS10PYC	401	RS12YC	.044
	U	GAS	9204	RS12WYPB4	7963	RS12PYPB5	3401	RS10PYC4	401	RS12YC	.044
	Y	GAS	---	---	---	---	3071	RC12PYC	---	---	.044


AUTOMOBILES, VANS, TRUCKS

 VOITURES, FOURGONNETTES ET CAMIONS
 AUTOMÓVILES, FURGONETAS, CAMIONES


Year	Engine VIN	Notes	CHAMPION Iridium		Double Platinum		Platinum Power		Copper Plus		Gap
			Stk #	Plug Type	Stk #	Plug Type	Stk #	Plug Type	Stk #	Plug Type	
FORD (cont)											
TAURUS (cont)											
3.0L V6, 182 CID (cont)											
	Y	GAS	9201	RC12WYPB4	7071	RC12PYP	---	---	71	RC12YC	.044
1993	1	FLEX	9204	RS12WYPB4	7963	RS12PYPB5	3408	RS10PYC	401	RS12YC	.044
	U	GAS	9204	RS12WYPB4	7963	RS12PYPB5	3401	RS10PYC4	401	RS12YC	.044
	Y	GAS	9201	RC12WYPB4	7071	RC12PYP	3071	RC12PYC	71	RC12YC	.044
1992-1990	U		9204	RS12WYPB4	7963	RS12PYPB5	3401	RS10PYC4	401	RS12YC	.044
	Y		9201	RC12WYPB4	7071	RC12PYP	3071	RC12PYC	71	RC12YC	.044
1989	U		9204	RS12WYPB4	7963	RS12PYPB5	3401	RS10PYC4	401	RS12YC	.044
	Y		9201	RC12WYPB4	7071	RC12PYP	3071	RC12PYC	71	RC12YC	.044
1988-1986			9204	RS12WYPB4	7963	RS12PYPB5	3401	RS10PYC4	401	RS12YC	.044
3.2L V6, 195 CID											
1995-1993			9201	RC12WYPB4	7071	RC12PYP	3071	RC12PYC	71	RC12YC	.044
3.4L V8, 207 CID											
1999-1996			9204	RS12WYPB4	7963	RS12PYPB5	3408	RS10PYC	401	RS12YC	.044
3.5L V6, 213 CID											
2015		Nat. Asp.	9901	RE10WYPB5	7437	RES11PYP5	3017	RES8PYB5	---	---	.052
		Turbo	9016	RES8WYPB3	7004	RES9PYP4	---	---	---	---	.032
2014		Nat. Asp.	9901	RE10WYPB5	7437	RES11PYP5	3017	RES8PYB5	---	---	.052
		Turbo	9016	RES8WYPB3	7004	RES9PYP4	---	---	---	---	.035
2013		Nat. Asp.	9901	RE10WYPB5	7437	RES11PYP5	3017	RES8PYB5	---	---	.052
		Turbo	9016	RES8WYPB3	7004	RES9PYP4	---	---	---	---	.035
2012-2010		Nat. Asp.	9901	RE10WYPB5	7437	RES11PYP5	3017	RES8PYB5	---	---	.054
		Turbo	9016	RES8WYPB3	7004	RES9PYP4	---	---	---	---	.035
2009-2008		Nat. Asp.	9901	RE10WYPB5	7437	RES11PYP5	3017	RES8PYB5	---	---	.054
3.8L V6, 232 CID											
1995			9402	RS14WLPB6	7407	RS14ZPYPB	3407	RS14ZPYC5	407	RS14LC	.054
1994-1988			9402	RS14WLPB6	7407	RS14ZPYPB	3407	RS14ZPYC5	407	RS14LC	.054
TAURUS X											
3.5L V6, 213 CID											
2009-2008			9901	RE10WYPB5	7437	RES11PYP5	3017	RES8PYB5	---	---	.054
TEMPO											
2.3L L4, 140 CID											
1994-1989			9404	RS14WYPB5	7940	RS14PYPB5	3013	RS14PYC6	13	RS14YC6	.054
1988			9404	RS14WYPB5	7408	RS14PYPB	3408	RS10PYC	408	RS14YC	.044
1987-1986	R		9404	RS14WYPB5	7408	RS14PYPB	3408	RS10PYC	408	RS14YC	.044
	S		9404	RS14WYPB5	7408	RS14PYPB	3408	RS10PYC	408	RS14YC	.044
	X		9404	RS14WYPB5	7408	RS14PYPB	3408	RS10PYC	408	RS14YC	.044
1985-1984			9404	RS14WYPB5	7408	RS14PYPB	3408	RS10PYC	408	RS14YC	.044
3.0L V6, 182 CID											
1994-1992			9204	RS12WYPB4	7963	RS12PYPB5	3401	RS10PYC4	401	RS12YC	.044
THUNDERBIRD											
2.3L L4, 140 CID											
1988-1983			9404	RS14WYPB5	7408	RS14PYPB	3408	RS10PYC	408	RS14YC	.036
3.3L L6, 200 CID											
1982-1980			---	---	---	---	---	---	11	RF18YC	.050
3.8L V6, 232 CID											
1997-1996			9402	RS14WLPB6	7407	RS14ZPYPB	3407	RS14ZPYC5	407	RS14LC	.054
1995-1989		Nat. Asp.	9402	RS14WLPB6	7407	RS14ZPYPB	3407	RS14ZPYC5	407	RS14LC	.054
		Supercharged	9402	RS14WLPB6	7407	RS14ZPYPB	3407	RS14ZPYC5	407	RS14LC	.054
1988-1985			9402	RS14WLPB6	7407	RS14ZPYPB	3407	RS14ZPYC5	407	RS14LC	.054
1984			9402	RS14WLPB6	7407	RS14ZPYPB	3407	RS14ZPYC5	407	RS14LC	.044
1983			9404	RS14WYPB5	7408	RS14PYPB	3408	RS10PYC	408	RS14YC	.044
1982			9201	RC12WYPB4	7071	RC12PYP	3071	RC12PYC	431	RC14YC	.044
3.9L V8, 242 CID											
2005-2002			9201	RC12WYPB4	7071	RC12PYP	3071	RC12PYC	71	RC12YC	.044
4.2L V8, 255 CID											
1982-1980			---	---	---	---	3018	RV17PMC4	25	RV17YC	.050
4.6L V8, 281 CID											
1997-1996			9204	RS12WYPB4	7963	RS12PYPB5	3401	RS10PYC4	401	RS12YC	.054



Year	Engine	Notes	CHAMPION Iridium		Double Platinum		Platinum Power		Copper Plus		Gap
	VIN		Stk #	Plug Type	Stk #	Plug Type	Stk #	Plug Type	Stk #	Plug Type	
FORD (cont)											
THUNDERBIRD (cont)											
4.6L V8, 281 CID (cont)											
1995-1994			9404	RS14WYPB5	7940	RS14PYPB5	3013	RS14PYC6	13	RS14YC6	.054
5.0L V8, 302 CID											
1993-1991			---	---	7018	RV17PMP4	3025	RV19PMC	19	RV19YC	.054
1988-1986			9402	RS14WLPB6	7407	RS14ZPYPB	3407	RS14ZPYC5	407	RS14LC	.050
1985-1984			---	---	7018	RV17PMP4	3025	RV19PMC	19	RV19YC	.050
1983			---	---	---	---	3025	RV19PMC	19	RV19YC	.044
1981-1977			---	---	7018	RV17PMP4	---	---	---	---	.050
1981-1977			---	---	7018	RV17PMP4	3025	RV19PMC	19	RV19YC	.050
5.8L V8, 351 CID											
1979-1977			---	---	---	---	3018	RV17PMC4	25	RV17YC	.050
6.4L V8, 390 CID											
1968-1967			---	---	---	---	---	---	22	RF11YC	.036
6.6L V8, 400 CID											
1978-1977			---	---	---	---	3025	RV19PMC	25	RV17YC	.050
1974			---	---	---	---	3025	RV19PMC	25	RV17YC	.044
1973-1971			---	---	---	---	3025	RV19PMC	25	RV17YC	.036
7.0L V8, 427 CID											
1967			---	---	---	---	---	---	409	RF9YC	.036
7.0L V8, 428 CID											
1969			---	---	---	---	---	---	409	RF9YC	.036
1967			---	---	---	---	---	---	22	RF11YC	.036
7.0L V8, 429 CID											
1973			---	---	7018	RV17PMP4	3018	RV17PMC4	25	RV17YC	.036
1972		18mm Heads	---	---	---	---	---	---	21	RF14YC	.036
1971-1970		18mm Heads	---	---	---	---	---	---	22	RF11YC	.036
1969-1968			---	---	---	---	---	---	22	RF11YC	.036
7.5L V8, 460 CID											
1976			---	---	7018	RV17PMP4	3025	RV19PMC	19	RV19YC	.044
1975-1974			---	---	7018	RV17PMP4	3018	RV17PMC4	25	RV17YC	.044
1973			---	---	7018	RV17PMP4	3018	RV17PMC4	25	RV17YC	.036
1972			---	---	---	---	---	---	22	RF11YC	.036
TORINO											
3.3L L6, 200 CID											
1968			---	---	---	---	---	---	11	RF18YC	.036
4.1L L6, 250 CID											
1974-1969			---	---	---	---	---	---	11	RF18YC	.036
4.7L V8, 289 CID											
1968			---	---	---	---	---	---	22	RF11YC	.036
5.0L V8, 302 CID											
1974-1968			---	---	---	---	---	---	11	RF18YC	.036
5.8L V8, 351 CID											
1976-1975			---	---	---	---	3018	RV17PMC4	18	RV15YC4	.044
1974-1972		Cleveland	---	---	---	---	3018	RV17PMC4	18	RV15YC4	.036
1974-1972		Windsor	---	---	---	---	---	---	21	RF14YC	.036
1971		Cleveland	---	---	---	---	3018	RV17PMC4	18	RV15YC4	.036
1971		2BBL Windsor	---	---	---	---	---	---	21	RF14YC	.036
1971		4BBL Windsor	---	---	---	---	---	---	406	RV12YC	.036
1970		Cleveland	---	---	---	---	3018	RV17PMC4	18	RV15YC4	.036
1970		Windsor	---	---	---	---	---	---	21	RF14YC	.036
1969			---	---	---	---	---	---	21	RF14YC	.036
6.4L V8, 390 CID											
1970-1968			---	---	---	---	---	---	22	RF11YC	.036
6.6L V8, 400 CID											
1976-1975			---	---	7018	RV17PMP4	3018	RV17PMC4	25	RV17YC	.044
1974			---	---	7018	RV17PMP4	---	---	---	---	.036
1974			---	---	---	---	3018	RV17PMC4	25	RV17YC	.044
1973-1972			---	---	7018	RV17PMP4	3018	RV17PMC4	25	RV17YC	.036



Year	Engine VIN	Notes	CHAMPION Iridium		Double Platinum		Platinum Power		Copper Plus		Gap
			Stk #	Plug Type	Stk #	Plug Type	Stk #	Plug Type	Stk #	Plug Type	
FORD (cont)											
TORINO											
7.0L V8, 427 CID											
1968			---	---	---	---	---	---	409	RF9YC	.036
7.0L V8, 428 CID											
1970		18mm Heads	---	---	---	---	---	---	409	RF9YC	.036
1969-1968			---	---	---	---	---	---	409	RF9YC	.036
7.0L V8, 429 CID											
1973			---	---	7018	RV17PMP4	3018	RV17PMC4	25	RV17YC	.036
1972		18mm Heads	---	---	---	---	---	---	21	RF14YC	.036
1971		14mm Heads	---	---	---	---	---	---	406	RV12YC	.036
1970		14mm Heads	---	---	---	---	---	---	406	RV12YC	.036
		18mm Heads	---	---	---	---	---	---	22	RF11YC	.036
7.5L V8, 460 CID											
1976			---	---	7018	RV17PMP4	3018	RV17PMC4	25	RV17YC	.044
1975		NON-POLICE	---	---	---	---	3025	RV19PMC	19	RV19YC	.044
		POLICE	---	---	7018	RV17PMP4	3018	RV17PMC4	25	RV17YC	.044
1974		NON-POLICE	---	---	7018	RV17PMP4	3018	RV17PMC4	25	RV17YC	.044
		POLICE	---	---	---	---	3025	RV19PMC	19	RV19YC	.044
1973			---	---	7018	RV17PMP4	3018	RV17PMC4	25	RV17YC	.036
TRANSIT CONNECT											
1.6L L4, 97 CID											
2015			---	---	7032	RE10PMPB5	---	---	---	---	.029
			---	---	7032	RE10PMPB5	3032	RE10PMC5	---	---	.030
2014			---	---	7032	RE10PMPB5	3032	RE10PMC5	---	---	.029
			---	---	7032	RE10PMPB5	3032	RE10PMC5	---	---	.030
2.0L L4, 121 CID											
2013-2010			9404	RS14WYPB5	---	---	---	---	---	---	.051
2.5L L4, 152 CID											
2015-2014			9300	RES12WYPB4	7437	RES11PYP5	3032	RE10PMC5	---	---	.051
TRANSIT-150											
3.5L V6, 213 CID											
2015			---	---	7004	RES9PYP4	---	---	---	---	.032
3.7L V6, 227 CID											
2015			9901	RE10WYPB5	7437	RES11PYP5	3032	RE10PMC5	---	---	.051
TRANSIT-250											
3.5L V6, 213 CID											
2015			---	---	7004	RES9PYP4	---	---	---	---	.032
3.7L V6, 227 CID											
2015			9901	RE10WYPB5	7437	RES11PYP5	3032	RE10PMC5	---	---	.051
TRANSIT-350											
3.5L V6, 213 CID											
2015			---	---	7004	RES9PYP4	---	---	---	---	.032
3.7L V6, 227 CID											
2015			9901	RE10WYPB5	7437	RES11PYP5	3032	RE10PMC5	---	---	.051
TRANSIT-350 HD											
3.5L V6, 213 CID											
2015			---	---	7004	RES9PYP4	---	---	---	---	.032
3.7L V6, 227 CID											
2015			9901	RE10WYPB5	7437	RES11PYP5	3032	RE10PMC5	---	---	.051
WINDSTAR											
3.0L V6, 182 CID											
2000-1996			9204	RS12WYPB4	7963	RS12PYPB5	3401	RS10PYC4	401	RS12YC	.044
1995			9204	RS12WYPB4	7963	RS12PYPB5	3401	RS10PYC4	401	RS12YC	.044
3.8L V6, 232 CID											
2003-1997			9404	RS14WYPB5	7940	RS14PYPB5	3013	RS14PYC6	13	RS14YC6	.054
1996			9404	RS14WYPB5	7408	RS14PYPB	3408	RS10PYC	408	RS14YC	.044
1995			9402	RS14WLPB6	7407	RS14ZPYPB	3407	RS14ZPYC5	407	RS14LC	.054



Year	Engine	Notes	Iridium		Double Platinum		Platinum Power		Copper Plus		Gap
	VIN		Stk #	Plug Type	Stk #	Plug Type	Stk #	Plug Type	Stk #	Plug Type	
FREIGHTLINER											
SPRINTER 2500											
2.7L L5, 165 CID											
2006-2002		DIESEL	---	---	---	---	---	---	193 ¹	CH218	
3.5L V6, 3498cc											
2008-2007			9408	RER8WYCB4	---	---	---	---	---	---	.050
SPRINTER 3500											
2.7L L5, 165 CID											
2006-2002		DIESEL	---	---	---	---	---	---	193 ¹	CH218	
3.5L V6, 3498cc											
2008-2007			9408	RER8WYCB4	---	---	---	---	---	---	.050
GEO											
METRO											
1.0L L3, 61 CID											
1997-1989			9007	RN10WYPB5	7415	RN9PYP	3415	RN9PYC	301	RN9YC4	.042
1.3L L4, 79 CID											
1997-1992			9007	RN10WYPB5	7415	RN9PYP	3415	RN9PYC	301	RN9YC4	.042
PRIZM											
1.6L L4, 1587cc											
1992-1990	4AFE-6		9201	RC12WYPB4	7071	RC12PYP	3071	RC12PYC	71	RC12YC	.032
1.6L L4, 98 CID											
1997-1993			9201	RC12WYPB4	7071	RC12PYP	3071	RC12PYC	71	RC12YC	.044
1989			9201	RC12WYPB4	7071	RC12PYP	3071	RC12PYC	71	RC12YC	.044
1.8L L4, 110 CID											
1997-1993			9201	RC12WYPB4	7071	RC12PYP	3071	RC12PYC	71	RC12YC	.044
SPECTRUM											
1.5L L4, 92 CID											
1989			9007	RN10WYPB5	7332	RN10PYP4	3322	RN14PMC3	322	RN11YC4	.044
STORM											
1.6L L4, 98 CID											
1993-1992			---	---	7405	RN14PMP	3405	RN14PMC	404	RN12YC	.044
1991-1990	5		9201	RC12WYPB4	7071	RC12PYP	3071	RC12PYC	71	RC12YC	.044
	6		9804	RN8WYPB3	7415	RN9PYP	3415	RN9PYC	415	RN9YC	.044
1.8L L4, 110 CID											
1993-1992			9201	RC12WYPB4	7071	RC12PYP	3071	RC12PYC	71	RC12YC	.044
TRACKER											
1.6L L4, 98 CID											
1997-1995			9201	RC12WYPB4	7071	RC12PYP	3071	RC12PYC	71	RC12YC	.044
1994	6		9201	RC12WYPB4	7071	RC12PYP	3071	RC12PYC	71	RC12YC	.044
	U		---	---	7405	RN14PMP	3405	RN14PMC	404	RN12YC	.044
1993			---	---	7405	RN14PMP	3405	RN14PMC	404	RN12YC	.044
1992-1989			9007	RN10WYPB5	7332	RN10PYP4	3322	RN14PMC3	322	RN11YC4	.044
GLAS											
1600 GT											
1.6L L4, 1573CC											
1968-1967			9804	RN8WYPB3	7415	RN9PYP	3415	RN9PYC	415	RN9YC	.030
GMC											
ACADIA											
3.6L V6, 217 CID											
2015-2013			9901	RE10WYPB5	7437	RES11PYP5	3032	RE10PMC5	---	---	.040
2012-2010			9901	RE10WYPB5	7437	RES11PYP5	3032	RE10PMC5	---	---	.043
2009			---	---	---	---	3032	RE10PMC5	---	---	.044
			9901	RE10WYPB5	7437	RES11PYP5	---	---	---	---	.044
2008-2007			9901	RE10WYPB5	7437	RES11PYP5	3032	RE10PMC5	---	---	.044
C15											
4.1L L6, 250 CID											
1978-1975			---	---	---	---	3018	RV17PMC4	18	RV15YC4	.036

¹Electrical overload voids warranty



Year	Engine VIN	Notes	Iridium		Double Platinum		Platinum Power		Copper Plus		Gap
			Stk #	Plug Type	Stk #	Plug Type	Stk #	Plug Type	Stk #	Plug Type	
GMC (cont)											
C15											
4.8L L6, 292 CID											
1978-1975			---	---	---	---	3018	RV17PMC4	18	RV15YC4	.036
5.0L V8, 305 CID											
1978-1976			---	---	---	---	3018	RV17PMC4	18	RV15YC4	.044
5.7L V8, 350 CID											
1978-1976			---	---	---	---	3018	RV17PMC4	18	RV15YC4	.044
1975	V		---	---	---	---	3018	RV17PMC4	18	RV15YC4	.044
	Y		---	---	---	---	3018	RV17PMC4	18	RV15YC4	.044
6.6L V8, 400 CID											
1978			---	---	---	---	3018	RV17PMC4	18	RV15YC4	.044
1976			---	---	---	---	3018	RV17PMC4	18	RV15YC4	.044
7.4L V8, 454 CID											
1978-1977			---	---	---	---	3018	RV17PMC4	18	RV15YC4	.044
1976	S		---	---	---	---	3018	RV17PMC4	18	RV15YC4	.044
	Y		---	---	---	---	3018	RV17PMC4	113	RV12C	.044
1975			---	---	---	---	3018	RV17PMC4	113	RV12C	.036
C15 SUBURBAN											
4.1L L6, 250 CID											
1978-1975			---	---	---	---	3018	RV17PMC4	18	RV15YC4	.036
5.0L V8, 305 CID											
1978-1976			---	---	---	---	3018	RV17PMC4	18	RV15YC4	.044
5.7L V8, 350 CID											
1978-1976			---	---	---	---	3018	RV17PMC4	18	RV15YC4	.044
1975	V		---	---	---	---	3018	RV17PMC4	18	RV15YC4	.044
	Y		---	---	---	---	3018	RV17PMC4	18	RV15YC4	.044
7.4L V8, 454 CID											
1978-1976			---	---	---	---	3018	RV17PMC4	18	RV15YC4	.044
1975			---	---	---	---	3018	RV17PMC4	113	RV12C	.036
C15/C1500 PICKUP											
3.8L L6, 230 CID											
1969-1967			---	---	7405	RN14PMP	3405	RN14PMC	405	RN14YC	.036
4.1L L6, 250 CID											
1974-1970			---	---	---	---	3018	RV17PMC4	25	RV17YC	.036
1969-1967			---	---	7405	RN14PMP	3405	RN14PMC	405	RN14YC	.036
4.6L V8, 283 CID											
1967			---	---	---	---	---	---	871	RJ8C	.024
4.8L L6, 292 CID											
1974		GAS	---	---	---	---	3018	RV17PMC4	113	RV12C	.036
		LPG	---	---	---	---	3018	RV17PMC4	113	RV12C	.036
1973-1972			---	---	---	---	3018	RV17PMC4	113	RV12C	.036
1971-1970			---	---	---	---	3018	RV17PMC4	25	RV17YC	.036
1969-1967			---	---	7405	RN14PMP	3405	RN14PMC	405	RN14YC	.036
5.0L V6, 305 CID											
1969-1967			---	---	7405	RN14PMP	3405	RN14PMC	405	RN14YC	.036
5.0L V8, 307 CID											
1973-1972			---	---	---	---	3018	RV17PMC4	113	RV12C	.036
1971	H		---	---	---	---	3018	RV17PMC4	25	RV17YC	.036
	P		---	---	7405	RN14PMP	3405	RN14PMC	405	RN14YC	.036
1970-1968			---	---	---	---	---	---	58	RJ18YC	.036
5.3L V8, 327 CID											
1968-1967			---	---	---	---	---	---	14	RJ12YC	.036
5.4L V8, 327 CID											
1968			---	---	---	---	---	---	14	RJ12YC	.036
5.7L V6, 351 CID											
1968-1967		3/4" Reach	---	---	---	---	---	---	404	RN12YC	.035
		3/8" Reach	---	---	---	---	---	---	102	RJ6C	.030
5.7L V8, 350 CID											
1974-1972			---	---	---	---	3018	RV17PMC4	113	RV12C	.036
1971		215 HP	---	---	---	---	---	---	113	RV12C	.036



Year	Engine	Notes	CHAMPION Iridium		Double Platinum		Platinum Power		Copper Plus		Gap
	VIN		Stk #	Plug Type	Stk #	Plug Type	Stk #	Plug Type	Stk #	Plug Type	
GMC (cont)											
C15/C1500 PICKUP (cont)											
5.7L V8, 350 CID (cont)											
		250 HP	---	---	---	---	---	---	406	RV12YC	.036
			---	---	---	---	---	3018	RV17PMC4	---	.036
1970-1969			---	---	---	---	---	---	14	RJ12YC	.036
6.5L V8, 396 CID											
1969-1968			---	---	7405	RN14PMP	3405	RN14PMC	405	RN14YC	.036
6.6L V8, 402 CID											
1972			---	---	---	---	---	3018	RV17PMC4	113	RV12C
1971-1970			---	---	---	---	---	3018	RV17PMC4	25	RV17YC
7.4L V8, 454 CID											
1974-1973			---	---	---	---	---	3018	RV17PMC4	113	RV12C
C15/C1500 SUBURBAN											
4.1L L6, 250 CID											
1974-1970			---	---	---	---	---	3018	RV17PMC4	25	RV17YC
1969-1968			---	---	7405	RN14PMP	3405	RN14PMC	405	RN14YC	.036
4.8L L6, 292 CID											
1974		GAS	---	---	---	---	---	3018	RV17PMC4	113	RV12C
		LPG	---	---	---	---	---	3018	RV17PMC4	113	RV12C
1973-1972			---	---	---	---	---	3018	RV17PMC4	113	RV12C
1971-1970			---	---	---	---	---	3018	RV17PMC4	25	RV17YC
1969-1968			---	---	7405	RN14PMP	3405	RN14PMC	405	RN14YC	.036
5.0L V6, 305 CID											
1969-1968			---	---	7405	RN14PMP	3405	RN14PMC	405	RN14YC	.036
5.0L V8, 307 CID											
1973-1972			---	---	---	---	---	3018	RV17PMC4	113	RV12C
1971		H	---	---	---	---	---	3018	RV17PMC4	25	RV17YC
		P	---	---	---	---	---	3018	RV17PMC4	25	RV17YC
			---	---	---	---	---	3018	RV17PMC4	25	RV17YC
1970-1968			---	---	---	---	---	---	58	RJ18YC	.036
5.3L V8, 327 CID											
1968			---	---	---	---	---	---	14	RJ12YC	.036
5.4L V8, 327 CID											
1968			---	---	---	---	---	---	14	RJ12YC	.036
5.7L V6, 351 CID											
1968		3/4" Reach	---	---	---	---	---	---	404	RN12YC	.035
		3/8" Reach	---	---	---	---	---	---	102	RJ6C	.030
5.7L V8, 350 CID											
1974-1972			---	---	---	---	---	3018	RV17PMC4	113	RV12C
1971		215 HP	---	---	---	---	---	---	113	RV12C	.036
		250 HP	---	---	---	---	---	---	406	RV12YC	.036
			---	---	---	---	---	3018	RV17PMC4	---	.036
1970-1969			---	---	---	---	---	---	14	RJ12YC	.036
6.5L V8, 396 CID											
1969-1968			---	---	7405	RN14PMP	3405	RN14PMC	405	RN14YC	.036
6.6L V8, 402 CID											
1972			---	---	---	---	---	3018	RV17PMC4	113	RV12C
1971-1970			---	---	---	---	---	3018	RV17PMC4	25	RV17YC
7.4L V8, 454 CID											
1974-1973			---	---	---	---	---	3018	RV17PMC4	113	RV12C
C1500											
4.1L L6, 250 CID											
1984-1979			---	---	---	---	---	3018	RV17PMC4	18	RV15YC4
4.3L V6, 262 CID											
1998-1996			9404	RS14WYPB5	7940	RS14PYPB5	3013	RS14PYC6	13	RS14YC6	.060
1995-1994			---	---	7018	RV17PMP4	3018	RV17PMC4	18	RV15YC4	.044
1993-1992			---	---	7018	RV17PMP4	3018	RV17PMC4	18	RV15YC4	.036
1991-1988			---	---	7018	RV17PMP4	3018	RV17PMC4	406	RV12YC	.036
1986			---	---	---	---	---	3018	RV17PMC4	406	RV12YC
1985			---	---	---	---	---	3018	RV17PMC4	18	RV15YC4



Year	Engine VIN	Notes	CHAMPION Iridium		Double Platinum		Platinum Power		Copper Plus		Gap
			Stk #	Plug Type	Stk #	Plug Type	Stk #	Plug Type	Stk #	Plug Type	
GMC (cont)											
C1500											
4.8L L6, 292 CID											
1980-1979			---	---	---	---	3018	RV17PMC4	18	RV15YC4	.036
5.0L V8, 305 CID											
1999-1996			9404	RS14WYPB5	7940	RS14PYPB5	3013	RS14PYC6	13	RS14YC6	.060
1995-1992			---	---	7018	RV17PMP4	3018	RV17PMC4	18	RV15YC4	.044
1991-1988			---	---	7018	RV17PMP4	3018	RV17PMC4	406	RV12YC	.044
1986	F		---	---	7018	RV17PMP4	3018	RV17PMC4	406	RV12YC	.044
	H		---	---	---	---	3018	RV17PMC4	406	RV12YC	.044
1985-1984	F		---	---	7018	RV17PMP4	3018	RV17PMC4	18	RV15YC4	.044
	H		---	---	---	---	3018	RV17PMC4	18	RV15YC4	.044
1983-1979			---	---	---	---	3018	RV17PMC4	18	RV15YC4	.044
5.7L V8, 350 CID											
1999-1996			9404	RS14WYPB5	7940	RS14PYPB5	3013	RS14PYC6	13	RS14YC6	.060
1995-1992			---	---	7018	RV17PMP4	3018	RV17PMC4	18	RV15YC4	.036
1991-1988			---	---	7018	RV17PMP4	3018	RV17PMC4	406	RV12YC	.036
1986	L		---	---	7018	RV17PMP4	3018	RV17PMC4	406	RV12YC	.044
	M		---	---	---	---	3018	RV17PMC4	406	RV12YC	.044
1985	L		---	---	7018	RV17PMP4	3018	RV17PMC4	18	RV15YC4	.044
	M		---	---	---	---	3018	RV17PMC4	18	RV15YC4	.044
1984			---	---	7018	RV17PMP4	3018	RV17PMC4	18	RV15YC4	.044
1983-1982			---	---	---	---	3018	RV17PMC4	18	RV15YC4	.044
1981-1980		DIESEL	---	---	---	---	---	---	180 ¹	CH80	
		GAS	---	---	---	---	3018	RV17PMC4	18	RV15YC4	.044
1979		DIESEL; With Voltage Controller	---	---	---	---	---	---	180 ¹	CH80	
		GAS	---	---	---	---	3018	RV17PMC4	18	RV15YC4	.044
6.2L V8, 379 CID											
1993-1988		DIESEL	---	---	---	---	---	---	191 ¹	CH238	
1986-1982		DIESEL	---	---	---	---	---	---	191 ¹	CH238	
6.5L V8, 395 CID											
1997-1994		DIESEL	---	---	---	---	---	---	191 ¹	CH238	
6.6L V8, 400 CID											
1980-1979			---	---	---	---	3018	RV17PMC4	18	RV15YC4	.044
7.4L V8, 454 CID											
1980	S		---	---	---	---	3018	RV17PMC4	113	RV12C	.044
	W		---	---	---	---	3018	RV17PMC4	18	RV15YC4	.044
1979			---	---	---	---	3018	RV17PMC4	113	RV12C	.044
C1500 SUBURBAN											
4.1L L6, 250 CID											
1980-1979			---	---	---	---	3018	RV17PMC4	18	RV15YC4	.036
5.0L V8, 305 CID											
1986	F		---	---	7018	RV17PMP4	3018	RV17PMC4	406	RV12YC	.044
	H		---	---	---	---	3018	RV17PMC4	406	RV12YC	.044
1985-1984	F		---	---	7018	RV17PMP4	3018	RV17PMC4	18	RV15YC4	.044
	H		---	---	---	---	3018	RV17PMC4	18	RV15YC4	.044
1983-1979			---	---	---	---	3018	RV17PMC4	18	RV15YC4	.044
5.7L V8, 350 CID											
1999-1996			9404	RS14WYPB5	7940	RS14PYPB5	3013	RS14PYC6	13	RS14YC6	.060
1995-1992			---	---	7018	RV17PMP4	3018	RV17PMC4	18	RV15YC4	.036
1986	L		---	---	7018	RV17PMP4	3018	RV17PMC4	406	RV12YC	.044
	M		---	---	---	---	3018	RV17PMC4	406	RV12YC	.044
1985	L		---	---	7018	RV17PMP4	3018	RV17PMC4	18	RV15YC4	.044
	M		---	---	---	---	3018	RV17PMC4	18	RV15YC4	.044
1984			---	---	7018	RV17PMP4	3018	RV17PMC4	18	RV15YC4	.044
1983-1982			---	---	---	---	3018	RV17PMC4	18	RV15YC4	.044
1981-1980		DIESEL	---	---	---	---	---	---	180 ¹	CH80	
		GAS	---	---	---	---	3018	RV17PMC4	18	RV15YC4	.044
1979		DIESEL; With Voltage Controller	---	---	---	---	---	---	180 ¹	CH80	
		GAS	---	---	---	---	3018	RV17PMC4	18	RV15YC4	.044

¹Electrical overload voids warranty



Year	Engine	Notes	CHAMPION Iridium		Double Platinum		Platinum Power		Copper Plus		Gap
	VIN		Stk #	Plug Type	Stk #	Plug Type	Stk #	Plug Type	Stk #	Plug Type	
GMC (cont)											
C1500 SUBURBAN											
6.2L V8, 379 CID											
1986-1982		DIESEL	---	---	---	---	---	---	191 ¹	CH238	
6.5L V8, 395 CID											
1999-1995		DIESEL	---	---	---	---	---	---	191 ¹	CH238	
7.4L V8, 454 CID											
1980	S		---	---	---	---	3018	RV17PMC4	113	RV12C	.044
	W		---	---	---	---	3018	RV17PMC4	18	RV15YC4	.044
1979			---	---	---	---	3018	RV17PMC4	18	RV15YC4	.044
C25											
4.1L L6, 250 CID											
1978-1977			---	---	---	---	3018	RV17PMC4	18	RV15YC4	.036
1975			---	---	---	---	3018	RV17PMC4	18	RV15YC4	.036
4.8L L6, 292 CID											
1978-1975			---	---	---	---	3018	RV17PMC4	18	RV15YC4	.036
5.0L V8, 305 CID											
1978-1977			---	---	---	---	3018	RV17PMC4	18	RV15YC4	.044
5.7L V8, 350 CID											
1978-1976			---	---	---	---	3018	RV17PMC4	18	RV15YC4	.044
	V		---	---	---	---	3018	RV17PMC4	18	RV15YC4	.044
1975	Y		---	---	---	---	3018	RV17PMC4	18	RV15YC4	.044
6.6L V8, 400 CID											
1978-1976			---	---	---	---	3018	RV17PMC4	18	RV15YC4	.044
7.4L V8, 454 CID											
1978-1977			---	---	---	---	3018	RV17PMC4	18	RV15YC4	.044
1976	S		---	---	---	---	3018	RV17PMC4	18	RV15YC4	.044
	Y		---	---	---	---	3018	RV17PMC4	113	RV12C	.044
1975			---	---	---	---	3018	RV17PMC4	113	RV12C	.036
C25 SUBURBAN											
4.8L L6, 292 CID											
1978-1975			---	---	---	---	3018	RV17PMC4	18	RV15YC4	.036
5.0L V8, 305 CID											
1978-1977			---	---	---	---	3018	RV17PMC4	18	RV15YC4	.044
5.7L V8, 350 CID											
1978-1976			---	---	---	---	3018	RV17PMC4	18	RV15YC4	.044
1975	V		---	---	---	---	3018	RV17PMC4	18	RV15YC4	.044
	Y		---	---	---	---	3018	RV17PMC4	18	RV15YC4	.044
6.6L V8, 400 CID											
1978			---	---	---	---	3018	RV17PMC4	18	RV15YC4	.044
7.4L V8, 454 CID											
1978-1977			---	---	---	---	3018	RV17PMC4	18	RV15YC4	.044
1976	S		---	---	---	---	3018	RV17PMC4	18	RV15YC4	.044
	Y		---	---	---	---	3018	RV17PMC4	113	RV12C	.044
1975			---	---	---	---	3018	RV17PMC4	113	RV12C	.036
C25/C2500 PICKUP											
4.1L L6, 250 CID											
1974-1970			---	---	---	---	3018	RV17PMC4	25	RV17YC	.036
1969-1967			---	---	7405	RN14PMP	3405	RN14PMC	405	RN14YC	.036
4.6L V8, 283 CID											
1967			---	---	---	---	---	---	871	RJ8C	.024
4.8L L6, 292 CID											
1974		GAS	---	---	---	---	3018	RV17PMC4	113	RV12C	.036
		LPG	---	---	---	---	3018	RV17PMC4	113	RV12C	.036
1973-1972			---	---	---	---	3018	RV17PMC4	113	RV12C	.036
1971-1970			---	---	---	---	3018	RV17PMC4	25	RV17YC	.036
1969-1967			---	---	7405	RN14PMP	3405	RN14PMC	405	RN14YC	.036
5.0L V6, 305 CID											
1969-1967			---	---	7405	RN14PMP	3405	RN14PMC	405	RN14YC	.036

¹Electrical overload voids warranty



Year	Engine VIN	Notes	CHAMPION Iridium		Double Platinum		Platinum Power		Copper Plus		Gap
			Stk #	Plug Type	Stk #	Plug Type	Stk #	Plug Type	Stk #	Plug Type	
GMC (cont)											
C25/C2500 PICKUP											
5.0L V8, 307 CID											
1973-1972			---	---	---	---	3018	RV17PMC4	113	RV12C	.036
1971	H		---	---	---	---	3018	RV17PMC4	25	RV17YC	.036
	P		---	---	---	---	3018	RV17PMC4	25	RV17YC	.036
			---	---	---	---	3018	RV17PMC4	25	RV17YC	.036
1970-1968			---	---	---	---	---	---	58	RJ18YC	.036
5.3L V8, 327 CID											
1968-1967			---	---	---	---	---	---	14	RJ12YC	.036
5.4L V8, 327 CID											
1968			---	---	---	---	---	---	14	RJ12YC	.036
5.7L V6, 351 CID											
1968-1967		3/4" Reach	---	---	---	---	---	---	404	RN12YC	.035
		3/8" Reach	---	---	---	---	---	---	102	RJ6C	.030
5.7L V8, 350 CID											
1974-1972			---	---	---	---	3018	RV17PMC4	113	RV12C	.036
1971		215 HP	---	---	---	---	---	---	113	RV12C	.036
		250 HP	---	---	---	---	---	---	406	RV12YC	.036
			---	---	---	---	3018	RV17PMC4	---	---	.036
1970-1969			---	---	---	---	---	---	14	RJ12YC	.036
6.5L V8, 396 CID											
1969-1968			---	---	7405	RN14PMP	3405	RN14PMC	405	RN14YC	.036
6.6L V8, 402 CID											
1972			---	---	---	---	3018	RV17PMC4	113	RV12C	.036
1971-1970			---	---	---	---	3018	RV17PMC4	25	RV17YC	.036
7.4L V8, 454 CID											
1974-1973			---	---	---	---	3018	RV17PMC4	113	RV12C	.036
C25/C2500 SUBURBAN											
4.1L L6, 250 CID											
1974-1970			---	---	---	---	3018	RV17PMC4	25	RV17YC	.036
1969-1968			---	---	7405	RN14PMP	3405	RN14PMC	405	RN14YC	.036
4.8L L6, 292 CID											
1974-1972			---	---	---	---	3018	RV17PMC4	113	RV12C	.036
1971-1970			---	---	---	---	3018	RV17PMC4	25	RV17YC	.036
1969-1968			---	---	7405	RN14PMP	3405	RN14PMC	405	RN14YC	.036
5.0L V6, 305 CID											
1969-1968			---	---	7405	RN14PMP	3405	RN14PMC	405	RN14YC	.036
5.0L V8, 307 CID											
1973-1972			---	---	---	---	3018	RV17PMC4	113	RV12C	.036
1971	H		---	---	---	---	3018	RV17PMC4	25	RV17YC	.036
	P		---	---	---	---	3018	RV17PMC4	25	RV17YC	.036
			---	---	---	---	3018	RV17PMC4	25	RV17YC	.036
1970-1968			---	---	---	---	---	---	58	RJ18YC	.036
5.3L V8, 327 CID											
1968			---	---	---	---	---	---	14	RJ12YC	.036
5.4L V8, 327 CID											
1968			---	---	---	---	---	---	14	RJ12YC	.036
5.7L V6, 351 CID											
1968		3/4" Reach	---	---	---	---	---	---	404	RN12YC	.035
		3/8" Reach	---	---	---	---	---	---	102	RJ6C	.030
5.7L V8, 350 CID											
1974-1972			---	---	---	---	3018	RV17PMC4	113	RV12C	.036
1971		215 HP	---	---	---	---	---	---	113	RV12C	.036
			---	---	---	---	3018	RV17PMC4	406	RV12YC	.036
1970-1969			---	---	---	---	---	---	14	RJ12YC	.036
6.5L V8, 396 CID											
1969-1968			---	---	7405	RN14PMP	3405	RN14PMC	405	RN14YC	.036
6.6L V8, 402 CID											
1972			---	---	---	---	3018	RV17PMC4	113	RV12C	.036
1971-1970			---	---	---	---	3018	RV17PMC4	25	RV17YC	.036



Year	Engine	Notes	CHAMPION Iridium		Double Platinum		Platinum Power		Copper Plus		Gap
	VIN		Stk #	Plug Type	Stk #	Plug Type	Stk #	Plug Type	Stk #	Plug Type	
GMC (cont)											
C25/C2500 SUBURBAN											
7.4L V8, 454 CID											
1974-1973			---	---	---	---	3018	RV17PMC4	113	RV12C	.036
C2500											
4.1L L6, 250 CID											
1984-1979			---	---	---	---	3018	RV17PMC4	18	RV15YC4	.036
4.3L V6, 262 CID											
1995-1994			---	---	7018	RV17PMP4	3018	RV17PMC4	18	RV15YC4	.044
1993-1992			---	---	7018	RV17PMP4	3018	RV17PMC4	18	RV15YC4	.036
1991-1988			---	---	7018	RV17PMP4	3018	RV17PMC4	406	RV12YC	.036
1986			---	---	---	---	3018	RV17PMC4	406	RV12YC	.036
1985			---	---	---	---	3018	RV17PMC4	18	RV15YC4	.036
4.8L L6, 292 CID											
1986			---	---	---	---	3018	RV17PMC4	406	RV12YC	.036
1985-1979			---	---	---	---	3018	RV17PMC4	18	RV15YC4	.036
5.0L V8, 305 CID											
1998-1996			9404	RS14WYPB5	7940	RS14PYPB5	3013	RS14PYC6	13	RS14YC6	.060
1995-1992			---	---	7018	RV17PMP4	3018	RV17PMC4	18	RV15YC4	.044
1991-1988			---	---	7018	RV17PMP4	3018	RV17PMC4	406	RV12YC	.044
1986			---	---	---	---	3018	RV17PMC4	406	RV12YC	.044
1985-1979			---	---	---	---	3018	RV17PMC4	18	RV15YC4	.044
5.7L V8, 350 CID											
2000-1996			9404	RS14WYPB5	7940	RS14PYPB5	3013	RS14PYC6	13	RS14YC6	.060
1995-1992			---	---	7018	RV17PMP4	3018	RV17PMC4	18	RV15YC4	.036
1991-1988			---	---	7018	RV17PMP4	3018	RV17PMC4	406	RV12YC	.036
1986	L		---	---	7018	RV17PMP4	3018	RV17PMC4	406	RV12YC	.044
	M		---	---	---	---	3018	RV17PMC4	406	RV12YC	.044
1985-1984	L		---	---	7018	RV17PMP4	3018	RV17PMC4	18	RV15YC4	.044
	M		---	---	---	---	3018	RV17PMC4	18	RV15YC4	.044
1983-1979			---	---	---	---	3018	RV17PMC4	18	RV15YC4	.044
6.2L V8, 379 CID											
1993-1988		DIESEL	---	---	---	---	---	---	191 ¹	CH238	
1986-1982		DIESEL	---	---	---	---	---	---	191 ¹	CH238	
6.5L V8, 395 CID											
2000-1992		DIESEL	---	---	---	---	---	---	191 ¹	CH238	
6.6L V8, 400 CID											
1979			---	---	---	---	3018	RV17PMC4	113	RV12C	.044
7.4L V8, 454 CID											
2000-1996			9405	RS12WMPB4	7983	RS14PMPB5	3983	RS14PMPB5	13	RS14YC6	.060
1995			---	---	---	---	3025	RV19PMC	25	RV17YC	.036
1994-1992			---	---	---	---	3018	RV17PMC4	25	RV17YC	.036
1991			---	---	---	---	3018	RV17PMC4	406	RV12YC	.036
1986-1982			---	---	---	---	3018	RV17PMC4	113	RV12C	.044
1981			---	---	---	---	3018	RV17PMC4	113	RV12C	.036
1980-1979			---	---	---	---	3018	RV17PMC4	113	RV12C	.044
C2500 SUBURBAN											
4.8L L6, 292 CID											
1984			---	---	---	---	3018	RV17PMC4	18	RV15YC4	.036
1982-1979			---	---	---	---	3018	RV17PMC4	18	RV15YC4	.036
5.0L V8, 305 CID											
1986			---	---	---	---	3018	RV17PMC4	406	RV12YC	.044
1985-1982			---	---	---	---	3018	RV17PMC4	18	RV15YC4	.044
5.7L V8, 350 CID											
1999-1996			9404	RS14WYPB5	7940	RS14PYPB5	3013	RS14PYC6	13	RS14YC6	.060
1995-1992			---	---	7018	RV17PMP4	3018	RV17PMC4	18	RV15YC4	.036
1986	L		---	---	7018	RV17PMP4	3018	RV17PMC4	18	RV15YC4	.044
	M		---	---	---	---	3018	RV17PMC4	406	RV12YC	.044
1985-1984	L		---	---	7018	RV17PMP4	3018	RV17PMC4	18	RV15YC4	.044
	M		---	---	---	---	3018	RV17PMC4	18	RV15YC4	.044
1983-1981			---	---	---	---	3018	RV17PMC4	18	RV15YC4	.044
1980		DIESEL	---	---	---	---	---	---	180 ¹	CH80	

¹Electrical overload voids warranty



Year	Engine VIN	Notes	CHAMPION Iridium		Double Platinum		Platinum Power		Copper Plus		Gap
			Stk #	Plug Type	Stk #	Plug Type	Stk #	Plug Type	Stk #	Plug Type	
GMC (cont)											
C2500 SUBURBAN (cont)											
5.7L V8, 350 CID (cont)											
		GAS	---	---	---	---	3018	RV17PMC4	18	RV15YC4	.044
1979			---	---	---	---	3018	RV17PMC4	18	RV15YC4	.044
6.2L V8, 379 CID											
1986-1982		DIESEL	---	---	---	---	---	---	191 ¹	CH238	
6.5L V8, 395 CID											
1999-1994		DIESEL	---	---	---	---	---	---	191 ¹	CH238	
6.6L V8, 400 CID											
1980			---	---	---	---	3018	RV17PMC4	113	RV12C	.044
7.4L V8, 454 CID											
1999-1996			9405	RS12WMPB4	7983	RS14PMPB5	3983	RS14PMCB5	13	RS14YC6	.060
1995-1992			---	---	---	---	3018	RV17PMC4	25	RV17YC	.036
1986-1982			---	---	---	---	3018	RV17PMC4	113	RV12C	.044
1981			---	---	---	---	3018	RV17PMC4	113	RV12C	.036
1980-1979			---	---	---	---	3018	RV17PMC4	113	RV12C	.044
C35											
4.1L L6, 250 CID											
1978			---	---	---	---	3018	RV17PMC4	18	RV15YC4	.036
1975			---	---	---	---	3018	RV17PMC4	18	RV15YC4	.036
4.8L L6, 292 CID											
1978-1975			---	---	---	---	3018	RV17PMC4	18	RV15YC4	.036
5.0L V8, 305 CID											
1978			---	---	---	---	3018	RV17PMC4	18	RV15YC4	.044
5.7L V8, 350 CID											
1978-1976			---	---	---	---	3018	RV17PMC4	18	RV15YC4	.044
1975	V		---	---	---	---	3018	RV17PMC4	18	RV15YC4	.044
	Y		---	---	---	---	3018	RV17PMC4	18	RV15YC4	.044
6.6L V8, 400 CID											
1978-1976			---	---	---	---	3018	RV17PMC4	18	RV15YC4	.044
7.4L V8, 454 CID											
1978-1977			---	---	---	---	3018	RV17PMC4	18	RV15YC4	.044
1976	S		---	---	---	---	3018	RV17PMC4	18	RV15YC4	.044
	Y		---	---	---	---	3018	RV17PMC4	113	RV12C	.044
1975			---	---	---	---	3018	RV17PMC4	113	RV12C	.036
C35/C3500 PICKUP											
4.1L L6, 250 CID											
1974-1970			---	---	---	---	3018	RV17PMC4	25	RV17YC	.036
1969-1967			---	---	7405	RN14PMP	3405	RN14PMC	405	RN14YC	.036
4.6L V8, 283 CID											
1967			---	---	---	---	---	---	871	RJ8C	.024
4.8L L6, 292 CID											
1974		GAS	---	---	---	---	3018	RV17PMC4	113	RV12C	.036
		LPG	---	---	---	---	3018	RV17PMC4	113	RV12C	.036
1973-1972			---	---	---	---	3018	RV17PMC4	113	RV12C	.036
1971-1970			---	---	---	---	3018	RV17PMC4	25	RV17YC	.036
1969-1967			---	---	7405	RN14PMP	3405	RN14PMC	405	RN14YC	.036
5.0L V6, 305 CID											
1969-1967			---	---	7405	RN14PMP	3405	RN14PMC	405	RN14YC	.036
5.0L V8, 307 CID											
1973-1972			---	---	---	---	3018	RV17PMC4	113	RV12C	.036
1971	H		---	---	---	---	3018	RV17PMC4	25	RV17YC	.036
	P		---	---	---	---	3018	RV17PMC4	25	RV17YC	.036
1970-1968			---	---	---	---	---	---	58	RJ18YC	.036
5.3L V8, 327 CID											
1968-1967			---	---	---	---	---	---	14	RJ12YC	.036
5.4L V8, 327 CID											
1968			---	---	---	---	---	---	14	RJ12YC	.036

¹Electrical overload voids warranty



Year	Engine	Notes	CHAMPION Iridium		Double Platinum		Platinum Power		Copper Plus		Gap	
	VIN		Stk #	Plug Type	Stk #	Plug Type	Stk #	Plug Type	Stk #	Plug Type		
GMC (cont)												
C35/C3500 PICKUP												
5.7L V6, 351 CID												
1968-1967		3/4" Reach	---	---	---	---	---	---	---	404	RN12YC	.035
		3/8" Reach	---	---	---	---	---	---	---	102	RJ6C	.030
5.7L V8, 350 CID												
1974	-	LPG	---	---	---	---	3018	RV17PMC4	113	RV12C		.036
	V	GAS	---	---	---	---	3018	RV17PMC4	113	RV12C		.036
	W	LPG	---	---	---	---	3018	RV17PMC4	113	RV12C		.036
	Y	GAS	---	---	---	---	3018	RV17PMC4	113	RV12C		.036
1973	Y	GAS	---	---	---	---	3018	RV17PMC4	113	RV12C		.036
			---	---	---	---	3018	RV17PMC4	113	RV12C		.036
1972	E	GAS	---	---	---	---	3018	RV17PMC4	113	RV12C		.036
			---	---	---	---	3018	RV17PMC4	113	RV12C		.036
1971			---	---	---	---	3018	RV17PMC4	25	RV17YC		.036
1970-1969			---	---	---	---	---	---	14	RJ2YC		.036
6.5L V8, 396 CID												
1969-1968			---	---	7405	RN14PMP	3405	RN14PMC	405	RN14YC		.036
6.6L V8, 402 CID												
1972			---	---	---	---	3018	RV17PMC4	113	RV12C		.036
1971-1970			---	---	---	---	3018	RV17PMC4	25	RV17YC		.036
7.4L V8, 454 CID												
1974-1973			---	---	---	---	3018	RV17PMC4	113	RV12C		.036
C3500												
4.1L L6, 250 CID												
1980-1979			---	---	---	---	3018	RV17PMC4	18	RV15YC4		.036
4.8L L6, 292 CID												
1986-1985			---	---	---	---	3018	RV17PMC4	406	RV12YC		.036
1984-1979			---	---	---	---	3018	RV17PMC4	18	RV15YC4		.036
5.0L V8, 305 CID												
1986			---	---	---	---	3018	RV17PMC4	406	RV12YC		.044
5.7L V8, 350 CID												
2000-1996			9404	RS14WYPB5	7940	RS14PYPB5	3013	RS14PYC6	13	RS14YC6		.060
1995-1992			---	---	7018	RV17PMP4	3018	RV17PMC4	18	RV15YC4		.036
1991-1988			---	---	7018	RV17PMP4	3018	RV17PMC4	406	RV12YC		.036
1986-1985			---	---	---	---	3018	RV17PMC4	406	RV12YC		.044
1984-1979			---	---	---	---	3018	RV17PMC4	18	RV15YC4		.044
6.2L V8, 379 CID												
1993-1988		DIESEL	---	---	---	---	---	---	191 ¹	CH238		
1986-1982		DIESEL	---	---	---	---	---	---	191 ¹	CH238		
6.5L V8, 395 CID												
2000-1992		DIESEL	---	---	---	---	---	---	191 ¹	CH238		
6.6L V8, 400 CID												
1979			---	---	---	---	3018	RV17PMC4	113	RV12C		.044
7.4L V8, 454 CID												
2000-1996			9405	RS12WMPB4	7983	RS14PMPB5	3983	RS14PMPB5	13	RS14YC6		.060
1995-1992			---	---	---	---	3018	RV17PMC4	25	RV17YC		.036
1991-1988			---	---	---	---	3018	RV17PMC4	406	RV12YC		.036
1986-1982			---	---	---	---	3018	RV17PMC4	113	RV12C		.044
1981			---	---	---	---	3018	RV17PMC4	113	RV12C		.036
1980-1979			---	---	---	---	3018	RV17PMC4	113	RV12C		.044
CABALLERO												
3.3L V6, 200 CID												
1979-1978			---	---	---	---	3018	RV17PMC4	18	RV15YC4		.044
3.8L V6, 229 CID												
1984-1980			---	---	---	---	3018	RV17PMC4	18	RV15YC4		.044
3.8L V6, 231 CID												
1984-1982			---	---	---	---	3018	RV17PMC4	79	RV15YC6		.060
1981			---	---	---	---	3018	RV17PMC4	18	RV15YC4		.060
1980-1979			---	---	---	---	3018	RV17PMC4	79	RV15YC6		.060
1978			---	---	---	---	---	---	18	RV15YC4		.060

¹Electrical overload voids warranty



Year	Engine VIN	Notes	CHAMPION Iridium		Double Platinum		Platinum Power		Copper Plus		Gap
			Stk #	Plug Type	Stk #	Plug Type	Stk #	Plug Type	Stk #	Plug Type	
GMC (cont)											
CABALLERO											
4.3L V6, 262 CID											
1987-1985			---	---	---	---	---	---	400	RV9YC	.036
4.4L V8, 267 CID											
1982-1979			---	---	---	---	3018	RV17PMC4	18	RV15YC4	.044
5.0L V8, 305 CID											
1987-1986			---	---	---	---	---	---	400	RV9YC	.044
1985-1984			---	---	---	---	---	---	18	RV15YC4	.044
1983-1978			---	---	---	---	3018	RV17PMC4	18	RV15YC4	.044
5.7L V8, 350 CID											
1984			---	---	---	---	---	---	147 ¹	CH182	
1983			---	---	---	---	---	---	180 ¹	CH80	
1979-1978			---	---	---	---	3018	RV17PMC4	18	RV15YC4	.044
CANYON											
2.8L L4, 169 CID											
2006-2004			9300	RES12WYPB4	7437	RES11PYP5	3032	RE10PMC5	---	---	.042
2.9L L4, 178 CID											
2012-2007			9300	RES12WYPB4	7437	RES11PYP5	3032	RE10PMC5	---	---	.040
3.5L L5, 211 CID											
2006-2004			9300	RES12WYPB4	7437	RES11PYP5	3032	RE10PMC5	---	---	.042
3.7L L5, 223 CID											
2012-2007			9300	RES12WYPB4	7437	RES11PYP5	3032	RE10PMC5	---	---	.040
5.3L V8, 325 CID											
2012-2010			9405	RS12WMPB4	---	---	3015	RS14PMC4	401	RS12YC	.040
2009			9405	RS12WMPB4	---	---	3015	RS14PMC4	408	RS14YC	.040
ENVOY											
4.2L L6, 256 CID											
2009-2007			9300	RES12WYPB4	7437	RES11PYP5	---	---	---	---	.040
2006-2003			9300	RES12WYPB4	7437	RES11PYP5	---	---	---	---	.042
2002			9300	RES12WYPB4	7437	RES11PYP5	---	---	---	---	.050
5.3L V8, 323 CID											
2005			9405	RS12WMPB4	---	---	---	---	408	RS14YC	.040
5.3L V8, 325 CID											
2009-2006			9405	RS12WMPB4	---	---	3015	RS14PMC4	401	RS12YC	.040
ENVOY XL											
4.2L L6, 256 CID											
2006-2003			9300	RES12WYPB4	7437	RES11PYP5	---	---	---	---	.042
2002			9300	RES12WYPB4	7437	RES11PYP5	---	---	---	---	.050
5.3L V8, 323 CID											
2005-2003			9405	RS12WMPB4	---	---	3015	RS14PMC4	401	RS12YC	.040
5.3L V8, 325 CID											
2006			9405	RS12WMPB4	---	---	3015	RS14PMC4	401	RS12YC	.040
ENVOY XUV											
4.2L L6, 256 CID											
2005-2004			9300	RES12WYPB4	7437	RES11PYP5	---	---	---	---	.042
5.3L V8, 323 CID											
2005-2004			9405	RS12WMPB4	---	---	3015	RS14PMC4	401	RS12YC	.040
G15											
4.1L L6, 250 CID											
1978-1975			---	---	---	---	3018	RV17PMC4	18	RV15YC4	.036
5.0L V8, 305 CID											
1978-1977			---	---	---	---	3018	RV17PMC4	18	RV15YC4	.044
5.7L V8, 350 CID											
1978-1976			---	---	---	---	3018	RV17PMC4	18	RV15YC4	.044
1975	V		---	---	---	---	3018	RV17PMC4	18	RV15YC4	.044
	Y		---	---	---	---	3018	RV17PMC4	18	RV15YC4	.044
6.6L V8, 400 CID											
1976			---	---	---	---	3018	RV17PMC4	18	RV15YC4	.044

¹Electrical overload voids warranty



Year	Engine	Notes	CHAMPION Iridium		Double Platinum		Platinum Power		Copper Plus		Gap
	VIN		Stk #	Plug Type	Stk #	Plug Type	Stk #	Plug Type	Stk #	Plug Type	
GMC (cont)											
G15/G1500 VAN											
3.8L L6, 230 CID											
1969-1967			---	---	7405	RN14PMP	3405	RN14PMC	405	RN14YC	.036
4.1L L6, 250 CID											
1974-1971			---	---	---	---	3018	RV17PMC4	25	RV17YC	.036
1970			---	---	---	---	3025	RV19PMC	25	RV17YC	.036
1969-1967			---	---	7405	RN14PMP	3405	RN14PMC	405	RN14YC	.036
4.6L V8, 283 CID											
1967			---	---	---	---	---	---	871	RJ8C	.024
5.0L V8, 307 CID											
1973-1972			---	---	---	---	3018	RV17PMC4	113	RV12C	.036
1971			---	---	---	---	3018	RV17PMC4	25	RV17YC	.036
1970-1969			---	---	---	---	---	---	58	RJ18YC	.036
1968			---	---	---	---	---	---	14	RJ12YC	.036
5.4L V8, 327 CID											
1967			---	---	---	---	---	---	14	RJ12YC	.036
5.7L V8, 350 CID											
1974-1972			---	---	---	---	3018	RV17PMC4	113	RV12C	.036
1971		215 HP	---	---	---	---	---	---	113	RV12C	.036
		250 HP	---	---	---	---	---	---	406	RV12YC	.036
			---	---	---	---	3018	RV17PMC4	---	---	.036
G1500											
4.1L L6, 250 CID											
1984-1979			---	---	---	---	3018	RV17PMC4	18	RV15YC4	.036
4.3L V6, 262 CID											
1995-1994			---	---	7018	RV17PMP4	3018	RV17PMC4	18	RV15YC4	.044
1993-1992			---	---	7018	RV17PMP4	3018	RV17PMC4	18	RV15YC4	.036
1991-1988			---	---	7018	RV17PMP4	3018	RV17PMC4	406	RV12YC	.036
1987-1985			---	---	---	---	3018	RV17PMC4	406	RV12YC	.036
5.0L V8, 305 CID											
1995-1992			---	---	7018	RV17PMP4	3018	RV17PMC4	18	RV15YC4	.044
1991-1987			---	---	7018	RV17PMP4	3018	RV17PMC4	406	RV12YC	.044
1986	F		---	---	7018	RV17PMP4	3018	RV17PMC4	406	RV12YC	.036
	H		---	---	---	---	3018	RV17PMC4	406	RV12YC	.044
1985	F		---	---	7018	RV17PMP4	3018	RV17PMC4	406	RV12YC	.044
	H		---	---	---	---	3018	RV17PMC4	406	RV12YC	.044
1984	F		---	---	7018	RV17PMP4	3018	RV17PMC4	18	RV15YC4	.044
	H		---	---	---	---	3018	RV17PMC4	18	RV15YC4	.044
1983-1979			---	---	---	---	3018	RV17PMC4	18	RV15YC4	.044
5.7L V8, 350 CID											
1993-1992			---	---	7018	RV17PMP4	3018	RV17PMC4	18	RV15YC4	.036
1991-1987			---	---	7018	RV17PMP4	3018	RV17PMC4	406	RV12YC	.036
1986-1985			---	---	7018	RV17PMP4	3018	RV17PMC4	406	RV12YC	.044
1984			---	---	7018	RV17PMP4	3018	RV17PMC4	18	RV15YC4	.044
1983-1979			---	---	---	---	3018	RV17PMC4	18	RV15YC4	.044
6.6L V8, 400 CID											
1979			---	---	---	---	3018	RV17PMC4	18	RV15YC4	.044
G25											
4.1L L6, 250 CID											
1978			---	---	---	---	3018	RV17PMC4	18	RV15YC4	.036
4.8L L6, 292 CID											
1978-1975			---	---	---	---	3018	RV17PMC4	18	RV15YC4	.036
5.0L V8, 305 CID											
1978-1977			---	---	---	---	3018	RV17PMC4	18	RV15YC4	.044
5.7L V8, 350 CID											
1978-1976			---	---	---	---	3018	RV17PMC4	18	RV15YC4	.044
1975	V		---	---	---	---	3018	RV17PMC4	18	RV15YC4	.044
	Y		---	---	---	---	3018	RV17PMC4	18	RV15YC4	.044
6.6L V8, 400 CID											
1978-1976			---	---	---	---	3018	RV17PMC4	18	RV15YC4	.044



Year	Engine VIN	Notes	CHAMPION Iridium		Double Platinum		Platinum Power		Copper Plus		Gap
			Stk #	Plug Type	Stk #	Plug Type	Stk #	Plug Type	Stk #	Plug Type	
GMC (cont)											
G25 (cont)											
6.6L V8, 400 CID (cont)											
1975			---	---	---	---	3018	RV17PMC4	113	RV12C	.036
7.4L V8, 454 CID											
1976			---	---	---	---	3018	RV17PMC4	18	RV15YC4	.044
1975			---	---	---	---	3018	RV17PMC4	113	RV12C	.036
G25/G2500 VAN											
3.8L L6, 230 CID											
1969-1967			---	---	7405	RN14PMP	3405	RN14PMC	405	RN14YC	.036
4.1L L6, 250 CID											
1974-1970			---	---	---	---	3018	RV17PMC4	25	RV17YC	.036
1969-1967			---	---	7405	RN14PMP	3405	RN14PMC	405	RN14YC	.036
4.6L V8, 283 CID											
1967			---	---	---	---	---	---	871	RJ8C	.024
4.8L L6, 292 CID											
1974			---	---	---	---	3018	RV17PMC4	113	RV12C	.036
5.0L V8, 307 CID											
1973-1972			---	---	---	---	3018	RV17PMC4	113	RV12C	.036
1971			---	---	---	---	3018	RV17PMC4	25	RV17YC	.036
1970-1969			---	---	---	---	---	---	58	RJ18YC	.036
1968			---	---	---	---	---	---	14	RJ12YC	.036
5.4L V8, 327 CID											
1967			---	---	---	---	---	---	14	RJ12YC	.036
5.7L V8, 350 CID											
1974	V	GAS	---	---	---	---	3018	RV17PMC4	113	RV12C	.036
	V		---	---	---	---	3018	RV17PMC4	113	RV12C	.036
	Y		---	---	---	---	3018	RV17PMC4	113	RV12C	.036
1973-1972			---	---	---	---	3018	RV17PMC4	113	RV12C	.036
1971			---	---	---	---	3018	RV17PMC4	25	RV17YC	.036
1970			---	---	---	---	---	---	14	RJ12YC	.036
G2500											
4.1L L6, 250 CID											
1984-1979			---	---	---	---	3018	RV17PMC4	18	RV15YC4	.036
4.3L V6, 262 CID											
1995-1994			---	---	7018	RV17PMP4	3018	RV17PMC4	18	RV15YC4	.044
1993-1992			---	---	7018	RV17PMP4	3018	RV17PMC4	18	RV15YC4	.036
1991-1988			---	---	7018	RV17PMP4	3018	RV17PMC4	406	RV12YC	.036
1987-1985			---	---	---	---	3018	RV17PMC4	406	RV12YC	.036
5.0L V8, 305 CID											
1995-1992			---	---	7018	RV17PMP4	3018	RV17PMC4	18	RV15YC4	.044
1991-1987			---	---	7018	RV17PMP4	3018	RV17PMC4	406	RV12YC	.044
1986-1985	F		---	---	7018	RV17PMP4	3018	RV17PMC4	406	RV12YC	.044
	H		---	---	---	---	3018	RV17PMC4	406	RV12YC	.044
1984	F		---	---	7018	RV17PMP4	3018	RV17PMC4	18	RV15YC4	.044
	H		---	---	---	---	3018	RV17PMC4	18	RV15YC4	.044
1983-1979			---	---	---	---	3018	RV17PMC4	18	RV15YC4	.044
5.7L V8, 350 CID											
1995-1992			---	---	7018	RV17PMP4	3018	RV17PMC4	18	RV15YC4	.036
1991-1987			---	---	7018	RV17PMP4	3018	RV17PMC4	406	RV12YC	.036
1986-1985	L		---	---	7018	RV17PMP4	3018	RV17PMC4	406	RV12YC	.044
	M		---	---	---	---	3018	RV17PMC4	406	RV12YC	.044
1984			---	---	7018	RV17PMP4	3018	RV17PMC4	18	RV15YC4	.044
1983-1979			---	---	---	---	3018	RV17PMC4	18	RV15YC4	.044
6.2L V8, 379 CID											
1993-1983		DIESEL	---	---	---	---	---	---	191 ¹	CH238	
6.5L V8, 395 CID											
1995-1994		DIESEL	---	---	---	---	---	---	191 ¹	CH238	
6.6L V8, 400 CID											
1980-1979			---	---	---	---	3018	RV17PMC4	113	RV12C	.044

¹Electrical overload voids warranty



Year	Engine	Notes	CHAMPION Iridium		Double Platinum		Platinum Power		Copper Plus		Gap
	VIN		Stk #	Plug Type	Stk #	Plug Type	Stk #	Plug Type	Stk #	Plug Type	
GMC (cont)											
G35											
4.1L L6, 250 CID											
1978			---	---	---	---	3018	RV17PMC4	18	RV15YC4	.036
4.8L L6, 292 CID											
1978-1975			---	---	---	---	3018	RV17PMC4	18	RV15YC4	.036
5.7L V8, 350 CID											
1978-1976			---	---	---	---	3018	RV17PMC4	18	RV15YC4	.044
1975	V		---	---	---	---	3018	RV17PMC4	406	RV12YC	.044
	Y		---	---	---	---	3018	RV17PMC4	18	RV15YC4	.044
6.6L V8, 400 CID											
1978-1976			---	---	---	---	3018	RV17PMC4	18	RV15YC4	.044
1975			---	---	---	---	3018	RV17PMC4	113	RV12C	.036
7.4L V8, 454 CID											
1976	S		---	---	---	---	3018	RV17PMC4	18	RV15YC4	.044
	Y		---	---	---	---	3018	RV17PMC4	113	RV12C	.044
G35/G3500 VAN											
4.1L L6, 250 CID											
1974-1971			---	---	---	---	3018	RV17PMC4	25	RV17YC	.036
1970			---	---	---	---	3025	RV19PMC	25	RV17YC	.036
1967			---	---	7405	RN14PMP	3405	RN14PMC	405	RN14YC	.036
4.6L V8, 283 CID											
1967			---	---	---	---	---	---	871	RJ8C	.024
4.8L L6, 292 CID											
1974			---	---	---	---	3018	RV17PMC4	113	RV12C	.036
5.0L V8, 307 CID											
1973	X		---	---	---	---	3018	RV17PMC4	113	RV12C	.036
1972	F		---	---	---	---	---	---	113	RV12C	.036
			---	---	---	---	3018	RV17PMC4	---	---	.036
1971	H		---	---	---	---	3018	RV17PMC4	25	RV17YC	.036
	P		---	---	---	---	3018	RV17PMC4	25	RV17YC	.036
1970			---	---	---	---	---	---	58	RJ18YC	.036
5.3L V8, 327 CID											
1967			---	---	---	---	---	---	14	RJ12YC	.036
5.7L V8, 350 CID											
1974-1972			---	---	---	---	3018	RV17PMC4	113	RV12C	.036
1971		215 HP	---	---	---	---	---	---	113	RV12C	.036
		250 HP	---	---	---	---	---	---	406	RV12YC	.036
			---	---	---	---	3018	RV17PMC4	---	---	.036
1970			---	---	---	---	---	---	14	RJ12YC	.036
7.4L V8, 454 CID											
1974-1973			---	---	---	---	3018	RV17PMC4	113	RV12C	.036
G3500											
4.1L L6, 250 CID											
1984-1982			---	---	---	---	3018	RV17PMC4	18	RV15YC4	.036
1979			---	---	---	---	3018	RV17PMC4	18	RV15YC4	.036
4.3L V6, 262 CID											
1995-1994			---	---	7018	RV17PMP4	3018	RV17PMC4	18	RV15YC4	.044
1993-1992			---	---	7018	RV17PMP4	3018	RV17PMC4	18	RV15YC4	.036
1991-1988			---	---	7018	RV17PMP4	3018	RV17PMC4	406	RV12YC	.036
1987-1985			---	---	---	---	3018	RV17PMC4	406	RV12YC	.036
5.0L V8, 305 CID											
1981			---	---	---	---	3018	RV17PMC4	18	RV15YC4	.044
5.7L V8, 350 CID											
1996-1992			---	---	7018	RV17PMP4	3018	RV17PMC4	18	RV15YC4	.036
1991-1989			---	---	7018	RV17PMP4	3018	RV17PMC4	406	RV12YC	.036
1988-1987	K	FI	---	---	7018	RV17PMP4	3018	RV17PMC4	406	RV12YC	.036
	M	CARB	---	---	---	---	3018	RV17PMC4	406	RV12YC	.044
1986-1985	L		---	---	7018	RV17PMP4	3018	RV17PMC4	406	RV12YC	.044
	M		---	---	---	---	3018	RV17PMC4	406	RV12YC	.044
1984	E		---	---	---	---	3018	RV17PMC4	18	RV15YC4	.044



Year	Engine VIN	Notes	CHAMPION Iridium		Double Platinum		Platinum Power		Copper Plus		Gap
			Stk #	Plug Type	Stk #	Plug Type	Stk #	Plug Type	Stk #	Plug Type	
GMC (cont)											
G3500 (cont)											
5.7L V8, 350 CID (cont)											
	L		---	---	7018	RV17PMP4	3018	RV17PMC4	18	RV15YC4	.044
	M		---	---	---	---	3018	RV17PMC4	18	RV15YC4	.044
1983-1979			---	---	---	---	3018	RV17PMC4	18	RV15YC4	.044
6.2L V8, 379 CID											
1993-1983		DIESEL	---	---	---	---	---	---	191 ¹	CH238	
6.5L V8, 395 CID											
1996-1994		DIESEL	---	---	---	---	---	---	191 ¹	CH238	
6.6L V8, 400 CID											
1980-1979			---	---	---	---	3018	RV17PMC4	113	RV12C	.044
7.4L V8, 454 CID											
1996-1992			---	---	---	---	3018	RV17PMC4	25	RV17YC	.036
1991-1988			---	---	---	---	3018	RV17PMC4	406	RV12YC	.036
JIMMY											
4.1L L6, 250 CID											
1982-1975			---	---	---	---	3018	RV17PMC4	18	RV15YC4	.036
1974-1970			---	---	---	---	3018	RV17PMC4	25	RV17YC	.036
4.3L V6, 262 CID											
2004-1996			9404	RS14WYPB5	7940	RS14PYPB5	3013	RS14PYC6	13	RS14YC6	.060
1995-1994			---	---	7018	RV17PMP4	3018	RV17PMC4	18	RV15YC4	.044
1993	W		---	---	7018	RV17PMP4	3018	RV17PMC4	18	RV15YC4	.044
	Z		---	---	7018	RV17PMP4	3018	RV17PMC4	18	RV15YC4	.036
1992			---	---	7018	RV17PMP4	3018	RV17PMC4	18	RV15YC4	.036
4.3L V6, 4294cc											
2005			9404	RS14WYPB5	7940	RS14PYPB5	3013	RS14PYC6	13	RS14YC6	.060
4.8L L6, 292 CID											
1974-1972			---	---	---	---	3018	RV17PMC4	113	RV12C	.036
1971-1970			---	---	---	---	3018	RV17PMC4	25	RV17YC	.036
5.0L V8, 305 CID											
1987-1983			---	---	---	---	3018	RV17PMC4	406	RV12YC	.044
1982-1977			---	---	---	---	3018	RV17PMC4	18	RV15YC4	.044
5.0L V8, 307 CID											
1973	X		---	---	---	---	3018	RV17PMC4	113	RV12C	.036
1972			---	---	---	---	3018	RV17PMC4	113	RV12C	.036
1971			---	---	---	---	3018	RV17PMC4	25	RV17YC	.036
1970			---	---	---	---	---	---	58	RJ18YC	.036
5.7L V8, 350 CID											
1991-1987			---	---	7018	RV17PMP4	3018	RV17PMC4	406	RV12YC	.036
1986-1984			---	---	7018	RV17PMP4	3018	RV17PMC4	406	RV12YC	.044
1983			---	---	---	---	3018	RV17PMC4	406	RV12YC	.044
1982-1976			---	---	---	---	3018	RV17PMC4	18	RV15YC4	.044
1975	HEI		---	---	---	---	3018	RV17PMC4	35	RV12C6	.060
	LD		---	---	---	---	3018	RV17PMC4	---	---	.036
	LD		---	---	---	---	---	---	113	RV12C	.044
1974-1972			---	---	---	---	3018	RV17PMC4	113	RV12C	.036
1971		215 HP	---	---	---	---	3018	RV17PMC4	113	RV12C	.036
			---	---	---	---	---	---	406	RV12YC	.036
1970			---	---	---	---	---	---	14	RJ12YC	.036
6.2L V8, 379 CID											
1991-1982		DIESEL	---	---	---	---	---	---	191 ¹	CH238	
6.6L V8, 400 CID											
1979-1976			---	---	---	---	3018	RV17PMC4	18	RV15YC4	.044
1975			---	---	---	---	3018	RV17PMC4	113	RV12C	.036
7.4L V8, 454 CID											
1976			---	---	---	---	3018	RV17PMC4	113	RV12C	.044
1974-1973			---	---	---	---	3018	RV17PMC4	113	RV12C	.036
K15											
4.1L L6, 250 CID											
1978-1975			---	---	---	---	3018	RV17PMC4	18	RV15YC4	.036

¹Electrical overload voids warranty



Year	Engine	Notes	CHAMPION Iridium		Double Platinum		Platinum Power		Copper Plus		Gap
	VIN		Stk #	Plug Type	Stk #	Plug Type	Stk #	Plug Type	Stk #	Plug Type	
GMC (cont)											
K15											
4.8L L6, 292 CID											
1976-1975			---	---	---	---	3018	RV17PMC4	18	RV15YC4	.036
5.0L V8, 305 CID											
1978-1976			---	---	---	---	3018	RV17PMC4	18	RV15YC4	.044
5.7L V8, 350 CID											
1978-1976			---	---	---	---	3018	RV17PMC4	18	RV15YC4	.044
1975	V		---	---	---	---	3018	RV17PMC4	18	RV15YC4	.044
	Y		---	---	---	---	3018	RV17PMC4	18	RV15YC4	.044
6.6L V8, 400 CID											
1978-1976			---	---	---	---	3018	RV17PMC4	18	RV15YC4	.044
1975			---	---	---	---	3018	RV17PMC4	113	RV12C	.036
7.4L V8, 454 CID											
1976	S		---	---	---	---	3018	RV17PMC4	18	RV15YC4	.044
	Y		---	---	---	---	3018	RV17PMC4	113	RV12C	.044
K15 SUBURBAN											
4.1L L6, 250 CID											
1978-1975			---	---	---	---	3018	RV17PMC4	18	RV15YC4	.036
5.0L V8, 305 CID											
1978-1976			---	---	---	---	3018	RV17PMC4	18	RV15YC4	.044
5.7L V8, 350 CID											
1978-1976		HD	---	---	---	---	---	---	113	RV12C	.035
		LD	---	---	---	---	3018	RV17PMC4	18	RV15YC4	.045
1975	Y	HEI	---	---	---	---	---	---	79	RV15YC6	.060
		HEI	---	---	---	---	3018	RV17PMC4	---	---	.060
		NON-HEI	---	---	---	---	---	---	113	RV12C	.035
6.6L V8, 400 CID											
1978-1976			---	---	---	---	3018	RV17PMC4	18	RV15YC4	.044
1975			---	---	---	---	3018	RV17PMC4	113	RV12C	.036
K15/K1500 PICKUP											
3.8L L6, 230 CID											
1969-1967			---	---	7405	RN14PMP	3405	RN14PMC	405	RN14YC	.036
4.1L L6, 250 CID											
1974-1970			---	---	---	---	3018	RV17PMC4	25	RV17YC	.036
1969-1967			---	---	7405	RN14PMP	3405	RN14PMC	405	RN14YC	.036
4.6L V8, 283 CID											
1967			---	---	---	---	---	---	871	RJ8C	.024
4.8L L6, 292 CID											
1974		GAS	---	---	---	---	3018	RV17PMC4	113	RV12C	.036
		LPG	---	---	---	---	3018	RV17PMC4	113	RV12C	.036
1973-1972			---	---	---	---	3018	RV17PMC4	113	RV12C	.036
1971-1970			---	---	---	---	3018	RV17PMC4	25	RV17YC	.036
1969-1967			---	---	7405	RN14PMP	3405	RN14PMC	405	RN14YC	.036
5.0L V6, 305 CID											
1969-1967			---	---	7405	RN14PMP	3405	RN14PMC	405	RN14YC	.036
5.0L V8, 307 CID											
1973	X		---	---	---	---	3018	RV17PMC4	113	RV12C	.036
1972	F		---	---	---	---	3018	RV17PMC4	113	RV12C	.036
1971	H		---	---	---	---	3018	RV17PMC4	25	RV17YC	.036
			---	---	---	---	3018	RV17PMC4	25	RV17YC	.036
1970-1968			---	---	---	---	---	---	58	RJ18YC	.036
5.3L V8, 327 CID											
1968-1967			---	---	---	---	---	---	14	RJ12YC	.036
5.4L V8, 327 CID											
1968			---	---	---	---	---	---	14	RJ12YC	.036
5.7L V6, 351 CID											
1968-1967		3/4" Reach	---	---	---	---	---	---	404	RN12YC	.035
		3/8" Reach	---	---	---	---	---	---	102	RJ6C	.030
5.7L V8, 350 CID											
1974-1972			---	---	---	---	3018	RV17PMC4	113	RV12C	.036



Year	Engine VIN	Notes	CHAMPION Iridium		Double Platinum		Platinum Power		Copper Plus		Gap
			Stk #	Plug Type	Stk #	Plug Type	Stk #	Plug Type	Stk #	Plug Type	
GMC (cont)											
K15/K1500 PICKUP (cont)											
5.7L V8, 350 CID (cont)											
1971		215 HP	---	---	---	---	---	---	113	RV12C	.036
		250 HP	---	---	---	---	---	---	406	RV12YC	.036
			---	---	---	---	3018	RV17PMC4	---	---	.036
1970-1969			---	---	---	---	---	---	14	RJ12YC	.036
6.5L V8, 396 CID											
1969-1968			---	---	7405	RN14PMP	3405	RN14PMC	405	RN14YC	.036
6.6L V8, 402 CID											
1972			---	---	---	---	3018	RV17PMC4	113	RV12C	.036
1971-1970			---	---	---	---	3018	RV17PMC4	25	RV17YC	.036
7.4L V8, 454 CID											
1974-1973			---	---	---	---	3018	RV17PMC4	113	RV12C	.036
K15/K1500 SUBURBAN											
4.1L L6, 250 CID											
1974			---	---	---	---	3018	RV17PMC4	25	RV17YC	.036
1973			---	---	---	---	3018	RV17PMC4	19	RV19YC	.036
1972-1970			---	---	---	---	3018	RV17PMC4	25	RV17YC	.036
1969-1967			---	---	7405	RN14PMP	3405	RN14PMC	405	RN14YC	.036
4.6L V8, 283 CID											
1967			---	---	---	---	---	---	871	RJ8C	.024
4.8L L6, 292 CID											
1971-1970			---	---	---	---	3018	RV17PMC4	25	RV17YC	.036
1968-1967			---	---	7405	RN14PMP	3405	RN14PMC	405	RN14YC	.036
5.0L V6, 305 CID											
1969-1967			---	---	7405	RN14PMP	3405	RN14PMC	405	RN14YC	.036
5.0L V8, 307 CID											
1973			---	---	---	---	3018	RV17PMC4	113	RV12C	.036
1972			---	---	---	---	3018	RV17PMC4	113	RV12C	.036
	F		---	---	---	---	3018	RV17PMC4	113	RV12C	.036
1971			---	---	---	---	3018	RV17PMC4	25	RV17YC	.036
1970-1968			---	---	---	---	---	---	58	RJ18YC	.036
5.3L V8, 327 CID											
1968-1967			---	---	---	---	---	---	14	RJ12YC	.036
5.4L V8, 327 CID											
1968			---	---	---	---	---	---	14	RJ12YC	.036
5.7L V6, 351 CID											
1968-1967		3/4" Reach	---	---	---	---	---	---	404	RN12YC	.035
		3/8" Reach	---	---	---	---	---	---	102	RJ6C	.030
5.7L V8, 350 CID											
1974-1972			---	---	---	---	3018	RV17PMC4	113	RV12C	.036
1971		HP 215	---	---	---	---	3018	RV17PMC4	113	RV12C	.036
		HP 250	---	---	---	---	---	---	406	RV12YC	.036
1970-1969			---	---	---	---	---	---	14	RJ12YC	.036
6.5L V8, 396 CID											
1969-1968			---	---	7405	RN14PMP	3405	RN14PMC	405	RN14YC	.036
6.6L V8, 402 CID											
1972			---	---	---	---	3018	RV17PMC4	113	RV12C	.036
1971-1970			---	---	---	---	3018	RV17PMC4	25	RV17YC	.036
7.4L V8, 454 CID											
1974-1973			---	---	---	---	3018	RV17PMC4	113	RV12C	.036
K1500											
4.1L L6, 250 CID											
1984-1979			---	---	---	---	3018	RV17PMC4	18	RV15YC4	.036
4.3L V6, 262 CID											
1998-1996			9404	RS14WYPB5	7940	RS14PYPB5	3013	RS14PYC6	13	RS14YC6	.060
1995-1994			---	---	7018	RV17PMP4	3018	RV17PMC4	18	RV15YC4	.044
1993-1992			---	---	7018	RV17PMP4	3018	RV17PMC4	18	RV15YC4	.036
1991-1988			---	---	7018	RV17PMP4	3018	RV17PMC4	406	RV12YC	.036
1986-1985			---	---	---	---	3018	RV17PMC4	406	RV12YC	.036



Year	Engine	Notes	CHAMPION Iridium		Double Platinum		Platinum Power		Copper Plus		Gap
	VIN		Stk #	Plug Type	Stk #	Plug Type	Stk #	Plug Type	Stk #	Plug Type	
GMC (cont)											
K1500											
4.8L L6, 292 CID											
1980-1979			---	---	---	---	3018	RV17PMC4	18	RV15YC4	.036
5.0L V8, 305 CID											
1999-1996			9404	RS14WYPB5	7940	RS14PYPB5	3013	RS14PYC6	13	RS14YC6	.060
1995-1992			---	---	7018	RV17PMP4	3018	RV17PMC4	18	RV15YC4	.044
1991-1988			---	---	7018	RV17PMP4	3018	RV17PMC4	406	RV12YC	.044
1986-1985			---	---	---	---	3018	RV17PMC4	406	RV12YC	.044
1984-1981			---	---	---	---	3018	RV17PMC4	18	RV15YC4	.044
1979			---	---	---	---	3018	RV17PMC4	18	RV15YC4	.044
5.7L V8, 350 CID											
1999-1996			9404	RS14WYPB5	7940	RS14PYPB5	3013	RS14PYC6	13	RS14YC6	.060
1995-1992			---	---	7018	RV17PMP4	3018	RV17PMC4	18	RV15YC4	.036
1991-1988			---	---	7018	RV17PMP4	3018	RV17PMC4	406	RV12YC	.036
1986-1985	L		---	---	7018	RV17PMP4	3018	RV17PMC4	406	RV12YC	.044
	M		---	---	---	---	3018	RV17PMC4	406	RV12YC	.044
1984			---	---	7018	RV17PMP4	3018	RV17PMC4	18	RV15YC4	.044
1983-1979			---	---	---	---	3018	RV17PMC4	18	RV15YC4	.044
6.2L V8, 379 CID											
1993-1988		DIESEL	---	---	---	---	---	---	191 ¹	CH238	
1986-1982		DIESEL	---	---	---	---	---	---	191 ¹	CH238	
6.5L V8, 395 CID											
1998-1994			---	---	---	---	---	---	191 ¹	CH238	
6.6L V8, 400 CID											
1980-1979			---	---	---	---	3018	RV17PMC4	18	RV15YC4	.044
7.4L V8, 454 CID											
1980-1979			---	---	---	---	3018	RV17PMC4	113	RV12C	.044
K1500 SUBURBAN											
4.1L L6, 250 CID											
1980-1979			---	---	---	---	3018	RV17PMC4	18	RV15YC4	.036
5.0L V8, 305 CID											
1985			---	---	7018	RV17PMP4	3018	RV17PMC4	406	RV12YC	.036
1984			---	---	7018	RV17PMP4	3018	RV17PMC4	18	RV15YC4	.036
1983			---	---	---	---	3018	RV17PMC4	18	RV15YC4	.036
1982			---	---	---	---	3018	RV17PMC4	18	RV15YC4	.044
1979			---	---	---	---	3018	RV17PMC4	18	RV15YC4	.044
5.7L V8, 350 CID											
1999-1996			9404	RS14WYPB5	7940	RS14PYPB5	3013	RS14PYC6	13	RS14YC6	.060
1995-1992			---	---	7018	RV17PMP4	3018	RV17PMC4	18	RV15YC4	.036
1986-1985			---	---	7018	RV17PMP4	3018	RV17PMC4	406	RV12YC	.044
1984			---	---	7018	RV17PMP4	3018	RV17PMC4	18	RV15YC4	.044
1983-1979			---	---	---	---	3018	RV17PMC4	18	RV15YC4	.044
6.2L V8, 379 CID											
1986-1982		DIESEL	---	---	---	---	---	---	191 ¹	CH238	
6.5L V8, 395 CID											
1999-1995		DIESEL	---	---	---	---	---	---	191 ¹	CH238	
6.6L V8, 400 CID											
1980-1979			---	---	---	---	3018	RV17PMC4	18	RV15YC4	.044
K25											
4.1L L6, 250 CID											
1978			---	---	---	---	3018	RV17PMC4	18	RV15YC4	.036
1976-1975			---	---	---	---	3018	RV17PMC4	18	RV15YC4	.036
4.8L L6, 292 CID											
1978-1975			---	---	---	---	3018	RV17PMC4	18	RV15YC4	.036
5.0L V8, 305 CID											
1978-1977			---	---	---	---	3018	RV17PMC4	18	RV15YC4	.044
5.7L V8, 350 CID											
1978-1976			---	---	---	---	3018	RV17PMC4	18	RV15YC4	.044
1975	V		---	---	---	---	3018	RV17PMC4	18	RV15YC4	.044
	Y		---	---	---	---	3018	RV17PMC4	18	RV15YC4	.044

¹Electrical overload voids warranty



Year	Engine VIN	Notes	CHAMPION Iridium		Double Platinum		Platinum Power		Copper Plus		Gap
			Stk #	Plug Type	Stk #	Plug Type	Stk #	Plug Type	Stk #	Plug Type	
GMC (cont)											
K25											
6.6L V8, 400 CID											
1978-1976			---	---	---	---	3018	RV17PMC4	18	RV15YC4	.044
1975			---	---	---	---	3018	RV17PMC4	113	RV12C	.036
7.4L V8, 454 CID											
1978-1977			---	---	---	---	3018	RV17PMC4	18	RV15YC4	.044
1976			---	---	---	---	3018	RV17PMC4	113	RV12C	.044
K25 SUBURBAN											
4.8L L6, 292 CID											
1978-1975			---	---	---	---	3018	RV17PMC4	18	RV15YC4	.036
5.0L V8, 305 CID											
1978-1977			---	---	---	---	3018	RV17PMC4	18	RV15YC4	.044
5.7L V8, 350 CID											
1978-1976			---	---	---	---	3018	RV17PMC4	18	RV15YC4	.044
1975	V		---	---	---	---	3018	RV17PMC4	18	RV15YC4	.044
	Y		---	---	---	---	3018	RV17PMC4	18	RV15YC4	.044
6.6L V8, 400 CID											
1978-1976			---	---	---	---	3018	RV17PMC4	18	RV15YC4	.044
1975			---	---	---	---	3018	RV17PMC4	113	RV12C	.036
7.4L V8, 454 CID											
1977			---	---	---	---	3018	RV17PMC4	18	RV15YC4	.044
1976			---	---	---	---	3018	RV17PMC4	113	RV12C	.044
K25/K2500 PICKUP											
4.1L L6, 250 CID											
1974-1970			---	---	---	---	3018	RV17PMC4	25	RV17YC	.036
1969-1967			---	---	7405	RN14PMP	3405	RN14PMC	405	RN14YC	.036
4.6L V8, 283 CID											
1967			---	---	---	---	---	---	871	RJ8C	.024
4.8L L6, 292 CID											
1974		GAS	---	---	---	---	3018	RV17PMC4	113	RV12C	.036
		LPG	---	---	---	---	3018	RV17PMC4	113	RV12C	.036
1973-1972			---	---	---	---	3018	RV17PMC4	113	RV12C	.036
1971-1970			---	---	---	---	3018	RV17PMC4	25	RV17YC	.036
1969-1967			---	---	7405	RN14PMP	3405	RN14PMC	405	RN14YC	.036
5.0L V6, 305 CID											
1969-1967			---	---	7405	RN14PMP	3405	RN14PMC	405	RN14YC	.036
5.0L V8, 307 CID											
1973	X		---	---	---	---	3018	RV17PMC4	113	RV12C	.036
1972	F		---	---	---	---	3018	RV17PMC4	113	RV12C	.036
			---	---	---	---	3018	RV17PMC4	113	RV12C	.036
1971	H		---	---	---	---	3018	RV17PMC4	25	RV17YC	.036
			---	---	---	---	3018	RV17PMC4	25	RV17YC	.036
1970-1968			---	---	---	---	---	---	58	RJ18YC	.036
5.3L V8, 327 CID											
1968-1967			---	---	---	---	---	---	14	RJ12YC	.036
5.4L V8, 327 CID											
1968			---	---	---	---	---	---	14	RJ12YC	.036
5.7L V6, 351 CID											
1968-1967		3/4" Reach	---	---	---	---	---	---	404	RN12YC	.035
		3/8" Reach	---	---	---	---	---	---	102	RJ6C	.030
5.7L V8, 350 CID											
1974-1972			---	---	---	---	3018	RV17PMC4	113	RV12C	.036
1971		215 HP	---	---	---	---	---	---	113	RV12C	.036
		250 HP	---	---	---	---	---	---	406	RV12YC	.036
			---	---	---	---	3018	RV17PMC4	---	---	.036
1970-1969			---	---	---	---	---	---	14	RJ12YC	.036
6.5L V8, 396 CID											
1969-1968			---	---	7405	RN14PMP	3405	RN14PMC	405	RN14YC	.036
6.6L V8, 402 CID											
1972			---	---	---	---	3018	RV17PMC4	113	RV12C	.036



Year	Engine	Notes	CHAMPION Iridium		Double Platinum		Platinum Power		Copper Plus		Gap
	VIN		Stk #	Plug Type	Stk #	Plug Type	Stk #	Plug Type	Stk #	Plug Type	
GMC (cont)											
K25/K2500 PICKUP (cont)											
6.6L V8, 402 CID (cont)											
1971-1970			---	---	---	---	3018	RV17PMC4	25	RV17YC	.036
7.4L V8, 454 CID											
1974-1973			---	---	---	---	3018	RV17PMC4	113	RV12C	.036
K25/K2500 SUBURBAN											
4.1L L6, 250 CID											
1974-1970			---	---	---	---	3018	RV17PMC4	25	RV17YC	.036
1969-1968			---	---	7405	RN14PMP	3405	RN14PMC	405	RN14YC	.036
4.8L L6, 292 CID											
1974-1972			---	---	---	---	3018	RV17PMC4	113	RV12C	.036
1971-1970			---	---	---	---	3018	RV17PMC4	25	RV17YC	.036
1969-1968			---	---	7405	RN14PMP	3405	RN14PMC	405	RN14YC	.036
5.0L V6, 305 CID											
1969-1968			---	---	7405	RN14PMP	3405	RN14PMC	405	RN14YC	.036
5.0L V8, 307 CID											
1973			---	---	---	---	3018	RV17PMC4	113	RV12C	.036
1972	F		---	---	---	---	3018	RV17PMC4	113	RV12C	.036
			---	---	---	---	3018	RV17PMC4	113	RV12C	.036
1971			---	---	---	---	3018	RV17PMC4	25	RV17YC	.036
1970-1968			---	---	---	---	---	---	58	RJ18YC	.036
5.3L V8, 327 CID											
1968			---	---	---	---	---	---	14	RJ12YC	.036
5.4L V8, 327 CID											
1968			---	---	---	---	---	---	14	RJ12YC	.036
5.7L V6, 351 CID											
1968		3/4" Reach	---	---	---	---	---	---	404	RN12YC	.035
		3/8" Reach	---	---	---	---	---	---	102	RJ6C	.030
5.7L V8, 350 CID											
1974-1972			---	---	---	---	3018	RV17PMC4	113	RV12C	.036
1971		215 HP	---	---	---	---	---	---	113	RV12C	.036
		250 HP	---	---	---	---	---	---	406	RV12YC	.036
			---	---	---	---	3018	RV17PMC4	---	---	.036
1970-1969			---	---	---	---	---	---	14	RJ12YC	.036
6.5L V8, 396 CID											
1969-1968			---	---	7405	RN14PMP	3405	RN14PMC	405	RN14YC	.036
6.6L V8, 402 CID											
1972			---	---	---	---	3018	RV17PMC4	113	RV12C	.036
1971-1970			---	---	---	---	3018	RV17PMC4	25	RV17YC	.036
7.4L V8, 454 CID											
1974-1973			---	---	---	---	3018	RV17PMC4	113	RV12C	.036
K2500											
4.1L L6, 250 CID											
1980			---	---	---	---	3018	RV17PMC4	18	RV15YC4	.036
4.3L V6, 262 CID											
1995-1994			---	---	7018	RV17PMP4	3018	RV17PMC4	18	RV15YC4	.044
1993-1992			---	---	7018	RV17PMP4	3018	RV17PMC4	18	RV15YC4	.036
1991-1988			---	---	7018	RV17PMP4	3018	RV17PMC4	406	RV12YC	.036
1985			---	---	---	---	3018	RV17PMC4	406	RV12YC	.036
4.8L L6, 292 CID											
1986-1985			---	---	---	---	3018	RV17PMC4	406	RV12YC	.036
1984-1979			---	---	---	---	3018	RV17PMC4	18	RV15YC4	.036
5.0L V8, 305 CID											
1998			9404	RS14WYPB5	7940	RS14PYPB5	3013	RS14PYC6	13	RS14YC6	.060
1995-1992			---	---	7018	RV17PMP4	3018	RV17PMC4	18	RV15YC4	.044
1991-1988			---	---	7018	RV17PMP4	3018	RV17PMC4	406	RV12YC	.044
5.7L V8, 350 CID											
2000-1996			9404	RS14WYPB5	7940	RS14PYPB5	3013	RS14PYC6	13	RS14YC6	.060
1995-1992			---	---	7018	RV17PMP4	3018	RV17PMC4	18	RV15YC4	.036
1991-1988			---	---	7018	RV17PMP4	3018	RV17PMC4	406	RV12YC	.036



Year	Engine VIN	Notes	CHAMPION Iridium		Double Platinum		Platinum Power		Copper Plus		Gap
			Stk #	Plug Type	Stk #	Plug Type	Stk #	Plug Type	Stk #	Plug Type	
GMC (cont)											
K2500 (cont)											
5.7L V8, 350 CID (cont)											
1986-1985	L		---	---	7018	RV17PMP4	3018	RV17PMC4	406	RV12YC	.044
	M		---	---	---	---	3018	RV17PMC4	406	RV12YC	.044
1984	L		---	---	7018	RV17PMP4	3018	RV17PMC4	18	RV15YC4	.044
	M		---	---	---	---	3018	RV17PMC4	18	RV15YC4	.044
1983-1979			---	---	---	---	3018	RV17PMC4	18	RV15YC4	.044
6.2L V8, 379 CID											
1993-1988		DIESEL	---	---	---	---	---	---	191 ¹	CH238	
1986-1982		DIESEL	---	---	---	---	---	---	191 ¹	CH238	
6.5L V8, 395 CID											
2000-1992		DIESEL	---	---	---	---	---	---	191 ¹	CH238	
6.6L V8, 400 CID											
1980-1979			---	---	---	---	3018	RV17PMC4	113	RV12C	.044
7.4L V8, 454 CID											
2000-1996			9405	RS12WMPB4	7983	RS14PMPB5	3983	RS14PMC5	13	RS14YC6	.060
1995-1992			---	---	---	---	3025	RV19PMC	25	RV17YC	.036
1991			---	---	---	---	3018	RV17PMC4	406	RV12YC	.036
K2500 SUBURBAN											
4.8L L6, 292 CID											
1984			---	---	---	---	3018	RV17PMC4	18	RV15YC4	.036
1982-1979			---	---	---	---	3018	RV17PMC4	18	RV15YC4	.036
5.7L V8, 350 CID											
1999-1996			9404	RS14WYPB5	7940	RS14PYPB5	3013	RS14PYC6	13	RS14YC6	.060
1995-1992			---	---	7018	RV17PMP4	3018	RV17PMC4	18	RV15YC4	.036
1986-1985			---	---	---	---	3018	RV17PMC4	406	RV12YC	.044
1984-1979			---	---	---	---	3018	RV17PMC4	18	RV15YC4	.044
6.2L V8, 379 CID											
1986-1982		DIESEL	---	---	---	---	---	---	191 ¹	CH238	
6.5L V8, 395 CID											
1999-1994		DIESEL	---	---	---	---	---	---	191 ¹	CH238	
6.6L V8, 400 CID											
1980-1979			---	---	---	---	3018	RV17PMC4	113	RV12C	.044
7.4L V8, 454 CID											
1999-1996			9405	RS12WMPB4	7983	RS14PMPB5	3983	RS14PMC5	13	RS14YC6	.060
1995-1992			---	---	---	---	3018	RV17PMC4	25	RV17YC	.036
K35											
4.8L L6, 292 CID											
1978-1977			---	---	---	---	3018	RV17PMC4	18	RV15YC4	.036
5.7L V8, 350 CID											
1978-1977			---	---	---	---	3018	RV17PMC4	18	RV15YC4	.044
6.6L V8, 400 CID											
1978-1977			---	---	---	---	3018	RV17PMC4	18	RV15YC4	.044
K35/K3500 PICKUP											
4.1L L6, 250 CID											
1974-1970			---	---	---	---	3018	RV17PMC4	25	RV17YC	.036
1969-1967			---	---	7405	RN14PMP	3405	RN14PMC	405	RN14YC	.036
4.6L V8, 283 CID											
1967			---	---	---	---	---	---	871	RJ8C	.024
4.8L L6, 292 CID											
1974		GAS	---	---	---	---	3018	RV17PMC4	113	RV12C	.036
		LPG	---	---	---	---	3018	RV17PMC4	113	RV12C	.036
1973-1972			---	---	---	---	3018	RV17PMC4	113	RV12C	.036
1971-1970			---	---	---	---	3018	RV17PMC4	25	RV17YC	.036
1969-1967			---	---	7405	RN14PMP	3405	RN14PMC	405	RN14YC	.036
5.0L V6, 305 CID											
1969-1967			---	---	7405	RN14PMP	3405	RN14PMC	405	RN14YC	.036
5.0L V8, 307 CID											
1973-1972			---	---	---	---	3018	RV17PMC4	113	RV12C	.036
1971			---	---	---	---	3018	RV17PMC4	18	RV15YC4	.036

¹Electrical overload voids warranty



Year	Engine	Notes	CHAMPION Iridium		Double Platinum		Platinum Power		Copper Plus		Gap
	VIN		Stk #	Plug Type	Stk #	Plug Type	Stk #	Plug Type	Stk #	Plug Type	
GMC (cont)											
K35/K3500 PICKUP (cont)											
5.0L V8, 307 CID (cont)											
1970-1968			---	---	---	---	---	---	58	RJ18YC	.036
5.3L V8, 327 CID											
1968-1967			---	---	---	---	---	---	14	RJ12YC	.036
5.4L V8, 327 CID											
1968			---	---	---	---	---	---	14	RJ12YC	.036
5.7L V6, 351 CID											
1968-1967		3/4" Reach	---	---	---	---	---	---	404	RN12YC	.035
		3/8" Reach	---	---	---	---	---	---	102	RJ6C	.030
5.7L V8, 350 CID											
1974-1972			---	---	---	---	3018	RV17PMC4	113	RV12C	.036
1971		HP 215	---	---	---	---	3018	RV17PMC4	113	RV12C	.036
		HP 250	---	---	---	---	---	---	406	RV12YC	.036
1970-1969			---	---	---	---	---	---	14	RJ12YC	.036
6.5L V8, 396 CID											
1969-1968			---	---	7405	RN14PMP	3405	RN14PMC	405	RN14YC	.036
6.6L V8, 402 CID											
1972			---	---	---	---	3018	RV17PMC4	113	RV12C	.036
1971-1970			---	---	---	---	3018	RV17PMC4	25	RV17YC	.036
7.4L V8, 454 CID											
1974-1973			---	---	---	---	3018	RV17PMC4	113	RV12C	.036
K3500											
4.8L L6, 292 CID											
1986-1985			---	---	---	---	3018	RV17PMC4	406	RV12YC	.036
1984-1979			---	---	---	---	3018	RV17PMC4	18	RV15YC4	.036
5.7L V8, 350 CID											
2000-1996			9404	RS14WYPB5	7940	RS14PYPB5	3013	RS14PYC6	13	RS14YC6	.060
1995-1992			---	---	7018	RV17PMP4	3018	RV17PMC4	18	RV15YC4	.036
1991-1988			---	---	7018	RV17PMP4	3018	RV17PMC4	406	RV12YC	.036
1986-1985			---	---	---	---	3018	RV17PMC4	406	RV12YC	.044
1984-1979			---	---	---	---	3018	RV17PMC4	18	RV15YC4	.044
6.2L V8, 379 CID											
1993-1988		DIESEL	---	---	---	---	---	---	191 ¹	CH238	
1986-1982		DIESEL	---	---	---	---	---	---	191 ¹	CH238	
6.5L V8, 395 CID											
2000-1992		DIESEL	---	---	---	---	---	---	191 ¹	CH238	
6.6L V8, 400 CID											
1980-1979			---	---	---	---	3018	RV17PMC4	113	RV12C	.044
7.4L V8, 454 CID											
2000-1996			9405	RS12WMPB4	7983	RS14PMPB5	3983	RS14PMCB5	13	RS14YC6	.060
1995-1992			---	---	---	---	3018	RV17PMC4	25	RV17YC	.036
1991-1988			---	---	---	---	3018	RV17PMC4	406	RV12YC	.036
1986-1982			---	---	---	---	3018	RV17PMC4	113	RV12C	.044
1981			---	---	---	---	3018	RV17PMC4	113	RV12C	.036
1980-1979			---	---	---	---	3018	RV17PMC4	113	RV12C	.044
L3500											
5.0L V6, 305 CID											
1967			---	---	7405	RN14PMP	3405	RN14PMC	405	RN14YC	.036
5.7L V6, 351 CID											
1967		3/4" Reach	---	---	---	---	---	---	404	RN12YC	.035
		3/8" Reach	---	---	---	---	---	---	102	RJ6C	.030
LI3500											
4.1L L6, 250 CID											
1967			---	---	7405	RN14PMP	3405	RN14PMC	405	RN14YC	.036
P15											
4.8L L6, 292 CID											
1978-1975			---	---	---	---	3018	RV17PMC4	18	RV15YC4	.036

¹Electrical overload voids warranty



Year	Engine VIN	Notes	CHAMPION Iridium		Double Platinum		Platinum Power		Copper Plus		Gap
			Stk #	Plug Type	Stk #	Plug Type	Stk #	Plug Type	Stk #	Plug Type	
GMC (cont)											
P15/P1500 VAN											
3.8L L6, 230 CID											
1969-1967			---	---	7405	RN14PMP	3405	RN14PMC	405	RN14YC	.036
4.1L L6, 250 CID											
1974-1971			---	---	---	---	3018	RV17PMC4	25	RV17YC	.036
1970			---	---	---	---	3025	RV19PMC	19	RV19YC	.036
1969-1968			---	---	7405	RN14PMP	3405	RN14PMC	405	RN14YC	.036
4.6L V8, 283 CID											
1967			---	---	---	---	---	---	871	RJ8C	.024
4.8L L6, 292 CID											
1967			---	---	7405	RN14PMP	3405	RN14PMC	405	RN14YC	.036
5.0L V8, 307 CID											
1973-1972			---	---	---	---	3018	RV17PMC4	113	RV12C	.036
1971			---	---	---	---	3018	RV17PMC4	25	RV17YC	.036
1970			---	---	---	---	---	---	58	RJ18YC	.036
6.6L V8, 400 CID											
1972			---	---	7018	RV17PMP4	3018	RV17PMC4	113	RV12C	.044
1971			---	---	7018	RV17PMP4	3018	RV17PMC4	121	RV8C	.044
P1500											
4.8L L6, 292 CID											
1980-1979			---	---	---	---	3018	RV17PMC4	18	RV15YC4	.036
7.4L V8, 454 CID											
1979			---	---	---	---	3018	RV17PMC4	113	RV12C	.044
P25											
4.8L L6, 292 CID											
1978-1975			---	---	---	---	3018	RV17PMC4	18	RV15YC4	.036
5.7L V8, 350 CID											
1978-1975			---	---	---	---	3018	RV17PMC4	18	RV15YC4	.044
P25/P2500 VAN											
4.1L L6, 250 CID											
1974-1972			---	---	---	---	3018	RV17PMC4	25	RV17YC	.036
1970			---	---	---	---	3018	RV17PMC4	25	RV17YC	.036
1967			---	---	7405	RN14PMP	3405	RN14PMC	405	RN14YC	.036
4.6L V8, 283 CID											
1967			---	---	---	---	---	---	871	RJ8C	.024
4.8L L6, 292 CID											
1974-1972			---	---	---	---	3018	RV17PMC4	113	RV12C	.036
1971-1970			---	---	---	---	3018	RV17PMC4	25	RV17YC	.036
1969-1967			---	---	7405	RN14PMP	3405	RN14PMC	405	RN14YC	.036
5.0L V8, 307 CID											
1973-1972			---	---	---	---	3018	RV17PMC4	113	RV12C	.036
1971			---	---	---	---	3018	RV17PMC4	25	RV17YC	.036
1970-1969			---	---	---	---	---	---	58	RJ18YC	.036
1968			---	---	---	---	---	---	14	RJ12YC	.036
5.7L V8, 350 CID											
1974-1972			---	---	---	---	3018	RV17PMC4	113	RV12C	.036
1971			---	---	---	---	3018	RV17PMC4	25	RV17YC	.036
1970			---	---	---	---	---	---	14	RJ12YC	.036
6.6L V8, 400 CID											
1972			---	---	7018	RV17PMP4	3018	RV17PMC4	113	RV12C	.044
1971			---	---	7018	RV17PMP4	3018	RV17PMC4	121	RV8C	.044
7.4L V8, 454 CID											
1971-1970			---	---	---	---	3018	RV17PMC4	25	RV17YC	.036
P2500											
4.8L L6, 292 CID											
1989			---	---	---	---	3018	RV17PMC4	406	RV12YC	.036
1987-1985			---	---	---	---	3018	RV17PMC4	406	RV12YC	.036
1984-1979			---	---	---	---	3018	RV17PMC4	18	RV15YC4	.036



Year	Engine	Notes	Iridium		Double Platinum		Platinum Power		Copper Plus		Gap
	VIN		Stk #	Plug Type	Stk #	Plug Type	Stk #	Plug Type	Stk #	Plug Type	
GMC (cont)											
P2500											
5.7L V8, 350 CID											
1989-1988			---	---	7018	RV17PMP4	3018	RV17PMC4	406	RV12YC	.036
1987-1985			---	---	---	---	3018	RV17PMC4	406	RV12YC	.044
1984-1979			---	---	---	---	3018	RV17PMC4	18	RV15YC4	.044
6.2L V8, 379 CID											
1989-1982		DIESEL	---	---	---	---	---	---	191 ¹	CH238	
P35											
4.8L L6, 292 CID											
1978-1975			---	---	---	---	3018	RV17PMC4	18	RV15YC4	.036
5.7L V8, 350 CID											
1978-1975			---	---	---	---	3018	RV17PMC4	18	RV15YC4	.044
7.4L V8, 454 CID											
1978	S		---	---	---	---	3018	RV17PMC4	18	RV15YC4	.044
	Y		---	---	---	---	3018	RV17PMC4	113	RV12C	.044
1977-1976			---	---	---	---	3018	RV17PMC4	113	RV12C	.044
1975			---	---	---	---	3018	RV17PMC4	113	RV12C	.036
P35/P3500 VAN											
4.1L L6, 250 CID											
1974-1970			---	---	---	---	3018	RV17PMC4	25	RV17YC	.036
1967			---	---	7405	RN14PMP	3405	RN14PMC	405	RN14YC	.036
4.6L V8, 283 CID											
1967			---	---	---	---	---	---	871	RJ8C	.024
4.8L L6, 292 CID											
1974-1972			---	---	---	---	3018	RV17PMC4	113	RV12C	.036
1971-1970			---	---	---	---	3018	RV17PMC4	25	RV17YC	.036
1969-1967			---	---	7405	RN14PMP	3405	RN14PMC	405	RN14YC	.036
5.0L V8, 307 CID											
1973-1972			---	---	---	---	3018	RV17PMC4	113	RV12C	.036
1971			---	---	---	---	3018	RV17PMC4	25	RV17YC	.036
1970-1969			---	---	---	---	---	---	58	RJ18YC	.036
1968			---	---	---	---	---	---	14	RJ12YC	.036
5.7L V8, 350 CID											
1974-1972			---	---	---	---	3018	RV17PMC4	113	RV12C	.036
1971			---	---	---	---	3018	RV17PMC4	25	RV17YC	.036
1970			---	---	---	---	---	---	14	RJ12YC	.036
6.6L V8, 400 CID											
1972			---	---	7018	RV17PMP4	3018	RV17PMC4	113	RV12C	.044
1971			---	---	7018	RV17PMP4	3018	RV17PMC4	121	RV8C	.044
7.4L V8, 454 CID											
1974-1973			---	---	---	---	3018	RV17PMC4	113	RV12C	.036
1971-1970			---	---	---	---	3018	RV17PMC4	25	RV17YC	.036
P3500											
4.3L V6, 262 CID											
1999-1996			9404	RS14WYPB5	7940	RS14PYPB5	3013	RS14PYC6	13	RS14YC6	.060
1995-1994			---	---	7018	RV17PMP4	3018	RV17PMC4	18	RV15YC4	.044
1993-1992			---	---	7018	RV17PMP4	3018	RV17PMC4	18	RV15YC4	.036
1991-1990			---	---	7018	RV17PMP4	3018	RV17PMC4	406	RV12YC	.036
4.8L L6, 292 CID											
1989-1985			---	---	---	---	3018	RV17PMC4	406	RV12YC	.036
1984-1979			---	---	---	---	3018	RV17PMC4	18	RV15YC4	.036
5.7L V8, 350 CID											
1999-1997			9404	RS14WYPB5	7940	RS14PYPB5	3013	RS14PYC6	13	RS14YC6	.060
1996	K		---	---	7018	RV17PMP4	3018	RV17PMC4	18	RV15YC4	.036
	R		9404	RS14WYPB5	7940	RS14PYPB5	3013	RS14PYC6	13	RS14YC6	.060
1995-1992			---	---	7018	RV17PMP4	3018	RV17PMC4	18	RV15YC4	.036
1991-1989			---	---	7018	RV17PMP4	3018	RV17PMC4	406	RV12YC	.036
1988-1987	K	FI	---	---	7018	RV17PMP4	3018	RV17PMC4	406	RV12YC	.036
	M	CARB	---	---	---	---	3018	RV17PMC4	406	RV12YC	.044
1986-1985			---	---	---	---	3018	RV17PMC4	406	RV12YC	.044

¹Electrical overload voids warranty



Year	Engine VIN	Notes	CHAMPION Iridium		Double Platinum		Platinum Power		Copper Plus		Gap
			Stk #	Plug Type	Stk #	Plug Type	Stk #	Plug Type	Stk #	Plug Type	
GMC (cont)											
P3500 (cont)											
5.7L V8, 350 CID (cont)											
1984-1979			---	---	---	---	3018	RV17PMC4	18	RV15YC4	.044
6.2L V8, 379 CID											
1993-1982		DIESEL	---	---	---	---	---	---	191 ¹	CH238	
6.5L V8, 395 CID											
1999-1994		DIESEL	---	---	---	---	---	---	191 ¹	CH238	
7.4L V8, 454 CID											
1999-1998			9405	RS12WMPB4	7983	RS14PMPB5	3983	RS14PMCB5	13	RS14YC6	.060
1997	J		9405	RS12WMPB4	7983	RS14PMPB5	3983	RS14PMCB5	13	RS14YC6	.060
	N		---	---	---	---	3025	RV19PMC	25	RV17YC	.036
1996	J		9405	RS12WMPB4	7983	RS14PMPB5	3983	RS14PMCB5	13	RS14YC6	.060
	N		---	---	---	---	3018	RV17PMC4	25	RV17YC	.036
1995-1992			---	---	---	---	3018	RV17PMC4	25	RV17YC	.036
1991-1990			---	---	---	---	3018	RV17PMC4	406	RV12YC	.036
1989-1986			---	---	---	---	3018	RV17PMC4	113	RV12C	.044
1985-1980			---	---	---	---	3018	RV17PMC4	113	RV12C	.036
1979			---	---	---	---	3018	RV17PMC4	113	RV12C	.044
R1500											
4.3L V6, 262 CID											
1987			---	---	---	---	3018	RV17PMC4	406	RV12YC	.036
5.0L V8, 305 CID											
1987			---	---	---	---	3018	RV17PMC4	406	RV12YC	.044
5.7L V8, 350 CID											
1987			---	---	7018	RV17PMP4	3018	RV17PMC4	406	RV12YC	.036
6.2L V8, 379 CID											
1987		DIESEL	---	---	---	---	---	---	191 ¹	CH238	
R1500 SUBURBAN											
5.0L V8, 305 CID											
1987			---	---	---	---	3018	RV17PMC4	406	RV12YC	.044
5.7L V8, 350 CID											
1991-1987			---	---	7018	RV17PMP4	3018	RV17PMC4	406	RV12YC	.036
6.2L V8, 379 CID											
1991-1987		DIESEL	---	---	---	---	---	---	191 ¹	CH238	
R2500											
4.3L V6, 262 CID											
1987			---	---	---	---	3018	RV17PMC4	406	RV12YC	.036
4.8L L6, 292 CID											
1988-1987			---	---	---	---	3018	RV17PMC4	406	RV12YC	.036
5.0L V8, 305 CID											
1987			---	---	---	---	3018	RV17PMC4	406	RV12YC	.044
5.7L V8, 350 CID											
1989-1987			---	---	7018	RV17PMP4	3018	RV17PMC4	406	RV12YC	.036
6.2L V8, 379 CID											
1989-1987		DIESEL	---	---	---	---	---	---	191 ¹	CH238	
7.4L V8, 454 CID											
1989-1987			---	---	---	---	3018	RV17PMC4	406	RV12YC	.036
R2500 SUBURBAN											
5.7L V8, 350 CID											
1991-1987			---	---	7018	RV17PMP4	3018	RV17PMC4	406	RV12YC	.036
6.2L V8, 379 CID											
1991-1987		DIESEL	---	---	---	---	---	---	191 ¹	CH238	
7.4L V8, 454 CID											
1991-1987			---	---	---	---	3018	RV17PMC4	406	RV12YC	.036
R3500											
4.8L L6, 292 CID											
1988-1987			---	---	---	---	3018	RV17PMC4	406	RV12YC	.036

¹Electrical overload voids warranty



Year	Engine	Notes	CHAMPION Iridium		Double Platinum		Platinum Power		Copper Plus		Gap
	VIN		Stk #	Plug Type	Stk #	Plug Type	Stk #	Plug Type	Stk #	Plug Type	
GMC (cont)											
R3500											
5.7L V8, 350 CID											
1991-1989			---	---	7018	RV17PMP4	3018	RV17PMC4	406	RV12YC	.036
1988-1987	K	FI	---	---	7018	RV17PMP4	3018	RV17PMC4	406	RV12YC	.036
	M	CARB	---	---	---	---	3018	RV17PMC4	406	RV12YC	.044
6.2L V8, 379 CID											
1991-1987		DIESEL	---	---	---	---	---	---	191 ¹	CH238	
7.4L V8, 454 CID											
1991-1989			---	---	---	---	3018	RV17PMC4	406	RV12YC	.036
1988	N	FI	---	---	---	---	3018	RV17PMC4	406	RV12YC	.036
	W	CARB	---	---	---	---	3018	RV17PMC4	113	RV12C	.036
1987	N	FI	---	---	---	---	3018	RV17PMC4	406	RV12YC	.036
	W	CARB	---	---	---	---	3018	RV17PMC4	113	RV12C	.044
S15											
1.9L L4, 119 CID											
1985-1982			---	---	7405	RN14PMP	3405	RN14PMC	404	RN12YC	.044
2.0L L4, 122 CID											
1984-1983			---	---	---	---	---	---	406	RV12YC	.036
2.5L L4, 151 CID											
1990-1985			---	---	7018	RV17PMP4	3018	RV17PMC4	79	RV15YC6	.060
2.8L V6, 173 CID											
1990-1982			---	---	7018	RV17PMP4	3018	RV17PMC4	18	RV15YC4	.044
4.3L V6, 262 CID											
1990-1988			---	---	7018	RV17PMP4	3018	RV17PMC4	406	RV12YC	.036
S15 JIMMY											
1.9L L4, 119 CID											
1984-1983			---	---	7405	RN14PMP	3405	RN14PMC	404	RN12YC	.044
2.0L L4, 122 CID											
1984-1983			---	---	---	---	---	---	406	RV12YC	.036
2.5L L4, 151 CID											
1988-1985			---	---	7018	RV17PMP4	3018	RV17PMC4	79	RV15YC6	.060
2.8L V6, 173 CID											
1989-1983			---	---	7018	RV17PMP4	3018	RV17PMC4	18	RV15YC4	.044
4.3L V6, 262 CID											
1991-1988			---	---	7018	RV17PMP4	3018	RV17PMC4	406	RV12YC	.036
SAFARI											
2.5L L4, 151 CID											
1990-1985			---	---	7018	RV17PMP4	3018	RV17PMC4	79	RV15YC6	.060
4.3L V6, 262 CID											
2005-1996			9404	RS14WYPB5	7940	RS14PYPB5	3013	RS14PYC6	13	RS14YC6	.060
1995-1994			---	---	7018	RV17PMP4	3018	RV17PMC4	18	RV15YC4	.044
1993	W		---	---	7018	RV17PMP4	3018	RV17PMC4	18	RV15YC4	.044
	Z		---	---	7018	RV17PMP4	3018	RV17PMC4	18	RV15YC4	.036
1992			---	---	7018	RV17PMP4	3018	RV17PMC4	18	RV15YC4	.036
1991-1988			---	---	7018	RV17PMP4	3018	RV17PMC4	406	RV12YC	.036
1987-1985			---	---	---	---	3018	RV17PMC4	406	RV12YC	.036
SAVANA 1500											
4.3L V6, 262 CID											
2014			9404	RS14WYPB5	7940	RS14PYPB5	3013	RS14PYC6	13	RS14YC6	.056
2013-2010			9404	RS14WYPB5	7940	RS14PYPB5	3013	RS14PYC6	13	RS14YC6	.050
2009-1996			9404	RS14WYPB5	7940	RS14PYPB5	3013	RS14PYC6	13	RS14YC6	.060
5.0L V8, 305 CID											
2002-1996			9404	RS14WYPB5	7940	RS14PYPB5	3013	RS14PYC6	13	RS14YC6	.060
5.3L V8, 323 CID											
2005-2003			9405	RS12WMPB4	7020	RS12PLP	---	---	407	RS14LC	.040
5.3L V8, 325 CID											
2014-2006			9405	RS12WMPB4	7020	RS12PLP	---	---	407	RS14LC	.040
5.7L V8, 350 CID											
2002-1996			9404	RS14WYPB5	7940	RS14PYPB5	3013	RS14PYC6	13	RS14YC6	.060

¹Electrical overload voids warranty



Year	Engine VIN	Notes	Iridium		Double Platinum		Platinum Power		Copper Plus		Gap
			Stk #	Plug Type	Stk #	Plug Type	Stk #	Plug Type	Stk #	Plug Type	
GMC (cont)											
SAVANA 2500											
4.3L V6, 262 CID											
2005-1996			9404	RS14WYPB5	7940	RS14PYPB5	3013	RS14PYC6	13	RS14YC6	.060
4.8L V8, 294 CID											
2015			9405	RS12WMPB4	7020	RS12PLP	---	---	---	---	.040
2014-2004			9405	RS12WMPB4	7020	RS12PLP	---	---	407	RS14LC	.040
2003			9405	RS12WMPB4	7020	RS12PLP	---	---	403	RS10LC	.040
5.0L V8, 305 CID											
2002-1996			9404	RS14WYPB5	7940	RS14PYPB5	3013	RS14PYC6	13	RS14YC6	.060
5.3L V8, 323 CID											
2005-2004			9405	RS12WMPB4	---	---	---	---	407	RS14LC	.040
2003			9405	RS12WMPB4	---	---	---	---	403	RS10LC	.040
5.7L V8, 350 CID											
2002-1996			9404	RS14WYPB5	7940	RS14PYPB5	3013	RS14PYC6	13	RS14YC6	.060
6.0L V8, 364 CID											
2015-2004			9405	RS12WMPB4	7020	RS12PLP	---	---	407	RS14LC	.040
2003			9405	RS12WMPB4	7020	RS12PLP	---	---	403	RS10LC	.040
6.5L V8, 395 CID											
2002-1996		DIESEL	---	---	---	---	---	---	191¹	CH238	
6.6L V8, 400 CID											
2015-2006		DIESEL	---	---	---	---	---	---	143	---	
SAVANA 3500											
4.8L V8, 294 CID											
2015-2004			9405	RS12WMPB4	7020	RS12PLP	---	---	407	RS14LC	.040
5.7L V8, 350 CID											
2002-1996			9404	RS14WYPB5	7940	RS14PYPB5	3013	RS14PYC6	13	RS14YC6	.060
6.0L V8, 364 CID											
2015-2004			9405	RS12WMPB4	7020	RS12PLP	---	---	407	RS14LC	.040
2003			9405	RS12WMPB4	7020	RS12PLP	---	---	403	RS10LC	.040
6.5L V8, 395 CID											
2002-1996		DIESEL	---	---	---	---	---	---	191¹	CH238	
6.6L V8, 400 CID											
2015			---	---	---	---	---	---	143	---	
2014-2006		DIESEL	---	---	---	---	---	---	143	---	
7.4L V8, 454 CID											
2000-1996			9405	RS12WMPB4	7983	RS14PMPB5	3983	RS14PMC5	13	RS14YC6	.060
8.1L V8, 496 CID											
2002-2001			---	---	7983	RS14PMPB5	3983	RS14PMC5	---	---	.050
SAVANA 4500											
6.0L V8, 364 CID											
2015-2009			9405	RS12WMPB4	7020	RS12PLP	---	---	407	RS14LC	.040
6.6L V8, 400 CID											
2015-2009		DIESEL	---	---	---	---	---	---	143	---	
SIERRA 1500											
4.3L V6, 262 CID											
2015-2014			9200	RS10ZWYPB5	7200	RS10ZPYPB5	3024	RS10ZPYB4	403	RS10LC	.040
2013-2010			9404	RS14WYPB5	7940	RS14PYPB5	3013	RS14PYC6	13	RS14YC6	.050
2009-1999			9404	RS14WYPB5	7940	RS14PYPB5	3013	RS14PYC6	13	RS14YC6	.060
4.8L V8, 294 CID											
2013-1999			9405	RS12WMPB4	7020	RS12PLP	---	---	407	RS14LC	.040
5.3L V8, 323 CID											
2005-1999			9405	RS12WMPB4	7020	RS12PLP	---	---	407	RS14LC	.040
5.3L V8, 325 CID											
2015-2014			9200	RS10ZWYPB5	7200	RS10ZPYPB5	3024	RS10ZPYB4	403	RS10LC	.040
2013-2006			9405	RS12WMPB4	7020	RS12PLP	---	---	407	RS14LC	.040
6.0L V8, 364 CID											
2013-2002			9405	RS12WMPB4	7020	RS12PLP	---	---	407	RS14LC	.040
6.2L V8, 376 CID											
2015-2014			9200	RS10ZWYPB5	7200	RS10ZPYPB5	3024	RS10ZPYB4	403	RS10LC	.040

¹Electrical overload voids warranty



Year	Engine	Notes	CHAMPION	Iridium	Double Platinum		Platinum Power		Copper Plus		Gap
	VIN		Stk #	Plug Type	Stk #	Plug Type	Stk #	Plug Type	Stk #	Plug Type	
GMC (cont)											
SIERRA 1500 (cont)											
6.2L V8, 376 CID (cont)											
2013-2009			9405	RS12WMPB4	7020	RS12PLP	---	---	407	RS14LC	.040
6.2L V8, 378 CID											
2008-2007			9405	RS12WMPB4	7020	RS12PLP	---	---	407	RS14LC	.040
SIERRA 1500 HD											
6.0L V8, 364 CID											
2007-2005			9405	RS12WMPB4	7020	RS12PLP	---	---	407	RS14LC	.040
2003-2001			9405	RS12WMPB4	7020	RS12PLP	---	---	407	RS14LC	.040
SIERRA 2500											
5.3L V8, 323 CID											
2000-1999			9405	RS12WMPB4	7020	RS12PLP	---	---	407	RS14LC	.040
6.0L V8, 364 CID											
2004-1999			9405	RS12WMPB4	7020	RS12PLP	---	---	408	RS14YC	.040
SIERRA 2500 HD											
6.0L V8, 364 CID											
2015			---	---	7020	RS12PLP	---	---	---	---	.040
2014-2001			9405	RS12WMPB4	7020	RS12PLP	---	---	407	RS14LC	.040
6.6L V8, 400 CID											
2014-2005		DIESEL	---	---	---	---	---	---	143	---	
2004-2001		DIESEL	---	---	---	---	---	---	144	---	
6.6L V8, 403 CID											
2004		DIESEL	---	---	---	---	---	---	143	---	
8.1L V8, 496 CID											
2007-2001			9405	RS12WMPB4	---	---	---	---	---	---	.050
			---	---	7983	RS14PMPB5	3983	RS14PMCB5	407	RS14LC	.060
SIERRA 3500											
6.0L V8, 364 CID											
2007-2001			9405	RS12WMPB4	7020	RS12PLP	---	---	407	RS14LC	.040
6.6L V8, 400 CID											
2007-2005		DIESEL	---	---	---	---	---	---	143	---	
2004-2001		DIESEL	---	---	---	---	---	---	144	---	
6.6L V8, 403 CID											
2004		DIESEL	---	---	---	---	---	---	143	---	
8.1L V8, 496 CID											
2007-2001			9405	RS12WMPB4	---	---	---	---	---	---	.050
			---	---	7983	RS14PMPB5	3983	RS14PMCB5	407	RS14LC	.060
SIERRA 3500 HD											
6.0L V8, 364 CID											
2015-2007			9405	RS12WMPB4	7020	RS12PLP	---	---	407	RS14LC	.040
6.6L V8, 400 CID											
2014-2007		DIESEL	---	---	---	---	---	---	143	---	
SIERRA C3											
6.0L V8, 364 CID											
2001			9405	RS12WMPB4	7020	RS12PLP	---	---	407	RS14LC	.040
SONOMA											
2.2L L4, 134 CID											
2003-2000			9405	RS12WMPB4	7020	RS12PLP	3408	RS10PYC	403	RS10LC	.040
1999			9405	RS12WMPB4	7963	RS12PYPB5	3408	RS10PYC	403	RS10LC	.050
1998			9405	RS12WMPB4	7020	RS12PLP	3408	RS10PYC	403	RS10LC	.050
1997-1996			9402	RS14WLPB6	7020	RS12PLP	3015	RS14PMC4	407	RS14LC	.060
1995-1994			9402	RS14WLPB6	7020	RS12PLP	3015	RS14PMC4	407	RS14LC	.060
2.5L L4, 151 CID											
1993-1991			---	---	7018	RV17PMP4	3018	RV17PMC4	79	RV15YC6	.060
2.8L V6, 173 CID											
1993-1991			---	---	7018	RV17PMP4	3018	RV17PMC4	18	RV15YC4	.044
4.3L V6, 262 CID											
2004-1996			9404	RS14WYPB5	7940	RS14PYPB5	3013	RS14PYC6	13	RS14YC6	.060



Year	Engine VIN	Notes	CHAMPION Iridium		Double Platinum		Platinum Power		Copper Plus		Gap
			Stk #	Plug Type	Stk #	Plug Type	Stk #	Plug Type	Stk #	Plug Type	
GMC (cont)											
SONOMA (cont)											
4.3L V6, 262 CID (cont)											
1995-1994			---	---	7018	RV17PMP4	3018	RV17PMC4	18	RV15YC4	.044
1993-1992			---	---	7018	RV17PMP4	3018	RV17PMC4	18	RV15YC4	.036
1991			---	---	7018	RV17PMP4	3018	RV17PMC4	406	RV12YC	.036
SPRINT											
4.1L L6, 250 CID											
1977-1971			---	---	---	---	3018	RV17PMC4	18	RV15YC4	.036
5.0L V8, 305 CID											
1977-1976			---	---	---	---	3018	RV17PMC4	113	RV12C	.044
5.0L V8, 307 CID											
1973			---	---	---	---	3018	RV17PMC4	113	RV12C	.036
1972	-		---	---	---	---	3018	RV17PMC4	---	---	.036
			---	---	---	---	---	---	113	RV12C	.036
1971			---	---	---	---	3018	RV17PMC4	18	RV15YC4	.036
5.7L V8, 350 CID											
1977-1976			---	---	---	---	3018	RV17PMC4	113	RV12C	.044
1975	H		---	---	---	---	---	---	18	RV15YC4	.044
			---	---	---	---	3018	RV17PMC4	113	RV12C	.044
1974-1972			---	---	---	---	3018	RV17PMC4	113	RV12C	.036
1971		215 HP	---	---	---	---	3018	RV17PMC4	113	RV12C	.036
		250 HP	---	---	---	---	---	---	406	RV12YC	.036
6.6L V8, 400 CID											
1976-1975			---	---	---	---	3018	RV17PMC4	18	RV15YC4	.044
1974-1972			---	---	---	---	3018	RV17PMC4	113	RV12C	.036
1971			---	---	---	---	3018	RV17PMC4	18	RV15YC4	.036
6.6L V8, 402 CID											
1975			---	---	---	---	---	---	18	RV15YC4	.060
1974			---	---	---	---	3018	RV17PMC4	113	RV12C	.036
1972			---	---	---	---	3018	RV17PMC4	113	RV12C	.036
1971			---	---	---	---	3018	RV17PMC4	18	RV15YC4	.036
7.4L V8, 454 CID											
1975			---	---	---	---	3018	RV17PMC4	18	RV15YC4	.036
1974-1972			---	---	---	---	3018	RV17PMC4	113	RV12C	.036
1971			---	---	7018	RV17PMP4	3018	RV17PMC4	18	RV15YC4	.036
SUBURBAN											
3.8L L6, 230 CID											
1967			---	---	7405	RN14PMP	3405	RN14PMC	405	RN14YC	.036
4.1L L6, 250 CID											
1967			---	---	7405	RN14PMP	3405	RN14PMC	405	RN14YC	.036
4.6L V8, 283 CID											
1967			---	---	---	---	---	---	871	RJ8C	.024
4.8L L6, 292 CID											
1967			---	---	7405	RN14PMP	3405	RN14PMC	405	RN14YC	.036
5.0L V6, 305 CID											
1967			---	---	7405	RN14PMP	3405	RN14PMC	405	RN14YC	.036
5.3L V8, 327 CID											
1967			---	---	---	---	---	---	14	RJ12YC	.036
5.7L V6, 351 CID											
1967		3/4" Reach	---	---	---	---	---	---	404	RN12YC	.035
		3/8" Reach	---	---	---	---	---	---	102	RJ6C	.030
SYCLONE											
4.3L V6, 262 CID											
1991			---	---	---	---	---	---	406	RV12YC	.036
TERRAIN											
2.4L L4, 145 CID											
2015-2014			9300	RES12WYPB4	---	---	---	---	---	---	.032
2013-2011			9300	RES12WYPB4	---	---	---	---	---	---	.035
2010			9300	RES12WYPB4	---	---	---	---	---	---	.032



Year	Engine	Notes	CHAMPION	Iridium		Double Platinum		Platinum Power		Copper Plus		Gap
	VIN		Stk #	Plug Type	Stk #	Plug Type	Stk #	Plug Type	Stk #	Plug Type		
GMC (cont)												
TERRAIN												
3.0L V6, 182 CID												
2012-2011			9901	RE10WYPB5	7004	RES9PYP4	3032	RE10PMC5	---	---		.043
2010			9901	RE10WYPB5	7004	RES9PYP4	---	---	---	---		.040
			---	---	---	---	3032	RE10PMC5	---	---		.043
3.6L V6, 217 CID												
2014-2013			9299	RES8WYPB4	---	---	---	---	---	---		.040
TRACKER												
1.6L L4, 98 CID												
1991-1989			9007	RN10WYPB5	7332	RN10PYP4	3415	RN9PYC	322	RN11YC4		.044
TRANSMODE												
7.5L V8, 455 CID												
1974-1973		HEI Ignition	---	---	---	---	---	---	66	RJ18YC6		.060
		Standard Ignition	---	---	---	---	---	---	58	RJ18YC		.040
TYPHOON												
4.3L V6, 262 CID												
1993-1992			---	---	---	---	---	---	406	RV12YC		.036
V1500												
4.3L V6, 262 CID												
1987			---	---	---	---	3018	RV17PMC4	406	RV12YC		.036
5.0L V8, 305 CID												
1987			---	---	7018	RV17PMP4	3018	RV17PMC4	406	RV12YC		.044
5.7L V8, 350 CID												
1987			---	---	7018	RV17PMP4	3018	RV17PMC4	406	RV12YC		.036
6.2L V8, 379 CID												
1987		DIESEL	---	---	---	---	---	---	191 ¹	CH238		
V1500 SUBURBAN												
5.7L V8, 350 CID												
1991-1987			---	---	7018	RV17PMP4	3018	RV17PMC4	406	RV12YC		.036
6.2L V8, 379 CID												
1991-1987		DIESEL	---	---	---	---	---	---	191 ¹	CH238		
V2500												
4.8L L6, 292 CID												
1987			---	---	---	---	3018	RV17PMC4	406	RV12YC		.036
5.7L V8, 350 CID												
1987			---	---	7018	RV17PMP4	3018	RV17PMC4	406	RV12YC		.036
6.2L V8, 379 CID												
1987		DIESEL	---	---	---	---	---	---	191 ¹	CH238		
V2500 SUBURBAN												
5.7L V8, 350 CID												
1991-1987			---	---	7018	RV17PMP4	3018	RV17PMC4	406	RV12YC		.036
6.2L V8, 379 CID												
1991-1987		DIESEL	---	---	---	---	---	---	191 ¹	CH238		
V3500												
4.8L L6, 292 CID												
1988-1987			---	---	---	---	3018	RV17PMC4	406	RV12YC		.036
5.7L V8, 350 CID												
1991-1989			---	---	7018	RV17PMP4	3018	RV17PMC4	406	RV12YC		.036
1988-1987	K	FI	---	---	7018	RV17PMP4	3018	RV17PMC4	406	RV12YC		.036
	M	CARB	---	---	---	---	3018	RV17PMC4	406	RV12YC		.044
6.2L V8, 379 CID												
1991-1987		DIESEL	---	---	---	---	---	---	191 ¹	CH238		
7.4L V8, 454 CID												
1991-1989			---	---	---	---	3018	RV17PMC4	406	RV12YC		.036
1988-1987	N	FI	---	---	---	---	3018	RV17PMC4	406	RV12YC		.036
	W	CARB	---	---	---	---	3018	RV17PMC4	113	RV12C		.036

¹Electrical overload voids warranty



Year	Engine VIN	Notes	Iridium		Double Platinum		Platinum Power		Copper Plus		Gap
			Stk #	Plug Type	Stk #	Plug Type	Stk #	Plug Type	Stk #	Plug Type	
GMC (cont)											
YUKON											
4.8L V8, 294 CID											
2009-2000			9405	RS12WMPB4	7020	RS12PLP	3015	RS14PMC4	407	RS14LC	.040
5.3L V8, 323 CID											
2005-2000			9405	RS12WMPB4	7020	RS12PLP	3015	RS14PMC4	407	RS14LC	.040
5.3L V8, 325 CID											
2015			9200	RS10ZWYPB5	7200	RS10ZPYPB5	3024	RS10ZPYB4	403	RS10LC	.040
2014			9405	RS12WMPB4	---	---	---	---	407	RS14LC	.040
2013-2006			9405	RS12WMPB4	7020	RS12PLP	3015	RS14PMC4	407	RS14LC	.040
2005			9405	RS12WMPB4	---	---	---	---	407	RS14LC	.040
5.7L V8, 350 CID											
2000-1996			9404	RS14WYPB5	7940	RS14PYPB5	3013	RS14PYC6	13	RS14YC6	.060
1995-1992			---	---	7018	RV17PMP4	3018	RV17PMC4	406	RV12YC	.036
6.0L V8, 364 CID											
2013-2008			9405	RS12WMPB4	7020	RS12PLP	---	---	407	RS14LC	.040
2006-2001			9405	RS12WMPB4	7020	RS12PLP	---	---	407	RS14LC	.040
6.2L V8, 376 CID											
2015			9200	RS10ZWYPB5	7200	RS10ZPYPB5	3024	RS10ZPYB4	403	RS10LC	.040
2014			9405	RS12WMPB4	---	---	---	---	407	RS14LC	.040
2013-2009			9405	RS12WMPB4	7020	RS12PLP	---	---	407	RS14LC	.040
6.2L V8, 378 CID											
2008-2007			9405	RS12WMPB4	7020	RS12PLP	---	---	407	RS14LC	.040
6.5L V8, 395 CID											
1997-1994		DIESEL	---	---	---	---	---	---	191 ¹	CH238	
YUKON XL											
5.3L V8, 325 CID											
2015			9200	RS10ZWYPB5	7200	RS10ZPYPB5	3024	RS10ZPYB4	403	RS10LC	.040
6.2L V8, 376 CID											
2015			9200	RS10ZWYPB5	7200	RS10ZPYPB5	3024	RS10ZPYB4	403	RS10LC	.040
YUKON XL 1500											
5.3L V8, 323 CID											
2005-2000			9405	RS12WMPB4	7020	RS12PLP	---	---	407	RS14LC	.040
5.3L V8, 325 CID											
2014-2006			9405	RS12WMPB4	7020	RS12PLP	---	---	407	RS14LC	.040
6.0L V8, 364 CID											
2009-2001			9405	RS12WMPB4	7020	RS12PLP	---	---	407	RS14LC	.040
6.2L V8, 376 CID											
2014			9405	RS12WMPB4	---	---	---	---	407	RS14LC	.040
2013-2009			9405	RS12WMPB4	7020	RS12PLP	---	---	407	RS14LC	.040
6.2L V8, 378 CID											
2008-2007			9405	RS12WMPB4	7020	RS12PLP	---	---	407	RS14LC	.040
YUKON XL 2500											
6.0L V8, 364 CID											
2013-2000			9405	RS12WMPB4	---	---	---	---	408	RS14YC	.040
8.1L V8, 496 CID											
2006-2001			---	---	7983	RS14PMPB5	3983	RS14PMCB5	---	---	.050
HILLMAN											
SUPER MINX											
1.7L L4, 1725CC											
1967			---	---	---	---	---	---	120	N5C	.025
HONDA											
600											
0.6L L2, 37 CID											
1972-1969			---	---	7415	RN9PYP	---	---	415	RN9YC	.032
ACCORD											
1.6L L4, 1599cc											
1978-1976			9804	RN8WYPB3	7415	RN9PYP	3415	RN9PYC	415	RN9YC	.032

¹Electrical overload voids warranty



Year	Engine	Notes	CHAMPION Iridium		Double Platinum		Platinum Power		Copper Plus		Gap
	VIN		Stk #	Plug Type	Stk #	Plug Type	Stk #	Plug Type	Stk #	Plug Type	
HONDA (cont)											
ACCORD											
1.8L L4, 1751cc											
1983-1981			9804	RN8WYPB3	7415	RN9PYP	3415	RN9PYC	415	RN9YC	.044
1980-1979			9804	RN8WYPB3	7415	RN9PYP	3415	RN9PYC	415	RN9YC	.032
1.8L L4, 1829cc											
1985		CARB	---	---	---	---	---	---	404	RN12YC	.044
			9804	RN8WYPB3	7415	RN9PYP	3415	RN9PYC	---	---	.044
1984			9804	RN8WYPB3	7415	RN9PYP	3415	RN9PYC	404	RN12YC	.044
2.0L L4, 122 CID											
2015-2014			---	---	---	---	---	---	990	REA6MC	.044
2.0L L4, 1955cc											
1989-1986			9007	RN10WYPB5	7332	RN10PYP4	3322	RN14PMC3	322	RN11YC4	.044
2.2L L4, 2156cc											
1997-1990			9202	RC12WMPB4	7318	RC12PMPB4	3318	RC12PMC4	318	RC12MC4	.044
2.3L L4, 2254cc											
2002-2000			9202	RC12WMPB4	7318	RC12PMPB4	3318	RC12PMC4	318	RC12MC4	.044
1999-1998			9202	RC12WMPB4	7318	RC12PMPB4	3318	RC12PMC4	318	RC12MC4	.044
2.4L L4, 144 CID											
2015-2014			---	---	---	---	---	---	990	REA6MC	.044
2.4L L4, 2354cc											
2012-2008			9407	RER8ZWYCB4	---	---	---	---	---	---	.044
2007-2003		48 State Emissions	9014	RC8ZWYPB	---	---	---	---	---	---	.044
		California Emissions	9813	RC8ZWYPB5	---	---	---	---	---	---	.052
2.7L V6, 2675cc											
1997-1995			9202	RC12WMPB4	7318	RC12PMPB4	3318	RC12PMC4	318	RC12MC4	.044
3.0L V6, 2977cc											
2005-2003			9014	RC8ZWYPB	---	---	---	---	---	---	.044
3.0L V6, 2997cc											
2007-2005			9014	RC8ZWYPB	---	---	---	---	---	---	.044
2002-1998			9202	RC12WMPB4	7318	RC12PMPB4	3318	RC12PMC4	318	RC12MC4	.044
3.5L V6, 212 CID											
2014-2013			9407	RER8ZWYCB4	---	---	---	---	---	---	.044
3.5L V6, 3471cc											
2012-2008			9407	RER8ZWYCB4	---	---	---	---	---	---	.044
ACCORD CROSSTOUR											
3.5L V6, 3471cc											
2011-2010			9407	RER8ZWYCB4	---	---	---	---	---	---	.044
CIVIC											
1.2L L4, 1237cc											
1979-1973			---	---	7322	RN14PYP	3322	RN14PMC3	322	RN11YC4	.032
1.3L L4, 1335cc											
1983-1980			9804	RN8WYPB3	7415	RN9PYP	3415	RN9PYC	415	RN9YC	.044
1.3L L4, 1339cc											
2011-2006			9033	REC8WYPB4	---	---	---	---	---	---	.044
2005-2003			9201	RC12WYPB4	7071	RC12PYP	3071	RC12PYC	71	RC12YC	.044
1.3L L4, 82 CID											
1984			9804	RN8WYPB3	7415	RN9PYP	3415	RN9PYC	415	RN9YC	.044
1.5L L4, 1487cc											
1987-1985		CARB	---	---	7405	RN14PMP	3405	RN14PMC	405	RN14YC	.044
		FI	9804	RN8WYPB3	7415	RN9PYP	3415	RN9PYC	415	RN9YC	.044
1984-1980			9804	RN8WYPB3	7415	RN9PYP	3415	RN9PYC	415	RN9YC	.044
1979-1975			9804	RN8WYPB3	7415	RN9PYP	3415	RN9PYC	415	RN9YC	.032
1.5L L4, 1493cc											
1995-1992	D15B7		9202	RC12WMPB4	7318	RC12PMPB4	3318	RC12PMC4	318	RC12MC4	.044
	D15B8		9202	RC12WMPB4	7318	RC12PMPB4	3318	RC12PMC4	318	RC12MC4	.044
	D15Z1		9202	RC12WMPB4	7318	RC12PMPB4	3318	RC12PMC4	318	RC12MC4	.044
1991-1988			9001	RC10WYPB4	7546	RC10PYPB4	3344	RC9PYC	418	RC9YCN4	.044
1986			---	---	7405	RN14PMP	3405	RN14PMC	405	RN14YC	.044



Year	Engine VIN	Notes	CHAMPION Iridium		Double Platinum		Platinum Power		Copper Plus		Gap
			Stk #	Plug Type	Stk #	Plug Type	Stk #	Plug Type	Stk #	Plug Type	
HONDA (cont)											
CIVIC											
1.5L L4, 1497cc											
2015-2012			9033	REC8WYPB4	7975	REC10PYPB4	---	---	975	REC10YC4	.044
1.6L L4, 1590cc											
2000-1996			9202	RC12WMPB4	7318	RC12PMPB4	3318	RC12PMC4	318	RC12MC4	.044
1.6L L4, 1595cc											
2000-1999			9202	RC12WMPB4	7318	RC12PMPB4	3318	RC12PMC4	318	RC12MC4	.052
1.6L L4, 97 CID											
2000-1998		CNG	9202	RC12WMPB4	7318	RC12PMPB4	3318	RC12PMC4	318	RC12MC4	.032
		GAS	9202	RC12WMPB4	7318	RC12PMPB4	3318	RC12PMC4	318	RC12MC4	.044
1997-1992			9202	RC12WMPB4	7318	RC12PMPB4	3318	RC12PMC4	318	RC12MC4	.044
1991-1988			9001	RC10WYPB4	7546	RC10PYPB4	3344	RC9PYC	418	RC9YCN4	.044
1.7L L4, 1668cc											
2005		CNG	9770	RC7WYPB3	---	---	3068	RC7PYCB	444	RC7YC3	.032
		GAS	9202	RC12WMPB4	7318	RC12PMPB4	3318	RC12PMC4	318	RC12MC4	.044
2001		CNG	9770	RC7WYPB3	---	---	3068	RC7PYCB	444	RC7YC3	.032
		GAS	9202	RC12WMPB4	7318	RC12PMPB4	3318	RC12PMC4	318	RC12MC4	.044
1.7L L4, 1700cc											
2004-2002		CNG	9770	RC7WYPB3	---	---	3068	RC7PYCB	444	RC7YC3	.032
		GAS	9202	RC12WMPB4	7318	RC12PMPB4	3318	RC12PMC4	318	RC12MC4	.044
1.8L L4, 1799cc											
2014-2012		CNG	9407	RER8ZWYCB4	---	---	---	---	---	---	.032
		GAS	9407	RER8ZWYCB4	---	---	---	---	---	---	.044
2011-2006	R18A1	GAS	9812	RC8ZWYPB4	7812	RC8ZYPB	---	---	---	---	.044
	R18A4	CNG	9770	RC7WYPB3	---	---	3068	RC7PYCB	444	RC7YC3	.032
2.0L L4, 122 CID											
2011-2006			9800	RC7WYPB4	7340	RC7PYB4	3340	RC7PYCB4	340	RC7YC	.044
2005-2002			9014	RC8ZWYPB	7782	RC8ZYPB4	---	---	---	---	.044
2.4L L4, 2354cc											
2014-2012			9407	RER8ZWYCB4	---	---	---	---	---	---	.044
CIVIC DEL SOL											
1.5L L4, 1493cc											
1995			9044	REC8WMPB4	7546	RC10PYPB4	3346	RC10PYC	346	RC10YC4	.050
1994-1993			9202	RC12WMPB4	7318	RC12PMPB4	3318	RC12PMC4	318	RC12MC4	.044
1.6L L4, 1595cc											
1997-1996	B16A2		9001	RC10WYPB4	7546	RC10PYPB4	3346	RC10PYC	346	RC10YC4	.050
1.6L L4, 97 CID											
1997	D16Y7		9202	RC12WMPB4	7318	RC12PMPB4	3318	RC12PMC4	318	RC12MC4	.044
	D16Y8		9202	RC12WMPB4	7318	RC12PMPB4	3318	RC12PMC4	318	RC12MC4	.044
1996	D16Y7		9202	RC12WMPB4	7318	RC12PMPB4	3318	RC12PMC4	318	RC12MC4	.050
	D16Y8		9202	RC12WMPB4	7318	RC12PMPB4	3318	RC12PMC4	318	RC12MC4	.050
1995-1994	B16A3		9001	RC10WYPB4	7546	RC10PYPB4	3346	RC10PYC	346	RC10YC4	.050
	D16Z6		9202	RC12WMPB4	7318	RC12PMPB4	3318	RC12PMC4	318	RC12MC4	.044
1993			9202	RC12WMPB4	7318	RC12PMPB4	3318	RC12PMC4	318	RC12MC4	.044
CR-V											
2.0L L4, 1972cc											
2001-1997			9202	RC12WMPB4	7318	RC12PMPB4	3318	RC12PMC4	318	RC12MC4	.044
2.4L L4, 2354cc											
2014-2010			9407	RER8ZWYCB4	---	---	---	---	---	---	.044
2009-2002			9014	RC8ZWYPB	7812	RC8ZYPB	---	---	---	---	.044
CR-Z											
1.5L L4, 91 CID											
2015-2011			9008	RC10WYPB5	---	---	---	---	426	RC9YC5	.052
CROSSTOUR											
2.4L L4, 2354cc											
2014-2012			9407	RER8ZWYCB4	---	---	---	---	---	---	.044
3.5L V6, 3471cc											
2014-2012			9407	RER8ZWYCB4	---	---	---	---	---	---	.044



Year	Engine	Notes	CHAMPION	Iridium	Double Platinum		Platinum Power		Copper Plus		Gap
	VIN		Stk #	Plug Type	Stk #	Plug Type	Stk #	Plug Type	Stk #	Plug Type	
HONDA (cont)											
CRX											
1.5L L4, 1493cc											
1991-1988			9001	RC10WYPB4	7546	RC10PYPB4	3344	RC9PYC	418	RC9YCN4	.044
1.6L L4, 97 CID											
1991-1988			9001	RC10WYPB4	7546	RC10PYPB4	3344	RC9PYC	418	RC9YCN4	.044
ELEMENT											
2.4L L4, 2354cc											
2011-2003			9014	RC8ZWYPB	7812	RC8ZPYPB	---	---	---	---	.044
FIT											
1.5L L4, 1497cc											
2013-2007			9813	RC8ZWYPB5	---	---	---	---	---	---	.052
INSIGHT											
1.0L L3, 61 CID											
2006-2000			9006	REC10WYPB4	7975	REC10PYPB4	---	---	---	---	.044
1.3L L4, 1339cc											
2013-2010			9044	REC8WMPB4	---	---	---	---	---	---	.040
ODYSSEY											
2.2L L4, 2156cc											
1997-1995			9202	RC12WMPB4	7318	RC12PMPB4	3318	RC12PMC4	318	RC12MC4	.044
2.3L L4, 2234cc											
1998			9202	RC12WMPB4	7318	RC12PMPB4	3318	RC12PMC4	318	RC12MC4	.044
3.5L V6, 3471cc											
2014-2011			9407	RER8ZWYCB4	---	---	---	---	---	---	.044
2010-2008	J35A6		9812	RC8ZWYPB4	7812	RC8ZPYPB	---	---	---	---	.044
	J35A7		9407	RER8ZWYCB4	---	---	---	---	---	---	.044
2007-2005			9812	RC8ZWYPB4	7812	RC8ZPYPB	---	---	---	---	.044
3.5L V6, 3474cc											
2004-2003			9202	RC12WMPB4	7318	RC12PMPB4	3318	RC12PMC4	318	RC12MC4	.044
2002-1999			9202	RC12WMPB4	7318	RC12PMPB4	3318	RC12PMC4	318	RC12MC4	.040
PASSPORT											
2.6L L4, 2559cc											
1996-1994			9007	RN10WYPB5	7332	RN10PYP4	3322	RN14PMC3	322	RN11YC4	.044
3.2L V6, 3165cc											
2002-2000			9202	RC12WMPB4	7318	RC12PMPB4	3318	RC12PMC4	318	RC12MC4	.044
1999-1997			9001	RC10WYPB4	7546	RC10PYPB4	3346	RC10PYC	346	RC10YC4	.044
1996			9001	RC10WYPB4	7546	RC10PYPB4	3346	RC10PYC	346	RC10YC4	.044
1995-1994			9201	RC12WYPB4	7071	RC12PYP	3071	RC12PYC	71	RC12YC	.044
PILOT											
3.5L V6, 3471cc											
2014-2009			9407	RER8ZWYCB4	---	---	---	---	---	---	.044
2008-2005			9000	RC10ZWYPB4	7000	RC10ZPYPB4	---	---	---	---	.044
3.5L V6, 3475cc											
2004-2003			9202	RC12WMPB4	7318	RC12PMPB4	3318	RC12PMC4	318	RC12MC4	.044
PRELUDE											
1.8L L4, 1751cc											
1982-1981			9804	RN8WYPB3	7415	RN9PYP	3415	RN9PYC	415	RN9YC	.044
1980-1979			9804	RN8WYPB3	7415	RN9PYP	3415	RN9PYC	415	RN9YC	.032
1.8L L4, 1829cc											
1987-1984			9007	RN10WYPB5	7332	RN10PYP4	3415	RN9PYC	415	RN9YC	.044
1983			9804	RN8WYPB3	7415	RN9PYP	3415	RN9PYC	415	RN9YC	.044
2.0L L4, 1955cc											
1987-1985			9007	RN10WYPB5	7332	RN10PYP4	3322	RN14PMC3	322	RN11YC4	.044
2.0L L4, 1958cc											
1991			9202	RC12WMPB4	7318	RC12PMPB4	3318	RC12PMC4	318	RC12MC4	.044
1990-1989		CARB	9201	RC12WYPB4	7071	RC12PYP	3071	RC12PYC	71	RC12YC	.044
		FI	9201	RC12WYPB4	7071	RC12PYP	3071	RC12PYC	71	RC12YC	.044
1988		CARB	9001	RC10WYPB4	7546	RC10PYPB4	3344	RC9PYC	418	RC9YCN4	.044
		FI	9201	RC12WYPB4	7071	RC12PYP	3071	RC12PYC	71	RC12YC	.044



Year	Engine VIN	Notes	Iridium		Double Platinum		Platinum Power		Copper Plus		Gap
			Stk #	Plug Type	Stk #	Plug Type	Stk #	Plug Type	Stk #	Plug Type	
HONDA (cont)											
PRELUDE											
2.1L L4, 2056cc											
1991			9202	RC12WMPB4	7318	RC12PMPB4	3318	RC12PMC4	318	RC12MC4	.044
1990			9201	RC12WYPB4	7071	RC12PYP	3071	RC12PYC	71	RC12YC	.044
2.2L L4, 2156cc											
2001-1998			9202	RC12WMPB4	7318	RC12PMPB4	3318	RC12PMC4	318	RC12MC4	.044
1997-1992			9202	RC12WMPB4	7318	RC12PMPB4	3318	RC12PMC4	318	RC12MC4	.044
2.3L L4, 2259cc											
1996			9001	RC10WYPB4	7546	RC10PYPB4	3346	RC10PYC	346	RC10YC4	.044
1995-1992			9202	RC12WMPB4	7318	RC12PMPB4	3318	RC12PMC4	318	RC12MC4	.044
RIDGELINE											
3.5L V6, 3471cc											
2014-2009			9407	RER8ZWYCB4	---	---	---	---	---	---	.044
2008-2006			9000	RC10ZWYBP4	7000	RC10ZPYB4	---	---	---	---	.044
S2000											
2.0L L4, 1997cc											
2003-2000			9800	RC7WYPB4	---	---	---	---	---	---	.044
2.2L L4, 2157cc											
2009-2004			9800	RC7WYPB4	---	---	---	---	---	---	.044
WAGOVAN											
1.5L L4, 1487cc											
1987-1986			9007	RN10WYPB5	7332	RN10PYP4	3322	RN14PMC3	322	RN11YC4	.044
1984			9804	RN8WYPB3	7415	RN9PYP	3415	RN9PYC	415	RN9YC	.044
HUMBER											
HAWK											
2.3L L4, 2267CC											
1967			---	---	---	---	---	---	813	N7YC	.025
IMPERIAL											
3.0L L6, 2965CC											
1967			9804	RN8WYPB3	7415	RN9PYP	3415	RN9PYC	300	N9YC	.025
SUPER SNIPE											
3.0L L6, 2965CC											
1967			9804	RN8WYPB3	7415	RN9PYP	3415	RN9PYC	300	N9YC	.025
HUMMER											
H1											
6.5L V8, 395 CID											
2004-2002		DIESEL	---	---	---	---	---	---	191¹	CH238	
6.6L V8, 400 CID											
2006		DIESEL	---	---	---	---	---	---	191¹	CH238	
H2											
6.0L V8, 364 CID											
2007-2003			9405	RS12WMPB4	---	---	---	---	401	RS12YC	.040
6.2L V8, 376 CID											
2009			9405	RS12WMPB4	---	---	---	---	401	RS12YC	.040
6.2L V8, 378 CID											
2008			9405	RS12WMPB4	---	---	---	---	401	RS12YC	.040
H3											
3.5L L5, 211 CID											
2006			9901	RE10WYPB5	7437	RES11PYP5	---	---	---	---	.060
3.7L L5, 223 CID											
2010-2007			9901	RE10WYPB5	7437	RES11PYP5	---	---	---	---	.044
5.3L V8, 325 CID											
2010-2008			9405	RS12WMPB4	---	---	---	---	401	RS12YC	.040
H3T											
3.7L L5, 223 CID											
2010-2009			9901	RE10WYPB5	7437	RES11PYP5	---	---	---	---	.044

¹Electrical overload voids warranty



Year	Engine	Notes	CHAMPION	Iridium		Double Platinum		Platinum Power		Copper Plus		Gap
	VIN		Stk #	Plug Type	Stk #	Plug Type	Stk #	Plug Type	Stk #	Plug Type		
HUMMER (cont)												
H3T												
5.3L V8, 325 CID												
2010-2009			9405	RS12WMPB4	---	---	---	---	---	401	RS12YC	.040
HYUNDAI												
ACCENT												
1.5L L4, 1495CC												
2003			9001	RC10WYPB4	7070	RC11PYPB4	3346	RC10PYC	346	RC10YC4		.044
2001-2000			9001	RC10WYPB4	7070	RC11PYPB4	3346	RC10PYC	346	RC10YC4		.044
1999-1995			9001	RC10WYPB4	7546	RC10PYPB4	3346	RC10PYC	346	RC10YC4		.044
1.6L L4, 1591CC												
2015-2012			9023	RER10WMPB4	---	---	---	---	---	---	---	.040
1.6L L4, 1599CC												
2011-2006			9001	RC10WYPB4	7070	RC11PYPB4	3346	RC10PYC	346	RC10YC4		.044
1.6L L4, 1600CC												
2006-2001			9001	RC10WYPB4	7070	RC11PYPB4	3346	RC10PYC	346	RC10YC4		.044
AZERA												
3.3L V6, 3342CC												
2015-2012			9409	RER8WMB	---	---	---	---	---	445	RER8MC	.044
2011-2007			9001	RC10WYPB4	7070	RC11PYPB4	3346	RC10PYC	346	RC10YC4		.044
3.8L V6, 3778CC												
2011-2006			9201	RC12WYPB4	7071	RC12PYP	3071	RC12PYC	71	RC12YC		.044
ELANTRA												
1.6L L4, 1596CC												
1995-1992			9804	RN8WYPB3	7415	RN9PYP	3415	RN9PYC	415	RN9YC		.044
1.8L L4, 1795CC												
1997-1996			9201	RC12WYPB4	7071	RC12PYP	3071	RC12PYC	71	RC12YC		.044
1.8L L4, 1796CC												
1998			9201	RC12WYPB4	7071	RC12PYP	3071	RC12PYC	71	RC12YC		.044
1.8L L4, 1797CC												
2015-2013			9409	RER8WMB	---	---	---	---	---	445	RER8MC	.044
2012-2011			9023	RER10WMPB4	---	---	---	---	---	---	---	.044
1.8L L4, 1836CC												
1995-1993			9804	RN8WYPB3	7415	RN9PYP	3415	RN9PYC	415	RN9YC		.044
2.0L L4, 1975CC												
2012			9001	RC10WYPB4	7070	RC11PYPB4	3346	RC10PYC	346	RC10YC4		.044
2011		HATCHBACK	9000	RC10ZWYPB4	7000	RC10ZPYB4	---	---	---	---	---	.044
		NON-HATCHBACK	9001	RC10WYPB4	7070	RC11PYPB4	3346	RC10PYC	346	RC10YC4		.044
2010-2009	D		9000	RC10ZWYPB4	7000	RC10ZPYB4	---	---	---	---	---	.044
	E		9001	RC10WYPB4	7546	RC10PYPB4	3346	RC10PYC	346	RC10YC4		.044
2008-2004			9001	RC10WYPB4	7546	RC10PYPB4	3346	RC10PYC	346	RC10YC4		.044
2003-2001			9201	RC12WYPB4	7071	RC12PYP	3071	RC12PYC	71	RC12YC		.044
2000-1999			9201	RC12WYPB4	7071	RC12PYP	3071	RC12PYC	71	RC12YC		.044
2.0L L4, 1999CC												
2015-2014			9409	RER8WMB	---	---	---	---	---	445	RER8MC	.044
ELANTRA COUPE												
1.8L L4, 1797CC												
2013			9409	RER8WMB	---	---	---	---	---	445	RER8MC	.044
2.0L L4, 1999CC												
2015-2014			9409	RER8WMB	---	---	---	---	---	---	---	.044
ELANTRA GT												
1.8L L4, 1797CC												
2013			9023	RER10WMPB4	---	---	---	---	---	---	---	.044
2.0L L4, 1999CC												
2014			9023	RER10WMPB4	---	---	---	---	---	---	---	.044
ENTOURAGE												
3.8L V6, 3778CC												
2010-2007			9201	RC12WYPB4	7071	RC12PYP	3071	RC12PYC	71	RC12YC		.044



Year	Engine VIN	Notes	CHAMPION	Iridium		Double Platinum		Platinum Power		Copper Plus		Gap
			Stk #	Plug Type	Stk #	Plug Type	Stk #	Plug Type	Stk #	Plug Type		
HYUNDAI (cont)												
EQUUS												
4.6L V8, 4627CC												
2011			9033	REC8WYPB4	---	---	---	---	---	---	---	.044
5.0L V8, 5038CC												
2014-2012			9412	REA9WYPB4	---	---	---	---	---	---	---	.044
EXCEL												
1.5L L4, 1468CC												
1994-1986			9804	RN8WYPB3	7415	RN9PYP	3415	RN9PYC	415	RN9YC		.044
GENESIS												
3.8L V6, 3778CC												
2014-2009			9412	REA9WYPB4	---	---	---	---	---	---	---	.044
4.6L V8, 4627CC												
2012-2009			9033	REC8WYPB4	---	---	---	---	---	---	---	.044
5.0L V8, 5038CC												
2014-2012			9412	REA9WYPB4	---	---	---	---	---	---	---	.044
GENESIS COUPE												
2.0L L4, 1998CC												
2013-2010			9030	REC8WYPB3	---	---	---	---	---	---	---	.036
3.8L V6, 3778CC												
2014-2010			9023	RER10WMPB4	---	---	---	---	---	---	---	.044
PONY												
1.4L L4, 1393CC												
1987-1983			9804	RN8WYPB3	7415	RN9PYP	3415	RN9PYC	415	RN9YC		.024
1.5L L4, 1468CC												
1986			9804	RN8WYPB3	7415	RN9PYP	3415	RN9PYC	415	RN9YC		.024
1.6L L4, 1596CC												
1987			9804	RN8WYPB3	7415	RN9PYP	3415	RN9PYC	415	RN9YC		.024
1985-1984			9804	RN8WYPB3	7415	RN9PYP	3415	RN9PYC	415	RN9YC		.024
SANTA FE												
2.0L L4, 1998CC												
2014-2013		Turbo	9060	RER11WMPB3	---	---	---	---	---	---	---	.032
2.4L L4, 2351CC												
2006-2001			9007	RN10WYPB5	7322	RN14PYP	3322	RN14PMC3	322	RN11YC4		.044
2.4L L4, 2359CC												
2015-2013			9409	RER8WMB	---	---	---	---	445	RER8MC		.044
2012-2010			9006	REC10WYPB4	7975	REC10PYPB4	---	---	975	REC10YC4		.044
2.7L V6, 2656CC												
2009-2006			9001	RC10WYPB4	7546	RC10PYPB4	3346	RC10PYC	346	RC10YC4		.044
2005-2001			9201	RC12WYPB4	7071	RC12PYP	3071	RC12PYC	71	RC12YC		.044
3.3L V6, 3342CC												
2014-2013			9409	RER8WMB	---	---	---	---	---	---	---	.044
2009-2007			9001	RC10WYPB4	7546	RC10PYPB4	3346	RC10PYC	346	RC10YC4		.044
3.5L V6, 3467CC												
2006			9001	RC10WYPB4	7546	RC10PYPB4	3346	RC10PYC	346	RC10YC4		.044
3.5L V6, 3470CC												
2012-2010			9409	RER8WMB	---	---	---	---	---	---	---	.044
3.5L V6, 3500CC												
2005-2003			9001	RC10WYPB4	7546	RC10PYPB4	3346	RC10PYC	346	RC10YC4		.044
SANTA FE XL												
3.3L V6, 3342CC												
2014-2013			9408	RER8WYCB4	---	---	---	---	445	RER8MC		.044
SCOUPE												
1.5L L4, 1468CC												
1992-1991			9804	RN8WYPB3	7415	RN9PYP	3415	RN9PYC	415	RN9YC		.044
1.5L L4, 1495CC												
1995		Nat. Asp.	9804	RN8WYPB3	7415	RN9PYP	3415	RN9PYC	415	RN9YC		.044
		Turbo	9001	RC10WYPB4	7546	RC10PYPB4	3344	RC9PYC	430	RC9YC4		.035
1994		Nat. Asp.	9804	RN8WYPB3	7415	RN9PYP	3415	RN9PYC	415	RN9YC		.044



Year	Engine	Notes	CHAMPION Iridium		Double Platinum		Platinum Power		Copper Plus		Gap
	VIN		Stk #	Plug Type	Stk #	Plug Type	Stk #	Plug Type	Stk #	Plug Type	
HYUNDAI (cont)											
SCOUPE (cont)											
1.5L L4, 1495CC (cont)											
1993		Turbo	9201	RC12WYPB4	7071	RC12PYP	3071	RC12PYC	71	RC12YC	.035
		Nat. Asp.	9201	RC12WYPB4	7071	RC12PYP	3071	RC12PYC	71	RC12YC	.044
		Turbo	9201	RC12WYPB4	7071	RC12PYP	3071	RC12PYC	71	RC12YC	.035
SONATA											
2.0L L4, 1997CC											
1998-1992			9804	RN8WYPB3	7415	RN9PYP	3415	RN9PYC	415	RN9YC	.044
2.0L L4, 1998CC											
2014-2011			9060	RER11WMPB3	---	---	---	---	---	---	.032
2.4L L4, 2351CC											
2005-1999			9007	RN10WYPB5	7322	RN14PYP	3322	RN14PMC3	322	RN11YC4	.044
1991-1989			9804	RN8WYPB3	7415	RN9PYP	3415	RN9PYC	415	RN9YC	.044
2.4L L4, 2359CC											
2015	F		9047	RER12WMPB4	---	---	---	---	---	---	.044
			9060	RER11WMPB3	---	---	---	---	---	---	.032
2014-2011	4		9060	RER11WMPB3	---	---	---	---	---	---	.032
	C		9047	RER12WMPB4	---	---	---	---	---	---	.044
2010-2009			9006	REC10WYPB4	7975	REC10PYPB4	---	---	975	REC10YC4	.044
2008-2006			9001	RC10WYPB4	7546	RC10PYPB4	3346	RC10PYC	335	RC10YC4	.044
2.5L V6, 2493CC											
2001-1999			9201	RC12WYPB4	7071	RC12PYP	3071	RC12PYC	71	RC12YC	.044
2.7L V6, 2656CC											
2005-2002			9201	RC12WYPB4	7071	RC12PYP	3071	RC12PYC	71	RC12YC	.044
3.0L V6, 2972CC											
1998-1991			9007	RN10WYPB5	7322	RN14PYP	3322	RN14PMC3	322	RN11YC4	.044
1990			9007	RN10WYPB5	7322	RN14PYP	3322	RN14PMC3	322	RN11YC4	.044
3.3L V6, 3342CC											
2010-2006			9003	RC10WYPB4	7546	RC10PYPB4	3346	RC10PYC	71	RC12YC	.044
STELLAR											
1.6L L4, 1596CC											
1986-1985			9804	RN8WYPB3	7415	RN9PYP	3415	RN9PYC	415	RN9YC	.024
2.0L L4, 1997CC											
1987			9804	RN8WYPB3	7415	RN9PYP	3415	RN9PYC	415	RN9YC	.024
TIBURON											
1.8L L4, 1795CC											
1997			9201	RC12WYPB4	7071	RC12PYP	3071	RC12PYC	71	RC12YC	.044
2.0L L4, 1975CC											
2008-2004			9001	RC10WYPB4	7546	RC10PYPB4	3346	RC10PYC	346	RC10YC4	.044
2003			9201	RC12WYPB4	7071	RC12PYP	3071	RC12PYC	71	RC12YC	.044
1997			9201	RC12WYPB4	7071	RC12PYP	3071	RC12PYC	71	RC12YC	.044
2.0L L4, 1997CC											
2001			9201	RC12WYPB4	7071	RC12PYP	3071	RC12PYC	71	RC12YC	.044
2000-1998			9201	RC12WYPB4	7071	RC12PYP	3071	RC12PYC	71	RC12YC	.044
2.7L V6, 2656CC											
2008-2005			9201	RC12WYPB4	7071	RC12PYP	3071	RC12PYC	71	RC12YC	.044
2004-2003			9201	RC12WYPB4	7071	RC12PYP	3071	RC12PYC	71	RC12YC	.044
TUCSON											
2.0L L4, 1975CC											
2013			9001	RC10WYPB4	7546	RC10PYPB4	3346	RC10PYC	346	RC10YC4	.044
2012-2011			9006	REC10WYPB4	---	---	---	---	---	---	.044
			9001	RC10WYPB4	7546	RC10PYPB4	3346	RC10PYC	346	RC10YC4	.044
2009-2005			9001	RC10WYPB4	7546	RC10PYPB4	3346	RC10PYC	346	RC10YC4	.044
2.0L L4, 1999CC											
2014			9409	RER8WMB	---	---	---	---	445	RER8MC	.044
2.4L L4, 2359CC											
2015-2010			9006	REC10WYPB4	---	---	---	---	446	REC12MCC4	.044
2.7L V6, 2656CC											
2009-2005			9003	RC10WYPB4	7546	RC10PYPB4	3346	RC10PYC	71	RC12YC	.044


AUTOMOBILES, VANS, TRUCKS

 VOITURES, FOURGONNETTES ET CAMIONS
 AUTOMÓVILES, FURGONETAS, CAMIONES


Year	Engine VIN	Notes	CHAMPION	Iridium		Double Platinum		Platinum Power		Copper Plus		Gap
			Stk #	Plug Type	Stk #	Plug Type	Stk #	Plug Type	Stk #	Plug Type		
HYUNDAI (cont)												
VELOSTER												
1.6L L4, 1591CC												
2015-2013		Nat. Asp.	9023	RER10WMPB4	---	---	---	---	---	445	RER8MC	.040
		Turbo	9060	RER11WMPB3	---	---	---	---	---	---	---	.032
2012		Nat. Asp.	9023	RER10WMPB4	---	---	---	---	---	445	RER8MC	.040
VERACRUZ												
3.8L V6, 3778CC												
2012-2007			9201	RC12WYPB4	7071	RC12PYP	3071	RC12PYC	71	RC12YC		.044
XG300												
3.0L V6, 2972CC												
2001			9001	RC10WYPB4	7546	RC10PYPB4	3346	RC10PYC	346	RC10YC4		.044
XG350												
3.5L V6, 3500CC												
2005-2003			9001	RC10WYPB4	7546	RC10PYPB4	3346	RC10PYC	346	RC10YC4		.044
2002			9201	RC12WYPB4	7071	RC12PYP	3071	RC12PYC	71	RC12YC		.044
INFINITI												
EX35												
3.5L V6, 3498CC												
2012-2008			9412	REA9WYPB4	---	---	---	---	---	990	REA6MC	.044
EX37												
3.7L V6, 3696CC												
2013			---	---	---	---	---	---	---	990	REA6MC	.043
FX35												
3.5L V6, 3498CC												
2012-2009			9412	REA9WYPB4	---	---	---	---	---	990	REA6MC	.044
2008-2003			9006	REC10WYPB4	7975	REC10PYPB4	---	---	---	975	REC10YC4	.044
FX37												
3.7L V6, 3696CC												
2013			---	---	---	---	---	---	---	990	REA6MC	.043
FX45												
4.5L V8, 4494CC												
2008-2006			9006	REC10WYPB4	7975	REC10PYPB4	---	---	---	975	REC10YC4	.044
4.5L V8, 4500CC												
2005-2003			9006	REC10WYPB4	7975	REC10PYPB4	---	---	---	975	REC10YC4	.044
FX50												
5.0L V8, 5026CC												
2013-2009			9412	REA9WYPB4	---	---	---	---	---	990	REA6MC	.044
G20												
2.0L L4, 1998CC												
1996-1991			9001	RC10WYPB4	7344	RC9PYP	3344	RC9PYC	344	RC9YC		.044
2.0L L4, 2000CC												
2002-1999			9001	RC10WYPB4	7070	RC11PYPB4	3346	RC10PYC	346	RC10YC4		.044
G25												
2.5L V6, 2496CC												
2012-2011			9412	REA9WYPB4	---	---	---	---	---	990	REA6MC	.044
G35												
3.5L V6, 3498CC												
2008			9412	REA9WYPB4	---	---	---	---	---	990	REA6MC	.044
2007	VQ35DE		9006	REC10WYPB4	7975	REC10PYPB4	---	---	---	975	REC10YC4	.044
	VQ35HR		9412	REA9WYPB4	---	---	---	---	---	990	REA6MC	.044
2006-2003			9006	REC10WYPB4	7975	REC10PYPB4	---	---	---	975	REC10YC4	.044
G37												
3.7L V6, 3696CC												
2013-2008			---	---	---	---	---	---	---	990	REA6MC	.043
I30												
3.0L V6, 2988CC												



Year	Engine	Notes	CHAMPION Iridium		Double Platinum		Platinum Power		Copper Plus		Gap
	VIN		Stk #	Plug Type	Stk #	Plug Type	Stk #	Plug Type	Stk #	Plug Type	
INFINITI (cont)											
I30 (cont)											
3.0L V6, 2988CC (cont)											
2001-1996			9001	RC10WYPB4	7070	RC11PYPB4	3346	RC10PYC	346	RC10YC4	.044
I35											
3.5L V6, 3498CC											
2004-2002			9006	REC10WYPB4	7975	REC10PYPB4	---	---	975	REC10YC4	.044
J30											
3.0L V6, 2960CC											
1997-1993			9001	RC10WYPB4	7070	RC11PYPB4	3346	RC10PYC	346	RC10YC4	.044
JX35											
3.5L V6, 3498CC											
2013			9412	REA9WYPB4	---	---	---	---	990	REA6MC	.044
M30											
3.0L V6, 2960CC											
1992-1990			9001	RC10WYPB4	7344	RC9PYP	3344	RC9PYC	344	RC9YC	.044
M35											
3.5L V6, 3498CC											
2010-2009			9412	REA9WYPB4	---	---	---	---	990	REA6MC	.044
2008-2006			9006	REC10WYPB4	7975	REC10PYPB4	---	---	975	REC10YC4	.044
M35H											
3.5L V6, 3498CC											
2013-2012			9412	REA9WYPB4	---	---	---	---	990	REA6MC	.044
M37											
3.7L V6, 3696CC											
2013-2011			---	---	---	---	---	---	990	REA6MC	.043
M45											
4.5L V8, 4494CC											
2010-2006			9006	REC10WYPB4	7975	REC10PYPB4	---	---	975	REC10YC4	.044
4.5L V8, 4500CC											
2004-2003			9006	REC10WYPB4	7975	REC10PYPB4	---	---	975	REC10YC4	.044
M56											
5.6L V8, 5552CC											
2013-2011			9412	REA9WYPB4	---	---	---	---	990	REA6MC	.043
Q40											
3.7L V6, 3696CC											
2015			---	---	---	---	---	---	990	REA6MC	.043
Q45											
4.1L V8, 4130CC											
2001-1997			9001	RC10WYPB4	7070	RC11PYPB4	3346	RC10PYC	346	RC10YC4	.044
4.5L V8, 4494CC											
2006-2002			9006	REC10WYPB4	7975	REC10PYPB4	---	---	975	REC10YC4	.044
1993-1990			9201	RC12WYPB4	7070	RC11PYPB4	3346	RC10PYC	335	RC10YC4	.044
Q50											
3.5L V6, 3498CC											
2015-2014			9412	REA9WYPB4	---	---	---	---	990	REA6MC	.043
3.7L V6, 3696CC											
2015-2014			---	---	---	---	---	---	990	REA6MC	.043
Q60											
3.7L V6, 3696CC											
2015-2014			---	---	---	---	---	---	990	REA6MC	.043
Q70											
3.5L V6, 3498CC											
2015-2014			9412	REA9WYPB4	---	---	---	---	990	REA6MC	.043
3.7L V6, 3696CC											
2015-2014			---	---	---	---	---	---	990	REA6MC	.043



Year	Engine VIN	Notes	Iridium		Double Platinum		Platinum Power		Copper Plus		Gap
			Stk #	Plug Type	Stk #	Plug Type	Stk #	Plug Type	Stk #	Plug Type	
INFINITI (cont)											
Q70											
5.6L V8, 5552CC											
2015-2014			9412	REA9WYPB4	---	---	---	---	990	REA6MC	.043
Q70L											
3.7L V6, 3696CC											
2015			---	---	---	---	---	---	990	REA6MC	.043
5.6L V8, 5552CC											
2015			9412	REA9WYPB4	---	---	---	---	990	REA6MC	.043
QX4											
3.3L V6, 3275CC											
2000-1999			9201	RC12WYPB4	7070	RC11PYPB4	3071	RC12PYC	71	RC12YC	.040
1998-1997			9201	RC12WYPB4	7070	RC11PYPB4	3071	RC12PYC	71	RC12YC	.040
3.5L V6, 3498CC											
2003-2001			9006	REC10WYPB4	7975	REC10PYPB4	---	---	975	REC10YC4	.044
QX50											
3.7L V6, 3696CC											
2015-2014			---	---	---	---	---	---	990	REA6MC	.043
QX56											
5.6L V8, 5552CC											
2013-2011			9412	REA9WYPB4	---	---	---	---	990	REA6MC	.044
2010-2007			9775	REC10WMPB4	7975	REC10PYPB4	---	---	975	REC10YC4	.044
2006-2004			9006	REC10WYPB4	7975	REC10PYPB4	---	---	975	REC10YC4	.044
QX60											
2.5L L4, 2488CC											
2015-2014			9412	REA9WYPB4	---	---	---	---	990	REA6MC	.035
3.5L V6, 3498CC											
2015-2014			9412	REA9WYPB4	---	---	---	---	990	REA6MC	.043
QX70											
3.7L V6, 3696CC											
2015-2014			---	---	---	---	---	---	990	REA6MC	.043
5.0L V8, 5026CC											
2014			9412	REA9WYPB4	---	---	---	---	990	REA6MC	.043
QX80											
5.6L V8, 5552CC											
2015-2014			9412	REA9WYPB4	---	---	---	---	---	---	.043
INTERNATIONAL											
100											
4.2L L6, 258 CID											
1974			---	---	7405	RN14PMP	3405	RN14PMC	404	RN12YC	.032
5.0L V8, 304 CID											
1974	GAS		---	---	---	---	---	---	14	RJ12YC	.032
	LPG		---	---	---	---	---	---	102	RJ6C	.016
5.6L V8, 345 CID											
1974	GAS		---	---	---	---	---	---	14	RJ12YC	.032
	LPG		---	---	---	---	---	---	102	RJ6C	.016
6.4L V8, 392 CID											
1974			---	---	---	---	---	---	14	RJ12YC	.032
6.6L V8, 401 CID											
1974			---	---	7405	RN14PMP	3405	RN14PMC	405	RN14YC	.032
1000B											
3.8L L6, 232 CID											
1969			---	---	7405	RN14PMP	3405	RN14PMC	405	RN14YC	.032
3.9L L6, 241 CID											
1969-1968			---	---	---	---	---	---	14	RJ12YC	.032
5.0L V8, 304 CID											
1969-1968	GAS		---	---	---	---	---	---	14	RJ12YC	.032
	LPG		---	---	---	---	---	---	102	RJ6C	.016



Year	Engine	Notes	CHAMPION Iridium		Double Platinum		Platinum Power		Copper Plus		Gap
	VIN		Stk #	Plug Type	Stk #	Plug Type	Stk #	Plug Type	Stk #	Plug Type	
INTERNATIONAL (cont)											
1000C											
3.8L L6, 232 CID											
1969			---	---	7405	RN14PMP	3405	RN14PMC	405	RN14YC	.032
3.9L L6, 241 CID											
1969			---	---	---	---	---	---	14	RJ12YC	.032
4.0L L6, 241 CID											
1968			---	---	---	---	---	---	14	RJ12YC	.032
5.0L V8, 304 CID											
1969-1968		GAS	---	---	---	---	---	---	14	RJ12YC	.032
		LPG	---	---	---	---	---	---	102	RJ6C	.016
1000D											
3.8L L6, 232 CID											
1970-1969			---	---	7405	RN14PMP	3405	RN14PMC	405	RN14YC	.032
3.9L L6, 241 CID											
1970-1969			---	---	---	---	---	---	14	RJ12YC	.032
5.0L V8, 304 CID											
1970-1969		GAS	---	---	---	---	---	---	14	RJ12YC	.032
		LPG	---	---	---	---	---	---	102	RJ6C	.016
1010											
3.8L L6, 232 CID											
1971			---	---	7405	RN14PMP	3405	RN14PMC	405	RN14YC	.032
4.2L L6, 258 CID											
1973-1972			---	---	7405	RN14PMP	3405	RN14PMC	404	RN12YC	.032
5.0L V8, 304 CID											
1973-1972		GAS	---	---	---	---	---	---	14	RJ12YC	.032
		LPG	---	---	---	---	---	---	102	RJ6C	.016
5.6L V8, 345 CID											
1973-1971		GAS	---	---	---	---	---	---	14	RJ12YC	.032
		LPG	---	---	---	---	---	---	102	RJ6C	.016
6.4L V8, 392 CID											
1973-1972			---	---	---	---	---	---	14	RJ12YC	.032
1100B											
3.8L L6, 232 CID											
1969			---	---	7405	RN14PMP	3405	RN14PMC	405	RN14YC	.032
3.9L L6, 241 CID											
1969-1968			---	---	---	---	---	---	14	RJ12YC	.032
5.0L V8, 304 CID											
1969-1968		GAS	---	---	---	---	---	---	14	RJ12YC	.032
		LPG	---	---	---	---	---	---	102	RJ6C	.016
1100C											
3.8L L6, 232 CID											
1969			---	---	7405	RN14PMP	3405	RN14PMC	405	RN14YC	.032
3.9L L6, 241 CID											
1969-1968			---	---	---	---	---	---	14	RJ12YC	.032
5.0L V8, 304 CID											
1969-1968		GAS	---	---	---	---	---	---	14	RJ12YC	.032
		LPG	---	---	---	---	---	---	102	RJ6C	.016
1100D											
3.9L L6, 241 CID											
1970-1969			---	---	---	---	---	---	14	RJ12YC	.032
5.0L V8, 304 CID											
1970-1969		GAS	---	---	---	---	---	---	14	RJ12YC	.032
		LPG	---	---	---	---	---	---	102	RJ6C	.016
1110											
3.8L L6, 232 CID											
1972			---	---	7405	RN14PMP	3405	RN14PMC	404	RN12YC	.032
1971			---	---	7405	RN14PMP	3405	RN14PMC	405	RN14YC	.032



Year	Engine VIN	Notes	CHAMPION Iridium		Double Platinum		Platinum Power		Copper Plus		Gap
			Stk #	Plug Type	Stk #	Plug Type	Stk #	Plug Type	Stk #	Plug Type	
INTERNATIONAL (cont)											
1110											
4.2L L6, 258 CID											
1973-1972			---	---	7405	RN14PMP	3405	RN14PMC	404	RN12YC	.032
5.0L V8, 304 CID											
1973-1972		GAS	---	---	---	---	---	---	14	RJ12YC	.032
		LPG	---	---	---	---	---	---	102	RJ6C	.016
5.6L V8, 345 CID											
1973		GAS	---	---	---	---	---	---	14	RJ12YC	.032
1972-1971		GAS	---	---	---	---	---	---	14	RJ12YC	.032
		LPG	---	---	---	---	---	---	102	RJ6C	.016
6.4L V8, 392 CID											
1973-1972			---	---	---	---	---	---	14	RJ12YC	.032
1200B											
3.9L L6, 241 CID											
1969-1968			---	---	---	---	---	---	14	RJ12YC	.032
5.0L V8, 304 CID											
1969-1968		GAS	---	---	---	---	---	---	14	RJ12YC	.032
		LPG	---	---	---	---	---	---	102	RJ6C	.016
1200C											
3.9L L6, 241 CID											
1969-1968			---	---	---	---	---	---	14	RJ12YC	.032
5.0L V8, 304 CID											
1969-1968		GAS	---	---	---	---	---	---	14	RJ12YC	.032
		LPG	---	---	---	---	---	---	102	RJ6C	.016
1200D											
3.9L L6, 241 CID											
1970-1969			---	---	---	---	---	---	14	RJ12YC	.032
5.0L V8, 304 CID											
1970-1969		GAS	---	---	---	---	---	---	14	RJ12YC	.032
		LPG	---	---	---	---	---	---	102	RJ6C	.016
1210											
3.8L L6, 232 CID											
1971			---	---	7405	RN14PMP	3405	RN14PMC	405	RN14YC	.032
4.2L L6, 258 CID											
1973-1972			---	---	7405	RN14PMP	3405	RN14PMC	404	RN12YC	.032
5.0L V8, 304 CID											
1973-1972		GAS	---	---	---	---	---	---	14	RJ12YC	.032
		LPG	---	---	---	---	---	---	102	RJ6C	.016
5.6L V8, 345 CID											
1973-1971		GAS	---	---	---	---	---	---	14	RJ12YC	.032
		LPG	---	---	---	---	---	---	102	RJ6C	.016
6.4L V8, 392 CID											
1973-1972			---	---	---	---	---	---	102	RJ6C	.016
1300B											
3.9L L6, 241 CID											
1969-1968			---	---	---	---	---	---	14	RJ12YC	.032
5.0L V8, 304 CID											
1969-1968		GAS	---	---	---	---	---	---	14	RJ12YC	.032
		LPG	---	---	---	---	---	---	102	RJ6C	.016
1300C											
3.9L L6, 241 CID											
1969-1968			---	---	---	---	---	---	14	RJ12YC	.032
5.0L V8, 304 CID											
1969-1968		GAS	---	---	---	---	---	---	14	RJ12YC	.032
		LPG	---	---	---	---	---	---	102	RJ6C	.016
1300D											
3.9L L6, 241 CID											
1970-1969			---	---	---	---	---	---	14	RJ12YC	.032



Year	Engine	Notes	CHAMPION Iridium		Double Platinum		Platinum Power		Copper Plus		Gap
	VIN		Stk #	Plug Type	Stk #	Plug Type	Stk #	Plug Type	Stk #	Plug Type	
INTERNATIONAL (cont)											
1300D											
5.0L V8, 304 CID											
1970-1969		GAS	---	---	---	---	---	---	14	RJ12YC	.032
		LPG	---	---	---	---	---	---	102	RJ6C	.016
1310											
3.8L L6, 232 CID											
1971			---	---	7405	RN14PMP	3405	RN14PMC	405	RN14YC	.032
4.2L L6, 258 CID											
1973-1972			---	---	7405	RN14PMP	3405	RN14PMC	404	RN12YC	.032
5.0L V8, 304 CID											
1973-1972		GAS	---	---	---	---	---	---	14	RJ12YC	.032
		LPG	---	---	---	---	---	---	102	RJ6C	.016
1971		GAS	---	---	---	---	---	---	14	RJ12YC	.032
		LPG	---	---	---	---	---	---	14	RJ12YC	.016
5.6L V8, 345 CID											
1973-1971		GAS	---	---	---	---	---	---	14	RJ12YC	.032
		LPG	---	---	---	---	---	---	102	RJ6C	.016
6.4L V8, 392 CID											
1973-1972			---	---	---	---	---	---	14	RJ12YC	.032
150											
5.0L V8, 304 CID											
1975			---	---	---	---	---	---	14	RJ12YC	.032
6.4L V8, 392 CID											
1975			---	---	---	---	---	---	14	RJ12YC	.032
200											
4.2L L6, 258 CID											
1974			---	---	7405	RN14PMP	3405	RN14PMC	404	RN12YC	.032
5.0L V8, 304 CID											
1975			---	---	---	---	---	---	14	RJ12YC	.032
1974		GAS	---	---	---	---	---	---	14	RJ12YC	.032
		LPG	---	---	---	---	---	---	102	RJ6C	.016
5.6L V8, 345 CID											
1975			---	---	---	---	---	---	14	RJ12YC	.032
1974		GAS	---	---	---	---	---	---	14	RJ12YC	.032
		LPG	---	---	---	---	---	---	102	RJ6C	.016
6.4L V8, 392 CID											
1975-1974			---	---	---	---	---	---	14	RJ12YC	.032
6.6L V8, 401 CID											
1974			---	---	7405	RN14PMP	3405	RN14PMC	405	RN14YC	.032
908B											
5.0L V8, 304 CID											
1969-1968		GAS	---	---	---	---	---	---	14	RJ12YC	.032
		LPG	---	---	---	---	---	---	102	RJ6C	.016
908C											
5.0L V8, 304 CID											
1969-1968		GAS	---	---	---	---	---	---	14	RJ12YC	.032
		LPG	---	---	---	---	---	---	102	RJ6C	.016
DM10											
3.8L L6, 232 CID											
1972			---	---	7405	RN14PMP	3405	RN14PMC	404	RN12YC	.032
4.2L L6, 258 CID											
1972			---	---	7405	RN14PMP	3405	RN14PMC	404	RN12YC	.032
5.0L V8, 304 CID											
1972		GAS	---	---	---	---	---	---	14	RJ12YC	.032
		LPG	---	---	---	---	---	---	102	RJ6C	.016
M SERIES VAN											
3.6L L6, 220 CID											
1967			---	---	---	---	---	---	14	RJ12YC	.032



Year	Engine VIN	Notes	CHAMPION Iridium		Double Platinum		Platinum Power		Copper Plus		Gap
			Stk #	Plug Type	Stk #	Plug Type	Stk #	Plug Type	Stk #	Plug Type	
INTERNATIONAL (cont)											
M1100											
2.5L L4, 152 CID											
1971			---	---	---	---	---	---	14	RJ12YC	.032
1968			---	---	---	---	---	---	14	RJ12YC	.032
3.2L L4, 196 CID											
1971			---	---	---	---	---	---	14	RJ12YC	.032
3.6L L6, 220 CID											
1968			---	---	---	---	---	---	14	RJ12YC	.032
3.8L L6, 232 CID											
1970-1969			---	---	7405	RN14PMP	3405	RN14PMC	405	RN14YC	.032
3.9L L6, 241 CID											
1970-1969			---	---	---	---	---	---	14	RJ12YC	.032
4.2L L6, 258 CID											
1972			---	---	7405	RN14PMP	3405	RN14PMC	404	RN12YC	.032
5.0L V8, 304 CID											
1972-1971		GAS	---	---	---	---	---	---	14	RJ12YC	.032
		LPG	---	---	---	---	---	---	102	RJ6C	.016
1970		GAS	---	---	---	---	---	14	RJ12YC	.032	
1969		GAS	---	---	---	---	---	---	14	RJ12YC	.032
		LPG	---	---	---	---	---	---	102	RJ6C	.016
M1200											
3.6L L6, 220 CID											
1968			---	---	---	---	---	---	14	RJ12YC	.032
3.8L L6, 232 CID											
1971-1969			---	---	7405	RN14PMP	3405	RN14PMC	405	RN14YC	.032
3.9L L6, 241 CID											
1970-1968			---	---	---	---	---	---	14	RJ12YC	.032
4.2L L6, 258 CID											
1972			---	---	7405	RN14PMP	3405	RN14PMC	404	RN12YC	.032
4.3L V8, 266 CID											
1968			---	---	---	---	---	---	14	RJ12YC	.032
5.0L V8, 304 CID											
1972		GAS	---	---	---	---	---	---	14	RJ12YC	.032
1971		GAS	---	---	---	---	---	---	14	RJ12YC	.032
		LPG	---	---	---	---	---	---	102	RJ6C	.016
1970-1969			---	---	---	---	---	---	14	RJ12YC	.032
M1400											
3.8L L6, 232 CID											
1969			---	---	7405	RN14PMP	3405	RN14PMC	405	RN14YC	.032
3.9L L6, 241 CID											
1969			---	---	---	---	---	---	14	RJ12YC	.032
5.0L V8, 304 CID											
1969			---	---	---	---	---	---	14	RJ12YC	.032
M800											
2.5L L4, 152 CID											
1971			---	---	---	---	---	---	14	RJ12YC	.032
1968			---	---	---	---	---	---	14	RJ12YC	.032
3.6L L6, 220 CID											
1968			---	---	---	---	---	---	14	RJ12YC	.032
3.8L L6, 232 CID											
1970-1969			---	---	7405	RN14PMP	3405	RN14PMC	405	RN14YC	.032
3.9L L6, 241 CID											
1970-1969			---	---	---	---	---	---	14	RJ12YC	.032
5.0L V8, 304 CID											
1971		GAS	---	---	---	---	---	---	14	RJ12YC	.032
		LPG	---	---	---	---	---	---	102	RJ6C	.016
1970-1969			---	---	---	---	---	---	14	RJ12YC	.032
M800 NAVY											
3.8L L6, 232 CID											



Year	Engine	Notes	CHAMPION Iridium		Double Platinum		Platinum Power		Copper Plus		Gap
	VIN		Stk #	Plug Type	Stk #	Plug Type	Stk #	Plug Type	Stk #	Plug Type	
INTERNATIONAL (cont)											
M800 NAVY (cont)											
3.8L L6, 232 CID (cont)											
1969			---	---	7405	RN14PMP	3405	RN14PMC	405	RN14YC	.032
3.9L L6, 241 CID											
1969			---	---	---	---	---	---	14	RJ12YC	.032
5.0L V8, 304 CID											
1969			---	---	---	---	---	---	14	RJ12YC	.032
M800 POST OFFICE											
2.5L L4, 152 CID											
1971			---	---	---	---	---	---	14	RJ12YC	.032
3.8L L6, 232 CID											
1970-1969			---	---	7405	RN14PMP	3405	RN14PMC	405	RN14YC	.032
3.9L L6, 241 CID											
1970-1969			---	---	---	---	---	---	14	RJ12YC	.032
4.2L L6, 258 CID											
1972			---	---	7405	RN14PMP	3405	RN14PMC	404	RN12YC	.032
5.0L V8, 304 CID											
1972		GAS	---	---	---	---	---	---	14	RJ12YC	.032
		LPG	---	---	---	---	---	---	102	RJ6C	.016
1970-1969			---	---	---	---	---	---	14	RJ12YC	.032
MA1200											
3.6L L6, 220 CID											
1968			---	---	---	---	---	---	14	RJ12YC	.032
3.8L L6, 232 CID											
1971-1969			---	---	7405	RN14PMP	3405	RN14PMC	405	RN14YC	.032
3.9L L6, 241 CID											
1970-1968			---	---	---	---	---	---	14	RJ12YC	.032
5.0L V8, 304 CID											
1971-1968		GAS	---	---	---	---	---	---	14	RJ12YC	.032
		LPG	---	---	---	---	---	---	102	RJ6C	.016
MHC1310											
4.2L L6, 258 CID											
1974			---	---	7405	RN14PMP	3405	RN14PMC	404	RN12YC	.032
5.0L V8, 304 CID											
1974		GAS	---	---	---	---	---	---	14	RJ12YC	.032
		LPG	---	---	---	---	---	---	102	RJ6C	.016
MS1210											
4.2L L6, 258 CID											
1974-1972			---	---	7405	RN14PMP	3405	RN14PMC	404	RN12YC	.032
5.0L V8, 304 CID											
1974-1972		GAS	---	---	---	---	---	---	14	RJ12YC	.032
		LPG	---	---	---	---	---	---	102	RJ6C	.016
SCOUT											
2.5L L4, 152 CID											
1971-1967			---	---	---	---	---	---	14	RJ12YC	.032
3.2L L4, 196 CID											
1968			---	---	---	---	---	---	14	RJ12YC	.032
4.3L L6, 265 CID											
1970-1969			---	---	---	---	---	---	14	RJ12YC	.032
4.3L V8, 266 CID											
1968			---	---	---	---	---	---	14	RJ12YC	.032
5.0L V8, 304 CID											
1970-1969			---	---	---	---	---	---	14	RJ12YC	.032
SCOUT II											
3.2L L4, 196 CID											
1980-1971			---	---	---	---	---	---	14	RJ12YC	.032
3.8L L6, 232 CID											
1971			---	---	7405	RN14PMP	3405	RN14PMC	405	RN14YC	.032



Year	Engine VIN	Notes	CHAMPION Iridium		Double Platinum		Platinum Power		Copper Plus		Gap
			Stk #	Plug Type	Stk #	Plug Type	Stk #	Plug Type	Stk #	Plug Type	
INTERNATIONAL (cont)											
SCOUT II											
4.2L L6, 258 CID											
1974-1972			---	---	7405	RN14PMP	3405	RN14PMC	404	RN12YC	.032
5.0L V8, 304 CID											
1980-1971			---	---	---	---	---	---	14	RJ12YC	.032
5.6L V8, 345 CID											
1980-1975			---	---	---	---	---	---	14	RJ12YC	.032
1973-1971			---	---	---	---	---	---	14	RJ12YC	.032
6.4L V8, 392 CID											
1975			---	---	---	---	---	---	14	RJ12YC	.032
ISO											
GRIFO											
5.3L V8, 5358CC											
1974-1967			---	---	---	---	---	---	14	RJ12YC	.036
RIVOLTA											
5.3L V8, 5358CC											
1970-1967			---	---	---	---	---	---	14	RJ12YC	.036
S4 FIDIA											
5.3L V8, 5358CC											
1974-1967			---	---	---	---	---	---	14	RJ12YC	.036
ISUZU											
AMIGO											
2.2L L4, 2180CC											
2000-1998			9001	RC10WYPB4	7546	RC10PYPB4	3346	RC10PYC	346	RC10YC4	.044
2.3L L4, 2254CC											
1993-1989			---	---	7405	RN14PMP	3405	RN14PMC	404	RN12YC	.044
2.6L L4, 2559CC											
1994-1989			---	---	7405	RN14PMP	3405	RN14PMC	404	RN12YC	.044
3.2L V6, 3165CC											
2000-1998			9001	RC10WYPB4	7546	RC10PYPB4	3346	RC10PYC	346	RC10YC4	.044
ASCENDER											
4.2L L6, -CC											
2008-2003			9901	RE10WYPB5	7437	RES11PYP5	---	---	---	---	.044
5.3L V8, -CC											
2006-2003			9405	RS12WMPB4	---	---	---	---	408	RS14YC	.040
AXIOM											
3.5L V6, 3475CC											
2002			9001	RC10WYPB4	7546	RC10PYPB4	3346	RC10PYC	346	RC10YC4	.044
3.5L V6, 3491CC											
2003			9001	RC10WYPB4	7546	RC10PYPB4	3346	RC10PYC	346	RC10YC4	.044
HOMBRE											
2.2L L4, 2180CC											
2000			9402	RS14WLPB6	7020	RS12PLP	3015	RS14PMC4	20	RS13LYC5	.040
1999-1998			9402	RS14WLPB6	7020	RS12PLP	3015	RS14PMC4	20	RS13LYC5	.050
1997-1996			9402	RS14WLPB6	7020	RS12PLP	3015	RS14PMC4	20	RS13LYC5	.060
4.3L V6, 4294CC											
1999-1997			9404	RS14WYPB5	7940	RS14PYPB5	3013	RS14PYC6	13	RS14YC6	.060
I-280											
2.8L L4, 2770CC											
2006			9901	RE10WYPB5	7981	RE14PYPB4	---	---	---	---	.040
I-290											
2.9L L4, 2921CC											
2008-2007			9901	RE10WYPB5	7437	RES11PYP5	---	---	---	---	.044
I-350											
3.5L L5, 3460CC											
2006			9901	RE10WYPB5	7981	RE14PYPB4	---	---	---	---	.060



Year	Engine	Notes	CHAMPION	Iridium		Double Platinum		Platinum Power		Copper Plus		Gap
	VIN		Stk #	Plug Type	Stk #	Plug Type	Stk #	Plug Type	Stk #	Plug Type		
ISUZU (cont)												
I-370												
3.7L L5, 3654CC												
2008-2007			9901	RE10WYPB5	7437	RES11PYP5	---	---	---	---		.044
I-MARK												
1.5L L4, 1471CC												
1989-1985			---	---	7405	RN14PMP	3405	RN14PMC	404	RN12YC		.044
1.6L L4, 1588CC												
1989			9001	RC10WYPB4	7546	RC10PYPB4	3344	RC9PYC	430	RC9YC4		.044
1.8L L4, 1817CC												
1985-1981			---	---	7405	RN14PMP	3405	RN14PMC	404	RN12YC		.044
IMPULSE												
1.6L L4, 1588CC												
1992			9201	RC12WYPB4	7071	RC12PYP	3071	RC12PYC	71	RC12YC		.032
1991	4	Turbo	9001	RC10WYPB4	7546	RC10PYPB4	3344	RC9PYC	344	RC9YC		.032
	5	Nat. Asp.	9001	RC10WYPB4	7546	RC10PYPB4	3344	RC9PYC	430	RC9YC4		.044
1990			9001	RC10WYPB4	7546	RC10PYPB4	3344	RC9PYC	344	RC9YC		.032
1.8L L4, 1817CC												
1992			9201	RC12WYPB4	7071	RC12PYP	3071	RC12PYC	71	RC12YC		.044
1.9L L4, 1949CC												
1987-1983			---	---	7405	RN14PMP	3405	RN14PMC	404	RN12YC		.044
2.0L L4, 1994CC												
1989-1985			---	---	7405	RN14PMP	3405	RN14PMC	404	RN12YC		.044
2.3L L4, 2254CC												
1989-1988			---	---	7405	RN14PMP	3405	RN14PMC	404	RN12YC		.044
OASIS												
2.2L L4, 2156CC												
1997-1996			9202	RC12WMPB4	7318	RC12PMPB4	3318	RC12PMC4	318	RC12MC4		.044
2.3L L4, 2234CC												
1999			9202	RC12WMPB4	7318	RC12PMPB4	3318	RC12PMC4	318	RC12MC4		.044
2.3L L4, 2254CC												
1998			9202	RC12WMPB4	7318	RC12PMPB4	3318	RC12PMC4	318	RC12MC4		.044
PICKUP												
1.8L L4, 1817CC												
1982-1981			---	---	7405	RN14PMP	3405	RN14PMC	404	RN12YC		.044
1.9L L4, 1949CC												
1987-1983			---	---	7405	RN14PMP	3405	RN14PMC	404	RN12YC		.044
2.3L L4, 2254CC												
1995-1986			---	---	7405	RN14PMP	3405	RN14PMC	404	RN12YC		.044
2.6L L4, 2559CC												
1995-1988			---	---	7405	RN14PMP	3405	RN14PMC	404	RN12YC		.044
3.1L V6, 3137CC												
1994-1991			---	---	7018	RV17PMP4	3018	RV17PMC4	18	RV15YC4		.044
RODEO												
2.2L L4, 2180CC												
2003-1998			9001	RC10WYPB4	7546	RC10PYPB4	3346	RC10PYC	346	RC10YC4		.044
2.6L L4, 2559CC												
1997-1991			---	---	7405	RN14PMP	3405	RN14PMC	404	RN12YC		.044
3.1L V6, 3137CC												
1992-1991			---	---	7018	RV17PMP4	3018	RV17PMC4	18	RV15YC4		.044
3.2L V6, 3165CC												
2004-1996			9001	RC10WYPB4	7546	RC10PYPB4	3346	RC10PYC	346	RC10YC4		.044
1995-1993			9201	RC12WYPB4	7071	RC12PYP	3071	RC12PYC	71	RC12YC		.044
RODEO SPORT												
2.2L L4, 2180CC												
2003-2001			9001	RC10WYPB4	7546	RC10PYPB4	3346	RC10PYC	346	RC10YC4		.044
3.2L V6, 3165CC												
2003-2001			9001	RC10WYPB4	7546	RC10PYPB4	3346	RC10PYC	346	RC10YC4		.044



Year	Engine VIN	Notes	CHAMPION Iridium		Double Platinum		Platinum Power		Copper Plus		Gap
			Stk #	Plug Type	Stk #	Plug Type	Stk #	Plug Type	Stk #	Plug Type	
ISUZU (cont)											
STYLUS											
1.6L L4, 1588CC											
1993-1992			---	---	7405	RN14PMP	3405	RN14PMC	404	RN12YC	.044
1991			9001	RC10WYPB4	7546	RC10PYPB4	3344	RC9PYC	430	RC9YC4	.044
1.8L L4, 1817CC											
1992			9201	RC12WYPB4	7071	RC12PYP	3071	RC12PYC	71	RC12YC	.044
TROOPER											
1.9L L4, 1949CC											
1985-1984			---	---	7405	RN14PMP	3405	RN14PMC	404	RN12YC	.044
2.3L L4, 2254CC											
1987-1986			---	---	7405	RN14PMP	3405	RN14PMC	404	RN12YC	.044
2.6L L4, 2559CC											
1991-1988			---	---	7405	RN14PMP	3405	RN14PMC	404	RN12YC	.044
2.8L V6, 2827CC											
1991-1989			---	---	7018	RV17PMP4	3018	RV17PMC4	18	RV15YC4	.044
3.2L V6, 3165CC											
1997-1996			9001	RC10WYPB4	7546	RC10PYPB4	3346	RC10PYC	346	RC10YC4	.044
1995-1992			9201	RC12WYPB4	7071	RC12PYP	3071	RC12PYC	71	RC12YC	.044
3.5L V6, 3475CC											
2002-1998			9001	RC10WYPB4	7546	RC10PYPB4	3346	RC10PYC	346	RC10YC4	.044
VEHICROSS											
3.5L V6, 3475CC											
2001-1999			9001	RC10WYPB4	7546	RC10PYPB4	3346	RC10PYC	346	RC10YC4	.044
JAGUAR											
2.4											
2.5L L6, 2483CC											
1967		MARK 2, 7:1 COMPRESSION RATIO	---	---	---	---	---	---	811	L82C	.025
		MARK 2, NON-7:1 COMPRESSION RATIO	---	---	---	---	---	---	120	N5C	.025
3.4											
3.4L L6, 3442CC											
1968-1967		MARK II, 7:1 COMPRESSION RATIO	---	---	---	---	---	---	811	L82C	.025
340											
3.4L L6, 3442CC											
1967			---	---	7322	RN14PYP	3322	RN14PMC3	322	RN11YC4	.024
420											
4.2L L6, 4235CC											
1968-1967			---	---	7405	RN14PMP	3405	RN14PMC	404	RN12YC	.036
F-TYPE											
3.0L V6, 2995CC											
2015-2014			---	---	7304	RS9PYP4	3401	RS10PYC4	304	RS9YC	.044
5.0L V8, 5000CC											
2015-2014			9412	REA9WYPB4	---	---	---	---	991	REA8MCX	.040
S-TYPE											
3.0L V6, -CC											
2008-2000			9808	RS8WYPB5	---	---	---	---	---	---	.054
4.0L V8, 3996CC											
2002-2000			9201	RC12WYPB4	7070	RC11PYPB4	3071	RC12PYC	89	RC12YC5	.050
4.2L V8, 4196CC											
2008		Nat. Asp.	9201	RC12WYPB4	7071	RC12PYP	3071	RC12PYC	71	RC12YC	.040
		Supercharged	9201	RC12WYPB4	7071	RC12PYP	3071	RC12PYC	71	RC12YC	.040
2007		Nat. Asp.	9001	RC10WYPB4	7546	RC10PYPB4	3344	RC9PYC	430	RC9YC4	.040
		Supercharged	9001	RC10WYPB4	7546	RC10PYPB4	3344	RC9PYC	430	RC9YC4	.040
2006-2003			9001	RC10WYPB4	7546	RC10PYPB4	3344	RC9PYC	430	RC9YC4	.040



Year	Engine	Notes	CHAMPION	Iridium		Double Platinum		Platinum Power		Copper Plus		Gap
	VIN		Stk #	Plug Type	Stk #	Plug Type	Stk #	Plug Type	Stk #	Plug Type		
JAGUAR (cont)												
SUPER V8												
4.2L V8, 4196CC												
2009			9201	RC12WYPB4	7071	RC12PYP	3071	RC12PYC	71	RC12YC		.050
2008-2005			9001	RC10WYPB4	7546	RC10PYPB4	3344	RC9PYC	430	RC9YC4		.040
VANDEN PLAS												
3.6L L6, 3590CC												
1989-1988			9001	RC10WYPB4	7546	RC10PYPB4	3344	RC9PYC	344	RC9YC		.036
4.0L L6, 3980CC												
1997			9001	RC10WYPB4	7344	RC9PYP	3344	RC9PYC	430	RC9YC4		.036
1996	2		9201	RC12WYPB4	7070	RC11PYPB4	3071	RC12PYC	71	RC12YC		.036
	7		9001	RC10WYPB4	7344	RC9PYP	3344	RC9PYC	430	RC9YC4		.036
1995-1994			9001	RC10WYPB4	7344	RC9PYP	3344	RC9PYC	430	RC9YC4		.036
1993			---	---	7546	RC10PYPB4	---	---	---	---		.036
1992-1990			9001	RC10WYPB4	7344	RC9PYP	3344	RC9PYC	430	RC9YC4		.036
4.0L V8, 3996CC												
2003		Nat. Asp.	9201	RC12WYPB4	7070	RC11PYPB4	3071	RC12PYC	89	RC12YC5		.050
		Supercharged	9008	RC10WYPB5	7344	RC9PYP	3344	RC9PYC	344	RC9YC		.050
2002-2000			9805 ³	KC8WYPB4	7548 ³	KC10PYPB4	---	---	---	---		.040
1999-1998			9201	RC12WYPB4	7070	RC11PYPB4	3071	RC12PYC	89	RC12YC5		.050
4.2L L6, 4235CC												
1987-1982			---	---	7405	RN14PMP	3405	RN14PMC	404	RN12YC		.036
4.2L V8, 4196CC												
2009-2008			9201	RC12WYPB4	7071	RC12PYP	3071	RC12PYC	71	RC12YC		.050
2007-2006			9001	RC10WYPB4	7546	RC10PYPB4	3344	RC9PYC	430	RC9YC4		.040
2005			9201	RC12WYPB4	7070	RC11PYPB4	3071	RC12PYC	71	RC12YC		.050
2004			9201	RC12WYPB4	7070	RC11PYPB4	3071	RC12PYC	89	RC12YC5		.050
X-TYPE												
2.5L V6, -CC												
2005-2002			9808	RS8WYPB5	7304	RS9PYP4	3401	RS10PYC4	304	RS9YC		.050
3.0L V6, -CC												
2008-2002			9808	RS8WYPB5	7304	RS9PYP4	3401	RS10PYC4	304	RS9YC		.050
XF												
2.0L L4, 1999CC												
2015-2013			9299	RES8WYPB4	7004	RES9PYP4	---	---	---	---		.030
4.2L V8, 4196CC												
2010			9201	RC12WYPB4	7071	RC12PYP	3071	RC12PYC	71	RC12YC		.050
2009		Nat. Asp.	9201	RC12WYPB4	7071	RC12PYP	3071	RC12PYC	71	RC12YC		.050
		Supercharged	9201	RC12WYPB4	7071	RC12PYP	3071	RC12PYC	71	RC12YC		.050
5.0L V8, 5000CC												
2015-2010			9412	REA9WYPB4	---	---	---	---	991	REA8MCX		.040
XFR												
5.0L V8, 5000CC												
2015-2010			9412	REA9WYPB4	---	---	---	---	991	REA8MCX		.040
XFR-S												
5.0L V8, 5000CC												
2015-2013			9412	REA9WYPB4	---	---	---	---	991	REA8MCX		.040
XJ												
3.0L V6, 2995CC												
2015-2013			---	---	7304	RS9PYP4	3401	RS10PYC4	304	RS9YC		.044
4.2L L6, 4235CC												
1971-1969			---	---	7405	RN14PMP	3405	RN14PMC	404	RN12YC		.032
5.0L V8, 5000CC												
2014		Supercharged	9412	REA9WYPB4	---	---	---	---	---	---		.040
2013-2012		Nat. Asp.	9412	REA9WYPB4	---	---	---	---	---	---		.040
		Supercharged	9412	REA9WYPB4	---	---	---	---	---	---		.040
2011		Nat. Asp.	9412	REA9WYPB4	---	---	---	---	---	---		.044
		Supercharged	9412	REA9WYPB4	---	---	---	---	---	---		.040

³Low-Ohm Design

**AUTOMOBILES, VANS, TRUCKS**VOITURES, FOURGONNETTES ET CAMIONS
AUTOMÓVILES, FURGONETAS, CAMIONES

Year	Engine VIN	Notes	CHAMPION Iridium		Double Platinum		Platinum Power		Copper Plus		Gap
			Stk #	Plug Type	Stk #	Plug Type	Stk #	Plug Type	Stk #	Plug Type	
JAGUAR (cont)											
XJ12											
5.3L V12, 5343CC											
1992-1982			---	---	---	---	3026	RS7PYB4	304	RS9YC	.035
1981			9804	RN8WYPB3	7415	RN9PYP	3415	RN9PYC	415	RN9YC	.036
1979-1977			9804	RN8WYPB3	7415	RN9PYP	3415	RN9PYC	415	RN9YC	.036
1976-1975			9804	RN8WYPB3	7415	RN9PYP	3415	RN9PYC	415	RN9YC	.024
6.0L V12, 5994CC											
1996-1994			9808	RS8WYPB5	7304	RS9PYP4	3026	RS7PYB4	304	RS9YC	.036
XJ6											
3.6L L6, 3590CC											
1989-1987			9001	RC10WYPB4	7546	RC10PYPB4	3344	RC9PYC	344	RC9YC	.036
4.0L L6, 3980CC											
1997			9201	RC12WYPB4	7070	RC11PYPB4	3071	RC12PYC	71	RC12YC	.036
1996	2		9201	RC12WYPB4	7070	RC11PYPB4	3071	RC12PYC	71	RC12YC	.036
	7		9001	RC10WYPB4	7546	RC10PYPB4	3344	RC9PYC	344	RC9YC	.036
1995-1990			9001	RC10WYPB4	7546	RC10PYPB4	3344	RC9PYC	344	RC9YC	.036
4.2L L6, 4235CC											
1987-1978			---	---	7405	RN14PMP	3405	RN14PMC	404	RN12YC	.036
1977-1975			---	---	7405	RN14PMP	3405	RN14PMC	404	RN12YC	.024
1974-1972			---	---	7405	RN14PMP	3405	RN14PMC	404	RN12YC	.032
XJ8											
4.0L V8, 3996CC											
2003-2000			9805 ³	KC8WYPB4	7548³	KC10PYPB4	---	---	---	---	.040
1999-1998			9008	RC10WYPB5	7344	RC9PYP	3344	RC9PYC	426	RC9YC5	.050
4.2L V8, 4196CC											
2009-2008			9201	RC12WYPB4	7071	RC12PYP	3071	RC12PYC	71	RC12YC	.050
2007			9001	RC10WYPB4	7546	RC10PYPB4	3344	RC9PYC	430	RC9YC4	.040
2006-2005			9201	RC12WYPB4	7070	RC11PYPB4	3071	RC12PYC	71	RC12YC	.050
2004			9201	RC12WYPB4	7070	RC11PYPB4	3071	RC12PYC	89	RC12YC5	.050
XJR											
4.0L L6, 3980CC											
1997			9003	RC10WYPB4	7344	RC9PYP	3344	RC9PYC	344	RC9YC	.038
1996			9201	RC12WYPB4	7344	RC9PYP	3344	RC9PYC	344	RC9YC	.035
1995			9001	RC10WYPB4	7070	RC11PYPB4	3346	RC10PYC	71	RC12YC	.035
4.0L V8, 3996CC											
2003-1998			9008	RC10WYPB5	7344	RC9PYP	3344	RC9PYC	426	RC9YC5	.050
4.2L V8, 4196CC											
2009-2008			9201	RC12WYPB4	7071	RC12PYP	3071	RC12PYC	71	RC12YC	.050
2007-2004			9001	RC10WYPB4	7546	RC10PYPB4	3344	RC9PYC	430	RC9YC4	.040
5.0L V8, 5000CC											
2015-2014			9412	REA9WYPB4	---	---	---	---	991	REA8MCX	.040
XJRS											
6.0L V12, 5994CC											
1993			9001	RC10WYPB4	7546	RC10PYPB4	3344	RC9PYC	344	RC9YC	.036
XJS											
4.0L L6, 3980CC											
1996			---	---	7070	RC11PYPB4	---	---	---	---	.035
			9201	RC12WYPB4	---	---	3071	RC12PYC	71	RC12YC	.036
1995-1992			9001	RC10WYPB4	7546	RC10PYPB4	3344	RC9PYC	344	RC9YC	.036
5.3L V12, 5343CC											
1992-1982			---	---	---	---	3026	RS7PYB4	304	RS9YC	.024
1981-1977			9804	RN8WYPB3	7415	RN9PYP	3415	RN9PYC	415	RN9YC	.036
1976			9804	RN8WYPB3	7415	RN9PYP	3415	RN9PYC	415	RN9YC	.024
6.0L V12, 5994CC											
1995-1994			9808	RS8WYPB5	7304	RS9PYP4	3026	RS7PYB4	304	RS9YC	.036
XK											
4.2L V8, 4196CC											
2009			9201	RC12WYPB4	7071	RC12PYP	3071	RC12PYC	71	RC12YC	.050
2008			9201	RC12WYPB4	7071	RC12PYP	3071	RC12PYC	71	RC12YC	.040

³Low-Ohm Design



Year	Engine	Notes	CHAMPION Iridium		Double Platinum		Platinum Power		Copper Plus		Gap
	VIN		Stk #	Plug Type	Stk #	Plug Type	Stk #	Plug Type	Stk #	Plug Type	
JAGUAR (cont)											
XK (cont)											
4.2L V8, 4196CC (cont)											
2007			9201	RC12WYPB4	7071	RC12PYP	3071	RC12PYC	71	RC12YC	.050
5.0L V8, 5000CC											
2014-2010			9412	REA9WYPB4	---	---	---	---	---	---	.040
XK8											
4.0L V8, 3996CC											
2002-2000			9805 ³	KC8WYPB4	7548 ³	KC10PYPB4	---	---	---	---	.040
1999-1997			9201	RC12WYPB4	7070	RC11PYPB4	3071	RC12PYC	89	RC12YC5	.050
4.2L V8, 4196CC											
2006			9201	RC12WYPB4	7070	RC11PYPB4	---	---	71	RC12YC	.040
			---	---	---	---	3071	RC12PYC	---	---	.050
2005			9201	RC12WYPB4	7070	RC11PYPB4	3071	RC12PYC	71	RC12YC	.040
2004-2003			9001	RC10WYPB4	7546	RC10PYPB4	3344	RC9PYC	430	RC9YC4	.050
XKE											
4.2L L6, 4235CC											
1971-1969			---	---	7405	RN14PMP	3405	RN14PMC	404	RN12YC	.032
1968			---	---	7405	RN14PMP	3405	RN14PMC	404	RN12YC	.024
1967			---	---	7405	RN14PMP	3405	RN14PMC	404	RN12YC	.036
5.3L V12, 5343CC											
1974-1971			9804	RN8WYPB3	7415	RN9PYP	3415	RN9PYC	415	RN9YC	.032
XKR											
4.0L V8, 3996CC											
2002-2000			9805 ³	KC8WYPB4	7548 ³	KC10PYPB4	---	---	---	---	.040
4.2L V8, 4196CC											
2009-2007			9201	RC12WYPB4	7071	RC12PYP	3071	RC12PYC	71	RC12YC	.050
2006-2004			9001	RC10WYPB4	7546	RC10PYPB4	3344	RC9PYC	430	RC9YC4	.040
2003			9001	RC10WYPB4	7546	RC10PYPB4	3344	RC9PYC	430	RC9YC4	.050
5.0L V8, 5000CC											
2014-2012			9412	REA9WYPB4	---	---	---	---	---	---	.040
2011-2010			9412	REA9WYPB4	---	---	---	---	---	---	.044
XKR-S											
5.0L V8, 5000CC											
2015-2012			9412	REA9WYPB4	---	---	---	---	991	REA8MCX	.044
JEEP											
CHEROKEE											
2.5L L4, 150 CID											
2000-1999			9034	RC12WEPB5	7034	RC12PEPB5	3034	RC12PEC5	438	RC12ECC	.036
1998-1986			9034	RC12WEPB5	7034	RC12PEPB5	3412	RS10PEC	412	RC12LYC	.036
1985-1984			9034	RC12WEPB5	7034	RC12PEPB5	3034	RC12PEC5	82	RFN14LY	.036
2.8L V6, 173 CID											
1986-1984			---	---	---	---	---	---	406	RV12YC	.044
4.0L L6, 242 CID											
2001-1999			9034	RC12WEPB5	7034	RC12PEPB5	3034	RC12PEC5	438	RC12ECC	.036
1998-1991			9034	RC12WEPB5	7034	RC12PEPB5	3412	RS10PEC	412	RC12LYC	.036
1990-1987			9001	RC10WYPB4	7546	RC10PYPB4	3344	RC9PYC	344	RC9YC	.036
4.2L L6, 258 CID											
1983-1981			9034	RC12WEPB5	7034	RC12PEPB5	3034	RC12PEC5	82	RFN14LY	.036
1980-1978			---	---	7405	RN14PMP	3405	RN14PMC	101	RN13LYC	.032
1977-1974			---	---	7405	RN14PMP	3405	RN14PMC	405	RN14YC	.032
5.9L V8, 360 CID											
1983-1981			---	---	7405	RN14PMP	3405	RN14PMC	405	RN14YC	.036
1980-1974			---	---	7405	RN14PMP	3405	RN14PMC	405	RN14YC	.032
6.6L V8, 401 CID											
1978-1974			---	---	7405	RN14PMP	3405	RN14PMC	405	RN14YC	.032
L, CID											
2014			9775	REC10WMPB4	---	---	---	---	---	---	.044

³Low-Ohm Design



Year	Engine VIN	Notes	CHAMPION Iridium		Double Platinum		Platinum Power		Copper Plus		Gap
			Stk #	Plug Type	Stk #	Plug Type	Stk #	Plug Type	Stk #	Plug Type	
JEEP (cont)											
CJ5											
2.2L L4, 134 CID											
1973-1968			---	---	---	---	---	---	871	RJ8C	.032
1967		3/8" Reach Heads	---	---	---	---	---	---	871	RJ8C	.036
2.5L L4, 151 CID											
1983-1980			---	---	---	---	3025	RV19PMC	37	RV17YC6	.060
3.7L V6, 225 CID											
1971-1968			---	---	---	---	---	---	14	RJ12YC	.036
1967		3/8" Reach Heads	---	---	---	---	---	---	14	RJ12YC	.036
3.8L L6, 232 CID											
1978			---	---	7405	RN14PMP	3405	RN14PMC	101	RN13LYC	.032
1977-1972			---	---	7405	RN14PMP	3405	RN14PMC	405	RN14YC	.032
4.2L L6, 258 CID											
1983-1981			9034	RC12WEPB5	7034	RC12PEPB5	3034	RC12PEC5	82	RFN14LY	.036
1980-1978			---	---	7405	RN14PMP	3405	RN14PMC	101	RN13LYC	.032
1977-1971			---	---	7405	RN14PMP	3405	RN14PMC	405	RN14YC	.032
5.0L V8, 304 CID											
1981			---	---	7405	RN14PMP	3405	RN14PMC	405	RN14YC	.036
1980-1972			---	---	7405	RN14PMP	3405	RN14PMC	405	RN14YC	.032
CJ5A											
2.2L L4, 134 CID											
1968			---	---	---	---	---	---	871	RJ8C	.032
1967		3/8" Reach Heads	---	---	---	---	---	---	871	RJ8C	.036
3.7L V6, 225 CID											
1968			---	---	---	---	---	---	14	RJ12YC	.036
1967		3/8" Reach Heads	---	---	---	---	---	---	14	RJ12YC	.036
CJ6											
2.2L L4, 134 CID											
1971-1968			---	---	---	---	---	---	871	RJ8C	.032
1967		3/8" Reach Heads	---	---	---	---	---	---	871	RJ8C	.036
3.7L V6, 225 CID											
1971-1968			---	---	---	---	---	---	14	RJ12YC	.036
1967		3/8" Reach Heads	---	---	---	---	---	---	14	RJ12YC	.036
3.8L L6, 232 CID											
1975-1972			---	---	7405	RN14PMP	3405	RN14PMC	405	RN14YC	.032
4.2L L6, 258 CID											
1975-1971			---	---	7405	RN14PMP	3405	RN14PMC	405	RN14YC	.032
5.0L V8, 304 CID											
1975-1972			---	---	7405	RN14PMP	3405	RN14PMC	405	RN14YC	.032
CJ6A											
2.2L L4, 134 CID											
1968			---	---	---	---	---	---	871	RJ8C	.032
1967		3/8" Reach Heads	---	---	---	---	---	---	871	RJ8C	.036
3.7L V6, 225 CID											
1968			---	---	---	---	---	---	14	RJ12YC	.036
1967		3/8" Reach Heads	---	---	---	---	---	---	14	RJ12YC	.036
CJ7											
2.5L L4, 150 CID											
1986			9034	RC12WEPB5	7034	RC12PEPB5	3412	RS10PEC	82	RFN14LY	.036
1985-1983			9034	RC12WEPB5	7034	RC12PEPB5	3034	RC12PEC5	82	RFN14LY	.036
2.5L L4, 151 CID											
1983-1980			---	---	---	---	3025	RV19PMC	37	RV17YC6	.060
3.8L L6, 232 CID											
1978			---	---	7405	RN14PMP	3405	RN14PMC	101	RN13LYC	.032
1977-1976			---	---	7405	RN14PMP	3405	RN14PMC	405	RN14YC	.032
4.2L L6, 258 CID											
1986-1981			9034	RC12WEPB5	7034	RC12PEPB5	3034	RC12PEC5	82	RFN14LY	.036
1980-1978			---	---	7405	RN14PMP	3405	RN14PMC	101	RN13LYC	.032
1977-1976			---	---	7405	RN14PMP	3405	RN14PMC	405	RN14YC	.032



Year	Engine	Notes	CHAMPION Iridium		Double Platinum		Platinum Power		Copper Plus		Gap
	VIN		Stk #	Plug Type	Stk #	Plug Type	Stk #	Plug Type	Stk #	Plug Type	
JEEP (cont)											
CJ7											
5.0L V8, 304 CID											
1981			---	---	7405	RN14PMP	3405	RN14PMC	405	RN14YC	.036
1980-1976			---	---	7405	RN14PMP	3405	RN14PMC	405	RN14YC	.032
COMANCHE											
2.5L L4, 150 CID											
1992-1986			9034	RC12WEPB5	7034	RC12PEPB5	3412	RS10PEC	412	RC12LYC	.036
2.8L V6, 173 CID											
1986			---	---	---	---	---	---	406	RV12YC	.044
4.0L L6, 242 CID											
1992-1991			9034	RC12WEPB5	7034	RC12PEPB5	3412	RS10PEC	412	RC12LYC	.036
1990-1987			9001	RC10WYPB4	7546	RC10PYPB4	3344	RC9PYC	344	RC9YC	.036
COMMANDER											
3.7L V6, 226 CID											
2010-2006			9002	RC10WMPB4	7436	RC10PLPB4	---	---	---	---	.044
4.7L V8, 285 CID											
2009-2008		Exhaust Side; 2 PLUGS/CYLINDER; FOR LOWER BANK ONLY	9055	REC12WMPB5	---	---	---	---	446	REC12MCC4	.050
2007-2006			9202	RC12WMPB4	7318	RC12PMPB4	3318	RC12PMC4	439	RC12MCC4	.040
			---	---	---	---	---	---	347	RC10MCC	.044
5.7L V8, 345 CID											
2010-2009		2 PLUGS/CYLINDER	---	---	---	---	---	---	446	REC12MCC4	.044
2008-2006		2 PLUGS/CYLINDER	9403	RE14WMPB4	7570	RE14PMPB	3570	RE14PMC	570	RE14MCC4	.044
COMMANDO											
2.2L L4, 134 CID											
1973-1968			---	---	---	---	---	---	871	RJ8C	.032
1967		3/8" Reach Heads	---	---	---	---	---	---	871	RJ8C	.036
3.7L V6, 225 CID											
1967		3/8" Reach Heads	---	---	---	---	---	---	14	RJ12YC	.036
3.8L L6, 232 CID											
1973			---	---	7405	RN14PMP	3405	RN14PMC	405	RN14YC	.032
4.2L L6, 258 CID											
1973-1972			---	---	7405	RN14PMP	3405	RN14PMC	405	RN14YC	.032
5.0L V8, 304 CID											
1973			---	---	7405	RN14PMP	3405	RN14PMC	405	RN14YC	.032
COMPASS											
2.0L L4, 122 CID											
2014-2007			9202	RC12WMPB4	7318	RC12PMPB4	3318	RC12PMC4	318	RC12MC4	.044
2.4L L4, 144 CID											
2014-2010			9202	RC12WMPB4	7318	RC12PMPB4	3318	RC12PMC4	318	RC12MC4	.044
2009	ED3		9202	RC12WMPB4	7318	RC12PMPB4	3318	RC12PMC4	318	RC12MC4	.044
	EDG		---	---	---	---	3720	RC12PMB3	---	---	.035
2008-2007			9202	RC12WMPB4	7318	RC12PMPB4	3318	RC12PMC4	318	RC12MC4	.044
DISPATCHER											
2.2L L4, 134 CID											
1969-1968			---	---	---	---	---	---	871	RJ8C	.032
1967		3/8" Reach Heads	---	---	---	---	---	---	871	RJ8C	.036
3.7L V6, 225 CID											
1967		3/8" Reach Heads	---	---	---	---	---	---	871	RJ8C	.036
DJ5											
2.2L L4, 134 CID											
1971-1968			---	---	---	---	---	---	871	RJ8C	.032
1967		3/8" Reach Heads	---	---	---	---	---	---	871	RJ8C	.036
3.7L V6, 225 CID											
1971-1968			---	---	---	---	---	---	14	RJ12YC	.036
1967		3/8" Reach Heads	---	---	---	---	---	---	871	RJ8C	.036



Year	Engine VIN	Notes	CHAMPION Iridium		Double Platinum		Platinum Power		Copper Plus		Gap
			Stk #	Plug Type	Stk #	Plug Type	Stk #	Plug Type	Stk #	Plug Type	
JEEP (cont)											
DJ5											
3.8L L6, 232 CID											
1974-1972			---	---	7405	RN14PMP	3405	RN14PMC	405	RN14YC	.032
4.2L L6, 258 CID											
1974-1973			---	---	7405	RN14PMP	3405	RN14PMC	405	RN14YC	.032
DJ6											
2.2L L4, 134 CID											
1968			---	---	---	---	---	---	871	RJ8C	.032
1967		3/8" Reach Heads	---	---	---	---	---	---	871	RJ8C	.036
3.7L V6, 225 CID											
1968			---	---	---	---	---	---	14	RJ12YC	.036
1967		3/8" Reach Heads	---	---	---	---	---	---	871	RJ8C	.036
GLADIATOR											
3.8L L6, 230 CID											
1967		1/2" Reach Heads	---	---	---	---	---	---	327	RL87YC	.036
3.8L L6, 232 CID											
1967		3/4" Reach Heads	---	---	7405	RN14PMP	3405	RN14PMC	405	RN14YC	.036
5.3L V8, 327 CID											
1967		7/16" Reach Heads	---	---	---	---	---	---	857	RH18Y	.032
GRAND CHEROKEE											
3.6L V6, 220 CID											
2014-2011			9407	RER8ZWYCB4	---	---	---	---	---	---	.044
3.7L V6, 226 CID											
2010-2005			9002	RC10WMPB4	7436	RC10PLPB4	---	---	347	RC10MCC	.044
4.0L L6, 242 CID											
2004-1999			9034	RC12WEPB5	7034	RC12PEPB5	3034	RC12PEC5	438	RC12ECC	.036
1998-1993			9034	RC12WEPB5	7034	RC12PEPB5	3412	RS10PEC	412	RC12LYC	.036
4.7L V8, 285 CID											
2009-2008		Exhaust Side; 2 PLUGS/CYLINDER; FOR LOWER BANK ONLY	9055	REC12WMPB5	---	---	---	---	446	REC12MCC4	.050
2007-2005			9202	RC12WMPB4	7318	RC12PMPB4	3318	RC12PMC4	439	RC12MCC4	.040
2004-2002	J		---	---	7340	RC7PYPB4	3340	RC7PYCB4	340	RC7YC	.040
	N		9202	RC12WMPB4	7318	RC12PMPB4	3318	RC12PMC4	439	RC12MCC4	.040
4.7L V8, 287 CID											
2001-1999			9202	RC12WMPB4	7318	RC12PMPB4	3318	RC12PMC4	439	RC12MCC4	.040
5.2L V8, 318 CID											
1998-1997			9203	RC12WLPB4	7436	RC10PLPB4	3436	RC12PLC4	436	RC12LC4	.040
1996-1993			9201	RC12WYPB4	7071	RC12PYP	3071	RC12PYC	71	RC12YC	.036
5.7L V8, 345 CID											
2014-2009		2 PLUGS/CYLINDER	---	---	---	---	---	---	446	REC12MCC4	.044
2008-2005		2 PLUGS/CYLINDER	9403	RE14WMPB4	7570	RE14PMPB	3570	RE14PMC	570	RE14MCC4	.044
5.9L V8, 360 CID											
1998			9203	RC12WLPB4	7436	RC10PLPB4	3436	RC12PLC4	436	RC12LC4	.044
6.1L V8, 370 CID											
2010-2006		2 PLUGS/CYLINDER	9403	RE14WMPB4	7570	RE14PMPB	3570	RE14PMC	570	RE14MCC4	.050
GRAND WAGONEER											
4.2L L6, 258 CID											
1986-1984			9034	RC12WEPB5	7034	RC12PEPB5	3034	RC12PEC5	82	RFN14LY	.036
5.2L V8, 318 CID											
1993			9201	RC12WYPB4	7071	RC12PYP	3071	RC12PYC	71	RC12YC	.036
5.9L V8, 360 CID											
1991-1990			9201	RC12WYPB4	7071	RC12PYP	3071	RC12PYC	71	RC12YC	.036
1989			---	---	7405	RN14PMP	3405	RN14PMC	404	RN12YC	.036
1988-1984			---	---	7405	RN14PMP	3405	RN14PMC	405	RN14YC	.036
J-100											
3.8L L6, 230 CID											
1967		1/2" Reach Heads	---	---	---	---	---	---	327	RL87YC	.036



Year	Engine	Notes	CHAMPION Iridium		Double Platinum		Platinum Power		Copper Plus		Gap
	VIN		Stk #	Plug Type	Stk #	Plug Type	Stk #	Plug Type	Stk #	Plug Type	
JEEP (cont)											
J-100											
3.8L L6, 232 CID											
1972-1968			---	---	7405	RN14PMP	3405	RN14PMC	405	RN14YC	.032
1967		3/4" Reach Heads	---	---	7405	RN14PMP	3405	RN14PMC	405	RN14YC	.036
4.2L L6, 258 CID											
1972-1971			---	---	7405	RN14PMP	3405	RN14PMC	405	RN14YC	.032
5.3L V8, 327 CID											
1968			---	---	---	---	---	---	857	RH18Y	.032
1967		7/16" Reach Heads	---	---	---	---	---	---	857	RH18Y	.032
5.7L V8, 350 CID											
1971-1969			---	---	7018	RV17PMP4	3018	RV17PMC4	18	RV15YC4	.032
J-2500											
3.8L L6, 230 CID											
1967		1/2" Reach Heads	---	---	---	---	---	---	327	RL87YC	.036
3.8L L6, 232 CID											
1971-1968			---	---	7405	RN14PMP	3405	RN14PMC	405	RN14YC	.032
1967		3/4" Reach Heads	---	---	7405	RN14PMP	3405	RN14PMC	405	RN14YC	.036
4.2L L6, 258 CID											
1973-1971			---	---	7405	RN14PMP	3405	RN14PMC	405	RN14YC	.032
5.0L V8, 304 CID											
1972			---	---	7405	RN14PMP	3405	RN14PMC	405	RN14YC	.032
5.3L V8, 327 CID											
1968			---	---	---	---	---	---	857	RH18Y	.032
1967		7/16" Reach Heads	---	---	---	---	---	---	857	RH18Y	.032
5.7L V8, 350 CID											
1971-1969			---	---	7018	RV17PMP4	3018	RV17PMC4	18	RV15YC4	.032
5.9L V8, 360 CID											
1973-1972			---	---	7405	RN14PMP	3405	RN14PMC	405	RN14YC	.032
J-2600											
3.8L L6, 230 CID											
1967		1/2" Reach Heads	---	---	---	---	---	---	327	RL87YC	.036
3.8L L6, 232 CID											
1970-1968			---	---	7405	RN14PMP	3405	RN14PMC	405	RN14YC	.032
1967		3/4" Reach Heads	---	---	7405	RN14PMP	3405	RN14PMC	405	RN14YC	.036
4.2L L6, 258 CID											
1973-1971			---	---	7405	RN14PMP	3405	RN14PMC	405	RN14YC	.032
5.0L V8, 304 CID											
1972			---	---	7405	RN14PMP	3405	RN14PMC	405	RN14YC	.032
5.3L V8, 327 CID											
1968			---	---	---	---	---	---	857	RH18Y	.032
5.7L V8, 350 CID											
1970-1969			---	---	7018	RV17PMP4	3018	RV17PMC4	18	RV15YC4	.032
5.9L V8, 360 CID											
1973-1972			---	---	7405	RN14PMP	3405	RN14PMC	405	RN14YC	.032
J-2700											
3.8L L6, 230 CID											
1967		1/2" Reach Heads	---	---	---	---	---	---	327	RL87YC	.036
3.8L L6, 232 CID											
1969-1968			---	---	7405	RN14PMP	3405	RN14PMC	405	RN14YC	.032
1967		3/4" Reach Heads	---	---	7405	RN14PMP	3405	RN14PMC	405	RN14YC	.036
5.3L V8, 327 CID											
1968			---	---	---	---	---	---	857	RH18Y	.032
5.7L V8, 350 CID											
1970-1969			---	---	7018	RV17PMP4	3018	RV17PMC4	18	RV15YC4	.032
J-2800											
3.8L L6, 230 CID											
1967		1/2" Reach Heads	---	---	---	---	---	---	327	RL87YC	.036



Year	Engine VIN	Notes	CHAMPION Iridium		Double Platinum		Platinum Power		Copper Plus		Gap
			Stk #	Plug Type	Stk #	Plug Type	Stk #	Plug Type	Stk #	Plug Type	
JEEP (cont)											
J-2800											
3.8L L6, 232 CID											
1967		3/4" Reach Heads	---	---	7405	RN14PMP	3405	RN14PMC	405	RN14YC	.036
5.3L V8, 327 CID											
1968			---	---	---	---	---	---	857	RH18Y	.032
J-3500											
3.8L L6, 230 CID											
1967		1/2" Reach Heads	---	---	---	---	---	---	327	RL87YC	.036
3.8L L6, 232 CID											
1970-1968			---	---	7405	RN14PMP	3405	RN14PMC	405	RN14YC	.032
1967		3/4" Reach Heads	---	---	7405	RN14PMP	3405	RN14PMC	405	RN14YC	.036
5.3L V8, 327 CID											
1968			---	---	---	---	---	---	857	RH18Y	.032
5.7L V8, 350 CID											
1970-1969			---	---	7018	RV17PMP4	3018	RV17PMC4	18	RV15YC4	.032
J-3600											
3.8L L6, 230 CID											
1967		1/2" Reach Heads	---	---	---	---	---	---	327	RL87YC	.036
3.8L L6, 232 CID											
1970-1968			---	---	7405	RN14PMP	3405	RN14PMC	405	RN14YC	.032
1967		3/4" Reach Heads	---	---	7405	RN14PMP	3405	RN14PMC	405	RN14YC	.036
5.3L V8, 327 CID											
1968			---	---	---	---	---	---	857	RH18Y	.032
5.7L V8, 350 CID											
1970-1969			---	---	7018	RV17PMP4	3018	RV17PMC4	18	RV15YC4	.032
J-3700											
3.8L L6, 232 CID											
1970-1968			---	---	7405	RN14PMP	3405	RN14PMC	405	RN14YC	.032
5.3L V8, 327 CID											
1968			---	---	---	---	---	---	857	RH18Y	.032
5.7L V8, 350 CID											
1970-1969			---	---	7018	RV17PMP4	3018	RV17PMC4	18	RV15YC4	.032
J-3800											
3.8L L6, 230 CID											
1967		1/2" Reach Heads	---	---	---	---	---	---	327	RL87YC	.036
3.8L L6, 232 CID											
1968			---	---	7405	RN14PMP	3405	RN14PMC	405	RN14YC	.032
1967		3/4" Reach Heads	---	---	7405	RN14PMP	3405	RN14PMC	405	RN14YC	.036
4.2L L6, 258 CID											
1971			---	---	7405	RN14PMP	3405	RN14PMC	405	RN14YC	.032
5.3L V8, 327 CID											
1968			---	---	---	---	---	---	857	RH18Y	.032
5.7L V8, 350 CID											
1970-1969			---	---	7018	RV17PMP4	3018	RV17PMC4	18	RV15YC4	.032
5.9L V8, 360 CID											
1971			---	---	7405	RN14PMP	3405	RN14PMC	405	RN14YC	.032
J-4500											
3.8L L6, 232 CID											
1970			---	---	7405	RN14PMP	3405	RN14PMC	405	RN14YC	.032
4.2L L6, 258 CID											
1973-1971			---	---	7405	RN14PMP	3405	RN14PMC	405	RN14YC	.032
5.0L V8, 304 CID											
1972			---	---	7405	RN14PMP	3405	RN14PMC	405	RN14YC	.032
5.7L V8, 350 CID											
1970			---	---	7018	RV17PMP4	3018	RV17PMC4	18	RV15YC4	.032
5.9L V8, 360 CID											
1973-1971			---	---	7405	RN14PMP	3405	RN14PMC	405	RN14YC	.032



Year	Engine	Notes	CHAMPION Iridium		Double Platinum		Platinum Power		Copper Plus		Gap
	VIN		Stk #	Plug Type	Stk #	Plug Type	Stk #	Plug Type	Stk #	Plug Type	
JEEP (cont)											
J-4600											
3.8L L6, 232 CID											
1970			---	---	7405	RN14PMP	3405	RN14PMC	405	RN14YC	.032
4.2L L6, 258 CID											
1973-1971			---	---	7405	RN14PMP	3405	RN14PMC	405	RN14YC	.032
5.0L V8, 304 CID											
1972			---	---	7405	RN14PMP	3405	RN14PMC	405	RN14YC	.032
5.7L V8, 350 CID											
1970			---	---	7018	RV17PMP4	3018	RV17PMC4	18	RV15YC4	.032
5.9L V8, 360 CID											
1973-1971			---	---	7405	RN14PMP	3405	RN14PMC	405	RN14YC	.032
J-4700											
3.8L L6, 232 CID											
1970			---	---	7405	RN14PMP	3405	RN14PMC	405	RN14YC	.032
4.2L L6, 258 CID											
1973-1971			---	---	7405	RN14PMP	3405	RN14PMC	405	RN14YC	.032
5.7L V8, 350 CID											
1970			---	---	7018	RV17PMP4	3018	RV17PMC4	18	RV15YC4	.032
5.9L V8, 360 CID											
1973-1971			---	---	7405	RN14PMP	3405	RN14PMC	405	RN14YC	.032
J-4800											
4.2L L6, 258 CID											
1973-1971			---	---	7405	RN14PMP	3405	RN14PMC	405	RN14YC	.032
5.9L V8, 360 CID											
1973-1971			---	---	7405	RN14PMP	3405	RN14PMC	405	RN14YC	.032
J10											
4.2L L6, 258 CID											
1987-1981			9034	RC12WEPB5	7034	RC12PEPB5	3034	RC12PEC5	82	RFN14LY	.036
1980-1978			---	---	7405	RN14PMP	3405	RN14PMC	101	RN13LYC	.032
1977-1974			---	---	7405	RN14PMP	3405	RN14PMC	405	RN14YC	.032
5.9L V8, 360 CID											
1988-1981			---	---	7405	RN14PMP	3405	RN14PMC	405	RN14YC	.036
1980-1974			---	---	7405	RN14PMP	3405	RN14PMC	405	RN14YC	.032
6.6L V8, 401 CID											
1978-1974			---	---	7405	RN14PMP	3405	RN14PMC	405	RN14YC	.032
J20											
4.2L L6, 258 CID											
1976			---	---	7405	RN14PMP	3405	RN14PMC	405	RN14YC	.032
1974			---	---	7405	RN14PMP	3405	RN14PMC	405	RN14YC	.032
5.9L V8, 360 CID											
1988-1981			---	---	7405	RN14PMP	3405	RN14PMC	405	RN14YC	.036
1980-1974			---	---	7405	RN14PMP	3405	RN14PMC	405	RN14YC	.032
6.6L V8, 401 CID											
1978-1974			---	---	7405	RN14PMP	3405	RN14PMC	405	RN14YC	.032
JEEPSTER											
2.2L L4, 134 CID											
1971-1968			---	---	---	---	---	---	871	RJ8C	.032
1967		3/8" Reach Heads	---	---	---	---	---	---	871	RJ8C	.036
3.7L V6, 225 CID											
1971-1968			---	---	---	---	---	---	14	RJ12YC	.036
1967		3/8" Reach Heads	---	---	---	---	---	---	14	RJ12YC	.036
3.8L L6, 232 CID											
1973-1972			---	---	7405	RN14PMP	3405	RN14PMC	405	RN14YC	.032
4.2L L6, 258 CID											
1973-1971			---	---	7405	RN14PMP	3405	RN14PMC	405	RN14YC	.032
5.0L V8, 304 CID											
1973-1972			---	---	7405	RN14PMP	3405	RN14PMC	405	RN14YC	.032



Year	Engine VIN	Notes	Iridium		Double Platinum		Platinum Power		Copper Plus		Gap
			Stk #	Plug Type	Stk #	Plug Type	Stk #	Plug Type	Stk #	Plug Type	
JEEP (cont)											
LIBERTY											
2.4L L4, 148 CID											
2005-2002			9403	RE14WMPB4	7570	RE14PMPB	3570	RE14PMC	443	RE16MC	.040
3.7L V6, 226 CID											
2012-2011			9002	RC10WMPB4	7436	RC10PLPB4	---	---	---	---	.044
2010-2002			9002	RC10WMPB4	7436	RC10PLPB4	---	---	347	RC10MCC	.044
PATRIOT											
2.0L L4, 122 CID											
2014-2007			9202	RC12WMPB4	7318	RC12PMPB4	3318	RC12PMC4	318	RC12MC4	.044
2.4L L4, 144 CID											
2014-2010			9202	RC12WMPB4	7318	RC12PMPB4	3318	RC12PMC4	318	RC12MC4	.044
2009	ED3		9202	RC12WMPB4	7318	RC12PMPB4	3318	RC12PMC4	318	RC12MC4	.044
	EDG		---	---	---	---	3720	RC12PMB3	---	---	.035
2008-2007			9202	RC12WMPB4	7318	RC12PMPB4	3318	RC12PMC4	318	RC12MC4	.044
SCRAMBLER											
2.5L L4, 150 CID											
1985-1983			9034	RC12WEPB5	7034	RC12PEPB5	3034	RC12PEC5	82	RFN14LY	.036
2.5L L4, 151 CID											
1983-1981			---	---	---	---	3025	RV19PMC	37	RV17YC6	.060
4.2L L6, 258 CID											
1985-1981			9034	RC12WEPB5	7034	RC12PEPB5	3034	RC12PEC5	82	RFN14LY	.036
TJ											
2.4L L4, 148 CID											
2006-2005			9403	RE14WMPB4	7570	RE14PMPB	3570	RE14PMC	443	RE16MC	.040
2003			9403	RE14WMPB4	7570	RE14PMPB	3570	RE14PMC	443	RE16MC	.040
2.5L L4, 150 CID											
2002-1999			9034	RC12WEPB5	7034	RC12PEPB5	3034	RC12PEC5	438	RC12ECC	.036
1998-1997			9034	RC12WEPB5	7034	RC12PEPB5	3412	RS10PEC	412	RC12LYC	.036
4.0L L6, 242 CID											
2006-1999			9034	RC12WEPB5	7034	RC12PEPB5	3034	RC12PEC5	438	RC12ECC	.036
1998-1997			9034	RC12WEPB5	7034	RC12PEPB5	3412	RS10PEC	412	RC12LYC	.036
UNIVERSAL											
3.7L V6, 225 CID											
1967		3/8" Reach Heads	---	---	---	---	---	---	14	RJ12YC	.036
UNIVERSAL TRUCK											
2.2L L4, 134 CID											
1969-1968			---	---	---	---	---	---	871	RJ8C	.032
1967		3/8" Reach Heads	---	---	---	---	---	---	871	RJ8C	.036
WAGONEER											
2.5L L4, 150 CID											
1987-1986			9034	RC12WEPB5	7034	RC12PEPB5	3412	RS10PEC	412	RC12LYC	.036
1985-1984			9034	RC12WEPB5	7034	RC12PEPB5	3034	RC12PEC5	82	RFN14LY	.036
2.8L V6, 173 CID											
1986-1984			---	---	---	---	---	---	406	RV12YC	.044
3.8L L6, 230 CID											
1967		1/2" Reach Heads	---	---	---	---	---	---	327	RL87YC	.036
3.8L L6, 232 CID											
1971-1968			---	---	7405	RN14PMP	3405	RN14PMC	405	RN14YC	.032
1967		3/4" Reach Heads	---	---	7405	RN14PMP	3405	RN14PMC	405	RN14YC	.036
4.0L L6, 242 CID											
1990-1987			9001	RC10WYPB4	7546	RC10PYPB4	3344	RC9PYC	344	RC9YC	.036
4.2L L6, 258 CID											
1983-1981			9034	RC12WEPB5	7034	RC12PEPB5	3034	RC12PEC5	82	RFN14LY	.036
1980			---	---	7405	RN14PMP	3405	RN14PMC	101	RN13LYC	.032
1973-1972			---	---	7405	RN14PMP	3405	RN14PMC	405	RN14YC	.032
5.3L V8, 327 CID											
1968			---	---	---	---	---	---	857	RH18Y	.032
1967		7/16" Reach Heads	---	---	---	---	---	---	857	RH18Y	.032



Year	Engine	Notes	CHAMPION Iridium		Double Platinum		Platinum Power		Copper Plus		Gap
	VIN		Stk #	Plug Type	Stk #	Plug Type	Stk #	Plug Type	Stk #	Plug Type	
JEEP (cont)											
WAGONEER											
5.7L V8, 350 CID											
1971-1970			---	---	7018	RV17PMP4	3018	RV17PMC4	18	RV15YC4	.044
5.9L V8, 360 CID											
1983-1981			---	---	7405	RN14PMP	3405	RN14PMC	405	RN14YC	.036
1980-1972			---	---	7405	RN14PMP	3405	RN14PMC	405	RN14YC	.032
6.6L V8, 401 CID											
1978-1974			---	---	7405	RN14PMP	3405	RN14PMC	405	RN14YC	.032
WRANGLER											
2.4L L4, 148 CID											
2006-2003			9403	RE14WMPB4	7570	RE14PMPB	3570	RE14PMC	443	RE16MC	.040
2.5L L4, 150 CID											
2002-1999			9034	RC12WEPB5	7034	RC12PEPB5	3034	RC12PEC5	438	RC12ECC	.036
1998-1997			9034	RC12WEPB5	7034	RC12PEPB5	3412	RS10PEC	412	RC12LYC	.036
1995-1987			9034	RC12WEPB5	7034	RC12PEPB5	3412	RS10PEC	412	RC12LYC	.036
3.6L V6, 220 CID											
2014-2012			9407	RER8ZWYCB4	---	---	---	---	---	---	.044
3.8L V6, 231 CID											
2011-2007			9440	RE14WLPB5	7440	RE14PLP5	---	---	---	---	.050
4.0L L6, 242 CID											
2006-1999			9034	RC12WEPB5	7034	RC12PEPB5	3034	RC12PEC5	438	RC12ECC	.036
1998-1997			9034	RC12WEPB5	7034	RC12PEPB5	3412	RS10PEC	412	RC12LYC	.036
1995-1991			9034	RC12WEPB5	7034	RC12PEPB5	3412	RS10PEC	412	RC12LYC	.036
4.2L L6, 258 CID											
1990-1987			9034	RC12WEPB5	7034	RC12PEPB5	3034	RC12PEC5	82	RFN14LY	.036
JENSEN											
HEALEY											
2.0L L4, 1973CC											
1976-1972			9804	RN8WYPB3	7415	RN9PYP	3415	RN9PYC	415	RN9YC	.024
INTERCEPTOR											
6.3L V8, 6286CC											
1971-1968			---	---	---	---	---	---	14	RJ12YC	.036
7.2L V8, 7211CC											
1974-1972			---	---	---	---	---	---	14	RJ12YC	.036
7.2L V8, 7212CC											
1976-1975			---	---	---	---	---	---	14	RJ12YC	.036
KIA											
AMANTI											
3.5L V6, 3497CC											
2006-2004			9001	RC10WYPB4	7546	RC10PYPB4	3346	RC10PYC	346	RC10YC4	.044
3.8L V6, 3778CC											
2009-2007			9201	RC12WYPB4	7071	RC12PYP	3071	RC12PYC	71	RC12YC	.044
BORREGO											
3.8L V6, 3778CC											
2011-2009			9775	REC10WMPB4	---	---	---	---	---	---	.044
4.6L V8, 4627CC											
2011-2009			9033	REC8WYPB4	---	---	---	---	---	---	.044
CADENZA											
3.3L V6, 3342CC											
2014			9023	RER10WMPB4	---	---	---	---	---	---	.044
FORTE											
1.8L L4, 1797CC											
2014			9023	RER10WMPB4	---	---	---	---	---	---	.044
2.0L L4, 1998CC											
2013-2010			9006	REC10WYPB4	7975	REC10PYPB4	---	---	975	REC10YC4	.044
2.0L L4, 1999CC											
2014			9023	RER10WMPB4	---	---	---	---	---	---	.044



Year	Engine VIN	Notes	Iridium		Double Platinum		Platinum Power		Copper Plus		Gap
			Stk #	Plug Type	Stk #	Plug Type	Stk #	Plug Type	Stk #	Plug Type	
KIA (cont)											
FORTE											
2.4L L4, 2359CC											
2013-2010			9006	REC10WYPB4	7975	REC10PYPB4	---	---	975	REC10YC4	.044
FORTE KOUP											
2.0L L4, 1998CC											
2013-2010			9006	REC10WYPB4	7975	REC10PYPB4	---	---	975	REC10YC4	.044
2.0L L4, 1999CC											
2014			9023	RER10WMPB4	---	---	---	---	---	---	.044
2.4L L4, 2359CC											
2013-2010			9006	REC10WYPB4	7975	REC10PYPB4	---	---	975	REC10YC4	.044
FORTE5											
2.0L L4, 1998CC											
2013-2012			9006	REC10WYPB4	7975	REC10PYPB4	---	---	975	REC10YC4	.044
2.4L L4, 2359CC											
2013-2012			9006	REC10WYPB4	7975	REC10PYPB4	---	---	975	REC10YC4	.044
MAGENTIS											
2.4L L4, 2351CC											
2006-2001			9007	RN10WYPB5	7322	RN14PYP	3322	RN14PMC3	322	RN11YC4	.044
2.4L L4, 2359CC											
2010-2009			9055	REC12WMPB5	---	---	---	---	446	REC12MCC4	.044
2008-2007			9201	RC12WYPB4	7071	RC12PYP	3071	RC12PYC	71	RC12YC	.040
2.5L V6, 2500CC											
2001			9201	RC12WYPB4	7071	RC12PYP	3071	RC12PYC	71	RC12YC	.044
2.7L V6, 2656CC											
2010-2007			9033	REC8WYPB4	---	---	---	---	---	---	.044
2006-2005			9001	RC10WYPB4	7546	RC10PYPB4	3346	RC10PYC	346	RC10YC4	.044
2.7L V6, 2700CC											
2004-2002			9201	RC12WYPB4	7071	RC12PYP	3071	RC12PYC	71	RC12YC	.044
OPTIMA											
2.0L L4, 1998CC											
2014-2011			9060	RER11WMPB3	---	---	---	---	---	---	.032
2.4L L4, 2351CC											
2006-2001			9007	RN10WYPB5	7322	RN14PYP	3322	RN14PMC3	322	RN11YC4	.044
2.4L L4, 2359CC											
2014-2011	7		9047	RER12WMPB4	---	---	---	---	---	---	.044
	D		9060	RER11WMPB3	---	---	---	---	---	---	.032
2010-2009			9006	REC10WYPB4	7975	REC10PYPB4	---	---	975	REC10YC4	.044
2008-2006			9001	RC10WYPB4	7546	RC10PYPB4	3346	RC10PYC	335	RC10YC4	.040
2.5L V6, 2500CC											
2001			9201	RC12WYPB4	7071	RC12PYP	3071	RC12PYC	71	RC12YC	.044
2.7L V6, 2656CC											
2010-2005			9001	RC10WYPB4	7546	RC10PYPB4	3346	RC10PYC	346	RC10YC4	.044
2004-2002			9201	RC12WYPB4	7071	RC12PYP	3071	RC12PYC	71	RC12YC	.044
RIO											
1.5L L4, 1493CC											
2002-2001			9201	RC12WYPB4	7071	RC12PYP	3071	RC12PYC	71	RC12YC	.044
1.6L L4, 1591CC											
2015-2012			9023	RER10WMPB4	---	---	---	---	445	RER8MC	.040
1.6L L4, 1594CC											
2005-2003			9201	RC12WYPB4	7071	RC12PYP	3071	RC12PYC	71	RC12YC	.044
1.6L L4, 1599CC											
2011-2006			9201	RC12WYPB4	7071	RC12PYP	3071	RC12PYC	71	RC12YC	.044
RIO5											
1.6L L4, 1599CC											
2011			9201	RC12WYPB4	---	---	---	---	71	RC12YC	.044
2010-2006			9201	RC12WYPB4	7071	RC12PYP	3071	RC12PYC	71	RC12YC	.044
RONDO											
2.4L L4, 2359CC											



Year	Engine	Notes	CHAMPION	Iridium		Double Platinum		Platinum Power		Copper Plus		Gap
	VIN		Stk #	Plug Type	Stk #	Plug Type	Stk #	Plug Type	Stk #	Plug Type		
KIA (cont)												
RONDO (cont)												
2.4L L4, 2359CC (cont)												
2012-2009			9006	REC10WYPB4	7975	REC10PYPB4	---	---	975	REC10YC4	.044	
2008-2007			9001	RC10WYPB4	7546	RC10PYPB4	3346	RC10PYC	335	RC10YC4	.040	
2.7L V6, 2656CC												
2012-2007			9001	RC10WYPB4	7546	RC10PYPB4	3346	RC10PYC	346	RC10YC4	.044	
SEDONA												
3.5L V6, 3470CC												
2014			9023	RER10WMPB4	---	---	---	---	---	---	.044	
2012-2011			9023	RER10WMPB4	---	---	---	---	---	---	.044	
3.5L V6, 3497CC												
2005-2002			9001	RC10WYPB4	7546	RC10PYPB4	3346	RC10PYC	346	RC10YC4	.044	
3.8L V6, 3778CC												
2010-2006			9201	RC12WYPB4	7071	RC12PYP	3071	RC12PYC	71	RC12YC	.044	
SEPHIA												
1.6L L4, 1597CC												
1997-1994			9201	RC12WYPB4	7071	RC12PYP	3071	RC12PYC	71	RC12YC	.044	
1.8L L4, 1793CC												
2001-1998			9201	RC12WYPB4	7071	RC12PYP	3071	RC12PYC	71	RC12YC	.044	
1.8L L4, 1839CC												
1997-1995			9201	RC12WYPB4	7071	RC12PYP	3071	RC12PYC	71	RC12YC	.044	
SORENTO												
2.4L L4, 2359CC												
2014	6		9047	RER12WMPB4	---	---	---	---	---	---		
2013-2012	1		9006	REC10WYPB4	7975	REC10PYPB4	---	---	975	REC10YC4	.044	
	6		9047	RER12WMPB4	---	---	---	---	---	---	.044	
2011	1		9006	REC10WYPB4	7975	REC10PYPB4	---	---	975	REC10YC4	.044	
3.3L V6, 3342CC												
2014			9023	RER10WMPB4	---	---	---	---	---	---	.044	
2009-2008			9001	RC10WYPB4	7546	RC10PYPB4	3346	RC10PYC	346	RC10YC4	.044	
3.5L V6, 3470CC												
2013-2011			9023	RER10WMPB4	---	---	---	---	---	---	.044	
3.5L V6, 3497CC												
2006-2005			9003	RC10WYPB4	7546	RC10PYPB4	3346	RC10PYC	346	RC10YC4	.044	
2004-2003			9001	RC10WYPB4	7546	RC10PYPB4	3346	RC10PYC	346	RC10YC4	.044	
3.8L V6, 3778CC												
2009-2007			9201	RC12WYPB4	7071	RC12PYP	3071	RC12PYC	71	RC12YC	.044	
SOUL												
1.6L L4, 1591CC												
2015			---	---	---	---	---	---	445	RER8MC	.040	
2014-2012			9023	RER10WMPB4	---	---	---	---	445	RER8MC	.040	
2011-2010			9409	RER8WMB	---	---	---	---	445	RER8MC	.032	
2.0L L4, 1975CC												
2011-2010			9001	RC10WYPB4	7546	RC10PYPB4	3346	RC10PYC	346	RC10YC4	.044	
2.0L L4, 1999CC												
2014			9409	RER8WMB	---	---	---	---	---	---	.044	
2013-2012			9409	RER8WMB	---	---	---	---	445	RER8MC	.044	
SPECTRA												
1.8L L4, 1793CC												
2004			9201	RC12WYPB4	7071	RC12PYP	3071	RC12PYC	71	RC12YC	.040	
2003-2002			9201	RC12WYPB4	7071	RC12PYP	3071	RC12PYC	71	RC12YC	.032	
2001			9201	RC12WYPB4	---	---	3071	RC12PYC	---	---	.032	
			---	---	7071	RC12PYP	---	---	71	RC12YC	.032	
2000			9201	RC12WYPB4	7071	RC12PYP	3071	RC12PYC	71	RC12YC	.032	
2.0L L4, 1975CC												
2009-2008			9001	RC10WYPB4	7546	RC10PYPB4	3346	RC10PYC	346	RC10YC4	.044	
2007-2005			9003	RC10WYPB4	7546	RC10PYPB4	3346	RC10PYC	346	RC10YC4	.044	
2004			9003	RC10WYPB4	7070	RC11PYPB4	3346	RC10PYC	346	RC10YC4	.044	



Year	Engine VIN	Notes	CHAMPION Iridium		Double Platinum		Platinum Power		Copper Plus		Gap
			Stk #	Plug Type	Stk #	Plug Type	Stk #	Plug Type	Stk #	Plug Type	
KIA (cont)											
SPECTRA5											
2.0L L4, 1975CC											
2009-2008			9001	RC10WYPB4	7546	RC10PYPB4	3346	RC10PYC	346	RC10YC4	.044
2007-2005			9003	RC10WYPB4	7546	RC10PYPB4	3346	RC10PYC	346	RC10YC4	.044
SPORTAGE											
2.0L L4, 1975CC											
2010			9001	RC10WYPB4	7546	RC10PYPB4	3346	RC10PYC	335	RC10YC4	.044
2009-2005			9003	RC10WYPB4	7546	RC10PYPB4	3346	RC10PYC	335	RC10YC4	.044
2.0L L4, 1998CC											
2014-2011			9060	RER11WMPB3	---	---	---	---	---	---	.032
2002-2001			9001	RC10WYPB4	7546	RC10PYPB4	3346	RC10PYC	346	RC10YC4	.044
2000-1999			9001	RC10WYPB4	7546	RC10PYPB4	3346	RC10PYC	346	RC10YC4	.044
1998-1997			9201	RC12WYPB4	7071	RC12PYP	3071	RC12PYC	71	RC12YC	.044
1996			9201	RC12WYPB4	7071	RC12PYP	3071	RC12PYC	71	RC12YC	.036
1995			9201	RC12WYPB4	7071	RC12PYP	3071	RC12PYC	71	RC12YC	.044
2.4L L4, 2359CC											
2014-2011			9006	REC10WYPB4	7975	REC10PYPB4	---	---	975	REC10YC4	.044
2.7L V6, 2656CC											
2010-2006			9003	RC10WYPB4	7546	RC10PYPB4	3346	RC10PYC	335	RC10YC4	.044
2005			9003	RC10WYPB4	7546	RC10PYPB4	3346	RC10PYC	335	RC10YC4	.044
LADA											
NIVA											
1.6L L4, 1590CC											
1993-1992			9804	RN8WYPB3	7415	RN9PYP	3415	RN9PYC	415	RN9YC	.024
1991-1984			---	---	7322	RN14PYP	3322	RN14PMC3	322	RN11YC4	.024
SAMARA											
1.3L L4, 1295CC											
1993-1992			---	---	---	---	3415	RN9PYC	---	---	.024
1991-1988			---	---	7322	RN14PYP	3322	RN14PMC3	---	---	.024
1.5L L4, 1508CC											
1993-1992			9804	RN8WYPB3	7415	RN9PYP	3415	RN9PYC	415	RN9YC	.024
1991-1988			---	---	7322	RN14PYP	3322	RN14PMC3	322	RN11YC4	.024
SIGNET											
1.3L L4, 1295CC											
1987			---	---	7322	RN14PYP	3322	RN14PMC3	---	---	.024
1985-1984			---	---	7322	RN14PYP	3322	RN14PMC3	---	---	.024
1.5L L4, 1508CC											
1993-1992			9804	RN8WYPB3	7415	RN9PYP	3415	RN9PYC	415	RN9YC	.024
1991-1989			---	---	7322	RN14PYP	3322	RN14PMC3	322	RN11YC4	.024
1987-1984			---	---	7322	RN14PYP	3322	RN14PMC3	322	RN11YC4	.024
LAFORZA											
LAFORZA											
5.0L V8, -CC											
1990-1989			---	---	7018	RV17PMP4	3018	RV17PMC4	18	RV15YC4	.044
LAMBORGHINI											
400GT											
3.9L V12, 3929CC											
1968			---	---	---	---	---	---	880	RN3C	.016
COUNTACH											
3.9L V12, 3929CC											
1982-1981			9701	RA8WHP	---	---	---	---	809	RA6HC	.024
1976-1974			9701	RA8WHP	---	---	---	---	809	RA6HC	.024
4.8L V12, 4754CC											
1985-1983			9701	RA8WHP	---	---	---	---	809	RA6HC	.024
5.2L V12, 5163CC											
1989-1985			9701	RA8WHP	---	---	---	---	809	RA6HC	.024



Year	Engine	Notes	CHAMPION Iridium		Double Platinum		Platinum Power		Copper Plus		Gap	
	VIN		Stk #	Plug Type	Stk #	Plug Type	Stk #	Plug Type	Stk #	Plug Type		
LAMBORGHINI (cont)												
ESPADA												
3.9L V12, 3929CC												
1974-1968			---	---	---	---	---	---	---	339	RN6YC	.024
4.0L V12, 3929CC												
1978-1975			---	---	---	---	---	---	---	339	RN6YC	.024
ISLERO												
3.9L V12, 3929CC												
1970-1968			---	---	---	---	---	---	---	339	RN6YC	.024
JALPA												
3.5L V8, 3485CC												
1988-1982			---	---	---	---	---	---	---	339	RN6YC	.024
JARAMA												
3.9L V12, 3929CC												
1974-1973			---	---	---	---	---	---	---	880	RN3C	.016
1971-1970			---	---	---	---	---	---	---	880	RN3C	.016
4.0L V12, 3929CC												
1976-1975			---	---	---	---	---	---	---	880	RN3C	.020
MIURA												
3.9L V12, 3929CC												
1972-1968			---	---	---	---	---	---	---	339	RN6YC	.024
MURCIELAGO												
6.2L V12, 6192CC												
2003			9202	RC12WMPB4	7318	RC12PMPB4	3318	RC12PMC4	318	RC12MC4	.040	
LANCIA												
BETA												
1.8L L4, 1755CC												
1978-1976			9804	RN8WYPB3	7415	RN9PYP	3415	RN9PYC	415	RN9YC	.024	
2.0L L4, 1994CC												
1981			9804	RN8WYPB3	7415	RN9PYP	3415	RN9PYC	415	RN9YC	.024	
1979			9804	RN8WYPB3	7415	RN9PYP	3415	RN9PYC	415	RN9YC	.024	
ZAGATO												
2.0L L4, 1994CC												
1982-1981			9804	RN8WYPB3	7415	RN9PYP	3415	RN9PYC	415	RN9YC	.024	
1979			9804	RN8WYPB3	7415	RN9PYP	3415	RN9PYC	415	RN9YC	.024	
LAND ROVER												
DEFENDER 110												
3.9L V8, 3950CC												
1993			---	---	---	---	3322	RN14PMC3	322	RN11YC4	.032	
DEFENDER 90												
3.9L V8, 3950CC												
1995-1994			---	---	---	---	3322	RN14PMC3	322	RN11YC4	.032	
4.0L V8, 3950CC												
1997			---	---	---	---	3322	RN14PMC3	322	RN11YC4	.032	
DISCOVERY												
3.9L V8, 3950CC												
1995-1994			---	---	---	---	3322	RN14PMC3	322	RN11YC4	.032	
4.0L V8, 3950CC												
2002-2000			9201	RC12WYPB4	7070	RC11PYPB4	3071	RC12PYC	71	RC12YC	.040	
1999		4TH DIGIT OF VIN, J	---	---	---	---	3322	RN14PMC3	322	RN11YC4	.032	
		4TH DIGIT OF VIN, T	9201	RC12WYPB4	7070	RC11PYPB4	3071	RC12PYC	71	RC12YC	.040	
1998-1996			---	---	---	---	3322	RN14PMC3	322	RN11YC4	.032	
4.6L V8, 4554CC												
2004-2003			9007	RN10WYPB5	7332	RN10PYP4	---	---	---	322	RN11YC4	.040
FREELANDER												
2.5L V6, 2500CC												
2005-2002			9001	RC10WYPB4	7546	RC10PYPB4	3344	RC9PYC	430	RC9YC4	.040	



Year	Engine VIN	Notes	CHAMPION Iridium		Double Platinum		Platinum Power		Copper Plus		Gap
			Stk #	Plug Type	Stk #	Plug Type	Stk #	Plug Type	Stk #	Plug Type	
LAND ROVER (cont)											
LR2											
2.0L L4, 1999CC											
2015-2013			9299	RES8WYPB4	7004	RES9PYP4	---	---	---	---	.040
3.2L L6, 3192CC											
2011-2008			9030	REC8WYPB3	7975	REC10PYPB4	---	---	975	REC10YC4	.030
LR3											
4.0L V6, 4009CC											
2008-2005			9802	RC8WYPB4	7545	RC8PYPB4	---	---	345	RC8YC4	.054
4.4L V8, 4394CC											
2009-2006			9001	RC10WYPB4	7546	RC10PYPB4	3346	RC10PYC	346	RC10YC4	.040
LR4											
3.0L V6, 2995CC											
2015-2014			---	---	---	---	---	---	444	RC7YC3	.032
5.0L V8, 5000CC											
2013-2010			9412	REA9WYPB4	---	---	---	---	990	REA6MC	.040
RANGE ROVER											
3.0L V6, 2995CC											
2015-2014			---	---	---	---	---	---	444	RC7YC3	.032
3.5L V8, 3532CC											
1988-1987			---	---	---	---	3322	RN14PMC3	322	RN11YC4	.032
3.9L V8, 3947CC											
1992-1989			---	---	---	---	3322	RN14PMC3	322	RN11YC4	.032
3.9L V8, 3950CC											
1995-1993			---	---	---	---	3322	RN14PMC3	322	RN11YC4	.032
4.0L V8, 3950CC											
2000-1999			9201	RC12WYPB4	7070	RC11PYPB4	3071	RC12PYC	71	RC12YC	.040
1998-1996			---	---	---	---	3322	RN14PMC3	322	RN11YC4	.032
4.2L V8, 4196CC											
2009-2006			9001	RC10WYPB4	7546	RC10PYPB4	3346	RC10PYC	346	RC10YC4	.040
4.2L V8, 4200CC											
1995-1993			---	---	---	---	3322	RN14PMC3	322	RN11YC4	.032
4.4L V8, 4394CC											
2009-2006			9001	RC10WYPB4	7546	RC10PYPB4	3346	RC10PYC	346	RC10YC4	.040
4.4L V8, 4398CC											
2005-2003			9202	RC12WMPB4	7318	RC12PMPB4	3318	RC12PMC4	318	RC12MC4	.040
4.6L V8, 4554CC											
2002		Double Spark	---	---	7070	RC11PYPB4	---	---	---	---	.040
		Single Spark	---	---	---	---	---	---	322	RN11YC4	.040
2001-1996			---	---	---	---	---	---	322	RN11YC4	.040
5.0L V8, 5000CC											
2015-2012			9412	REA9WYPB4	---	---	---	---	991	REA8MCX	.040
2011-2010			---	---	---	---	---	---	991	REA8MCX	.040
			9412	REA9WYPB4	---	---	---	---	---	---	.044
RANGE ROVER EVOQUE											
2.0L L4, 1999CC											
2015-2012			9299	RES8WYPB4	7004	RES9PYP4	---	---	---	---	.040
RANGE ROVER SPORT											
3.0L V6, 2995CC											
2015-2014			---	---	---	---	---	---	444	RC7YC3	.032
4.2L V8, 4196CC											
2009-2006			9001	RC10WYPB4	7546	RC10PYPB4	3346	RC10PYC	346	RC10YC4	.040
4.4L V8, 4394CC											
2009-2006			9001	RC10WYPB4	7546	RC10PYPB4	3346	RC10PYC	346	RC10YC4	.040
5.0L V8, 5000CC											
2015-2010			9412	REA9WYPB4	---	---	---	---	991	REA8MCX	.040



Year	Engine	Notes	CHAMPION Iridium		Double Platinum		Platinum Power		Copper Plus		Gap
	VIN		Stk #	Plug Type	Stk #	Plug Type	Stk #	Plug Type	Stk #	Plug Type	
LEXUS											
CT200H											
1.8L L4, 1798CC											
2015-2011			9412	REA9WYPB4	---	---	---	---	991	REA8MCX	.044
ES250											
2.5L V6, 2508CC											
1991-1990			9801	RC8WYPB3	7344	RC9PYP	3344	RC9PYC	344	RC9YC	.044
ES300											
3.0L V6, 2959CC											
1998-1996			9806	RC8WMPB4	7002	RC10PMPB4	3344	RC9PYC	434	RC9MC4	.044
1993-1992			9806	RC8WMPB4	7002	RC10PMPB4	3344	RC9PYC	434	RC9MC4	.044
3.0L V6, 2995CC											
2003-1999			9806	RC8WMPB4	7002	RC10PMPB4	3344	RC9PYC	434	RC9MC4	.044
1995-1994			9806	RC8WMPB4	7002	RC10PMPB4	3344	RC9PYC	434	RC9MC4	.044
ES300H											
2.5L L4, 2494CC											
2015-2013			9010	REC10WMPB	---	---	---	---	446	REC12MCC4	.032
ES330											
3.3L V6, 3300CC											
2006-2004			9806	RC8WMPB4	7002	RC10PMPB4	3344	RC9PYC	97	RC9MCC	.044
ES350											
3.5L V6, 3456CC											
2015-2007			9044	REC8WMPB4	7975	REC10PYPB4	---	---	975	REC10YC4	.044
GS300											
3.0L L6, 2997CC											
2005-2003			9202	RC12WMPB4	7318	RC12PMPB4	3318	RC12PMC4	347	RC10MCC	.044
2002-2001			9002	RC10WMPB4	7002	RC10PMPB4	3318	RC12PMC4	347	RC10MCC	.044
2000-1998			9002	RC10WMPB4	7318	RC12PMPB4	3318	RC12PMC4	354 ²	RC10DMC	.044
1997-1995			9002	RC10WMPB4	7318	RC12PMPB4	3318	RC12PMC4	347	RC10MCC	.044
1994			9806	RC8WMPB4	7318	RC12PMPB4	3318	RC12PMC4	347	RC10MCC	.044
1993			9806	RC8WMPB4	7002	RC10PMPB4	3344	RC9PYC	97	RC9MCC	.044
3.0L V6, 2994CC											
2006			9010	REC10WMPB	7975	REC10PYPB4	---	---	975	REC10YC4	.043
GS350											
3.5L V6, 3456CC											
2015-2013			9010	REC10WMPB	7975	REC10PYPB4	---	---	975	REC10YC4	.044
2011-2007			9010	REC10WMPB	7975	REC10PYPB4	---	---	975	REC10YC4	.044
GS400											
4.0L V8, 3969CC											
2000-1998			9806	RC8WMPB4	7002	RC10PMPB4	3344	RC9PYC	97	RC9MCC	.044
GS430											
4.3L V8, 4293CC											
2007-2001			9806	RC8WMPB4	7002	RC10PMPB4	3344	RC9PYC	97	RC9MCC	.044
GS450H											
3.5L V6, 3456CC											
2015-2013			9010	REC10WMPB	---	---	---	---	---	---	.031
2011-2007			9010	REC10WMPB	7975	REC10PYPB4	---	---	975	REC10YC4	.043
GS460											
4.6L V8, 4608CC											
2011-2008			9010	REC10WMPB	7975	REC10PYPB4	---	---	975	REC10YC4	.043
GX460											
4.6L V8, 4608CC											
2015			9775	REC10WMPB4	---	---	---	---	---	---	.044
2014-2010			9775	REC10WMPB4	7975	REC10PYPB4	---	---	975	REC10YC4	.044
GX470											
4.7L V8, 4663CC											
2009-2003			9806	RC8WMPB4	7002	RC10PMPB4	3344	RC9PYC	97	RC9MCC	.044

²Multi-Ground Plug


AUTOMOBILES, VANS, TRUCKS

 VOITURES, FOURGONNETTES ET CAMIONS
 AUTOMÓVILES, FURGONETAS, CAMIONES


Year	Engine VIN	Notes	Iridium		Double Platinum		Platinum Power		Copper Plus		Gap
			Stk #	Plug Type	Stk #	Plug Type	Stk #	Plug Type	Stk #	Plug Type	
LEXUS (cont)											
HS250H											
2.4L L4, 2362CC											
2012-2010			9806	RC8WMPB4	7002	RC10PMPB4	3344	RC9PYC	97	RC9MCC	.040
IS F											
5.0L V8, 4969CC											
2014-2008			9010	REC10WMPB	---	---	---	---	---	---	.043
			---	---	7975	REC10PYPB4	---	---	975	REC10YC4	.044
IS250											
2.5L V6, 2499CC											
2015-2006			9010	REC10WMPB	7975	REC10PYPB4	---	---	975	REC10YC4	.043
IS300											
3.0L L6, 2997CC											
2005-2001			9002	RC10WMPB4	7318	RC12PMPB4	3318	RC12PMC4	347	RC10MCC	.044
IS350											
3.5L V6, 3456CC											
2015-2006			9010	REC10WMPB	7975	REC10PYPB4	---	---	975	REC10YC4	.044
LS400											
4.0L V8, 3967CC											
1995-1990			9806	RC8WMPB4	7002	RC10PMPB4	3344	RC9PYC	97	RC9MCC	.044
4.0L V8, 3969CC											
2000-1998			9806	RC8WMPB4	7002	RC10PMPB4	3344	RC9PYC	97	RC9MCC	.044
1997-1996			9806	RC8WMPB4	7002	RC10PMPB4	3344	RC9PYC	97	RC9MCC	.044
LS430											
4.3L V8, 4293CC											
2006-2001			9806	RC8WMPB4	7002	RC10PMPB4	3344	RC9PYC	97	RC9MCC	.044
LS460											
4.6L V8, 4608CC											
2015-2007			9010	REC10WMPB	7975	REC10PYPB4	---	---	975	REC10YC4	.044
LS600H											
5.0L V8, 4968CC											
2015-2008			9010	REC10WMPB	7975	REC10PYPB4	---	---	975	REC10YC4	.043
LX450											
4.5L L6, 4477CC											
1997-1996			9013	RC10WMB3	7318	RC12PMPB4	3318	RC12PMC4	347	RC10MCC	.032
LX470											
4.7L V8, 4663CC											
2007-1998			9806	RC8WMPB4	7002	RC10PMPB4	3344	RC9PYC	97	RC9MCC	.044
LX570											
5.7L V8, 5663CC											
2015-2013			9010	REC10WMPB	7975	REC10PYPB4	---	---	975	REC10YC4	.044
2011-2008			9010	REC10WMPB	7975	REC10PYPB4	---	---	975	REC10YC4	.044
NX200T											
2.0L L4, 1998CC											
2015			9044	REC8WMPB4	---	---	---	---	---	---	.040
NX300H											
2.5L L4, 2494CC											
2015			9010	REC10WMPB	---	---	---	---	446	REC12MCC4	.032
RC F											
5.0L V8, 4969CC											
2015			9010	REC10WMPB	---	---	---	---	---	---	.031
RC350											
3.5L V6, 3456CC											
2015			9775	REC10WMPB4	7975	REC10PYPB4	---	---	975	REC10YC4	.043
RX300											
3.0L V6, 2995CC											



Year	Engine	Notes	CHAMPION Iridium		Double Platinum		Platinum Power		Copper Plus		Gap
	VIN		Stk #	Plug Type	Stk #	Plug Type	Stk #	Plug Type	Stk #	Plug Type	
LEXUS (cont)											
RX300 (cont)											
3.0L V6, 2995CC (cont)											
2003-1999			9806	RC8WMPB4	7002	RC10PMPB4	3344	RC9PYC	97	RC9MCC	.044
RX330											
3.3L V6, 3300CC											
2006-2004			9806	RC8WMPB4	7002	RC10PMPB4	3344	RC9PYC	97	RC9MCC	.043
RX350											
3.5L V6, 3456CC											
2015			9044	REC8WMPB4	7975	REC10PYPB4	---	---	975	REC10YC4	.043
2014-2012			---	---	7975	REC10PYPB4	---	---	975	REC10YC4	.043
			9044	REC8WMPB4	---	---	---	---	---	---	.044
2011-2007			9044	REC8WMPB4	7975	REC10PYPB4	---	---	975	REC10YC4	.043
RX400H											
3.3L V6, 3300CC											
2008-2006			9806	RC8WMPB4	7002	RC10PMPB4	3344	RC9PYC	97	RC9MCC	.043
RX450H											
3.5L V6, 3456CC											
2015-2010			9044	REC8WMPB4	7975	REC10PYPB4	---	---	975	REC10YC4	.043
SC300											
3.0L L6, 2997CC											
2000-1999			9202	RC12WMPB4	7002	RC10PMPB4	3318	RC12PMC4	354 ²	RC10DMC	.044
1998-1994			9202	RC12WMPB4	7002	RC10PMPB4	3318	RC12PMC4	347	RC10MCC	.044
1993			9201	RC12WYPB4	7002	RC10PMPB4	3344	RC9PYC	97	RC9MCC	.044
1992			9202	RC12WMPB4	7002	RC10PMPB4	3318	RC12PMC4	347	RC10MCC	.044
SC400											
4.0L V8, 3967CC											
1995-1992			9806	RC8WMPB4	7002	RC10PMPB4	3344	RC9PYC	97	RC9MCC	.044
4.0L V8, 3969CC											
2000-1998			9806	RC8WMPB4	7002	RC10PMPB4	3344	RC9PYC	97	RC9MCC	.044
1997-1996			9806	RC8WMPB4	7002	RC10PMPB4	3344	RC9PYC	97	RC9MCC	.044
SC430											
4.3L V8, 4293CC											
2010-2002			9806	RC8WMPB4	7002	RC10PMPB4	3344	RC9PYC	97	RC9MCC	.044
LINCOLN											
AVIATOR											
4.6L V8, 281 CID											
2005-2003			9204	RS12WYPB4	7963	RS12PYPB5	3401	RS10PYC4	401	RS12YC	.054
BLACKWOOD											
5.4L V8, 330 CID											
2002			9204	RS12WYPB4	7963	RS12PYPB5	3401	RS10PYC4	401	RS12YC	.054
CONTINENTAL											
3.8L V6, 232 CID											
1994-1988			9402	RS14WLPB6	7407	RS14ZPYPB	3407	RS14ZPYC5	407	RS14LC	.054
1982			9201	RC12WYPB4	7071	RC12PYP	3071	RC12PYC	431	RC14YC	.044
4.6L V8, 281 CID											
2002-1997			9204	RS12WYPB4	7963	RS12PYPB5	3401	RS10PYC4	401	RS12YC	.054
1996			9204	RS12WYPB4	7963	RS12PYPB5	3401	RS10PYC4	401	RS12YC	.054
1995			9404	RS14WYPB5	7940	RS14PYPB5	3013	RS14PYC6	13	RS14YC6	.054
5.0L V8, 302 CID											
1987-1986			9402	RS14WLPB6	7407	RS14ZPYPB	3407	RS14ZPYC5	407	RS14LC	.050
1985-1984			---	---	---	---	3025	RV19PMC	25	RV17YC	.050
1983-1982			---	---	---	---	3018	RV17PMC4	25	RV17YC	.050
1980			---	---	---	---	3018	RV17PMC4	25	RV17YC	.050
5.8L V8, 351 CID											
1980			---	---	---	---	3018	RV17PMC4	25	RV17YC	.050
6.6L V8, 400 CID											
1979-1977			---	---	---	---	3018	RV17PMC4	25	RV17YC	.050

²Multi-Ground Plug



Year	Engine VIN	Notes	Iridium		Double Platinum		Platinum Power		Copper Plus		Gap
			Stk #	Plug Type	Stk #	Plug Type	Stk #	Plug Type	Stk #	Plug Type	
LINCOLN (cont)											
CONTINENTAL											
7.0L V8, 429 CID											
1968			---	---	---	---	---	---	21	RF14YC	.036
7.5L V8, 460 CID											
1978-1977			---	---	---	---	3018	RV17PMC4	25	RV17YC	.050
1976-1975			---	---	---	---	3018	RV17PMC4	25	RV17YC	.044
1974			---	---	---	---	3018	RV17PMC4	25	RV17YC	.054
1973			---	---	---	---	3018	RV17PMC4	18	RV15YC4	.036
1972-1968			---	---	---	---	---	---	21	RF14YC	.036
7.6L V8, 462 CID											
1968-1967			---	---	---	---	---	---	21	RF14YC	.036
LS											
3.0L V6, 182 CID											
2005-2003			9204	RS12WYPB4	7963	RS12PYPB5	3401	RS10PYC4	401	RS12YC	.054
2002-2000			9404	RS14WYPB5	7940	RS14PYPB5	3013	RS14PYC6	13	RS14YC6	.054
3.9L V8, 242 CID											
2006-2000			9201	RC12WYPB4	7071	RC12PYP	3071	RC12PYC	71	RC12YC	.044
MARK III											
7.5L V8, 460 CID											
1971-1968			---	---	---	---	---	---	21	RF14YC	.036
7.6L V8, 462 CID											
1968			---	---	---	---	---	---	21	RF14YC	.036
MARK IV											
7.5L V8, 460 CID											
1976-1975			---	---	---	---	3018	RV17PMC4	25	RV17YC	.044
1974			---	---	---	---	3018	RV17PMC4	25	RV17YC	.054
1973			---	---	---	---	3018	RV17PMC4	18	RV15YC4	.036
1972			---	---	---	---	---	---	21	RF14YC	.036
MARK LT											
5.4L V8, 330 CID											
2008		Early Design 16mm threads above seat	---	---	7989 ⁴	---	---	---	---	---	.044
		Late Design 12mm threads below seat	9406	RET8ZWMPB4	7406	RET9ZPMPB	---	---	---	---	.044
2007-2006			---	---	7989 ⁴	---	---	---	---	---	.044
MARK V											
6.6L V8, 400 CID											
1979-1977			---	---	---	---	3018	RV17PMC4	25	RV17YC	.050
7.5L V8, 460 CID											
1978-1977			---	---	---	---	3018	RV17PMC4	25	RV17YC	.050
MARK VI											
5.0L V8, 302 CID											
1983-1980			---	---	---	---	3018	RV17PMC4	25	RV17YC	.050
5.8L V8, 351 CID											
1980			---	---	---	---	3018	RV17PMC4	25	RV17YC	.050
MARK VII											
5.0L V8, 302 CID											
1992-1988			---	---	---	---	3018	RV17PMC4	18	RV15YC4	.054
1987-1986			9402	RS14WLPB6	7407	RS14ZPYPB	3407	RS14ZPYC5	407	RS14LC	.050
1985	F		---	---	---	---	3018	RV17PMC4	25	RV17YC	.050
	M		---	---	---	---	3018	RV17PMC4	25	RV17YC	.044
1984			---	---	---	---	3018	RV17PMC4	25	RV17YC	.050
MARK VIII											
4.6L V8, 281 CID											
1998-1997			9204	RS12WYPB4	7963	RS12PYPB5	3401	RS10PYC4	401	RS12YC	.054
1996			9204	RS12WYPB4	7963	RS12PYPB5	3401	RS10PYC4	401	RS12YC	.054
1995			9404	RS14WYPB5	7940	RS14PYPB5	3013	RS14PYC6	13	RS14YC6	.054
1994-1993			9404	RS14WYPB5	7940	RS14PYPB5	3013	RS14PYC6	13	RS14YC6	.054

⁴Enhanced over OE Design; One piece shell; Uses standard 5/8" hex plug socket



Year	Engine		Notes	Iridium		Double Platinum		Platinum Power		Copper Plus		Gap
	VIN			Stk #	Plug Type	Stk #	Plug Type	Stk #	Plug Type	Stk #	Plug Type	
LINCOLN (cont)												
MKC												
2.0L L4, 122 CID												
2015				9016	RES8WYPB3	7004	RES9PYP4	---	---	---	---	.030
2.3L L4, 140 CID												
2015				9016	RES8WYPB3	7004	RES9PYP4	---	---	---	---	.030
MKS												
3.5L V6, 213 CID												
2015				9016	RES8WYPB3	7004	RES9PYP4	---	---	---	---	.032
2014-2010				9016	RES8WYPB3	7004	RES9PYP4	---	---	---	---	.035
3.7L V6, 227 CID												
2015-2013				9901	RE10WYPB5	7437	RES11PYP5	3017	RES8PYB5	---	---	.051
2012-2009				9901	RE10WYPB5	7437	RES11PYP5	3017	RES8PYB5	---	---	.054
MKT												
2.0L L4, 122 CID												
2015-2013				9016	RES8WYPB3	7004	RES9PYP4	---	---	---	---	.030
3.5L V6, 213 CID												
2015				9016	RES8WYPB3	7004	RES9PYP4	---	---	---	---	.032
2014-2010				9016	RES8WYPB3	7004	RES9PYP4	---	---	---	---	.035
3.7L V6, 227 CID												
2015-2013				9901	RE10WYPB5	7437	RES11PYP5	3017	RES8PYB5	---	---	.052
2012-2010				9901	RE10WYPB5	7437	RES11PYP5	3017	RES8PYB5	---	---	.054
MKX												
3.5L V6, 213 CID												
2010-2007				9901	RE10WYPB5	---	---	---	---	---	---	.054
				---	---	7437	RES11PYP5	3017	RES8PYB5	---	---	.054
3.7L V6, 227 CID												
2015-2011				9901	RE10WYPB5	7437	RES11PYP5	3017	RES8PYB5	---	---	.052
MKZ												
2.0L L4, 122 CID												
2015-2013		ELECTRIC/GAS		9901	RE10WYPB5	7437	RES11PYP5	3032	RE10PMC5	---	---	.051
		Turbo		9016	RES8WYPB3	---	---	---	---	---	---	.030
		Turbo		---	---	7004	RES9PYP4	---	---	---	---	.030
2.5L L4, 152 CID												
2012-2011				9901	RE10WYPB5	7437	RES11PYP5	3032	RE10PMC5	---	---	.050
3.5L V6, 213 CID												
2012-2007				9901	RE10WYPB5	7437	RES11PYP5	3017	RES8PYB5	---	---	.054
3.7L V6, 227 CID												
2015-2013				9901	RE10WYPB5	7437	RES11PYP5	3017	RES8PYB5	---	---	.054
NAVIGATOR												
3.5L V6, 213 CID												
2015				9016	RES8WYPB3	7004	RES9PYP4	---	---	---	---	.032
5.4L V8, 330 CID												
2014-2013				9406	RET8ZWMPB4	7406	RET9ZPMPB	---	---	---	---	.042
2012				---	---	7406	RET9ZPMPB	---	---	---	---	.042
2011-2009				9406	RET8ZWMPB4	7406	RET9ZPMPB	---	---	---	---	.042
2008		Early Design 16mm threads above seat		---	---	7989⁴	---	---	---	---	---	.044
		Late Design 12mm threads below seat		9406	RET8ZWMPB4	7406	RET9ZPMPB	---	---	---	---	.044
2007-2005				---	---	7989⁴	---	---	---	---	---	.044
2004-1998				9204	RS12WYPB4	7963	RS12PYPB5	3401	RS10PYC4	401	RS12YC	.054
TOWN CAR												
4.6L V8, 281 CID												
2011-2009	V	FLEX		---	---	7304	RS9PYP4	3401	RS10PYC4	304	RS9YC	.044
		GAS, VIN W		9204	RS12WYPB4	7963	RS12PYPB5	3408	RS10PYC	401	RS12YC	.054
2008-2006	V	FLEX		---	---	7304	RS9PYP4	3401	RS10PYC4	304	RS9YC	.044
	W	GAS		9204	RS12WYPB4	7963	RS12PYPB5	3408	RS10PYC	401	RS12YC	.054
2005-1996				9204	RS12WYPB4	7963	RS12PYPB5	3401	RS10PYC4	401	RS12YC	.054
1995-1991				9404	RS14WYPB5	7940	RS14PYPB5	3013	RS14PYC6	13	RS14YC6	.054

⁴Enhanced over OE Design; One piece shell; Uses standard 5/8" hex plug socket



Year	Engine VIN	Notes	CHAMPION Iridium		Double Platinum		Platinum Power		Copper Plus		Gap
			Stk #	Plug Type	Stk #	Plug Type	Stk #	Plug Type	Stk #	Plug Type	
LINCOLN (cont)											
TOWN CAR											
5.0L V8, 302 CID											
1990-1986			9402	RS14WLPB6	7407	RS14ZPYPB	3407	RS14ZPYC5	407	RS14LC	.050
1985-1981			---	---	---	---	3018	RV17PMC4	25	RV17YC	.050
VERSAILLES											
5.0L V8, 302 CID											
1980-1977			---	---	---	---	3018	RV17PMC4	25	RV17YC	.050
5.8L V8, 351 CID											
1977			---	---	---	---	3018	RV17PMC4	25	RV17YC	.050
ZEPHYR											
3.0L V6, 183 CID											
2006			9204	RS12WYPB4	7963	RS12PYPB5	---	---	401	RS12YC	.054
LOTUS											
ECLAT											
2.0L L4, 1973CC											
1979-1976			9804	RN8WYPB3	7415	RN9PYP	3415	RN9PYC	415	RN9YC	.024
ELAN											
1.6L L4, 1558CC											
1975-1967			9804	RN8WYPB3	7415	RN9PYP	3415	RN9PYC	415	RN9YC	.024
1.6L L4, 1588CC											
1992-1990			9201	RC12WYPB4	7070	RC11PYPB4	3071	RC12PYC	71	RC12YC	.036
ELITE											
2.0L L4, 1973CC											
1979-1976			9804	RN8WYPB3	7415	RN9PYP	3415	RN9PYC	415	RN9YC	.024
ESPRIT											
2.0L L4, 1973CC											
1979-1976			9804	RN8WYPB3	7415	RN9PYP	3415	RN9PYC	415	RN9YC	.024
2.2L L4, 2174CC											
1995-1989			9804	RN8WYPB3	---	---	---	---	332	RN7YC	.036
1988-1986		Nat. Asp.	9804	RN8WYPB3	7415	RN9PYP	3415	RN9PYC	415	RN9YC	.036
		Turbo	9804	RN8WYPB3	---	---	---	---	332	RN7YC	.036
1985-1984			9804	RN8WYPB3	7415	RN9PYP	3415	RN9PYC	415	RN9YC	.036
1983-1980			9804	RN8WYPB3	7415	RN9PYP	3415	RN9PYC	415	RN9YC	.024
3.5L V8, 3506CC											
2001-1999			9201	RC12WYPB4	7070	RC11PYPB4	3071	RC12PYC	71	RC12YC	.036
1998			9804	RN8WYPB3	7415	RN9PYP	3415	RN9PYC	415	RN9YC	.036
1997			9201	RC12WYPB4	7070	RC11PYPB4	3071	RC12PYC	71	RC12YC	.036
EUROPA											
1.5L L4, 1470CC											
1971-1968			9804	RN8WYPB3	7415	RN9PYP	3415	RN9PYC	415	RN9YC	.024
1967			9804	RN8WYPB3	---	---	---	---	332	RN7YC	.024
1.6L L4, 1558CC											
1975			9804	RN8WYPB3	---	---	---	---	332	RN7YC	.024
1974-1972			9804	RN8WYPB3	7415	RN9PYP	3415	RN9PYC	415	RN9YC	.024
SEVEN											
1.0L L4, 997CC											
1968-1967			9804	RN8WYPB3	7415	RN9PYP	3415	RN9PYC	415	RN9YC	.024
1.3L L4, 1298CC											
1975-1969			9804	RN8WYPB3	7415	RN9PYP	3415	RN9PYC	415	RN9YC	.024
1.3L L4, 1340CC											
1967			9201	RC12WYPB4	7070	RC11PYPB4	3071	RC12PYC	71	RC12YC	.024
1.5L L4, 1498CC											
1967			9201	RC12WYPB4	7070	RC11PYPB4	3071	RC12PYC	71	RC12YC	.024
SUPER SEVEN											
1.3L L4, 1340CC											
1968-1967			9201	RC12WYPB4	7070	RC11PYPB4	3071	RC12PYC	71	RC12YC	.024



Year	Engine	Notes	CHAMPION Iridium		Double Platinum		Platinum Power		Copper Plus		Gap
	VIN		Stk #	Plug Type	Stk #	Plug Type	Stk #	Plug Type	Stk #	Plug Type	
LOTUS (cont)											
SUPER SEVEN											
1.5L L4, 1498CC											
1968-1967			9201	RC12WYPB4	7070	RC11PYPB4	3071	RC12PYC	71	RC12YC	.024
MASERATI											
425											
2.5L V6, 2491CC											
1987-1986			---	---	---	---	---	---	339	RN6YC	.028
BITURBO											
2.5L V6, 2491CC											
1987-1984			---	---	---	---	---	---	339	RN6YC	.028
BORA											
4.7L V8, 4714CC											
1979-1975			9804	RN8WYPB3	7415	RN9PYP	3415	RN9PYC	415	RN9YC	.028
4.7L V8, 4719CC											
1974-1972			9804	RN8WYPB3	7415	RN9PYP	3415	RN9PYC	415	RN9YC	.028
4.9L V8, 4930CC											
1983-1975			9804	RN8WYPB3	7415	RN9PYP	3415	RN9PYC	415	RN9YC	.028
GHIBLI											
4.7L V8, 4719CC											
1971-1968			9804	RN8WYPB3	7415	RN9PYP	3415	RN9PYC	415	RN9YC	.028
INDY											
4.1L V8, 4136CC											
1970-1969			9804	RN8WYPB3	7415	RN9PYP	3415	RN9PYC	415	RN9YC	.028
4.7L V8, 4719CC											
1973-1972			9804	RN8WYPB3	7415	RN9PYP	3415	RN9PYC	415	RN9YC	.028
KHAMSIN											
4.9L V8, 4930CC											
1979-1974			9804	RN8WYPB3	7415	RN9PYP	3415	RN9PYC	415	RN9YC	.028
MERAK											
3.0L V6, 2965CC											
1982-1972			9804	RN8WYPB3	7415	RN9PYP	3415	RN9PYC	415	RN9YC	.028
MEXICO											
4.7L V8, 4719CC											
1968			9804	RN8WYPB3	7415	RN9PYP	3415	RN9PYC	415	RN9YC	.028
MISTRAL											
3.7L L6, 3694CC											
1970-1968			9804	RN8WYPB3	7415	RN9PYP	3415	RN9PYC	415	RN9YC	.028
QUATTROPORTE											
4.7L V8, 4719CC											
1969-1968			9804	RN8WYPB3	7415	RN9PYP	3415	RN9PYC	415	RN9YC	.028
4.9L V8, 4930CC											
1983-1979			9804	RN8WYPB3	7415	RN9PYP	3415	RN9PYC	415	RN9YC	.028
4.9L V8, 4933CC											
1986-1984			9804	RN8WYPB3	7415	RN9PYP	3415	RN9PYC	415	RN9YC	.028
SPYDER											
2.5L V6, 2491CC											
1987-1986			---	---	---	---	---	---	339	RN6YC	.028
MAYBACH											
57											
5.5L V12, 5499CC											
2005			9201	RC12WYPB4	7070	RC11PYPB4	3071	RC12PYC	71	RC12YC	.044
62											
5.5L V12, 5499CC											
2005			9201	RC12WYPB4	7070	RC11PYPB4	3071	RC12PYC	71	RC12YC	.044

**AUTOMOBILES, VANS, TRUCKS**VOITURES, FOURGONNETTES ET CAMIONS
AUTOMÓVILES, FURGONETAS, CAMIONES

Year	Engine VIN	Notes	CHAMPION Iridium		Double Platinum		Platinum Power		Copper Plus		Gap
			Stk #	Plug Type	Stk #	Plug Type	Stk #	Plug Type	Stk #	Plug Type	
MAZDA											
1200											
1.2L L4, 1169CC											
1971			---	---	---	---	3322	RN14PMC3	322	RN11YC4	.032
2											
1.5L L4, 1498CC											
2014-2011			9008	RC10WYPB5	7070	RC11PYPB4	3318	RC12PMC4	318	RC12MC4	.048
3											
2.0L L4, 1998CC											
2015-2014			9412	REA9WYPB4	---	---	---	---	990	REA6MC	.042
2013	7	SKYACTIV	9412	REA9WYPB4	---	---	---	---	990	REA6MC	.032
	8	SKYACTIV	9412	REA9WYPB4	---	---	---	---	990	REA6MC	.032
	P	SKYACTIV	9412	REA9WYPB4	---	---	---	---	990	REA6MC	.032
2012	7	SKYACTIV	9412	REA9WYPB4	---	---	---	---	990	REA6MC	.032
	8	SKYACTIV	9412	REA9WYPB4	---	---	---	---	990	REA6MC	.032
2.0L L4, 2000CC											
2013-2012	F	DURATEC	9300	RES12WYPB4	7437	RES11PYP5	3032	RE10PMC5	---	---	.052
	G	DURATEC	9300	RES12WYPB4	7437	RES11PYP5	3032	RE10PMC5	---	---	.052
2011-2010			9300	RES12WYPB4	7437	RES11PYP5	3032	RE10PMC5	---	---	.052
2009-2008		Nat. Asp.	---	---	7437	RES11PYP5	---	---	---	---	.052
			9300	RES12WYPB4	7437	RES11PYP5	3032	RE10PMC5	---	---	.052
2007-2006			9300	RES12WYPB4	7437	RES11PYP5	3032	RE10PMC5	---	---	.052
2005-2004			9008	RC10WYPB5	7546	RC10PYPB4	3346	RC10PYC	346	RC10YC4	.052
2.3L L4, 2260CC											
2013-2010			9016	RES8WYPB3	7004	RES9PYP4	---	---	---	---	.027
2009-2007		Nat. Asp.	9300	RES12WYPB4	7437	RES11PYP5	3032	RE10PMC5	---	---	.052
		Turbo	9016	RES8WYPB3	7004	RES9PYP4	---	---	---	---	.030
2006			9300	RES12WYPB4	7437	RES11PYP5	3032	RE10PMC5	---	---	.052
2005-2004			---	---	7304	RS9PYP4	3408	RS10PYC	304	RS9YC	.052
2.5L L4, 2488CC											
2015			9412	REA9WYPB4	---	---	---	---	990	REA6MC	.042
2014			9408	RER8WYCB4	---	---	---	---	990	REA6MC	.042
2013-2010			9901	RE10WYPB5	7437	RES11PYP5	---	---	---	---	.052
3 SPORT											
2.0L L4, 1998CC											
2014			9412	REA9WYPB4	---	---	---	---	---	---	.042
2013	8	SKYACTIV	9412	REA9WYPB4	---	---	---	---	---	---	.042
2012	8	SKYACTIV	9412	REA9WYPB4	---	---	---	---	---	---	.032
2.0L L4, 2000CC											
2013-2012	F	DURATEC	9300	RES12WYPB4	7437	RES11PYP5	---	---	---	---	.052
2.5L L4, 2488CC											
2013-2012			9300	RES12WYPB4	7437	RES11PYP5	3032	RE10PMC5	---	---	.052
323											
1.6L L4, 1597CC											
1995-1994			9001	RC10WYPB4	7546	RC10PYPB4	3346	RC10PYC	346	RC10YC4	.044
1993-1992			9201	RC12WYPB4	7071	RC12PYP	3071	RC12PYC	71	RC12YC	.044
1991-1990			---	---	7405	RN14PMP	3405	RN14PMC	404	RN12YC	.044
1989-1988		Nat. Asp.	---	---	7405	RN14PMP	3405	RN14PMC	404	RN12YC	.044
		Turbo	9001	RC10WYPB4	7546	RC10PYPB4	3344	RC9PYC	430	RC9YC4	.044
1987-1986			---	---	7405	RN14PMP	3405	RN14PMC	404	RN12YC	.044
1.8L L4, 1839CC											
1994-1993			9201	RC12WYPB4	7071	RC12PYP	3071	RC12PYC	71	RC12YC	.044
1991-1990			9201	RC12WYPB4	7071	RC12PYP	3071	RC12PYC	71	RC12YC	.044
5											
2.3L L4, 2260CC											
2010-2008			9300	RES12WYPB4	7437	RES11PYP5	3032	RE10PMC5	---	---	.052
2007-2006			9204	RS12WYPB4	7963	RS12PYPB5	---	---	401	RS12YC	.052
2.5L L4, 2488CC											
2015-2012			9300	RES12WYPB4	7437	RES11PYP5	3032	RE10PMC5	---	---	.052



Year	Engine	Notes	Iridium		Double Platinum		Platinum Power		Copper Plus		Gap
	VIN		Stk #	Plug Type	Stk #	Plug Type	Stk #	Plug Type	Stk #	Plug Type	
MAZDA (cont)											
6											
2.3L L4, 2260CC											
2008			9901	RE10WYPB5	7437	RES11PYP5	3032	RE10PMC5	---	---	.052
2007-2006		Nat. Asp.	9901	RE10WYPB5	7437	RES11PYP5	3032	RE10PMC5	---	---	.052
		Turbo	9299	RES8WYPB4	7004	RES9PYP4	---	---	---	---	.032
2005-2003			9204	RS12WYPB4	7963	RS12PYPB5	3408	RS10PYC	401	RS12YC	.052
2.5L L4, 2488CC											
2015-2014			9412	REA9WYPB4	---	---	---	---	991	REA8MCX	.042
2013-2009			9300	RES12WYPB4	7437	RES11PYP5	3032	RE10PMC5	---	---	.052
3.0L V6, 2968CC											
2008-2003			9204	RS12WYPB4	7963	RS12PYPB5	3408	RS10PYC	401	RS12YC	.054
3.7L V6, 3726CC											
2013-2009			9901	RE10WYPB5	7004	RES9PYP4	3017	RES8PYB5	---	---	.054
616											
1.6L L4, 1586CC											
1972-1970			9804	RN8WYPB3	7415	RN9PYP	3415	RN9PYC	415	RN9YC	.032
618											
1.8L L4, 1796CC											
1973-1972			9804	RN8WYPB3	7415	RN9PYP	3415	RN9PYC	415	RN9YC	.032
626											
2.0L L4, 1970CC											
1983-1979			---	---	7405	RN14PMP	3405	RN14PMC	404	RN12YC	.032
2.0L L4, 1991CC											
2002-1993			9201	RC12WYPB4	7071	RC12PYP	3071	RC12PYC	71	RC12YC	.044
2.0L L4, 1998CC											
1987-1986		Nat. Asp.	---	---	7405	RN14PMP	3405	RN14PMC	404	RN12YC	.032
		Turbo	9804	RN8WYPB3	7415	RN9PYP	3415	RN9PYC	415	RN9YC	.032
1985-1984			---	---	7405	RN14PMP	3405	RN14PMC	404	RN12YC	.032
2.2L L4, 2184CC											
1992			9202	RC12WMPB4	7318	RC12PMPB4	3318	RC12PMC4	318	RC12MC4	.044
1991-1988		Nat. Asp.	9202	RC12WMPB4	7318	RC12PMPB4	3318	RC12PMC4	318	RC12MC4	.044
		Turbo	9202	RC12WMPB4	7318	RC12PMPB4	3318	RC12PMC4	318	RC12MC4	.044
2.5L V6, 2497CC											
2002-1998			9202	RC12WMPB4	7318	RC12PMPB4	3318	RC12PMC4	318	RC12MC4	.032
1997-1993			9202	RC12WMPB4	7318	RC12PMPB4	3318	RC12PMC4	318	RC12MC4	.044
808											
1.6L L4, 1587CC											
1977-1972			9804	RN8WYPB3	7415	RN9PYP	3415	RN9PYC	415	RN9YC	.032
929											
3.0L V6, 2954CC											
1995-1992			9202	RC12WMPB4	7318	RC12PMPB4	3318	RC12PMC4	318	RC12MC4	.044
1991-1988			9202	RC12WMPB4	7318	RC12PMPB4	3318	RC12PMC4	318	RC12MC4	.044
B1600											
1.6L L4, 1586CC											
1976-1972			9804	RN8WYPB3	7415	RN9PYP	3415	RN9PYC	415	RN9YC	.032
B1800											
1.8L L4, 1796CC											
1978-1977			9804	RN8WYPB3	7415	RN9PYP	3415	RN9PYC	415	RN9YC	.032
B2000											
2.0L L4, 1970CC											
1984-1979			---	---	7405	RN14PMP	3405	RN14PMC	404	RN12YC	.032
2.0L L4, 1998CC											
1987-1986			---	---	7405	RN14PMP	3405	RN14PMC	404	RN12YC	.032
B2200											
2.2L L4, 2184CC											
1993			---	---	7405	RN14PMP	3405	RN14PMC	404	RN12YC	.044
1992		CARB	---	---	7405	RN14PMP	3405	RN14PMC	404	RN12YC	.044
		FI	---	---	7405	RN14PMP	3405	RN14PMC	404	RN12YC	.036



Year	Engine VIN	Notes	CHAMPION Iridium		Double Platinum		Platinum Power		Copper Plus		Gap
			Stk #	Plug Type	Stk #	Plug Type	Stk #	Plug Type	Stk #	Plug Type	
MAZDA (cont)											
B2200 (cont)											
2.2L L4, 2184CC (cont)											
1991		CARB	---	---	7405	RN14PMP	3405	RN14PMC	404	RN12YC	.036
		FI	---	---	7405	RN14PMP	3405	RN14PMC	404	RN12YC	.036
1990		CARB	---	---	7405	RN14PMP	3405	RN14PMC	404	RN12YC	.032
		FI	---	---	7405	RN14PMP	3405	RN14PMC	404	RN12YC	.032
1989-1987			---	---	7405	RN14PMP	3405	RN14PMC	404	RN12YC	.032
B2300											
2.3L L4, 2294CC											
2001			9204	RS12WYPB4	7401	RS12PYP	3408	RS10PYC	401	RS12YC	.044
2.3L L4, 2295CC											
1997-1995			9204	RS12WYPB4	7401	RS12PYP	3408	RS10PYC	401	RS12YC	.044
1994			9204	RS12WYPB4	7401	RS12PYP	3408	RS10PYC	401	RS12YC	.044
2.3L L4, 2300CC											
2010-2005			9204	RS12WYPB4	7963	RS12PYPB5	3408	RS10PYC	401	RS12YC	.050
2004-2003			9204	RS12WYPB4	7401	RS12PYP	3408	RS10PYC	401	RS12YC	.044
2002			9204	RS12WYPB4	7401	RS12PYP	3408	RS10PYC	401	RS12YC	.044
B2500											
2.5L L4, 2492CC											
2001			9404	RS14WYPB5	7408	RS14PYPB	3408	RS10PYC	408	RS14YC	.044
2000-1998			9404	RS14WYPB5	7408	RS14PYPB	3408	RS10PYC	408	RS14YC	.044
B2600											
2.6L L4, 2555CC											
1988-1987			---	---	7405	RN14PMP	3405	RN14PMC	404	RN12YC	.044
2.6L L4, 2606CC											
1993-1989			9202	RC12WMPB4	7318	RC12PMPB4	3318	RC12PMC4	318	RC12MC4	.044
B3000											
3.0L V6, -CC											
2003-1999			9204	RS12WYPB4	7963	RS12PYPB5	3401	RS10PYC4	401	RS12YC	.044
3.0L V6, 2954CC											
2008-2001			9204	RS12WYPB4	7963	RS12PYPB5	3401	RS10PYC4	401	RS12YC	.044
1998			9204	RS12WYPB4	7963	RS12PYPB5	3401	RS10PYC4	401	RS12YC	.044
3.0L V6, 2983CC											
1997-1994			9204	RS12WYPB4	7963	RS12PYPB5	3401	RS10PYC4	401	RS12YC	.044
B4000											
4.0L V6, 4016CC											
2010-2006			9200	RS10ZWYPB5	7200	RS10ZPYPB5	---	---	403	RS10LC	.054
2005-2001			9204	RS12WYPB4	7407	RS14ZPYPB	3401	RS10PYC4	401	RS12YC	.054
2000-1997			9204	RS12WYPB4	7963	RS12PYPB5	3401	RS10PYC4	401	RS12YC	.054
1996-1994			9404	RS14WYPB5	7940	RS14PYPB5	3013	RS14PYC6	13	RS14YC6	.054
COSMO											
1.3L R2, 1308CC											
1978-1976			9804	RN8WYPB3	---	---	---	---	---	---	.028
CX-5											
2.0L L4, 1998CC											
2015-2013			9412	REA9WYPB4	---	---	---	---	990	REA6MC	.042
2.5L L4, 2488CC											
2015-2014			9412	REA9WYPB4	---	---	---	---	990	REA6MC	.042
CX-7											
2.3L L4, 2260CC											
2012-2010			9299	RES8WYPB4	7004	RES9PYP4	---	---	---	---	.027
2009-2007			9299	RES8WYPB4	7004	RES9PYP4	---	---	---	---	.032
2.5L L4, 2488CC											
2012-2010			9300	RES12WYPB4	7437	RES11PYP5	3032	RE10PMC5	---	---	.051
CX-9											
3.5L V6, 3496CC											
2007			9901	RE10WYPB5	7032	RE10PMPB5	3017	RES8PYB5	---	---	.054



Year	Engine	Notes	CHAMPION Iridium		Double Platinum		Platinum Power		Copper Plus		Gap
	VIN		Stk #	Plug Type	Stk #	Plug Type	Stk #	Plug Type	Stk #	Plug Type	
MAZDA (cont)											
CX-9											
3.7L V6, 3726CC											
2015			9901	RE10WYPB5	7032	RE10PMPB5	---	---	---	---	.054
2014-2008			9901	RE10WYPB5	7032	RE10PMPB5	3017	RES8PYB5	---	---	.054
GLC											
1.3L L4, 1272CC											
1978-1977			---	---	---	---	3322	RN14PMC3	322	RN11YC4	.032
1.4L L4, 1415CC											
1980-1979			---	---	---	---	3322	RN14PMC3	322	RN11YC4	.032
1.5L L4, 1490CC											
1985			---	---	7405	RN14PMP	3405	RN14PMC	404	RN12YC	.032
1984-1981			---	---	---	---	3322	RN14PMC3	322	RN11YC4	.032
MIATA											
1.6L L4, 1597CC											
1993-1990			9201	RC12WYPB4	7071	RC12PYP	3071	RC12PYC	71	RC12YC	.044
1.8L L4, 1839CC											
2005-2001			9201	RC12WYPB4	7071	RC12PYP	3071	RC12PYC	71	RC12YC	.044
2000-1999			9202	RC12WMPB4	7318	RC12PMPB4	3318	RC12PMC4	318	RC12MC4	.044
1997			9202	RC12WMPB4	7318	RC12PMPB4	3318	RC12PMC4	318	RC12MC4	.044
1996-1994			9201	RC12WYPB4	7071	RC12PYP	3071	RC12PYC	71	RC12YC	.044
MILLENNIA											
2.3L V6, 2254CC											
2002-1995			9202	RC12WMPB4	7318	RC12PMPB4	3318	RC12PMC4	318	RC12MC4	.044
2.5L V6, 2497CC											
2002-1999			9202	RC12WMPB4	7318	RC12PMPB4	3318	RC12PMC4	318	RC12MC4	.044
1998-1995			9202	RC12WMPB4	7318	RC12PMPB4	3318	RC12PMC4	318	RC12MC4	.044
MPV											
2.5L V6, 2497CC											
2001			9404	RS14WYPB5	7408	RS14PYPB	3408	RS10PYC	408	RS14YC	.044
2000			9404	RS14WYPB5	7408	RS14PYPB	3408	RS10PYC	408	RS14YC	.044
2.6L L4, 2606CC											
1994-1989			9202	RC12WMPB4	7318	RC12PMPB4	3318	RC12PMC4	318	RC12MC4	.044
3.0L V6, -CC											
2006-2002			9808	RS8WYPB5	---	---	---	---	---	---	.054
3.0L V6, 2954CC											
1998-1989			9202	RC12WMPB4	7318	RC12PMPB4	3318	RC12PMC4	318	RC12MC4	.044
MX-3											
1.6L L4, 1597CC											
1996-1994			9001	RC10WYPB4	7546	RC10PYPB4	3346	RC10PYC	346	RC10YC4	.044
1993-1992			9201	RC12WYPB4	7071	RC12PYP	3071	RC12PYC	71	RC12YC	.044
1.8L V6, 1845CC											
1994-1992			9201	RC12WYPB4	7071	RC12PYP	3071	RC12PYC	71	RC12YC	.044
MX-5 MIATA											
2.0L L4, 2000CC											
2015-2006			9901	RE10WYPB5	7004	RES9PYP4	3017	RES8PYB5	---	---	.052
MX-6											
2.0L L4, 1991CC											
1997-1993			9202	RC12WMPB4	7318	RC12PMPB4	3318	RC12PMC4	318	RC12MC4	.044
2.2L L4, 2184CC											
1992-1988			9202	RC12WMPB4	7318	RC12PMPB4	3318	RC12PMC4	318	RC12MC4	.044
2.5L V6, 2497CC											
1997-1993			9202	RC12WMPB4	7318	RC12PMPB4	3318	RC12PMC4	318	RC12MC4	.044
NAVAJO											
4.0L V6, 4016CC											
1994			9404	RS14WYPB5	7940	RS14PYPB5	3013	RS14PYC6	13	RS14YC6	.054
1993-1991			9404	RS14WYPB5	7940	RS14PYPB5	3013	RS14PYC6	13	RS14YC6	.054
PROTEGE											
1.5L L4, 1489CC											



Year	Engine VIN	Notes	Iridium		Double Platinum		Platinum Power		Copper Plus		Gap
			Stk #	Plug Type	Stk #	Plug Type	Stk #	Plug Type	Stk #	Plug Type	
MAZDA (cont)											
PROTEGE (cont)											
1.5L L4, 1489CC (cont)											
1998-1995			9201	RC12WYPB4	7071	RC12PYP	3071	RC12PYC	71	RC12YC	.044
1.6L L4, 1589CC											
2001-1999			9202	RC12WMPB4	7318	RC12PMPB4	3318	RC12PMC4	318	RC12MC4	.044
1.8L L4, 1839CC											
2000-1990			9201	RC12WYPB4	7071	RC12PYP	3071	RC12PYC	71	RC12YC	.044
2.0L L4, 2000CC											
2003-2001			9201	RC12WYPB4	7071	RC12PYP	3071	RC12PYC	71	RC12YC	.044
PROTEGE5											
2.0L L4, 2000CC											
2003-2002			9201	RC12WYPB4	7071	RC12PYP	3071	RC12PYC	71	RC12YC	.044
TRIBUTE											
2.0L L4, 1991CC											
2004-2001			9300	RES12WYPB4	7437	RES11PYP5	---	---	---	---	.050
2.3L L4, -CC											
2008			9204	RS12WYPB4	7963	RS12PYPB5	3401	RS10PYC4	401	RS12YC	.050
2006-2005			9204	RS12WYPB4	7963	RS12PYPB5	3401	RS10PYC4	401	RS12YC	.050
2.5L L4, 2488CC											
2011-2009			9901	RE10WYPB5	7437	RES11PYP5	3032	RE10PMC5	---	---	.050
3.0L V6, -CC											
2011-2008			9204	RS12WYPB4	7963	RS12PYPB5	---	---	401	RS12YC	.054
2006			9204	RS12WYPB4	7963	RS12PYPB5	---	---	401	RS12YC	.054
2005			---	---	---	---	---	---	401	RS12YC	.052
2004			9204	RS12WYPB4	7963	RS12PYPB5	---	---	---	---	.054
2004			9204	RS12WYPB4	7963	RS12PYPB5	---	---	401	RS12YC	.054
3.0L V6, 2954CC											
2003-2002			9204	RS12WYPB4	7963	RS12PYPB5	---	---	401	RS12YC	.054
2001			9204	RS12WYPB4	7963	RS12PYPB5	---	---	401	RS12YC	.054
MERCEDES-BENZ											
190D											
2.2L L4, 2197CC											
1985-1984		DIESEL	---	---	---	---	---	---	195 ¹	CH189	
2.5L L5, 2497CC											
1989-1986		DIESEL	---	---	---	---	---	---	195 ¹	CH189	
190E											
2.3L L4, 2299CC											
1993-1991			9204	RS12WYPB4	7963	RS12PYPB5	3401	RS10PYC4	401	RS12YC	.032
1988-1984			9204	RS12WYPB4	7963	RS12PYPB5	3401	RS10PYC4	401	RS12YC	.032
2.6L L6, 2599CC											
1993-1987			9204	RS12WYPB4	7963	RS12PYPB5	3401	RS10PYC4	401	RS12YC	.032
200											
2.0L L4, -CC											
1967		3/4" REACH HEADS	9804	RN8WYPB3	---	---	---	---	---	---	.024
			---	---	---	---	---	---	332	RN7YC	.024
220											
2.2L L4, 2197CC											
1973-1969			9804	RN8WYPB3	7415	RN9PYP	3415	RN9PYC	415	RN9YC	.032
1968			9804	RN8WYPB3	7415	RN9PYP	3415	RN9PYC	415	RN9YC	.024
230											
2.3L L4, 2307CC											
1974			9804	RN8WYPB3	7415	RN9PYP	3415	RN9PYC	415	RN9YC	.032
2.3L L6, 2306CC											
1969			9804	RN8WYPB3	7415	RN9PYP	3415	RN9PYC	415	RN9YC	.032
1968			9804	RN8WYPB3	7415	RN9PYP	3415	RN9PYC	415	RN9YC	.024
1967			9804	RN8WYPB3	---	---	---	---	332	RN7YC	.024

¹Electrical overload voids warranty



Year	Engine	Notes	CHAMPION Iridium		Double Platinum		Platinum Power		Copper Plus		Gap
	VIN		Stk #	Plug Type	Stk #	Plug Type	Stk #	Plug Type	Stk #	Plug Type	
MERCEDES-BENZ (cont)											
230S											
2.3L L6, 2306CC											
1967			9804	RN8WYPB3	---	---	---	---	332	RN7YC	.024
240D											
2.4L L4, 2404CC											
1983-1981		DIESEL	---	---	---	---	---	---	195 ¹	CH189	
250											
2.5L L6, 2496CC											
1970-1968			9804	RN8WYPB3	7415	RN9PYP	3415	RN9PYC	415	RN9YC	.032
2.8L L6, 2778CC											
1972-1971			9804	RN8WYPB3	7415	RN9PYP	3415	RN9PYC	415	RN9YC	.032
250C											
2.8L L6, 2778CC											
1972			9804	RN8WYPB3	7415	RN9PYP	3415	RN9PYC	415	RN9YC	.028
1971-1970			9804	RN8WYPB3	7415	RN9PYP	3415	RN9PYC	415	RN9YC	.024
250S											
2.5L L6, 2496CC											
1967			9804	RN8WYPB3	---	---	---	---	332	RN7YC	.024
250SE											
2.5L L6, 2496CC											
1967			---	---	---	---	---	---	315	N6YC	.020
			9804	RN8WYPB3	---	---	---	---	332	RN7YC	.024
260E											
2.6L L6, 2599CC											
1989-1987			9204	RS12WYPB4	7963	RS12PYPB5	3401	RS10PYC4	401	RS12YC	.032
280											
2.8L L6, 2746CC											
1976-1973			---	---	---	---	3322	RN14PMC3	302	N11YC	.028
280C											
2.8L L6, 2746CC											
1976-1973			---	---	---	---	3322	RN14PMC3	302	N11YC	.028
280CE											
2.8L L6, 2746CC											
1980-1978			---	---	---	---	3322	RN14PMC3	302	N11YC	.032
2.8L L6, 2778CC											
1981			---	---	---	---	3322	RN14PMC3	302	N11YC	.032
280E											
2.8L L6, 2746CC											
1980-1977			---	---	---	---	3322	RN14PMC3	302	N11YC	.032
2.8L L6, 2778CC											
1981			---	---	---	---	3322	RN14PMC3	302	N11YC	.032
280S											
2.8L L6, 2746CC											
1976-1975			---	---	---	---	3322	RN14PMC3	302	N11YC	.028
2.8L L6, 2778CC											
1971-1968			9804	RN8WYPB3	7415	RN9PYP	3415	RN9PYC	415	RN9YC	.024
280SE											
2.8L L6, 2746CC											
1980-1977			---	---	---	---	3322	RN14PMC3	302	N11YC	.032
2.8L L6, 2778CC											
1972			9804	RN8WYPB3	7415	RN9PYP	3415	RN9PYC	415	RN9YC	.028
1971-1968			9804	RN8WYPB3	7415	RN9PYP	3415	RN9PYC	415	RN9YC	.024
3.5L V8, 3504CC											
1970			9804	RN8WYPB3	7415	RN9PYP	3415	RN9PYC	415	RN9YC	.024
4.5L V8, 4520CC											
1973-1972			9804	RN8WYPB3	7415	RN9PYP	3415	RN9PYC	415	RN9YC	.028

¹Electrical overload voids warranty



Year	Engine VIN	Notes	Iridium		Double Platinum		Platinum Power		Copper Plus		Gap
			Stk #	Plug Type	Stk #	Plug Type	Stk #	Plug Type	Stk #	Plug Type	
MERCEDES-BENZ (cont)											
280SEL											
2.8L L6, 2778CC											
1971-1968			9804	RN8WYPB3	7415	RN9PYP	3415	RN9PYC	415	RN9YC	.024
4.5L V8, 4520CC											
1973-1972			9804	RN8WYPB3	7415	RN9PYP	3415	RN9PYC	415	RN9YC	.028
280SL											
2.8L L6, 2778CC											
1971-1969			9804	RN8WYPB3	7415	RN9PYP	3415	RN9PYC	415	RN9YC	.024
300CD											
3.0L L5, 2998CC											
1985-1983		DIESEL	---	---	---	---	---	---	195 ¹	CH189	
3.0L L5, 3005CC											
1982-1981		DIESEL	---	---	---	---	---	---	195 ¹	CH189	
300CE											
3.0L L6, 2962CC											
1992-1989			9201	RC12WYPB4	7070	RC11PYPB4	3071	RC12PYC	71	RC12YC	.032
1988			9204	RS12WYPB4	7963	RS12PYPB5	3401	RS10PYC4	401	RS12YC	.032
3.2L L6, 3199CC											
1993			9201	RC12WYPB4	7070	RC11PYPB4	3071	RC12PYC	71	RC12YC	.032
300D											
3.0L L5, 2998CC											
1985-1983		DIESEL	---	---	---	---	---	---	195 ¹	CH189	
3.0L L5, 3005CC											
1982-1981		DIESEL	---	---	---	---	---	---	195 ¹	CH189	
3.0L L6, 2998CC											
1987		DIESEL	---	---	---	---	---	---	195 ¹	CH189	
300E											
2.6L L6, 2599CC											
1992-1990			9204	RS12WYPB4	7963	RS12PYPB5	3401	RS10PYC4	401	RS12YC	.032
2.8L L6, 2799CC											
1993			9204	RS12WYPB4	7963	RS12PYPB5	3401	RS10PYC4	401	RS12YC	.032
3.0L L6, 2962CC											
1993-1992			9201	RC12WYPB4	7070	RC11PYPB4	3071	RC12PYC	71	RC12YC	.032
1991-1986			9204	RS12WYPB4	7963	RS12PYPB5	3401	RS10PYC4	401	RS12YC	.032
3.2L L6, 3199CC											
1993			9201	RC12WYPB4	7070	RC11PYPB4	3071	RC12PYC	71	RC12YC	.032
300SD											
3.0L L5, 2998CC											
1985-1983		DIESEL	---	---	---	---	---	---	195 ¹	CH189	
3.0L L5, 3005CC											
1982-1981		DIESEL	---	---	---	---	---	---	195 ¹	CH189	
1980-1978		DIESEL	---	---	---	---	---	---	163 ¹	CH63	
300SDL											
3.0L L6, 2998CC											
1987-1986		DIESEL	---	---	---	---	---	---	195 ¹	CH189	
300SE											
3.0L L6, 2962CC											
1991-1988			9204	RS12WYPB4	7963	RS12PYPB5	3401	RS10PYC4	401	RS12YC	.032
3.2L L6, 3199CC											
1993-1992			9201	RC12WYPB4	7070	RC11PYPB4	3071	RC12PYC	71	RC12YC	.032
300SEL											
2.8L L6, 2778CC											
1969-1968			9804	RN8WYPB3	7415	RN9PYP	3415	RN9PYC	415	RN9YC	.024
3.0L L6, 2962CC											
1991-1988			9204	RS12WYPB4	7963	RS12PYPB5	3401	RS10PYC4	401	RS12YC	.032
3.5L V8, 3504CC											
1971-1970			9804	RN8WYPB3	7415	RN9PYP	3415	RN9PYC	415	RN9YC	.024

¹Electrical overload voids warranty



Year	Engine	Notes	Iridium		Double Platinum		Platinum Power		Copper Plus		Gap
	VIN		Stk #	Plug Type	Stk #	Plug Type	Stk #	Plug Type	Stk #	Plug Type	
MERCEDES-BENZ (cont)											
300SEL											
4.5L V8, 4520CC											
1973-1972			9804	RN8WYPB3	7415	RN9PYP	3415	RN9PYC	415	RN9YC	.028
6.3L V8, 6329CC											
1971-1970			---	---	---	---	3322	RN14PMC3	302	N11YC	.028
300SL											
3.0L L6, 2962CC											
1993-1990			9201	RC12WYPB4	7070	RC11PYPB4	3071	RC12PYC	71	RC12YC	.032
300TD											
3.0L L5, 2998CC											
1985-1983		DIESEL	---	---	---	---	---	---	195 ¹	CH189	
3.0L L5, 3005CC											
1982-1981		DIESEL	---	---	---	---	---	---	195 ¹	CH189	
3.0L L6, 2998CC											
1987		DIESEL	---	---	---	---	---	---	195 ¹	CH189	
300TE											
3.0L L6, 2962CC											
1993			9201	RC12WYPB4	7070	RC11PYPB4	3071	RC12PYC	71	RC12YC	.032
1992-1988			9204	RS12WYPB4	7963	RS12PYPB5	3401	RS10PYC4	401	RS12YC	.032
3.2L L6, 3199CC											
1993			9201	RC12WYPB4	7070	RC11PYPB4	3071	RC12PYC	71	RC12YC	.032
350SL											
4.5L V8, 4520CC											
1972			9804	RN8WYPB3	7415	RN9PYP	3415	RN9PYC	415	RN9YC	.028
380SE											
3.8L V8, 3839CC											
1985-1984			---	---	---	---	3322	RN14PMC3	302	N11YC	.032
380SEC											
3.8L V8, 3839CC											
1983-1982			---	---	---	---	3322	RN14PMC3	302	N11YC	.032
380SEL											
3.8L V8, 3839CC											
1983-1981			---	---	---	---	3322	RN14PMC3	302	N11YC	.032
380SL											
3.8L V8, 3839CC											
1985-1981			---	---	---	---	3322	RN14PMC3	302	N11YC	.032
380SLC											
3.8L V8, 3839CC											
1981			---	---	---	---	3322	RN14PMC3	302	N11YC	.032
400E											
4.2L V8, 4196CC											
1993			9201	RC12WYPB4	7070	RC11PYPB4	3071	RC12PYC	71	RC12YC	.032
1992			9001	RC10WYPB4	7546	RC10PYPB4	3344	RC9PYC	344	RC9YC	.032
400SE											
4.2L V8, 4196CC											
1992			9001	RC10WYPB4	7546	RC10PYPB4	3344	RC9PYC	344	RC9YC	.032
400SEL											
4.2L V8, 4196CC											
1993			9201	RC12WYPB4	7070	RC11PYPB4	3071	RC12PYC	71	RC12YC	.032
420SEL											
4.2L V8, 4196CC											
1991-1986			---	---	---	---	3322	RN14PMC3	302	N11YC	.032
450SE											
4.5L V8, 4520CC											
1976-1975			---	---	---	---	3322	RN14PMC3	302	N11YC	.028
1974-1973			9804	RN8WYPB3	7415	RN9PYP	3415	RN9PYC	415	RN9YC	.028

¹Electrical overload voids warranty



Year	Engine VIN	Notes	Iridium		Double Platinum		Platinum Power		Copper Plus		Gap
			Stk #	Plug Type	Stk #	Plug Type	Stk #	Plug Type	Stk #	Plug Type	
MERCEDES-BENZ (cont)											
450SEL											
4.5L V8, 4520CC											
1980-1978			---	---	---	---	3322	RN14PMC3	302	N11YC	.032
1977-1975			---	---	---	---	3322	RN14PMC3	302	N11YC	.028
1974-1973			9804	RN8WYPB3	7415	RN9PYP	3415	RN9PYC	415	RN9YC	.028
6.8L V8, 6835CC											
1979-1978			---	---	---	---	3322	RN14PMC3	302	N11YC	.032
1977			---	---	---	---	3322	RN14PMC3	302	N11YC	.028
450SL											
4.5L V8, 4520CC											
1980-1978			---	---	---	---	3322	RN14PMC3	302	N11YC	.032
1977-1975			---	---	---	---	3322	RN14PMC3	302	N11YC	.028
1974-1973			9804	RN8WYPB3	7415	RN9PYP	3415	RN9PYC	415	RN9YC	.028
450SLC											
4.5L V8, 4520CC											
1980-1978			---	---	---	---	3322	RN14PMC3	302	N11YC	.032
1977-1975			---	---	---	---	3322	RN14PMC3	302	N11YC	.028
1974-1973			9804	RN8WYPB3	7415	RN9PYP	3415	RN9PYC	415	RN9YC	.028
500E											
5.0L V8, 4973CC											
1993-1992			9201	RC12WYPB4	7070	RC11PYPB4	3071	RC12PYC	71	RC12YC	.032
500SEC											
5.0L V8, 4973CC											
1993			9201	RC12WYPB4	7070	RC11PYPB4	3071	RC12PYC	71	RC12YC	.032
1985-1984			---	---	---	---	3322	RN14PMC3	302	N11YC	.032
500SEL											
5.0L V8, 4973CC											
1993-1992			9201	RC12WYPB4	7070	RC11PYPB4	3071	RC12PYC	71	RC12YC	.032
1985-1984			---	---	---	---	3322	RN14PMC3	302	N11YC	.032
500SL											
5.0L V8, 4973CC											
1993-1990			9201	RC12WYPB4	7070	RC11PYPB4	3071	RC12PYC	71	RC12YC	.032
560SEC											
5.6L V8, 5547CC											
1991-1986			---	---	---	---	3322	RN14PMC3	302	N11YC	.032
560SEL											
5.6L V8, 5547CC											
1991-1986			---	---	---	---	3322	RN14PMC3	302	N11YC	.032
560SL											
5.6L V8, 5547CC											
1989-1986			---	---	---	---	3322	RN14PMC3	302	N11YC	.032
600											
6.3L V8, 6329CC											
1972			---	---	---	---	3322	RN14PMC3	302	N11YC	.028
1971-1967			---	---	---	---	3322	RN14PMC3	302	N11YC	.024
600SEC											
6.0L V12, 5987CC											
1993			9201	RC12WYPB4	7070	RC11PYPB4	3071	RC12PYC	71	RC12YC	.032
600SEL											
6.0L V12, 5987CC											
1993-1992			9201	RC12WYPB4	7070	RC11PYPB4	3071	RC12PYC	71	RC12YC	.032
600SL											
6.0L V12, 5987CC											
1993			9201	RC12WYPB4	7070	RC11PYPB4	3071	RC12PYC	71	RC12YC	.032
C220											
2.2L L4, 2199CC											



Year	Engine		Notes	Iridium		Double Platinum		Platinum Power		Copper Plus		Gap
	VIN			Stk #	Plug Type	Stk #	Plug Type	Stk #	Plug Type	Stk #	Plug Type	
MERCEDES-BENZ (cont)												
C220 (cont)												
2.2L L4, 2199CC (cont)												
1996-1994				9201	RC12WYPB4	7070	RC11PYPB4	3071	RC12PYC	71	RC12YC	.032
C230												
1.8L L4, 1796CC												
2005-2003				9006	REC10WYPB4	7975	REC10PYPB4	---	---	975	REC10YC4	.032
2.3L L4, 2295CC												
2002				9002	RC10WMPB4	7002	RC10PMPB4	---	---	434	RC9MC4	.040
2000-1997				9201	RC12WYPB4	7070	RC11PYPB4	3071	RC12PYC	71	RC12YC	.032
2.5L V6, 2496CC												
2009-2006				9408	RER8WYCB4	7019	KER8PYPB	---	---	445	RER8MC	.032
C240												
2.6L V6, 2597CC												
2005	112.912	2 PLUGS/CYLINDER		9201	RC12WYPB4	7070	RC11PYPB4	3071	RC12PYC	71	RC12YC	.040
2004-2003	112.912	2 PLUGS/CYLINDER		9201	RC12WYPB4	7070	RC11PYPB4	3071	RC12PYC	71	RC12YC	.040
2002		2 PLUGS/CYLINDER		9201	RC12WYPB4	7070	RC11PYPB4	3071	RC12PYC	71	RC12YC	.040
2001		2 PLUGS/CYLINDER		9201	RC12WYPB4	7070	RC11PYPB4	3071	RC12PYC	71	RC12YC	.040
C250												
1.8L L4, 1796CC												
2014-2012				9408	RER8WYCB4	---	---	---	---	---	---	.035
2.5L V6, 2496CC												
2012				---	---	---	---	---	---	445	RER8MC	.035
C280												
2.8L L6, 2799CC												
1997-1994				9201	RC12WYPB4	7070	RC11PYPB4	3071	RC12PYC	71	RC12YC	.032
2.8L V6, 2799CC												
2000-1998		2 PLUGS/CYLINDER		9201	RC12WYPB4	7070	RC11PYPB4	3071	RC12PYC	71	RC12YC	.032
3.0L V6, 2996CC												
2007-2006				9408	RER8WYCB4	7019	KER8PYPB	---	---	445	RER8MC	.032
C300												
3.0L V6, 2996CC												
2012-2008				9408	RER8WYCB4	7019	KER8PYPB	---	---	---	---	.032
3.5L V6, 3498CC												
2014-2013				9412	REA9WYPB4	---	---	---	---	---	---	.032
C32 AMG												
3.2L V6, 3199CC												
2004-2002		Low-Ohm Plug Req/Dual Plug		9805 ³	KC8WYPB4	7548 ³	KC10PYPB4	---	---	---	---	.040
C320												
3.2L V6, 3199CC												
2005-2002		2 PLUGS/CYLINDER		9201	RC12WYPB4	7070	RC11PYPB4	3071	RC12PYC	71	RC12YC	.040
2001		2 PLUGS/CYLINDER		9201	RC12WYPB4	7070	RC11PYPB4	3071	RC12PYC	71	RC12YC	.040
C350												
3.5L V6, 3498CC												
2014-2012				9412	REA9WYPB4	---	---	---	---	---	---	.032
2011-2006				9408	RER8WYCB4	7019	KER8PYPB	---	---	445	RER8MC	.032
C36 AMG												
3.6L L6, 3606CC												
1997-1995				9201	RC12WYPB4	7070	RC11PYPB4	3071	RC12PYC	71	RC12YC	.032
C43 AMG												
4.3L V8, 4266CC												
2000-1998				9201	RC12WYPB4	7070	RC11PYPB4	3071	RC12PYC	71	RC12YC	.032
C55 AMG												
5.5L V8, 5439CC												
2006-2005				9002	RC10WMPB4	7002	RC10PMPB4	---	---	434	RC9MC4	.040
C63 AMG												
6.3L V8, 6208CC												

³Low-Ohm Design



Year	Engine VIN	Notes	Iridium		Double Platinum		Platinum Power		Copper Plus		Gap
			Stk #	Plug Type	Stk #	Plug Type	Stk #	Plug Type	Stk #	Plug Type	
MERCEDES-BENZ (cont)											
C63 AMG (cont)											
6.3L V8, 6208CC (cont)											
2014-2008			---	---	---	---	---	---	445	RER8MC	.040
CL500											
5.0L V8, 4966CC											
2006		2 PLUGS/CYLINDER	9202	RC12WMPB4	7318	RC12PMPB4	3318	RC12PMC4	318	RC12MC4	.040
5.0L V8, 4973CC											
2005-2000		2 PLUGS/CYLINDER	9202	RC12WMPB4	7318	RC12PMPB4	3318	RC12PMC4	318	RC12MC4	.040
1999			9202	RC12WMPB4	7318	RC12PMPB4	3318	RC12PMC4	318	RC12MC4	.040
1998			9202	RC12WMPB4	7318	RC12PMPB4	3318	RC12PMC4	318	RC12MC4	.032
CL55 AMG											
5.5L V8, 5439CC											
2006-2005			9006	REC10WYPB4	7975	REC10PYPB4	---	---	975	REC10YC4	.039
2004			9006	REC10WYPB4	7975	REC10PYPB4	---	---	975	REC10YC4	.040
2003			9006	REC10WYPB4	7975	REC10PYPB4	---	---	975	REC10YC4	.044
2002			9201	RC12WYPB4	7070	RC11PYPB4	3071	RC12PYC	71	RC12YC	.032
2001			9201	RC12WYPB4	7070	RC11PYPB4	3071	RC12PYC	71	RC12YC	.032
CL550											
4.6L V8, 4663CC											
2014-2011			9408	RER8WYCB4	7019	KER8PYPB	---	---	445	RER8MC	.044
5.5L V8, 5461CC											
2010-2007			9408	RER8WYCB4	---	---	---	---	---	---	.032
CL600											
5.5L V12, 5513CC											
2013-2005			9013	RC10WMB3	---	---	---	---	434	RC9MC4	.032
2004			9013	RC10WMB3	---	---	---	---	434	RC9MC4	.044
2003			9013	RC10WMB3	---	---	---	---	434	RC9MC4	.032
5.8L V12, 5786CC											
2002-2001			9202	RC12WMPB4	7318	RC12PMPB4	3318	RC12PMC4	439	RC12MCC4	.039
6.0L V12, 5987CC											
1999-1998			9201	RC12WYPB4	7070	RC11PYPB4	3071	RC12PYC	71	RC12YC	.032
CL63 AMG											
5.5L V8, 5461CC											
2014-2011			9023	RER10WMPB4	---	---	---	---	---	---	.040
6.3L V8, 6208CC											
2010-2008			---	---	---	---	---	---	445	RER8MC	.040
CL65 AMG											
6.0L V12, 5980CC											
2014-2008			9013	RC10WMB3	7002	RC10PMPB4	---	---	434	RC9MC4	.032
2006-2005			9013	RC10WMB3	7002	RC10PMPB4	3344	RC9PYC	434	RC9MC4	.032
CLK320											
3.2L V6, 3199CC											
2005-2003		2 PLUGS/CYLINDER	9201	RC12WYPB4	7070	RC11PYPB4	3071	RC12PYC	71	RC12YC	.040
2002		2 PLUGS/CYLINDER	9201	RC12WYPB4	7070	RC11PYPB4	3071	RC12PYC	71	RC12YC	.032
2001		2 PLUGS/CYLINDER	9201	RC12WYPB4	7070	RC11PYPB4	3071	RC12PYC	71	RC12YC	.032
2000-1998		2 PLUGS/CYLINDER	9201	RC12WYPB4	7070	RC11PYPB4	3071	RC12PYC	71	RC12YC	.032
CLK350											
3.5L V6, 3498CC											
2009-2006			9408	RER8WYCB4	7019	KER8PYPB	---	---	---	---	.032
CLK430											
4.3L V8, 4266CC											
2003			9201	RC12WYPB4	7070	RC11PYPB4	3071	RC12PYC	71	RC12YC	.040
2002			9201	RC12WYPB4	7070	RC11PYPB4	3071	RC12PYC	71	RC12YC	.032
2001-1999			9201	RC12WYPB4	7070	RC11PYPB4	3071	RC12PYC	71	RC12YC	.032
CLK500											
5.0L V8, 4966CC											
2006			9202	RC12WMPB4	7318	RC12PMPB4	3318	RC12PMC4	318	RC12MC4	.040



Year	Engine	Notes	CHAMPION	Iridium	Double Platinum	Platinum Power	Copper Plus			Gap	
	VIN		Stk #	Plug Type	Stk #	Plug Type	Stk #	Plug Type	Stk #		Plug Type
MERCEDES-BENZ (cont)											
CLK500											
5.0L V8, 4973CC											
2005-2003			9202	RC12WMPB4	7318	RC12PMPB4	3318	RC12PMC4	318	RC12MC4	.040
CLK55 AMG											
5.5L V8, 5439CC											
2006-2003			9002	RC10WMPB4	7002	RC10PMPB4	3344	RC9PYC	434	RC9MC4	.040
2002-2001			9202	RC12WMPB4	7318	RC12PMPB4	3318	RC12PMC4	318	RC12MC4	.039
CLK550											
5.5L V8, 5461CC											
2009-2007			9408	RER8WYCB4	---	---	---	---	---	---	.032
CLK63 AMG											
6.3L V8, 6208CC											
2009-2007			---	---	---	---	---	---	445	RER8MC	.040
CLS500											
5.0L V8, 4966CC											
2006			9202	RC12WMPB4	7318	RC12PMPB4	3318	RC12PMC4	318	RC12MC4	.039
CLS55 AMG											
5.5L V8, 5439CC											
2006			9006	REC10WYPB4	7975	REC10PYPB4	---	---	975	REC10YC4	.039
CLS550											
4.6L V8, 4663CC											
2015-2012			9412	REA9WYPB4	---	---	---	---	---	---	.044
5.5L V8, 5461CC											
2011-2007			9408	RER8WYCB4	---	---	---	---	---	---	.032
CLS63 AMG											
5.5L V8, 5461CC											
2015-2012			9023	RER10WMPB4	---	---	---	---	---	---	.040
6.3L V8, 6208CC											
2011-2007			---	---	---	---	---	---	445	RER8MC	.040
CLS63 AMG S											
5.5L V8, 5461CC											
2015-2014			9023	RER10WMPB4	---	---	---	---	---	---	.040
E280											
3.0L V6, 2996CC											
2007			9408	RER8WYCB4	---	---	---	---	---	---	.032
E300											
3.0L V6, 2996CC											
2009-2008			9408	RER8WYCB4	---	---	---	---	---	---	.032
E320											
3.2L L6, 3199CC											
1997-1994			9201	RC12WYPB4	7070	RC11PYPB4	3071	RC12PYC	71	RC12YC	.032
3.2L L6, 3222CC											
2006-2005			---	---	---	---	---	---	193 ¹	CH218	
3.2L V6, 3199CC											
2005-1998		2 PLUGS/CYLINDER	9201	RC12WYPB4	7070	RC11PYPB4	3071	RC12PYC	71	RC12YC	.039
E350											
3.5L V6, 3498CC											
2015-2012			9412	REA9WYPB4	---	---	---	---	---	---	.032
2011-2006			9408	RER8WYCB4	7019	KER8PYPB	---	---	445	RER8MC	.032
E400											
3.5L V6, 3498CC											
2015-2013			9412	REA9WYPB4	---	---	---	---	---	---	.032
E420											
4.2L V8, 4196CC											
1997			9201	RC12WYPB4	7070	RC11PYPB4	3071	RC12PYC	71	RC12YC	.032
1995-1994			9201	RC12WYPB4	7070	RC11PYPB4	3071	RC12PYC	71	RC12YC	.032

¹Electrical overload voids warranty

**AUTOMOBILES, VANS, TRUCKS**VOITURES, FOURGONNETTES ET CAMIONS
AUTOMÓVILES, FURGONETAS, CAMIONES

Year	Engine VIN	Notes	Iridium		Double Platinum		Platinum Power		Copper Plus		Gap
			Stk #	Plug Type	Stk #	Plug Type	Stk #	Plug Type	Stk #	Plug Type	
MERCEDES-BENZ (cont)											
E430											
4.3L V8, 4266CC											
2002			9201	RC12WYPB4	7070	RC11PYPB4	3071	RC12PYC	71	RC12YC	.032
2001-1998			9201	RC12WYPB4	7070	RC11PYPB4	3071	RC12PYC	71	RC12YC	.032
E500											
5.0L V8, 4966CC											
2006			---	---	---	---	---	---	318	RC12MC4	.040
			9202	RC12WMPB4	7318	RC12PMPB4	3318	RC12PMC4	---	---	.040
2004	113.969		---	---	---	---	---	---	439	RC12MCC4	.032
5.0L V8, 4973CC											
2005-2003			---	---	---	---	---	---	318	RC12MC4	.040
			9202	RC12WMPB4	7318	RC12PMPB4	3318	RC12PMC4	---	---	.040
1994			9201	RC12WYPB4	7070	RC11PYPB4	3071	RC12PYC	71	RC12YC	.032
E55 AMG											
5.5L V8, 5439CC											
2005-2003			9006	REC10WYPB4	7975	REC10PYPB4	---	---	975	REC10YC4	.039
2002			9202	RC12WMPB4	7318	RC12PMPB4	3318	RC12PMC4	318	RC12MC4	.039
2001-1999			9202	RC12WMPB4	7318	RC12PMPB4	3318	RC12PMC4	318	RC12MC4	.039
E550											
4.6L V8, 4663CC											
2014-2012			9412	REA9WYPB4	---	---	---	---	---	---	.044
5.5L V8, 5461CC											
2011-2007			9408	RER8WYCB4	---	---	---	---	---	---	.032
E63 AMG											
5.5L V8, 5461CC											
2015-2012			9023	RER10WMPB4	---	---	---	---	---	---	.040
6.3L V8, 6208CC											
2011-2007			---	---	---	---	---	---	445	RER8MC	.040
G500											
5.0L V8, 4966CC											
2008-2006			9201	RC12WYPB4	7070	RC11PYPB4	3071	RC12PYC	71	RC12YC	.040
2004-2002			9201	RC12WYPB4	7070	RC11PYPB4	3071	RC12PYC	71	RC12YC	.040
5.0L V8, 4973CC											
2005			9201	RC12WYPB4	7070	RC11PYPB4	3071	RC12PYC	71	RC12YC	.040
G55 AMG											
5.5L V8, 5439CC											
2011-2006			9006	REC10WYPB4	7975	REC10PYPB4	---	---	975	REC10YC4	.032
2005			9006	REC10WYPB4	7975	REC10PYPB4	---	---	975	REC10YC4	.039
2004-2003			9201	RC12WYPB4	7070	RC11PYPB4	3071	RC12PYC	71	RC12YC	.040
G550											
5.5L V8, 5461CC											
2015-2009			9408	RER8WYCB4	7019	KER8PYPB	---	---	---	---	.032
GL450											
4.6L V8, 4663CC											
2014-2013			9412	REA9WYPB4	---	---	---	---	---	---	.044
2012-2008			9408	RER8WYCB4	---	---	---	---	---	---	.032
2007			9408	RER8WYCB4	---	---	---	---	---	---	.032
GL550											
4.6L V8, 4663CC											
2015-2013			9412	REA9WYPB4	---	---	---	---	---	---	.044
5.5L V8, 5461CC											
2012-2008			9408	RER8WYCB4	---	---	---	---	---	---	.032
GL63 AMG											
5.5L V8, 5461CC											
2015-2013			9023	RER10WMPB4	---	---	---	---	---	---	.040
GLK350											
3.5L V6, 3498CC											



Year	Engine	Notes	CHAMPION Iridium		Double Platinum		Platinum Power		Copper Plus		Gap
	VIN		Stk #	Plug Type	Stk #	Plug Type	Stk #	Plug Type	Stk #	Plug Type	
MERCEDES-BENZ (cont)											
GLK350 (cont)											
3.5L V6, 3498CC (cont)											
2015-2013			9412	REA9WYPB4	---	---	---	---	---	---	.044
2012-2010			9408	RER8WYCB4	7019	KER8PYPB	---	---	---	---	.032
ML320											
3.2L V6, 3199CC											
2003-2002		2 PLUGS/CYLINDER	9201	RC12WYPB4	7070	RC11PYPB4	3071	RC12PYC	71	RC12YC	.040
2001-1999		2 PLUGS/CYLINDER	9201	RC12WYPB4	7070	RC11PYPB4	3071	RC12PYC	71	RC12YC	.032
1998		2 PLUGS/CYLINDER	9201	RC12WYPB4	7070	RC11PYPB4	3071	RC12PYC	71	RC12YC	.032
ML350											
3.5L V6, 3498CC											
2015-2012			9412	REA9WYPB4	---	---	---	---	---	---	.044
2011-2006			9408	RER8WYCB4	7019	KER8PYPB	---	---	---	---	.032
3.7L V6, 3699CC											
2005-2003		2 PLUGS/CYLINDER	9201	RC12WYPB4	7070	RC11PYPB4	3071	RC12PYC	71	RC12YC	.040
ML430											
4.3L V8, 4266CC											
2001-1999			9201	RC12WYPB4	7070	RC11PYPB4	3071	RC12PYC	71	RC12YC	.032
ML450											
3.5L V6, 3498CC											
2011-2010			9408	RER8WYCB4	7019	KER8PYPB	---	---	---	---	.032
ML500											
5.0L V8, 4966CC											
2006		2 PLUGS/CYLINDER	9201	RC12WYPB4	---	---	---	---	---	---	.032
5.0L V8, 4973CC											
2007			9201	RC12WYPB4	7070	RC11PYPB4	3071	RC12PYC	71	RC12YC	.044
2005		2 PLUGS/CYLINDER	9201	RC12WYPB4	---	---	---	---	---	---	.032
2004-2002			9201	RC12WYPB4	7070	RC11PYPB4	3071	RC12PYC	71	RC12YC	.040
ML55 AMG											
5.5L V8, 5439CC											
2003-2002			9201	RC12WYPB4	7070	RC11PYPB4	3071	RC12PYC	71	RC12YC	.039
2001-2000			9201	RC12WYPB4	7070	RC11PYPB4	3071	RC12PYC	71	RC12YC	.039
ML550											
4.6L V8, 4663CC											
2015			---	---	---	---	---	---	991	REA8MCX	.044
2014-2012			9412	REA9WYPB4	---	---	---	---	991	REA8MCX	.044
5.5L V8, 5461CC											
2011-2008			9408	RER8WYCB4	---	---	---	---	445	RER8MC	.032
ML63 AMG											
5.5L V8, 5461CC											
2015-2012			9412	REA9WYPB4	---	---	---	---	990	REA6MC	.040
6.3L V8, 6208CC											
2011-2008			9412	REA9WYPB4	---	---	---	---	990	REA6MC	.040
R350											
3.5L V6, 3498CC											
2013-2012			9412	REA9WYPB4	---	---	---	---	991	REA8MCX	.032
2011-2006			9408	RER8WYCB4	7019	KER8PYPB	---	---	445	RER8MC	.032
R500											
5.0L V8, 4966CC											
2006			9202	RC12WMPB4	7318	RC12PMPB4	3318	RC12PMC4	318	RC12MC4	.040
5.0L V8, 4973CC											
2007			9202	RC12WMPB4	7318	RC12PMPB4	3318	RC12PMC4	318	RC12MC4	.040
S320											
3.2L L6, 3199CC											
1999			9201	RC12WYPB4	7070	RC11PYPB4	3071	RC12PYC	71	RC12YC	.032
1998-1994			9201	RC12WYPB4	7070	RC11PYPB4	3071	RC12PYC	71	RC12YC	.032



Year	Engine VIN	Notes	CHAMPION Iridium		Double Platinum		Platinum Power		Copper Plus		Gap
			Stk #	Plug Type	Stk #	Plug Type	Stk #	Plug Type	Stk #	Plug Type	
MERCEDES-BENZ (cont)											
S350											
3.7L V6, 3724CC											
2006			9408	RER8WYCB4	7019	KER8PYPB	---	---	445	RER8MC	.032
S400											
3.5L V6, 3498CC											
2013-2010			9408	RER8WYCB4	7019	KER8PYPB	---	---	445	RER8MC	.032
S420											
4.2L V8, 4196CC											
1999-1994			9201	RC12WYPB4	7070	RC11PYPB4	3071	RC12PYC	71	RC12YC	.032
S430											
4.3L V8, 4266CC											
2006			9202	RC12WMPB4	7318	RC12PMPB4	3318	RC12PMC4	318	RC12MC4	.039
2005-2004			9202	RC12WMPB4	7318	RC12PMPB4	3318	RC12PMC4	318	RC12MC4	.044
2003-2001			9202	RC12WMPB4	7318	RC12PMPB4	3318	RC12PMC4	318	RC12MC4	.039
2000			9201	RC12WYPB4	7070	RC11PYPB4	3071	RC12PYC	71	RC12YC	.039
S500											
5.0L V8, 4966CC											
2006			9202	RC12WMPB4	7318	RC12PMPB4	3318	RC12PMC4	318	RC12MC4	.044
2005			9202	RC12WMPB4	7318	RC12PMPB4	3318	RC12PMC4	318	RC12MC4	.039
2004			9202	RC12WMPB4	7318	RC12PMPB4	3318	RC12PMC4	318	RC12MC4	.044
2003-2000			9202	RC12WMPB4	7318	RC12PMPB4	3318	RC12PMC4	318	RC12MC4	.040
5.0L V8, 4973CC											
1999			9201	RC12WYPB4	7070	RC11PYPB4	3071	RC12PYC	71	RC12YC	.032
1998-1994			9201	RC12WYPB4	7070	RC11PYPB4	3071	RC12PYC	71	RC12YC	.032
S55 AMG											
5.5L V8, 5439CC											
2006-2005			9006	REC10WYPB4	7975	REC10PYPB4	---	---	975	REC10YC4	.039
2004			9006	REC10WYPB4	7975	REC10PYPB4	---	---	975	REC10YC4	.040
2003			9006	REC10WYPB4	7975	REC10PYPB4	---	---	975	REC10YC4	.032
2002-2001			9202	RC12WMPB4	7318	RC12PMPB4	3318	RC12PMC4	---	---	.039
S550											
4.6L V8, 4663CC											
2015-2012			9412	REA9WYPB4	---	---	---	---	---	---	.044
5.5L V8, 5461CC											
2011-2007			9408	RER8WYCB4	7019	KER8PYPB	---	---	---	---	.032
S600											
5.5L V12, 5513CC											
2013			9013	RC10WMB3	7002	RC10PMPB4	---	---	434	RC9MC4	.044
2012-2005			9013	RC10WMB3	7002	RC10PMPB4	---	---	434	RC9MC4	.032
2004			9013	RC10WMB3	7002	RC10PMPB4	---	---	434	RC9MC4	.044
2003			9013	RC10WMB3	7002	RC10PMPB4	---	---	---	---	.032
5.8L V12, 5786CC											
2002			9002	RC10WMPB4	7002	RC10PMPB4	---	---	434	RC9MC4	.040
2001			9202	RC12WMPB4	7318	RC12PMPB4	3318	RC12PMC4	439	RC12MCC4	.039
6.0L V12, 5987CC											
1999-1994			9201	RC12WYPB4	7070	RC11PYPB4	3071	RC12PYC	71	RC12YC	.032
S63 AMG											
5.5L V8, 5461CC											
2015-2011			9412	REA9WYPB4	---	---	---	---	990	REA6MC	.044
6.3L V8, 6208CC											
2010-2008			9409	RER8WMB	---	---	---	---	445	RER8MC	.040
S65 AMG											
6.0L V12, 5980CC											
2013-2006			9013	RC10WMB3	7002	RC10PMPB4	---	---	434	RC9MC4	.032
SL320											
3.2L L6, 3199CC											
1997-1994			9201	RC12WYPB4	7070	RC11PYPB4	3071	RC12PYC	71	RC12YC	.032



Year	Engine	Notes	Iridium		Double Platinum		Platinum Power		Copper Plus		Gap
	VIN		Stk #	Plug Type	Stk #	Plug Type	Stk #	Plug Type	Stk #	Plug Type	
MERCEDES-BENZ (cont)											
SL500											
5.0L V8, 4966CC											
2006		2 PLUGS/CYLINDER	9202	RC12WMPB4	7318	RC12PMPB4	3318	RC12PMC4	318	RC12MC4	.040
5.0L V8, 4973CC											
2005-2000		2 PLUGS/CYLINDER	9202	RC12WMPB4	7318	RC12PMPB4	3318	RC12PMC4	318	RC12MC4	.040
1999			9201	RC12WYPB4	7070	RC11PYPB4	3071	RC12PYC	71	RC12YC	.032
1998-1994			9201	RC12WYPB4	7070	RC11PYPB4	3071	RC12PYC	71	RC12YC	.032
SL55 AMG											
5.5L V8, 5439CC											
2008-2007			9006	REC10WYPB4	7975	REC10PYPB4	---	---	975	REC10YC4	.032
2006-2005			9006	REC10WYPB4	7975	REC10PYPB4	---	---	975	REC10YC4	.039
2004-2003			9006	REC10WYPB4	7975	REC10PYPB4	3071	RC12PYC	975	REC10YC4	.039
SL550											
4.6L V8, 4663CC											
2015-2013			9412	REA9WYPB4	---	---	---	---	991	REA8MCX	.044
5.5L V8, 5461CC											
2012-2010			9408	RER8WYCB4	---	---	---	---	---	---	.032
2009-2008			9408	RER8WYCB4	7019	KER8PYPB	---	---	---	---	.032
2007			9408	RER8WYCB4	---	---	---	---	---	---	.032
SL600											
5.5L V12, 5513CC											
2011-2004			9013	RC10WMB3	7002	RC10PMPB4	---	---	434	RC9MC4	.032
6.0L V12, 5987CC											
2002			9201	RC12WYPB4	7070	RC11PYPB4	3071	RC12PYC	71	RC12YC	.032
2001-1994			9201	RC12WYPB4	7070	RC11PYPB4	3071	RC12PYC	71	RC12YC	.032
SL63 AMG											
5.5L V8, 5461CC											
2015-2013			9412	REA9WYPB4	---	---	---	---	991	REA8MCX	.040
6.3L V8, 6208CC											
2012-2009			9409	RER8WMB	---	---	---	---	445	RER8MC	.040
SL65 AMG											
6.0L V12, 5980CC											
2015-2013			9013	RC10WMB3	7002	RC10PMPB4	---	---	434	RC9MC4	.032
2011-2005			9013	RC10WMB3	7002	RC10PMPB4	---	---	434	RC9MC4	.032
SLK230											
2.3L L4, 2295CC											
2004-2003		Low-Ohm Spark Plug Req.	9805 ³	KC8WYPB4	7548 ³	KC10PYPB4	---	---	---	---	.040
2002-2001			9805 ³	KC8WYPB4	7548 ³	KC10PYPB4	---	---	434	RC9MC4	.040
2000-1999			9013	RC10WMB3	7002	RC10PMPB4	3344	RC9PYC	434	RC9MC4	.039
1998			9013	RC10WMB3	7002	RC10PMPB4	3344	RC9PYC	434	RC9MC4	.032
SLK250											
1.8L L4, 1796CC											
2015-2012			9408	RER8WYCB4	7019	KER8PYPB	---	---	445	RER8MC	.035
SLK280											
3.0L V6, 2996CC											
2008-2006			9408	RER8WYCB4	7019	KER8PYPB	---	---	---	---	.032
SLK300											
3.0L V6, 2996CC											
2011-2009			9408	RER8WYCB4	7019	KER8PYPB	---	---	---	---	.032
SLK32 AMG											
3.2L V6, 3199CC											
2004-2002		Low-Ohm Plug Req/Dual Plug	9805 ³	KC8WYPB4	7548 ³	KC10PYPB4	---	---	---	---	.040
SLK320											
3.2L V6, 3199CC											
2004-2003		2 PLUGS/CYLINDER	9201	RC12WYPB4	7070	RC11PYPB4	3071	RC12PYC	71	RC12YC	.040

³Low-Ohm Design



Year	Engine VIN	Notes	CHAMPION Iridium		Double Platinum		Platinum Power		Copper Plus		Gap
			Stk #	Plug Type	Stk #	Plug Type	Stk #	Plug Type	Stk #	Plug Type	
MERCEDES-BENZ (cont)											
SLK320 (cont)											
3.2L V6, 3199CC (cont)											
2002		2 PLUGS/CYLINDER	9201	RC12WYPB4	7070	RC11PYPB4	3071	RC12PYC	71	RC12YC	.032
2001		2 PLUGS/CYLINDER	9201	RC12WYPB4	7070	RC11PYPB4	3071	RC12PYC	71	RC12YC	.032
SLK350											
3.5L V6, 3498CC											
2015-2012			9412	REA9WYPB4	---	---	---	---	---	---	.032
2011-2005			9408	RER8WYCB4	7019	KER8PYPB	---	---	445	RER8MC	.032
SLK55 AMG											
5.5L V8, 5439CC											
2011-2005			9805³	KC8WYPB4	7548 ³	KC10PYPB4	---	---	434	RC9MC4	.040
5.5L V8, 5461CC											
2015-2012			9412	REA9WYPB4	---	---	---	---	991	REA8MCX	.040
SLR MCLAREN											
5.5L V8, 5439CC											
2009-2006			9030	REC8WYPB3	7975	REC10PYPB4	---	---	975	REC10YC4	.032
2005			9006	REC10WYPB4	7975	REC10PYPB4	---	---	975	REC10YC4	.039
MERCURY											
BOBCAT											
2.3L L4, 140 CID											
1980-1975			9404	RS14WYPB5	7408	RS14PYPB	3408	RS10PYC	408	RS14YC	.036
2.8L V6, 171 CID											
1979-1977			9404	RS14WYPB5	7408	RS14PYPB	3408	RS10PYC	408	RS14YC	.036
1976-1975			---	---	7405	RN14PMP	3405	RN14PMC	404	RN12YC	.036
BROUGHAM											
6.4L V8, 390 CID											
1967			---	---	---	---	---	---	21	RF14YC	.036
6.7L V8, 410 CID											
1967			---	---	---	---	---	---	21	RF14YC	.036
7.0L V8, 427 CID											
1967			---	---	---	---	---	---	21	RF14YC	.036
7.0L V8, 428 CID											
1967			---	---	---	---	---	---	21	RF14YC	.036
CALIENTE											
3.3L L6, 200 CID											
1967			---	---	---	---	---	---	11	RF18YC	.036
4.7L V8, 289 CID											
1967			---	---	---	---	---	---	21	RF14YC	.036
6.4L V8, 390 CID											
1967			---	---	---	---	---	---	21	RF14YC	.036
7.0L V8, 427 CID											
1967			---	---	---	---	---	---	21	RF14YC	.036
CAPRI											
1.6L L4, 98 CID											
1994-1991			9201	RC12WYPB4	7071	RC12PYP	3071	RC12PYC	71	RC12YC	.044
1972-1970			9804	RN8WYPB3	7415	RN9PYP	3415	RN9PYC	415	RN9YC	.024
2.0L L4, 122 CID											
1974-1973			---	---	---	---	---	---	21	RF14YC	.036
1972-1971			---	---	---	---	---	---	21	RF14YC	.025
2.3L L4, 140 CID											
1986-1985			9402	RS14WLPB6	7407	RS14ZPYPB	3407	RS14ZPYC5	407	RS14LC	.044
1984-1983		Nat. Asp.	9402	RS14WLPB6	7407	RS14ZPYPB	3407	RS14ZPYC5	407	RS14LC	.044
		Turbo	9404	RS14WYPB5	7408	RS14PYPB	3408	RS10PYC	408	RS14YC	.036
1982			9408	RER8WYCB4	7408	RS14PYPB	3408	RS10PYC	408	RS14YC	.036
1981-1979			9404	RS14WYPB5	7408	RS14PYPB	3408	RS10PYC	408	RS14YC	.036
1977-1975			9404	RS14WYPB5	7408	RS14PYPB	3408	RS10PYC	408	RS14YC	.036

³Low-Ohm Design



Year	Engine	Notes	CHAMPION Iridium		Double Platinum		Platinum Power		Copper Plus		Gap
	VIN		Stk #	Plug Type	Stk #	Plug Type	Stk #	Plug Type	Stk #	Plug Type	
MERCURY (cont)											
CAPRI											
2.6L V6, 156 CID											
1973-1972			---	---	7405	RN14PMP	3405	RN14PMC	404	RN12YC	.036
2.6L V6, 2606cc											
1973-1972			---	---	7405	RN14PMP	3405	RN14PMC	404	RN12YC	.036
2.8L V6, 171 CID											
1979			9404	RS14WYPB5	7408	RS14PYPB	3408	RS10PYC	408	RS14YC	.036
1977-1975			9404	RS14WYPB5	7408	RS14PYPB	3408	RS10PYC	408	RS14YC	.036
1974			---	---	7405	RN14PMP	3405	RN14PMC	404	RN12YC	.036
3.3L L6, 200 CID											
1982-1979			---	---	---	---	---	---	11	RF18YC	.050
1967			---	---	---	---	---	---	11	RF18YC	.036
3.8L V6, 232 CID											
1986-1985			9402	RS14WLPB6	7407	RS14ZPYPB	3407	RS14ZPYC5	407	RS14LC	.054
1984			9402	RS14WLPB6	7407	RS14ZPYPB	3407	RS14ZPYC5	407	RS14LC	.044
1983			9404	RS14WYPB5	7408	RS14PYPB	3408	RS10PYC	408	RS14YC	.044
4.2L V8, 255 CID											
1982-1980			---	---	---	---	3018	RV17PMC4	25	RV17YC	.050
4.7L V8, 289 CID											
1967			---	---	---	---	---	---	21	RF14YC	.036
5.0L V8, 302 CID											
1986			9402	RS14WLPB6	7407	RS14ZPYPB	3407	RS14ZPYC5	407	RS14LC	.050
1985-1984			---	---	---	---	3018	RV17PMC4	25	RV17YC	.044
1983			---	---	---	---	3025	RV19PMC	25	RV17YC	.044
1982			---	---	---	---	3018	RV17PMC4	25	RV17YC	.050
1979			---	---	---	---	3025	RV19PMC	25	RV17YC	.050
6.4L V8, 390 CID											
1967			---	---	---	---	---	---	21	RF14YC	.036
7.0L V8, 427 CID											
1967			---	---	---	---	---	---	21	RF14YC	.036
COLONY PARK											
5.0L V8, 302 CID											
1991-1987			9402	RS14WLPB6	7407	RS14ZPYPB	3407	RS14ZPYC5	407	RS14LC	.050
5.8L V8, 351 CID											
1974-1969			---	---	---	---	---	---	11	RF18YC	.036
6.4L V8, 390 CID											
1971-1967			---	---	---	---	---	---	21	RF14YC	.036
6.6L V8, 400 CID											
1974			---	---	---	---	3018	RV17PMC4	25	RV17YC	.044
1973-1971			---	---	---	---	3018	RV17PMC4	25	RV17YC	.036
6.7L V8, 410 CID											
1967			---	---	---	---	---	---	21	RF14YC	.036
7.0L V8, 427 CID											
1967			---	---	---	---	---	---	21	RF14YC	.036
7.0L V8, 428 CID											
1970-1967			---	---	---	---	---	---	21	RF14YC	.036
7.0L V8, 429 CID											
1973			---	---	---	---	3018	RV17PMC4	25	RV17YC	.036
1972-1970		18mm Heads	---	---	---	---	---	---	21	RF14YC	.036
1969			---	---	---	---	---	---	21	RF14YC	.036
7.5L V8, 460 CID											
1974			---	---	---	---	3018	RV17PMC4	25	RV17YC	.044
1973			---	---	---	---	3018	RV17PMC4	25	RV17YC	.036
1972			---	---	---	---	---	---	21	RF14YC	.036
COMET											
2.8L L6, 170 CID											
1972-1970			---	---	---	---	---	---	11	RF18YC	.036
1969-1967			---	---	---	---	---	---	21	RF14YC	.036



Year	Engine VIN	Notes	CHAMPION Iridium		Double Platinum		Platinum Power		Copper Plus		Gap
			Stk #	Plug Type	Stk #	Plug Type	Stk #	Plug Type	Stk #	Plug Type	
MERCURY (cont)											
COMET											
3.3L L6, 200 CID											
1977			---	---	---	---	---	---	11	RF18YC	.050
1976-1974			---	---	---	---	---	---	11	RF18YC	.044
1973-1970			---	---	---	---	---	---	11	RF18YC	.036
1969-1967			---	---	---	---	---	---	21	RF14YC	.036
4.1L L6, 250 CID											
1977			---	---	---	---	---	---	11	RF18YC	.050
1976-1975			---	---	---	---	---	---	11	RF18YC	.044
1974-1970			---	---	---	---	---	---	11	RF18YC	.036
1969			---	---	---	---	---	---	21	RF14YC	.036
4.7L V8, 289 CID											
1968-1967			---	---	---	---	---	---	21	RF14YC	.036
5.0L V8, 302 CID											
1977			---	---	---	---	3025	RV19PMC	25	RV17YC	.050
1976-1975			---	---	---	---	3025	RV19PMC	25	RV17YC	.044
1974-1970			---	---	---	---	---	---	11	RF18YC	.036
1969			---	---	---	---	---	---	21	RF14YC	.036
1968	F		---	---	---	---	---	---	21	RF14YC	.036
	J		---	---	---	---	---	---	21	RF14YC	.036
5.8L V8, 351 CID											
1970	H		---	---	---	---	---	---	11	RF18YC	.036
	M		---	---	---	---	---	---	22	RF11YC	.036
1969	H		---	---	---	---	---	---	21	RF14YC	.036
	M		---	---	---	---	---	---	21	RF14YC	.036
6.4L V8, 390 CID											
1970-1967			---	---	---	---	---	---	21	RF14YC	.036
7.0L V8, 427 CID											
1969-1967			---	---	---	---	---	---	21	RF14YC	.036
7.0L V8, 428 CID											
1969-1968			---	---	---	---	---	---	21	RF14YC	.036
7.0L V8, 429 CID											
1970		14mm Heads	---	---	---	---	---	---	406	RV12YC	.036
COMMUTER											
4.7L V8, 289 CID											
1967			---	---	---	---	---	---	22	RF11YC	.036
6.4L V8, 390 CID											
1968-1967			---	---	---	---	---	---	21	RF14YC	.036
6.7L V8, 410 CID											
1967			---	---	---	---	---	---	21	RF14YC	.036
7.0L V8, 427 CID											
1967			---	---	---	---	---	---	21	RF14YC	.036
7.0L V8, 428 CID											
1968-1967			---	---	---	---	---	---	21	RF14YC	.036
COUGAR											
2.0L L4, 121 CID											
2002-1999			---	---	7981	RE14PYPB4	---	---	---	---	.050
2.3L L4, 140 CID											
1986-1984			9404	RS14WYPB5	7408	RS14PYPB	3408	RS10PYC	408	RS14YC	.036
1981			9404	RS14WYPB5	7408	RS14PYPB	3408	RS10PYC	408	RS14YC	.036
2.5L V6, 155 CID											
2002			9404	RS14WYPB5	7940	RS14PYPB5	3013	RS14PYC6	13	RS14YC6	.050
2001	G		9404	RS14WYPB5	7940	RS14PYPB5	3013	RS14PYC6	13	RS14YC6	.054
	L		9404	RS14WYPB5	7940	RS14PYPB5	3013	RS14PYC6	13	RS14YC6	.050
2000-1999			9404	RS14WYPB5	7940	RS14PYPB5	3013	RS14PYC6	13	RS14YC6	.054
3.3L L6, 200 CID											
1982-1980			---	---	---	---	---	---	11	RF18YC	.050
3.8L V6, 232 CID											
1997-1995			9402	RS14WLPB6	7407	RS14ZYPB	3407	RS14ZPYC5	407	RS14LC	.054
1994-1991			9402	RS14WLPB6	7407	RS14ZYPB	3407	RS14ZPYC5	407	RS14LC	.054



Year	Engine	Notes	CHAMPION Iridium		Double Platinum		Platinum Power		Copper Plus		Gap
	VIN		Stk #	Plug Type	Stk #	Plug Type	Stk #	Plug Type	Stk #	Plug Type	
MERCURY (cont)											
COUGAR (cont)											
3.8L V6, 232 CID (cont)											
1990		Nat. Asp.	9402	RS14WLPB6	7407	RS14ZPYPB	---	---	407	RS14LC	.054
		Supercharged	9402	RS14WLPB6	7407	RS14ZPYPB	---	---	407	RS14LC	.054
1989			9402	RS14WLPB6	7407	RS14ZPYPB	---	---	407	RS14LC	.054
1988-1985			9402	RS14WLPB6	7407	RS14ZPYPB	3407	RS14ZPYC5	407	RS14LC	.054
1984			9402	RS14WLPB6	7407	RS14ZPYPB	3407	RS14ZPYC5	407	RS14LC	.044
1983			9404	RS14WYPB5	7408	RS14PYPB	3408	RS10PYC	408	RS14YC	.044
1982			9201	RC12WYPB4	7071	RC12PYP	3071	RC12PYC	431	RC14YC	.044
4.2L V8, 255 CID											
1982-1980			---	---	---	---	3025	RV19PMC	25	RV17YC	.050
4.6L V8, 281 CID											
1997-1996			9204	RS12WYPB4	7963	RS12PYPB5	3401	RS10PYC4	401	RS12YC	.054
1995-1994			9204	RS12WYPB4	7963	RS12PYPB5	3401	RS10PYC4	401	RS12YC	.054
4.7L V8, 289 CID											
1968-1967			---	---	---	---	---	---	22	RF11YC	.036
5.0L V8, 302 CID											
1993-1991			---	---	---	---	3025	RV19PMC	25	RV17YC	.054
1988-1986			9402	RS14WLPB6	7407	RS14ZPYPB	3407	RS14ZPYC5	407	RS14LC	.050
1985-1983			---	---	---	---	3025	RV19PMC	25	RV17YC	.050
1981-1977			---	---	---	---	3025	RV19PMC	25	RV17YC	.050
1971			---	---	---	---	---	---	406	RV12YC	.036
1970		14mm Heads	---	---	---	---	---	---	406	RV12YC	.036
1969			---	---	---	---	---	---	22	RF11YC	.036
1968	F		---	---	---	---	---	---	11	RF18YC	.036
	F		---	---	---	---	---	---	11	RF18YC	.044
	J		---	---	---	---	---	---	22	RF11YC	.036
5.8L V8, 351 CID											
1979-1977			---	---	---	---	3025	RV19PMC	25	RV17YC	.050
1976-1975			---	---	---	---	3025	RV19PMC	25	RV17YC	.044
1974-1972	H		---	---	---	---	---	---	11	RF18YC	.036
	Q		---	---	---	---	3025	RV19PMC	25	RV17YC	.036
			---	---	---	---	3025	RV19PMC	25	RV17YC	.036
1971-1970	H		---	---	---	---	---	---	11	RF18YC	.036
	M		---	---	---	---	3025	RV19PMC	25	RV17YC	.036
			---	---	---	---	3025	RV19PMC	25	RV17YC	.036
1969	H	2BBL	---	---	---	---	---	---	11	RF18YC	.036
	H		---	---	---	---	---	---	11	RF18YC	.036
	M		---	---	---	---	3025	RV19PMC	25	RV17YC	.036
6.4L V8, 390 CID											
1970-1967			---	---	---	---	---	---	21	RF14YC	.036
6.6L V8, 400 CID											
1978-1977			---	---	---	---	3018	RV17PMC4	25	RV17YC	.050
1976-1974			---	---	---	---	3018	RV17PMC4	25	RV17YC	.044
1973			---	---	---	---	3018	RV17PMC4	25	RV17YC	.036
7.0L V8, 427 CID											
1968			---	---	---	---	---	---	21	RF14YC	.036
7.0L V8, 428 CID											
1970		18mm Heads	---	---	---	---	---	---	21	RF14YC	.036
1969-1968			---	---	---	---	---	---	21	RF14YC	.036
7.0L V8, 429 CID											
1971-1970		14mm Heads	---	---	---	---	---	---	406	RV12YC	.036
1969			---	---	---	---	---	---	21	RF14YC	.036
7.5L V8, 460 CID											
1976-1974			---	---	---	---	3018	RV17PMC4	25	RV17YC	.044
1973			---	---	---	---	3018	RV17PMC4	25	RV17YC	.036
CYCLONE											
4.7L V8, 289 CID											
1968-1967			---	---	---	---	---	---	22	RF11YC	.036



Year	Engine VIN	Notes	CHAMPION Iridium		Double Platinum		Platinum Power		Copper Plus		Gap	
			Stk #	Plug Type	Stk #	Plug Type	Stk #	Plug Type	Stk #	Plug Type		
MERCURY (cont)												
CYCLONE												
5.0L V8, 302 CID												
1971			---	---	---	---	---	---	11	RF18YC	.036	
1970		18mm Heads	---	---	---	---	---	---	11	RF18YC	.036	
1969			---	---	---	---	---	---	11	RF18YC	.036	
1968	F		---	---	---	---	---	---	11	RF18YC	.036	
	F		---	---	---	---	---	---	11	RF18YC	.044	
	J		---	---	---	---	---	---	22	RF11YC	.036	
5.8L V8, 351 CID												
1971-1970	H		---	---	---	---	---	---	11	RF18YC	.036	
	M		---	---	---	---	---	3025	RV19PMC	25	RV17YC	.036
			---	---	---	---	---	3025	RV19PMC	25	RV17YC	.036
1969	H		---	---	---	---	---	---	11	RF18YC	.036	
	M		---	---	---	---	---	---	22	RF11YC	.036	
6.4L V8, 390 CID												
1970-1967			---	---	---	---	---	---	21	RF14YC	.036	
6.6L V8, 400 CID												
1971			---	---	---	---	---	3018	RV17PMC4	25	RV17YC	.036
7.0L V8, 427 CID												
1969-1967			---	---	---	---	---	---	21	RF14YC	.036	
7.0L V8, 428 CID												
1969-1968			---	---	---	---	---	---	21	RF14YC	.036	
7.0L V8, 429 CID												
1971-1970		14mm Heads	---	---	---	---	---	---	406	RV12YC	.036	
1969			---	---	---	---	---	---	21	RF14YC	.036	
GRAND MARQUIS												
4.2L V8, 255 CID												
1982-1981			---	---	---	---	---	3025	RV19PMC	25	RV17YC	.050
4.6L V8, 281 CID												
2011-2008	V	FLEX	---	---	---	---	---	3026	RS7PYB4	---	---	.044
2007-2006	V	FLEX	---	---	---	---	---	3026	RS7PYB4	---	---	.044
	W	GAS	9204	RS12WYPB4	7963	RS12PYPB5	3401	RS10PYC4	401	RS12YC	.054	
2005-1996			9204	RS12WYPB4	7963	RS12PYPB5	3401	RS10PYC4	401	RS12YC	.054	
1995			9404	RS14WYPB5	7963	RS12PYPB5	3401	RS10PYC4	401	RS12YC	.054	
1994-1992			9404	RS14WYPB5	7940	RS14PYPB5	3013	RS14PYC6	13	RS14YC6	.054	
5.0L V8, 302 CID												
1991-1986			9402	RS14WLPB6	7407	RS14ZPYPB	3407	RS14ZPYC5	407	RS14LC	.050	
1985			---	---	7018	RV17PMP4	3025	RV19PMC	25	RV17YC	.050	
1984-1979			---	---	---	---	3025	RV19PMC	25	RV17YC	.050	
5.8L V8, 351 CID												
1989-1983			---	---	---	---	---	3025	RV19PMC	25	RV17YC	.044
1981-1978			---	---	---	---	---	3025	RV19PMC	25	RV17YC	.050
6.6L V8, 400 CID												
1978-1977			---	---	---	---	---	3018	RV17PMC4	25	RV17YC	.050
1976-1975			---	---	---	---	---	3018	RV17PMC4	25	RV17YC	.044
7.5L V8, 460 CID												
1978-1977			---	---	---	---	---	3018	RV17PMC4	25	RV17YC	.050
1976-1975			---	---	---	---	---	3018	RV17PMC4	25	RV17YC	.044
LN7												
1.6L L4, 98 CID												
1983		CARB	9204	RS12WYPB4	7963	RS12PYPB5	3401	RS10PYC4	401	RS12YC	.044	
		FI	9200	RS10ZWYPB5	7200	RS10ZPYPB5	---	---	403	RS10LC	.044	
1982	2	Gasket Seat Heads	9201	RC12WYPB4	7071	RC12PYP	3071	RC12PYC	431	RC14YC	.044	
	2	Tapered Seat Heads	9204	RS12WYPB4	7963	RS12PYPB5	3401	RS10PYC4	401	RS12YC	.044	
	4	Gasket Seat Heads	9201	RC12WYPB4	7071	RC12PYP	3071	RC12PYC	431	RC14YC	.044	
	4	Tapered Seat Heads	9204	RS12WYPB4	7963	RS12PYPB5	3401	RS10PYC4	401	RS12YC	.044	
LYNX												
1.6L L4, 98 CID												
1985			9402	RS14WLPB6	7407	RS14ZPYPB	3407	RS14ZPYC5	407	RS14LC	.044	
1984		CARB	9204	RS12WYPB4	7407	RS14ZPYPB	3407	RS14ZPYC5	407	RS14LC	.044	



Year	Engine	Notes	CHAMPION Iridium		Double Platinum		Platinum Power		Copper Plus		Gap
	VIN		Stk #	Plug Type	Stk #	Plug Type	Stk #	Plug Type	Stk #	Plug Type	
MERCURY (cont)											
LYNX (cont)											
1.6L L4, 98 CID (cont)											
		FI	9200	RS10ZWYPB5	7200	RS10ZPYPB5	---	---	403	RS10LC	.044
1983		CARB	9204	RS12WYPB4	7963	RS12PYPB5	3401	RS10PYC4	401	RS12YC	.044
		FI	9200	RS10ZWYPB5	7200	RS10ZPYPB5	---	---	403	RS10LC	.044
1982		Tapered Seat Heads	9204	RS12WYPB4	7963	RS12PYPB5	3401	RS10PYC4	401	RS12YC	.044
1981		Gasket Seat Heads	9201	RC12WYPB4	7071	RC12PYP	3071	RC12PYC	431	RC14YC	.044
1.9L L4, 116 CID											
1987	9		9402	RS14WLPB6	7407	RS14ZPYPB	3407	RS14ZPYC5	407	RS14LC	.044
	J	FI	9200	RS10ZWYPB5	7200	RS10ZPYPB5	---	---	403	RS10LC	.044
1986	9	CARB	9402	RS14WLPB6	7407	RS14ZPYPB	3407	RS14ZPYC5	407	RS14LC	.044
	J	FI	9200	RS10ZWYPB5	7200	RS10ZPYPB5	---	---	403	RS10LC	.044
1985			9402	RS14WLPB6	7407	RS14ZPYPB	3407	RS14ZPYC5	407	RS14LC	.044
MARAUDER											
4.6L V8, 281 CID											
2004			9204	RS12WYPB4	7963	RS12PYPB5	3401	RS10PYC4	401	RS12YC	.054
2003			9204	RS12WYPB4	7963	RS12PYPB5	3401	RS10PYC4	401	RS12YC	.054
6.4L V8, 390 CID											
1970-1967			---	---	---	---	---	---	21	RF14YC	.036
6.7L V8, 410 CID											
1967			---	---	---	---	---	---	21	RF14YC	.036
7.0L V8, 427 CID											
1967			---	---	---	---	---	---	21	RF14YC	.036
7.0L V8, 428 CID											
1970-1967			---	---	---	---	---	---	21	RF14YC	.036
7.0L V8, 429 CID											
1970		18mm Heads	---	---	---	---	---	---	21	RF14YC	.036
1969			---	---	---	---	---	---	21	RF14YC	.036
MARINER											
2.3L L4, 140 CID											
2008-2005			9204	RS12WYPB4	7963	RS12PYPB5	3401	RS10PYC4	401	RS12YC	.050
2.5L L4, 152 CID											
2011-2009			9901	RE10WYPB5	7437	RES11PYP5	---	---	---	---	.050
3.0L V6, 182 CID											
2005			9808	RS8WYPB5	---	---	---	---	---	---	.054
3.0L V6, 183 CID											
2011-2009			9204	RS12WYPB4	7408	RS14PYPB	---	---	---	---	.048
2008-2007			---	---	---	---	3066	RS7PYB5	---	---	.054
2006			9808	RS8WYPB5	---	---	---	---	---	---	.054
MARQUIS											
2.3L L4, 140 CID											
1986-1985			9402	RS14WLPB6	7407	RS14ZPYPB	3407	RS14ZPYC5	407	RS14LC	.044
1984-1983		GAS	9402	RS14WLPB6	7407	RS14ZPYPB	3407	RS14ZPYC5	407	RS14LC	.044
		LPG	9204	RS12WYPB4	7963	RS12PYPB5	3401	RS10PYC4	401	RS12YC	.036
3.3L L6, 200 CID											
1983			---	---	---	---	---	---	11	RF18YC	.050
3.8L V6, 232 CID											
1986-1985			9402	RS14WLPB6	7407	RS14ZPYPB	3407	RS14ZPYC5	407	RS14LC	.054
1984			9402	RS14WLPB6	7407	RS14ZPYPB	3407	RS14ZPYC5	407	RS14LC	.044
1983			9404	RS14WYPB5	7408	RS14PYPB	3408	RS10PYC	408	RS14YC	.044
4.2L V8, 255 CID											
1982-1981			---	---	---	---	3025	RV19PMC	25	RV17YC	.050
5.0L V8, 302 CID											
1985			---	---	---	---	3025	RV19PMC	25	RV17YC	.044
1982-1979			---	---	---	---	3025	RV19PMC	25	RV17YC	.050
5.8L V8, 351 CID											
1981-1978			---	---	---	---	3025	RV19PMC	25	RV17YC	.050
1974-1970			---	---	---	---	---	---	11	RF18YC	.036



Year	Engine VIN	Notes	Iridium		Double Platinum		Platinum Power		Copper Plus		Gap
			Stk #	Plug Type	Stk #	Plug Type	Stk #	Plug Type	Stk #	Plug Type	
MERCURY (cont)											
MARQUIS											
6.4L V8, 390 CID											
1970-1967			---	---	---	---	---	---	21	RF14YC	.036
6.6L V8, 400 CID											
1978-1977			---	---	---	---	3018	RV17PMC4	25	RV17YC	.050
1976-1974			---	---	---	---	3018	RV17PMC4	25	RV17YC	.044
1973-1971			---	---	---	---	3018	RV17PMC4	25	RV17YC	.036
6.7L V8, 410 CID											
1967			---	---	---	---	---	---	21	RF14YC	.036
7.0L V8, 427 CID											
1967			---	---	---	---	---	---	21	RF14YC	.036
7.0L V8, 428 CID											
1970-1967			---	---	---	---	---	---	21	RF14YC	.036
7.0L V8, 429 CID											
1973			---	---	---	---	3018	RV17PMC4	25	RV17YC	.036
1972-1970		18mm Heads	---	---	---	---	---	---	21	RF14YC	.036
1969			---	---	---	---	---	---	21	RF14YC	.036
7.5L V8, 460 CID											
1978-1977			---	---	---	---	3018	RV17PMC4	25	RV17YC	.050
1976-1974			---	---	---	---	3018	RV17PMC4	25	RV17YC	.044
1973			---	---	---	---	3018	RV17PMC4	25	RV17YC	.036
1972			---	---	---	---	---	---	21	RF14YC	.036
MILAN											
2.3L L4, 140 CID											
2009-2006			9901	RE10WYPB5	7437	RES11PYP5	---	---	---	---	.050
2.5L L4, 152 CID											
2011-2010			9901	RE10WYPB5	7437	RES11PYP5	---	---	---	---	.050
3.0L V6, 183 CID											
2011-2010			9204	RS12WYPB4	7408	RS14PYPB	---	---	---	---	.048
2009-2006			9808	RS8WYPB5	---	---	---	---	---	---	.054
MONARCH											
3.3L L6, 200 CID											
1977			---	---	---	---	---	---	11	RF18YC	.050
1976-1975			---	---	---	---	---	---	11	RF18YC	.044
4.1L L6, 250 CID											
1980-1977			---	---	---	---	---	---	11	RF18YC	.050
1976-1975			---	---	---	---	---	---	11	RF18YC	.044
4.2L V8, 255 CID											
1980			---	---	---	---	3025	RV19PMC	25	RV17YC	.050
5.0L V8, 302 CID											
1980-1977			---	---	---	---	3025	RV19PMC	25	RV17YC	.050
1976-1975			---	---	---	---	3025	RV19PMC	25	RV17YC	.044
5.8L V8, 351 CID											
1977			---	---	---	---	3025	RV19PMC	25	RV17YC	.050
1976-1975			---	---	---	---	3025	RV19PMC	25	RV17YC	.044
MONTCLAIR											
6.4L V8, 390 CID											
1968-1967			---	---	---	---	---	---	21	RF14YC	.036
6.7L V8, 410 CID											
1967			---	---	---	---	---	---	21	RF14YC	.036
7.0L V8, 427 CID											
1967			---	---	---	---	---	---	21	RF14YC	.036
7.0L V8, 428 CID											
1968-1967			---	---	---	---	---	---	21	RF14YC	.036
MONTEGO											
3.0L V6, 183 CID											
2007-2005			9808	RS8WYPB5	---	---	---	---	---	---	.054
3.3L L6, 200 CID											
1968			---	---	---	---	---	---	11	RF18YC	.036



Year	Engine	Notes	CHAMPION Iridium		Double Platinum		Platinum Power		Copper Plus		Gap
	VIN		Stk #	Plug Type	Stk #	Plug Type	Stk #	Plug Type	Stk #	Plug Type	
MERCURY (cont)											
MONTEGO											
4.1L L6, 250 CID											
1974-1969			---	---	---	---	---	---	11	RF18YC	.036
4.7L V8, 289 CID											
1968			---	---	---	---	---	---	22	RF11YC	.036
5.0L V8, 302 CID											
1974-1971			---	---	---	---	---	---	11	RF18YC	.036
1970		18mm Heads	---	---	---	---	---	---	11	RF18YC	.036
1969			---	---	---	---	---	---	11	RF18YC	.036
1968	F		---	---	---	---	---	---	11	RF18YC	.036
	J		---	---	---	---	---	---	22	RF11YC	.036
5.8L V8, 351 CID											
1976-1975			---	---	---	---	3025	RV19PMC	25	RV17YC	.044
1974-1972	H		---	---	---	---	---	---	11	RF18YC	.036
	Q		---	---	---	---	3025	RV19PMC	25	RV17YC	.036
			---	---	---	---	3025	RV19PMC	25	RV17YC	.036
1971-1970	H		---	---	---	---	---	---	11	RF18YC	.036
	M		---	---	---	---	3025	RV19PMC	25	RV17YC	.036
1969	H		---	---	---	---	3025	RV19PMC	25	RV17YC	.036
	M		---	---	---	---	3025	RV19PMC	25	RV17YC	.036
6.4L V8, 390 CID											
1969-1968			---	---	---	---	---	---	21	RF14YC	.036
6.6L V8, 400 CID											
1976-1974			---	---	---	---	3018	RV17PMC4	25	RV17YC	.044
1973-1972			---	---	---	---	3018	RV17PMC4	25	RV17YC	.036
7.0L V8, 427 CID											
1969-1968			---	---	---	---	---	---	21	RF14YC	.036
7.0L V8, 428 CID											
1969-1968			---	---	---	---	---	---	21	RF14YC	.036
7.0L V8, 429 CID											
1973			---	---	---	---	3018	RV17PMC4	25	RV17YC	.036
1972		18mm Heads	---	---	---	---	---	---	21	RF14YC	.036
1971		14mm Heads	---	---	---	---	---	---	406	RV12YC	.036
1970	C	14mm Heads	---	---	---	---	---	---	406	RV12YC	.036
	J	18mm Heads	---	---	---	---	---	---	21	RF14YC	.036
	N	18mm Heads	---	---	---	---	---	---	21	RF14YC	.036
7.5L V8, 460 CID											
1976-1974			---	---	---	---	3018	RV17PMC4	25	RV17YC	.044
1973			---	---	---	---	3018	RV17PMC4	25	RV17YC	.036
MONTEREY											
4.2L V6, 256 CID											
2007-2004			---	---	7963	RS12PYPB5	3401	RS10PYC4	---	---	.054
5.8L V8, 351 CID											
1974-1973			---	---	---	---	---	---	11	RF18YC	.036
1972			---	---	---	---	---	---	25	RV17YC	.036
1971-1970			---	---	---	---	---	---	11	RF18YC	.036
6.4L V8, 390 CID											
1970-1967			---	---	---	---	---	---	21	RF14YC	.036
6.6L V8, 400 CID											
1974			---	---	---	---	3018	RV17PMC4	25	RV17YC	.044
1973-1971			---	---	---	---	3018	RV17PMC4	25	RV17YC	.036
6.7L V8, 410 CID											
1967			---	---	---	---	---	---	21	RF14YC	.036
7.0L V8, 427 CID											
1967			---	---	---	---	---	---	21	RF14YC	.036
7.0L V8, 428 CID											
1970-1967			---	---	---	---	---	---	21	RF14YC	.036
7.0L V8, 429 CID											
1973			---	---	---	---	3018	RV17PMC4	25	RV17YC	.036



Year	Engine VIN	Notes	CHAMPION Iridium		Double Platinum		Platinum Power		Copper Plus		Gap
			Stk #	Plug Type	Stk #	Plug Type	Stk #	Plug Type	Stk #	Plug Type	
MERCURY (cont)											
MONTEREY (cont)											
7.0L V8, 429 CID (cont)											
1972-1969			---	---	---	---	---	---	21	RF14YC	.036
7.5L V8, 460 CID											
1974			---	---	---	---	3018	RV17PMC4	25	RV17YC	.044
1973			---	---	---	---	3018	RV17PMC4	25	RV17YC	.036
1972			---	---	---	---	---	---	22	RF11YC	.036
MOUNTAINEER											
4.0L V6, 245 CID											
2010-2006			9200	RS10ZWYPB5	7200	RS10ZPYPB5	---	---	403	RS10LC	.054
2005-1998			9204	RS12WYPB4	7963	RS12PYPB5	---	---	401	RS12YC	.054
4.6L V8, 281 CID											
2010-2009			---	---	7406	RET9ZPMPB	---	---	---	---	.040
			9406	RET8ZWMPB4	---	---	---	---	---	---	.045
2008		Early Design 16mm threads above seat	---	---	7989 ⁴	---	---	---	---	---	.045
		Late Design 12mm threads below seat	---	---	7406	RET9ZPMPB	---	---	---	---	.044
		Late Design 12mm threads below seat	9406	RET8ZWMPB4	---	---	---	---	---	---	.045
2007-2006			---	---	7989 ⁴	---	---	---	---	---	.045
2005-2002			9204	RS12WYPB4	7963	RS12PYPB5	3401	RS10PYC4	401	RS12YC	.054
5.0L V8, 302 CID											
2001-1997			9404	RS14WYPB5	7940	RS14PYPB5	3013	RS14PYC6	13	RS14YC6	.054
MYSTIQUE											
2.0L L4, 121 CID											
2000-1999			---	---	7981	RE14PYPB4	---	---	---	---	.050
1998-1997			9901	RE10WYPB5	7437	RES11PYP5	---	---	---	---	.050
1996-1995			---	---	---	---	3017	RES8PYB5	---	---	.054
2.5L V6, 155 CID											
2000-1996			9404	RS14WYPB5	7940	RS14PYPB5	3013	RS14PYC6	13	RS14YC6	.054
1995			9404	RS14WYPB5	7940	RS14PYPB5	3013	RS14PYC6	13	RS14YC6	.054
PARK LANE											
6.4L V8, 390 CID											
1968-1967			---	---	---	---	---	---	21	RF14YC	.036
6.7L V8, 410 CID											
1967			---	---	---	---	---	---	21	RF14YC	.036
7.0L V8, 427 CID											
1967			---	---	---	---	---	---	21	RF14YC	.036
7.0L V8, 428 CID											
1968-1967			---	---	---	---	---	---	21	RF14YC	.036
S-55											
6.4L V8, 390 CID											
1967			---	---	---	---	---	---	21	RF14YC	.036
6.7L V8, 410 CID											
1967			---	---	---	---	---	---	21	RF14YC	.036
7.0L V8, 427 CID											
1967			---	---	---	---	---	---	21	RF14YC	.036
7.0L V8, 428 CID											
1967			---	---	---	---	---	---	21	RF14YC	.036
SABLE											
2.5L L4, 153 CID											
1986			9204	RS12WYPB4	7963	RS12PYPB5	3401	RS10PYC4	401	RS12YC	.044
3.0L V6, 182 CID											
2005-2003	2		9204	RS12WYPB4	7963	RS12PYPB5	3401	RS10PYC4	401	RS12YC	.044
	S		9404	RS14WYPB5	7940	RS14PYPB5	3013	RS14PYC6	13	RS14YC6	.054
	U		9404	RS14WYPB5	7408	RS14PYPB	3408	RS10PYC	408	RS14YC	.044
2002	S		9404	RS14WYPB5	7940	RS14PYPB5	3013	RS14PYC6	13	RS14YC6	.054
	U		9404	RS14WYPB5	7408	RS14PYPB	3408	RS10PYC	408	RS14YC	.044

⁴Enhanced over OE Design; One piece shell; Uses standard 5/8" hex plug socket



Year	Engine	Notes	CHAMPION Iridium		Double Platinum		Platinum Power		Copper Plus		Gap
	VIN		Stk #	Plug Type	Stk #	Plug Type	Stk #	Plug Type	Stk #	Plug Type	
MERCURY (cont)											
SABLE (cont)											
3.0L V6, 182 CID (cont)											
2001	2		---	---	---	---	---	---	304	RS9YC	.044
	S		9404	RS14WYPB5	7940	RS14PYPB5	3013	RS14PYC6	13	RS14YC6	.054
	U		9404	RS14WYPB5	7408	RS14PYPB	3408	RS10PYC	408	RS14YC	.044
2000	S		9404	RS14WYPB5	7940	RS14PYPB5	3013	RS14PYC6	13	RS14YC6	.054
	U		9404	RS14WYPB5	7408	RS14PYPB	3408	RS10PYC	408	RS14YC	.054
1999	S		9404	RS14WYPB5	7940	RS14PYPB5	3013	RS14PYC6	13	RS14YC6	.054
	U		9404	RS14WYPB5	7408	RS14PYPB	3408	RS10PYC	408	RS14YC	.044
1998-1996	S		9404	RS14WYPB5	7940	RS14PYPB5	3013	RS14PYC6	13	RS14YC6	.054
	U		9204	RS12WYPB4	7963	RS12PYPB5	3401	RS10PYC4	401	RS12YC	.044
1995-1990			9204	RS12WYPB4	7963	RS12PYPB5	3401	RS10PYC4	401	RS12YC	.044
1989-1986			9204	RS12WYPB4	7963	RS12PYPB5	3401	RS10PYC4	401	RS12YC	.044
3.5L V6, 213 CID											
2009-2008			---	---	---	---	3017	RES8PYB5	---	---	.054
3.8L V6, 232 CID											
1995			9402	RS14WLPB6	7407	RS14ZPYPB	3407	RS14ZPYC5	407	RS14LC	.054
1994-1988			9402	RS14WLPB6	7407	RS14ZPYPB	3407	RS14ZPYC5	407	RS14LC	.054
TOPAZ											
2.3L L4, 140 CID											
1994-1989			9404	RS14WYPB5	7940	RS14PYPB5	3013	RS14PYC6	13	RS14YC6	.054
1988-1984			9404	RS14WYPB5	7408	RS14PYPB	3408	RS10PYC	408	RS14YC	.044
3.0L V6, 182 CID											
1994-1992			9204	RS12WYPB4	7963	RS12PYPB5	3401	RS10PYC4	401	RS12YC	.044
TRACER											
1.6L L4, 98 CID											
1990-1987			9007	RN10WYPB5	7332	RN10PYP4	3322	RN14PMC3	322	RN11YC4	.044
1.8L L4, 112 CID											
1996-1991			9201	RC12WYPB4	7071	RC12PYP	3071	RC12PYC	71	RC12YC	.044
1.9L L4, 116 CID											
1996-1991			---	---	---	---	3024	RS10ZPYB4	---	---	.054
2.0L L4, 121 CID											
1999-1997			---	---	---	---	3024	RS10ZPYB4	---	---	.054
VILLAGER											
2.8L L6, 170 CID											
1967			---	---	---	---	---	---	11	RF18YC	.036
3.0L V6, 182 CID											
1998-1993			9201	RC12WYPB4	7071	RC12PYP	3071	RC12PYC	71	RC12YC	.032
3.3L L6, 200 CID											
1967			---	---	---	---	---	---	11	RF18YC	.036
3.3L V6, 3275cc											
2002-1999			9201	RC12WYPB4	7071	RC12PYP	3071	RC12PYC	71	RC12YC	.044
4.7L V8, 289 CID											
1967			---	---	---	---	---	---	22	RF11YC	.036
6.4L V8, 390 CID											
1967			---	---	---	---	---	---	21	RF14YC	.036
7.0L V8, 427 CID											
1967			---	---	---	---	---	---	21	RF14YC	.036
VOYAGER											
2.8L L6, 170 CID											
1967			---	---	---	---	---	---	11	RF18YC	.036
3.3L L6, 200 CID											
1967			---	---	---	---	---	---	11	RF18YC	.036
4.7L V8, 289 CID											
1967			---	---	---	---	---	---	22	RF11YC	.036
6.4L V8, 390 CID											
1967			---	---	---	---	---	---	21	RF14YC	.036
7.0L V8, 427 CID											
1967			---	---	---	---	---	---	21	RF14YC	.036



Year	Engine VIN	Notes	Iridium		Double Platinum		Platinum Power		Copper Plus		Gap
			Stk #	Plug Type	Stk #	Plug Type	Stk #	Plug Type	Stk #	Plug Type	
MERCURY (cont)											
ZEPHYR											
2.3L L4, 140 CID											
1983			9402	RS14WLPB6	7407	RS14ZPYPB	3407	RS14ZPYC5	407	RS14LC	.044
1982-1978			9404	RS14WYPB5	7408	RS14PYPB	3408	RS10PYC	408	RS14YC	.036
3.3L L6, 200 CID											
1983-1978			---	---	---	---	---	---	11	RF18YC	.050
4.2L V8, 255 CID											
1982-1980			---	---	---	---	3025	RV19PMC	25	RV17YC	.050
5.0L V8, 302 CID											
1979-1978			---	---	---	---	3025	RV19PMC	25	RV17YC	.050
MERKUR											
SCORPIO											
2.9L V6, -CC											
1989-1988			9204	RS12WYPB4	7963	RS12PYPB5	3401	RS10PYC4	401	RS12YC	.044
XR4TI											
2.3L L4, -CC											
1989-1985			9204	RS12WYPB4	7963	RS12PYPB5	3401	RS10PYC4	401	RS12YC	.036
MG											
1100											
1.1L L4, 1098CC											
1967			---	---	---	---	---	---	120	N5C	.025
MGB											
1.8L L4, 1798CC											
1980-1977			9804	RN8WYPB3	7415	RN9PYP	3415	RN9PYC	415	RN9YC	.036
1976-1967			9804	RN8WYPB3	7415	RN9PYP	3415	RN9PYC	415	RN9YC	.024
MGC											
2.9L L6, 2912CC											
1969			9804	RN8WYPB3	7415	RN9PYP	3415	RN9PYC	415	RN9YC	.024
MIDGET											
1.3L L4, 1275CC											
1974-1967			9804	RN8WYPB3	7415	RN9PYP	3415	RN9PYC	415	RN9YC	.024
1.5L L4, 1493CC											
1979-1975			---	---	7405	RN14PMP	3405	RN14PMC	404	RN12YC	.024
MINI											
COOPER											
1.6L L4, 1598CC											
2015-2013			---	---	---	---	---	---	990	REA6MC	.032
2012-2009			---	---	---	---	---	---	990	REA6MC	.032
2008-2007	N12B16A		---	---	---	---	---	---	990	REA6MC	.032
	N14B16A		---	---	---	---	---	---	990	REA6MC	.032
1.6L L4, 1600CC											
2008-2007	W10B16A		9002	RC10WMPB4	7002	RC10PMPB4	3344	RC9PYC	354 ²	RC10DMC	.045
	W11B16A		9002	RC10WMPB4	7002	RC10PMPB4	3344	RC9PYC	354 ²	RC10DMC	.045
2006-2002			9013	RC10WMB3	7002	RC10PMPB4	3344	RC9PYC	354 ²	RC10DMC	.032
COOPER COUNTRYMAN											
1.6L L4, 1598CC											
2015-2011			---	---	---	---	---	---	990	REA6MC	.032
COOPER PACEMAN											
1.6L L4, 1598CC											
2015-2013			---	---	---	---	---	---	990	REA6MC	.032

²Multi-Ground Plug



Year	Engine	Notes	CHAMPION	Iridium		Double Platinum		Platinum Power		Copper Plus		Gap
	VIN		Stk #	Plug Type	Stk #	Plug Type	Stk #	Plug Type	Stk #	Plug Type		
MITSUBISHI												
3000GT												
3.0L V6, 2972CC												
1999	6G72T-K	DOHC Turbo	9001	RC10WYPB4	7546	RC10PYPB4	3344	RC9PYC	418	RC9YCN4	.044	
	6G72-H	SOHC Nat. Asp.	9007	RN10WYPB5	7332	RN10PYP4	3415	RN9PYC	322	RN11YC4	.044	
	6G72-J	DOHC Nat. Asp.	9001	RC10WYPB4	7546	RC10PYPB4	3344	RC9PYC	418	RC9YCN4	.044	
1998-1997	6G72-T-K	DOHC Turbo	9001	RC10WYPB4	7546	RC10PYPB4	3344	RC9PYC	418	RC9YCN4	.044	
	6G72-H	SOHC Nat. Asp.	9007	RN10WYPB5	7332	RN10PYP4	3415	RN9PYC	322	RN11YC4	.044	
	6G72-J	DOHC Nat. Asp.	9001	RC10WYPB4	7546	RC10PYPB4	3344	RC9PYC	418	RC9YCN4	.044	
1996-1991			9001	RC10WYPB4	7546	RC10PYPB4	3344	RC9PYC	418	RC9YCN4	.044	
CORDIA												
1.8L L4, 1795CC												
1988-1984			9804	RN8WYPB3	7415	RN9PYP	3415	RN9PYC	415	RN9YC	.044	
1983			9007	RN10WYPB5	7332	RN10PYP4	3322	RN14PMC3	322	RN11YC4	.044	
2.0L L4, 1997CC												
1988-1985			9007	RN10WYPB5	7332	RN10PYP4	3322	RN14PMC3	322	RN11YC4	.044	
1984			9007	RN10WYPB5	7332	RN10PYP4	3322	RN14PMC3	322	RN11YC4	.040	
DIAMANTE												
3.0L V6, 2972CC												
1996			9007	RN10WYPB5	7415	RN9PYP	3415	RN9PYC	415	RN9YC	.044	
1995	H		9007	RN10WYPB5	7415	RN9PYP	3415	RN9PYC	415	RN9YC	.044	
	J		9001	RC10WYPB4	7546	RC10PYPB4	3344	RC9PYC	418	RC9YCN4	.044	
1994	H		9007	RN10WYPB5	7415	RN9PYP	---	---	415	RN9YC	.044	
	J		9001	RC10WYPB4	7546	RC10PYPB4	3344	RC9PYC	418	RC9YCN4	.044	
	S		---	---	---	---	---	---	415	RN9YC	.044	
1993	H		---	---	---	---	---	---	415	RN9YC	.044	
	J		---	---	---	---	---	---	418	RC9YCN4	.044	
	J		---	---	7546	RC10PYPB4	---	---	---	---	.044	
	S		---	---	---	---	---	---	415	RN9YC	.044	
1992	B		9001	RC10WYPB4	7546	RC10PYPB4	3344	RC9PYC	418	RC9YCN4	.044	
	S		9007	RN10WYPB5	7415	RN9PYP	3415	RN9PYC	415	RN9YC	.044	
3.5L V6, 3497CC												
2004-1997			9001	RC10WYPB4	7546	RC10PYPB4	3346	RC10PYC	346	RC10YC4	.044	
ECLIPSE												
1.8L L4, 1755CC												
1994-1990			9007	RN10WYPB5	7332	RN10PYP4	3322	RN14PMC3	322	RN11YC4	.044	
2.0L L4, 1997CC												
1999	420A-Y	Nat. Asp.	9001	RC10WYPB4	7546	RC10PYPB4	3344	RC9PYC	426	RC9YC5	.050	
	4G63T	Turbo	---	---	7322	RN14PYP	3322	RN14PMC3	322	RN11YC4	.032	
1998-1997	420A-Y	Nat. Asp.	9001	RC10WYPB4	7546	RC10PYPB4	3344	RC9PYC	426	RC9YC5	.050	
	4G63-F	Turbo	---	---	7322	RN14PYP	3322	RN14PMC3	322	RN11YC4	.032	
1996	420A-Y	Nat. Asp.	9001	RC10WYPB4	7546	RC10PYPB4	3344	RC9PYC	430	RC9YC4	.044	
	4G63-F	Turbo	---	---	7322	RN14PYP	3322	RN14PMC3	322	RN11YC4	.032	
1995	4G63-F	Turbo	---	---	7322	RN14PYP	3322	RN14PMC3	322	RN11YC4	.032	
	Y	Nat. Asp.	9001	RC10WYPB4	7546	RC10PYPB4	3344	RC9PYC	426	RC9YC5	.050	
1994-1993	E	Nat. Asp.	9007	RN10WYPB5	7332	RN10PYP4	3322	RN14PMC3	322	RN11YC4	.044	
	F	Turbo	---	---	7322	RN14PYP	3322	RN14PMC3	322	RN11YC4	.032	
1992-1991	R	Nat. Asp.	9007	RN10WYPB5	7332	RN10PYP4	3322	RN14PMC3	322	RN11YC4	.044	
	U	Turbo	---	---	7322	RN14PYP	3322	RN14PMC3	322	RN11YC4	.032	
1990	R	Nat. Asp.	9007	RN10WYPB5	7332	RN10PYP4	3322	RN14PMC3	322	RN11YC4	.044	
	U	Turbo	---	---	---	---	3322	RN14PMC3	322	RN11YC4	.032	
2.4L L4, 2351CC												
2005-1996			9201	RC12WYPB4	7071	RC12PYP	3071	RC12PYC	71	RC12YC	.044	
2.4L L4, 2378CC												
2012-2006			9006	REC10WYPB4	7975	REC10PYPB4	---	---	975	REC10YC4	.044	
3.0L V6, 2972CC												
2005-2003			9001	RC10WYPB4	7546	RC10PYPB4	---	---	---	---	.032	
			9201	RC12WYPB4	7071	RC12PYP	---	---	---	---	.044	
2002-2001			9201	RC12WYPB4	7318	RC12PMPB4	3318	RC12PMC4	318	RC12MC4	.044	
2000			9001	RC10WYPB4	7546	RC10PYPB4	3346	RC10PYC	346	RC10YC4	.044	



Year	Engine VIN	Notes	CHAMPION Iridium		Double Platinum		Platinum Power		Copper Plus		Gap
			Stk #	Plug Type	Stk #	Plug Type	Stk #	Plug Type	Stk #	Plug Type	
MITSUBISHI (cont)											
ECLIPSE											
3.8L V6, 3828CC											
2012-2007			9001	RC10WYPB4	7344	RC9PYP	3344	RC9PYC	---	---	.032
2006			9001	RC10WYPB4	7344	RC9PYP	3344	RC9PYC	346	RC10YC4	.032
ENDEAVOR											
3.8L V6, 3797CC											
2004			9801	RC8WYPB3	7344	RC9PYP	3344	RC9PYC	---	---	.032
3.8L V6, 3828CC											
2011-2010			9001	RC10WYPB4	7546	RC10PYPB4	3346	RC10PYC	346	RC10YC4	.032
2008-2005			9801	RC8WYPB3	7344	RC9PYP	3344	RC9PYC	---	---	.032
EXPO											
2.4L L4, 2351CC											
1995-1993			9201	RC12WYPB4	7071	RC12PYP	3071	RC12PYC	71	RC12YC	.044
1992			9007	RN10WYPB5	7332	RN10PYP4	3322	RN14PMC3	322	RN11YC4	.044
EXPO LRV											
1.8L L4, 1834CC											
1994-1992			9201	RC12WYPB4	7071	RC12PYP	3071	RC12PYC	71	RC12YC	.044
2.4L L4, 2351CC											
1994-1993			9201	RC12WYPB4	7071	RC12PYP	3071	RC12PYC	71	RC12YC	.044
GALANT											
2.0L L4, 1997CC											
1993			9007	RN10WYPB5	7332	RN10PYP4	3322	RN14PMC3	322	RN11YC4	.044
1992-1991		Nat. Asp.	9007	RN10WYPB5	7332	RN10PYP4	3322	RN14PMC3	322	RN11YC4	.044
		Turbo	---	---	7322	RN14PYP	3322	RN14PMC3	322	RN11YC4	.032
1990-1989			9007	RN10WYPB5	7332	RN10PYP4	3322	RN14PMC3	322	RN11YC4	.044
2.4L L4, 2351CC											
2004			9006	REC10WYPB4	7975	REC10PYPB4	---	---	975	REC10YC4	.044
2003-1994			9201	RC12WYPB4	7071	RC12PYP	3071	RC12PYC	71	RC12YC	.044
1987-1985			9007	RN10WYPB5	7332	RN10PYP4	3322	RN14PMC3	322	RN11YC4	.044
2.4L L4, 2378CC											
2012-2005			9006	REC10WYPB4	7975	REC10PYPB4	---	---	975	REC10YC4	.044
3.0L V6, 2972CC											
2003-2001			9201	RC12WYPB4	7071	RC12PYP	3071	RC12PYC	71	RC12YC	.044
2000-1999			9001	RC10WYPB4	7546	RC10PYPB4	3344	RC9PYC	346	RC10YC4	.044
3.8L V6, 3800CC											
2004			9001	RC10WYPB4	7546	RC10PYPB4	3346	RC10PYC	346	RC10YC4	.044
3.8L V6, 3828CC											
2009-2005			9001	RC10WYPB4	7546	RC10PYPB4	3346	RC10PYC	346	RC10YC4	.044
LANCER											
2.0L L4, 1997CC											
2006		Turbo	9030	REC8WYPB3	---	---	---	---	975	REC10YC4	.024
		Turbo	---	---	7975	REC10PYPB4	---	---	---	---	.032
2005		Turbo	9804	RN8WYPB3	7415	RN9PYP	3415	RN9PYC	332	RN7YC	.032
2.0L L4, 1998CC											
2015-2011		Nat. Asp.	9001	RC10WYPB4	7546	RC10PYPB4	3344	RC9PYC	344	RC9YC	.044
		Turbo	9409	RER8WMB	---	---	---	---	445	RER8MC	.024
2010-2009		Nat. Asp.	9001	RC10WYPB4	7344	RC9PYP	3344	RC9PYC	344	RC9YC	.032
		Turbo	9409	RER8WMB	---	---	---	---	445	RER8MC	.024
2008		Nat. Asp.	9001	RC10WYPB4	7344	RC9PYP	3344	RC9PYC	344	RC9YC	.032
		Turbo	9409	RER8WMB	---	---	---	---	445	RER8MC	.032
2.0L L4, 1999CC											
2007-2006		Nat. Asp.	9201	RC12WYPB4	7070	RC11PYPB4	3071	RC12PYC	71	RC12YC	.044
2005		Nat. Asp.	9201	RC12WYPB4	7071	RC12PYP	3071	RC12PYC	71	RC12YC	.044
2.0L L4, 2000CC											
2004-2003		Nat. Asp.	9201	RC12WYPB4	7071	RC12PYP	3071	RC12PYC	71	RC12YC	.044
		Turbo	9804	RN8WYPB3	7415	RN9PYP	3415	RN9PYC	332	RN7YC	.032
2002			9201	RC12WYPB4	7071	RC12PYP	---	---	71	RC12YC	.044
2.4L L4, 2360CC											
2014-2011			9002	RC10WMPB4	7318	RC12PMPB4	3318	RC12PMC4	318	RC12MC4	.040



Year	Engine	Notes	Iridium		Double Platinum		Platinum Power		Copper Plus		Gap
	VIN		Stk #	Plug Type	Stk #	Plug Type	Stk #	Plug Type	Stk #	Plug Type	
MITSUBISHI (cont)											
LANCER (cont)											
2.4L L4, 2360CC (cont)											
2010-2009			9202	RC12WMPB4	7318	RC12PMPB4	3318	RC12PMC4	318	RC12MC4	.032
2.4L L4, 2378CC											
2006-2005			9006	REC10WYPB4	7975	REC10PYPB4	---	---	975	REC10YC4	.044
2.4L L4, 2400CC											
2004			9006	REC10WYPB4	7975	REC10PYPB4	---	---	975	REC10YC4	.044
MIGHTY MAX											
2.0L L4, 1997CC											
1989-1985			9007	RN10WYPB5	7332	RN10PYP4	3322	RN14PMC3	322	RN11YC4	.044
1984-1983			9007	RN10WYPB5	7332	RN10PYP4	3322	RN14PMC3	322	RN11YC4	.040
2.4L L4, 2351CC											
1996-1990			9007	RN10WYPB5	7332	RN10PYP4	3322	RN14PMC3	322	RN11YC4	.044
2.6L L4, 2555CC											
1989-1985			9007	RN10WYPB5	7332	RN10PYP4	3415	RN9PYC	322	RN11YC4	.044
1984-1983			9007	RN10WYPB5	7332	RN10PYP4	3415	RN9PYC	322	RN11YC4	.040
3.0L V6, 2972CC											
1994-1990			9007	RN10WYPB5	7332	RN10PYP4	3415	RN9PYC	322	RN11YC4	.044
MIRAGE											
1.2L L3, 1193CC											
2015-2014			9775	REC10WMPB4	---	---	---	---	446	REC12MCC4	.044
1.5L L4, 1468CC											
2002-2001			---	---	7322	RN14PYP	3322	RN14PMC3	322	RN11YC4	.032
2000-1985			9007	RN10WYPB5	7332	RN10PYP4	3322	RN14PMC3	322	RN11YC4	.044
1.6L L4, 1597CC											
1992-1991			9007	RN10WYPB5	7332	RN10PYP4	3322	RN14PMC3	322	RN11YC4	.044
1989			---	---	7322	RN14PYP	3322	RN14PMC3	322	RN11YC4	.032
1988-1985			9804	RN8WYPB3	7415	RN9PYP	3415	RN9PYC	415	RN9YC	.044
1.8L L4, 1834CC											
2002-1993			9201	RC12WYPB4	7071	RC12PYP	3071	RC12PYC	71	RC12YC	.044
MONTERO											
2.6L L4, 2555CC											
1989-1986			9007	RN10WYPB5	7415	RN9PYP	3415	RN9PYC	415	RN9YC	.044
1985			9007	RN10WYPB5	7332	RN10PYP4	3415	RN9PYC	322	RN11YC4	.044
1984-1983			9007	RN10WYPB5	7332	RN10PYP4	3415	RN9PYC	322	RN11YC4	.040
3.0L V6, 2972CC											
1996-1995			9001	RC10WYPB4	7546	RC10PYPB4	3344	RC9PYC	418	RC9YCN4	.044
1994-1989			9007	RN10WYPB5	7332	RN10PYP4	3415	RN9PYC	322	RN11YC4	.044
3.5L V6, 3497CC											
2002-2001			9202	RC12WMPB4	7318	RC12PMPB4	3318	RC12PMC4	318	RC12MC4	.044
2000-1994			9201	RC12WYPB4	7071	RC12PYP	3071	RC12PYC	71	RC12YC	.044
3.8L V6, 3797CC											
2005-2003			9001	RC10WYPB4	7546	RC10PYPB4	3346	RC10PYC	346	RC10YC4	.044
3.8L V6, 3828CC											
2006			9001	RC10WYPB4	7546	RC10PYPB4	3346	RC10PYC	346	RC10YC4	.044
MONTERO SPORT											
2.4L L4, 2351CC											
1999			9201	RC12WYPB4	7071	RC12PYP	3071	RC12PYC	71	RC12YC	.044
1998-1997			9007	RN10WYPB5	7332	RN10PYP4	3322	RN14PMC3	322	RN11YC4	.044
3.0L V6, 2972CC											
2003-1999			9201	RC12WYPB4	7071	RC12PYP	3071	RC12PYC	71	RC12YC	.044
1998-1997			9001	RC10WYPB4	7546	RC10PYPB4	3344	RC9PYC	346	RC10YC4	.044
3.5L V6, 3497CC											
2004-2001			9202	RC12WMPB4	7318	RC12PMPB4	3318	RC12PMC4	318	RC12MC4	.044
2000-1999			9001	RC10WYPB4	7546	RC10PYPB4	3346	RC10PYC	346	RC10YC4	.044
OUTLANDER											
2.4L L4, 2351CC											
2004			9006	REC10WYPB4	7975	REC10PYPB4	---	---	975	REC10YC4	.044
2003			9201	RC12WYPB4	7071	RC12PYP	3071	RC12PYC	71	RC12YC	.044



Year	Engine VIN	Notes	Iridium		Double Platinum		Platinum Power		Copper Plus		Gap
			Stk #	Plug Type	Stk #	Plug Type	Stk #	Plug Type	Stk #	Plug Type	
MITSUBISHI (cont)											
OUTLANDER											
2.4L L4, 2360CC											
2015-2014			9407	RER8ZWYCB4	---	---	---	---	---	---	.044
2013-2008			9202	RC12WMPB4	7318	RC12PMPB4	3318	RC12PMC4	318	RC12MC4	.032
2.4L L4, 2378CC											
2006-2005			9006	REC10WYPB4	7975	REC10PYPB4	---	---	975	REC10YC4	.044
3.0L V6, 2998CC											
2015-2007			9409	RER8WMB	---	---	---	---	445	RER8MC	.032
OUTLANDER SPORT											
2.0L L4, 1998CC											
2015-2012			9001	RC10WYPB4	7546	RC10PYPB4	3344	RC9PYC	344	RC9YC	.044
2011			9001	RC10WYPB4	7546	RC10PYPB4	3344	RC9PYC	344	RC9YC	.044
PRECIS											
1.5L L4, 1468CC											
1994-1987			9007	RN10WYPB5	7332	RN10PYP4	3322	RN14PMC3	322	RN11YC4	.044
RAIDER											
3.7L V6, -CC											
2009-2006			9002	RC10WMPB4	7546	RC10PYPB4	3344	RC9PYC	434	RC9MC4	.044
4.7L V8, -CC											
2007-2006			9202	RC12WMPB4	7318	RC12PMPB4	3318	RC12PMC4	439	RC12MCC4	.040
RVR											
2.0L L4, 1998CC											
2011			9001	RC10WYPB4	7546	RC10PYPB4	3346	RC10PYC	346	RC10YC4	.044
SIGMA											
3.0L V6, 2972CC											
1990-1989			9007	RN10WYPB5	7332	RN10PYP4	3415	RN9PYC	322	RN11YC4	.044
STARION											
2.6L L4, 2555CC											
1989			9804	RN8WYPB3	7415	RN9PYP	3415	RN9PYC	332	RN7YC	.044
1988-1986			9007	RN10WYPB5	7415	RN9PYP	3415	RN9PYC	415	RN9YC	.044
1985-1983			---	---	7415	RN9PYP	3415	RN9PYC	415	RN9YC	.044
TREDIA											
1.8L L4, 1795CC											
1988-1985			9804	RN8WYPB3	7415	RN9PYP	3415	RN9PYC	415	RN9YC	.044
1984-1983			9007	RN10WYPB5	7332	RN10PYP4	3322	RN14PMC3	322	RN11YC4	.044
2.0L L4, 1997CC											
1988-1985			9007	RN10WYPB5	7332	RN10PYP4	3322	RN14PMC3	322	RN11YC4	.044
1984			---	---	7332	RN10PYP4	3322	RN14PMC3	322	RN11YC4	.040
VAN											
2.4L L4, 2351CC											
1990-1989			9007	RN10WYPB5	7332	RN10PYP4	3322	RN14PMC3	322	RN11YC4	.044
1988-1987			9007	RN10WYPB5	7332	RN10PYP4	3322	RN14PMC3	322	RN11YC4	.044
MORGAN											
AERO 8											
4.4L V8, 4398CC											
2005-2004			9201	RC12WYPB4	7071	RC12PYP	3071	RC12PYC	71	RC12YC	.040
ROADSTER											
3.0L V6, -CC											
2006			9808	RS8WYPB5	---	---	---	---	---	---	.054
MORRIS											
MINOR											
0.8L L4, 848CC											
1971-1967			---	---	---	---	---	---	896	L90C	.024
1.0L L4, 998CC											
1971-1967			---	---	---	---	---	---	896	L90C	.024



Year	Engine	Notes	CHAMPION Iridium		Double Platinum		Platinum Power		Copper Plus		Gap
	VIN		Stk #	Plug Type	Stk #	Plug Type	Stk #	Plug Type	Stk #	Plug Type	
MORRIS (cont)											
MINOR											
1.3L L4, 1275CC											
1971-1967			---	---	---	---	---	---	896	L90C	.024
NISSAN											
1200											
1.2L L4, 1171CC											
1973-1971			---	---	7322	RN14PYP	3322	RN14PMC3	322	RN11YC4	.032
1600											
1.6L L4, 1595CC											
1970-1967			---	---	7405	RN14PMP	3405	RN14PMC	404	RN12YC	.032
2000											
2.0L L4, 1982CC											
1970-1967			---	---	7322	RN14PYP	3322	RN14PMC3	322	RN11YC4	.032
200SX											
1.6L L4, 1597CC											
1998-1995			9201	RC12WYPB4	7071	RC12PYP	3071	RC12PYC	71	RC12YC	.044
1.8L L4, 1809CC											
1987		Exhaust Side	---	---	7071	RC12PYP	---	---	71	RC12YC	.044
		Intake Side	---	---	7344	RC9PYP	---	---	430	RC9YC4	.044
1986-1984		Exhaust Side	9201	RC12WYPB4	7071	RC12PYP	3071	RC12PYC	71	RC12YC	.044
		Intake Side	9001	RC10WYPB4	---	---	---	---	---	---	.044
		Intake Side	---	---	7344	RC9PYP	3344	RC9PYC	430	RC9YC4	.044
2.0L L4, 1952CC											
1981-1980		2 PLUGS/CYLINDER	9007	RN10WYPB5	7415	RN9PYP	3415	RN9PYC	415	RN9YC	.036
1979			9007	RN10WYPB5	7415	RN9PYP	3415	RN9PYC	415	RN9YC	.044
1978-1977			9007	RN10WYPB5	7332	RN10PYP4	3322	RN14PMC3	322	RN11YC4	.044
2.0L L4, 1974CC											
1988-1984		Exhaust Side	9201	RC12WYPB4	7071	RC12PYP	3071	RC12PYC	71	RC12YC	.044
		Intake Side	9001	RC10WYPB4	---	---	---	---	---	---	.044
		Intake Side	---	---	7344	RC9PYP	3344	RC9PYC	430	RC9YC4	.044
2.0L L4, 1998CC											
1998-1995			9201	RC12WYPB4	7071	RC12PYP	3071	RC12PYC	71	RC12YC	.044
2.2L L4, 2187CC											
1983-1982		Exhaust Side; 2 PLUGS/CYLINDER	9007	RN10WYPB5	7332	RN10PYP4	---	---	322	RN11YC4	.036
		Intake Side; 2 PLUGS/CYLINDER	---	---	7415	RN9PYP	3415	RN9PYC	415	RN9YC	.036
3.0L V6, 2960CC											
1988-1987			9201	RC12WYPB4	7071	RC12PYP	3071	RC12PYC	71	RC12YC	.044
210											
1.2L L4, 1237CC											
1982-1979			9007	RN10WYPB5	7332	RN10PYP4	3322	RN14PMC3	322	RN11YC4	.044
1.4L L4, 1393CC											
1982-1979			---	---	7405	RN14PMP	3405	RN14PMC	404	RN12YC	.044
1.5L L4, 1488CC											
1982-1979			---	---	7405	RN14PMP	3405	RN14PMC	404	RN12YC	.044
240SX											
2.4L L4, 2389CC											
1998-1991			9201	RC12WYPB4	7071	RC12PYP	3071	RC12PYC	71	RC12YC	.044
1990-1989			9202	RC12WMPB4	7318	RC12PMPB4	3318	RC12PMC4	318	RC12MC4	.044
240Z											
2.4L L6, 2393CC											
1973-1970			---	---	7405	RN14PMP	3405	RN14PMC	404	RN12YC	.032
260Z											
2.6L L6, 2565CC											
1975-1974			---	---	7322	RN14PYP	3322	RN14PMC3	322	RN11YC4	.032



Year	Engine VIN	Notes	CHAMPION Iridium		Double Platinum		Platinum Power		Copper Plus		Gap
			Stk #	Plug Type	Stk #	Plug Type	Stk #	Plug Type	Stk #	Plug Type	
NISSAN (cont)											
280Z											
2.8L L6, 2753CC											
1978-1977			---	---	7405	RN14PMP	3405	RN14PMC	308	RN12MC4	.044
1976-1975			---	---	7405	RN14PMP	3405	RN14PMC	308	RN12MC4	.032
280ZX											
2.8L L6, 2753CC											
1983	L28ET~C	Turbo	9007	RN10WYPB5	7332	RN10PYP4	3322	RN14PMC3	322	RN11YC4	.044
	L28E~H	Nat. Asp.	9007	RN10WYPB5	7332	RN10PYP4	3322	RN14PMC3	322	RN11YC4	.044
1982	L28ET~C	Turbo	---	---	7405	RN14PMP	3405	RN14PMC	308	RN12MC4	.044
	L28E~H	Nat. Asp.	9007	RN10WYPB5	7332	RN10PYP4	3322	RN14PMC3	322	RN11YC4	.044
1981	L28ET~C	Turbo	9007	RN10WYPB5	7332	RN10PYP4	3322	RN14PMC3	322	RN11YC4	.044
	L28E~H	Nat. Asp.	---	---	7405	RN14PMP	3405	RN14PMC	308	RN12MC4	.044
1980-1979			---	---	7405	RN14PMP	3405	RN14PMC	308	RN12MC4	.044
300ZX											
3.0L V6, 2960CC											
1996-1990		Nat. Asp.	9201	RC12WYPB4	7071	RC12PYP	3071	RC12PYC	71	RC12YC	.044
		Turbo	9201	RC12WYPB4	7071	RC12PYP	3071	RC12PYC	71	RC12YC	.044
1989-1984		Nat. Asp.	9201	RC12WYPB4	7071	RC12PYP	3071	RC12PYC	71	RC12YC	.044
		Turbo	9201	RC12WYPB4	7071	RC12PYP	3071	RC12PYC	71	RC12YC	.044
310											
1.4L L4, 1393CC											
1980-1979			---	---	7405	RN14PMP	3405	RN14PMC	404	RN12YC	.044
1.5L L4, 1488CC											
1982-1981			---	---	7405	RN14PMP	3405	RN14PMC	404	RN12YC	.044
350Z											
3.5L V6, 3498CC											
2009-2007			9412	REA9WYPB4	---	---	---	---	990	REA6MC	.044
2006-2003			9055	REC12WMPB5	7975	REC10PYPB4	---	---	446	REC12MCC4	.044
370Z											
3.7L V6, 3696CC											
2015-2009			---	---	---	---	---	---	990	REA6MC	.044
411											
1.3L L4, 1299CC											
1967			---	---	7405	RN14PMP	3405	RN14PMC	404	RN12YC	.032
1.6L L4, 1595CC											
1967			---	---	7405	RN14PMP	3405	RN14PMC	404	RN12YC	.032
510											
1.6L L4, 1595CC											
1973-1968			---	---	7405	RN14PMP	3405	RN14PMC	404	RN12YC	.032
2.0L L4, 1952CC											
1981-1980			---	---	7322	RN14PYP	3322	RN14PMC3	322	RN11YC4	.036
1979-1978			9007	RN10WYPB5	7332	RN10PYP4	3322	RN14PMC3	322	RN11YC4	.044
520 PICKUP											
1.3L L4, 1299CC											
1968			---	---	7322	RN14PYP	3322	RN14PMC3	322	RN11YC4	.032
1967			---	---	7405	RN14PMP	3405	RN14PMC	404	RN12YC	.036
521 PICKUP											
1.3L L4, 1299CC											
1969			---	---	7322	RN14PYP	3322	RN14PMC3	322	RN11YC4	.032
1.6L L4, 1595CC											
1972-1970			---	---	7405	RN14PMP	3405	RN14PMC	404	RN12YC	.032
610											
1.8L L4, 1770CC											
1973			---	---	7322	RN14PYP	3322	RN14PMC3	322	RN11YC4	.032
2.0L L4, 1952CC											
1976			9007	RN10WYPB5	7332	RN10PYP4	3322	RN14PMC3	322	RN11YC4	.044
1975			---	---	7322	RN14PYP	3322	RN14PMC3	322	RN11YC4	.036
1974			---	---	7322	RN14PYP	3322	RN14PMC3	322	RN11YC4	.032



Year	Engine	Notes	CHAMPION Iridium		Double Platinum		Platinum Power		Copper Plus		Gap
	VIN		Stk #	Plug Type	Stk #	Plug Type	Stk #	Plug Type	Stk #	Plug Type	
NISSAN (cont)											
620											
2.0L L4, 1952CC											
1979-1976			9007	RN10WYPB5	7332	RN10PYP4	3322	RN14PMC3	322	RN11YC4	.044
1975			---	---	7322	RN14PYP	3322	RN14PMC3	322	RN11YC4	.036
620 PICKUP											
1.6L L4, 1595CC											
1973-1972			---	---	7405	RN14PMP	3405	RN14PMC	404	RN12YC	.032
1.8L L4, 1770CC											
1974			---	---	7322	RN14PYP	3322	RN14PMC3	322	RN11YC4	.032
710											
1.8L L4, 1770CC											
1974			---	---	7322	RN14PYP	3322	RN14PMC3	322	RN11YC4	.032
2.0L L4, 1952CC											
1977			9007	RN10WYPB5	7332	RN10PYP4	3322	RN14PMC3	322	RN11YC4	.044
1976-1975			---	---	7332	RN10PYP4	3322	RN14PMC3	322	RN11YC4	.036
720											
2.0L L4, 1952CC											
1986-1985		Exhaust Side; 2 PLUGS/CYLINDER	9007	RN10WYPB5	---	---	---	---	322	RN11YC4	.032
		Intake Side; 2 PLUGS/CYLINDER	9804	RN8WYPB3	7415	RN9PYP	3415	RN9PYC	415	RN9YC	.032
1984-1983		Exhaust Side; 2 PLUGS/CYLINDER	9007	RN10WYPB5	7332	RN10PYP4	---	---	322	RN11YC4	.032
		Intake Side; 2 PLUGS/CYLINDER	9804	RN8WYPB3	7415	RN9PYP	3415	RN9PYC	415	RN9YC	.032
1980		Intake Side	9804	RN8WYPB3	---	---	---	---	---	---	.032
			---	---	7415	RN9PYP	3415	RN9PYC	415	RN9YC	.032
2.2L L4, 2187CC											
1983-1981		Exhaust Side; 2 PLUGS/CYLINDER	9007	RN10WYPB5	7332	RN10PYP4	---	---	322	RN11YC4	.032
		Intake Side; 2 PLUGS/CYLINDER	9804	RN8WYPB3	7415	RN9PYP	3415	RN9PYC	415	RN9YC	.032
2.4L L4, 2389CC											
1986-1985		Exhaust Side; 2 PLUGS/CYLINDER	9007	RN10WYPB5	---	---	---	---	322	RN11YC4	.032
		Intake Side; 2 PLUGS/CYLINDER	9804	RN8WYPB3	7415	RN9PYP	3415	RN9PYC	415	RN9YC	.032
1984-1983		Exhaust Side; 2 PLUGS/CYLINDER	9007	RN10WYPB5	7332	RN10PYP4	---	---	322	RN11YC4	.032
		Intake Side; 2 PLUGS/CYLINDER	9804	RN8WYPB3	7415	RN9PYP	3415	RN9PYC	415	RN9YC	.032
810											
2.4L L6, 2393CC											
1981-1977			---	---	7405	RN14PMP	3405	RN14PMC	308	RN12MC4	.044
2.8L L6, 2793CC											
1981			---	---	---	---	---	---	160 ¹	CH60	
ALTIMA											
2.4L L4, 2389CC											
2001-2000			9202	RC12WMPB4	7318	RC12PMPB4	3318	RC12PMC4	318	RC12MC4	.044
1999-1993			9201	RC12WYPB4	7071	RC12PYP	3071	RC12PYC	71	RC12YC	.044
2.5L L4, 2500CC											
2014-2007			9410	REA12WMPB4	---	---	---	---	---	---	.044
2006-2002			9006	REC10WYPB4	7975	REC10PYPB4	---	---	---	---	.044
3.5L V6, 3498CC											
2014-2009			9412	REA9WYPB4	---	---	---	---	---	---	.044
2008-2007			9410	REA12WMPB4	---	---	---	---	---	---	.044
2006-2002			9006	REC10WYPB4	7975	REC10PYPB4	---	---	---	---	.044
ARMADA											
5.6L V8, 5552CC											

¹Electrical overload voids warranty



Year	Engine VIN	Notes	CHAMPION Iridium		Double Platinum		Platinum Power		Copper Plus		Gap
			Stk #	Plug Type	Stk #	Plug Type	Stk #	Plug Type	Stk #	Plug Type	
NISSAN (cont)											
ARMADA (cont)											
5.6L V8, 5552CC (cont)											
2014-2009		GAS	9055	REC12WMPB5	---	---	---	---	---	---	.044
			---	---	7975	REC10PYPB4	---	---	446	REC12MCC4	.044
2008-2007			9055	REC12WMPB5	7975	REC10PYPB4	---	---	446	REC12MCC4	.044
2006-2005			9055	REC12WMPB5	7975	REC10PYPB4	---	---	---	---	.044
			---	---	---	---	---	---	446	REC12MCC4	.044
AXXESS											
2.4L L4, 2389CC											
1995-1990			9202	RC12WMPB4	7318	RC12PMPB4	3318	RC12PMC4	318	RC12MC4	.044
B110											
1.2L L4, 1171CC											
1973-1970			---	---	7322	RN14PYP	3322	RN14PMC3	322	RN11YC4	.032
B210											
1.3L L4, 1288CC											
1974			---	---	7322	RN14PYP	3322	RN14PMC3	322	RN11YC4	.036
1.4L L4, 1393CC											
1978-1977			---	---	7405	RN14PMP	3405	RN14PMC	404	RN12YC	.044
1976-1975			---	---	7405	RN14PMP	3405	RN14PMC	404	RN12YC	.036
CUBE											
1.8L L4, 1798CC											
2014-2009			9410	REA12WMPB4	---	---	---	---	---	---	.044
D21											
2.4L L4, 2389CC											
1994-1990			9202	RC12WMPB4	7318	RC12PMPB4	3318	RC12PMC4	318	RC12MC4	.044
1989-1987		Exhaust Side; 2 PLUGS/CYLINDER	9007	RN10WYPB5	7332	RN10PYP4	---	---	322	RN11YC4	.032
		Intake Side; 2 PLUGS/CYLINDER	---	---	7415	RN9PYP	3415	RN9PYC	415	RN9YC	.032
1986		Exhaust Side; 2 PLUGS/CYLINDER	---	---	7332	RN10PYP4	---	---	322	RN11YC4	.032
		Intake Side; 2 PLUGS/CYLINDER	---	---	7415	RN9PYP	3415	RN9PYC	415	RN9YC	.032
3.0L V6, 2960CC											
1994-1990			9201	RC12WYPB4	7071	RC12PYP	3071	RC12PYC	71	RC12YC	.032
1989-1986			9201	RC12WYPB4	7071	RC12PYP	3071	RC12PYC	71	RC12YC	.044
F10											
1.4L L4, 1393CC											
1978-1977			---	---	7405	RN14PMP	3405	RN14PMC	404	RN12YC	.044
1976			---	---	7405	RN14PMP	3405	RN14PMC	404	RN12YC	.032
FRONTIER											
2.4L L4, 2389CC											
2004-2001			9001	RC10WYPB4	7546	RC10PYPB4	3346	RC10PYC	346	RC10YC4	.044
2000			9202	RC12WMPB4	7318	RC12PMPB4	3318	RC12PMC4	318	RC12MC4	.044
1999-1998			9201	RC12WYPB4	7071	RC12PYP	3071	RC12PYC	71	RC12YC	.044
2.5L L4, 2500CC											
2014-2005			9410	REA12WMPB4	---	---	---	---	---	---	.044
3.3L V6, 3275CC											
2004-2002			9001	RC10WYPB4	7546	RC10PYPB4	3346	RC10PYC	346	RC10YC4	.044
2001			9001	RC10WYPB4	7546	RC10PYPB4	3346	RC10PYC	346	RC10YC4	.040
2000			9201	RC12WYPB4	7071	RC12PYP	3071	RC12PYC	71	RC12YC	.040
1999			9201	RC12WYPB4	7071	RC12PYP	3071	RC12PYC	71	RC12YC	.040
4.0L V6, 3954CC											
2014-2007			9775	REC10WMPB4	---	---	---	---	---	---	.044
2006-2005			9006	REC10WYPB4	7975	REC10PYPB4	---	---	---	---	.044
GT-R											
3.8L V6, 3799CC											
2015-2009			---	---	---	---	---	---	990	REA6MC	.032



Year	Engine	Notes	CHAMPION	Iridium		Double Platinum		Platinum Power		Copper Plus		Gap
	VIN		Stk #	Plug Type	Stk #	Plug Type	Stk #	Plug Type	Stk #	Plug Type		
NISSAN (cont)												
JUKE												
1.6L L4, 1618CC												
2015-2011			9412	REA9WYPB4	---	---	---	---	991	REA8MCX	.036	
MAXIMA												
2.4L L6, 2393CC												
1984-1981			---	---	7405	RN14PMP	3405	RN14PMC	308	RN12MC4	.044	
2.8L L6, 2793CC												
1983-1982			---	---	---	---	---	---	198 ¹	CH260		
3.0L V6, 2960CC												
1994-1992	VE30DE~E		9202	RC12WMPB4	7318	RC12PMPB4	3318	RC12PMC4	318	RC12MC4	.044	
	VG30E~H		9201	RC12WYPB4	7071	RC12PYP	3071	RC12PYC	71	RC12YC	.044	
1991-1985			9201	RC12WYPB4	7071	RC12PYP	3071	RC12PYC	71	RC12YC	.044	
3.0L V6, 2988CC												
2001-1995			9201	RC12WYPB4	7071	RC12PYP	3071	RC12PYC	71	RC12YC	.044	
3.5L V6, 3498CC												
2014-2009			9412	REA9WYPB4	---	---	---	---	---	---	.044	
2008-2007			9775	REC10WMPB4	---	---	---	---	---	---	.044	
2006-2002			9006	REC10WYPB4	7975	REC10PYPB4	---	---	---	---	.044	
MICRA												
1.2L L4, 1229CC												
1991-1984			9007	RN10WYPB5	---	---	3322	RN14PMC3	322	RN11YC4	.044	
MULTI												
2.0L L4, 1974CC												
1988-1986		Exhaust Side; 2 PLUGS/CYLINDER	9201	RC12WYPB4	7071	RC12PYP	3071	RC12PYC	71	RC12YC	.044	
		Intake Side; 2 PLUGS/CYLINDER	9001	RC10WYPB4	7546	RC10PYPB4	3346	RC10PYC	430	RC9YC4	.044	
MURANO												
3.5L V6, 3498CC												
2014-2009			9412	REA9WYPB4	---	---	---	---	---	---	.044	
2007-2003			9006	REC10WYPB4	7975	REC10PYPB4	---	---	---	---	.044	
NV1500												
4.0L V6, 3954CC												
2014-2012			9775	REC10WMPB4	---	---	---	---	---	---	.044	
NV200												
2.0L L4, 1997CC												
2014-2013			9410	REA12WMPB4	---	---	---	---	---	---	.044	
NV2500												
4.0L V6, 3954CC												
2014-2012			9775	REC10WMPB4	---	---	---	---	---	---	.044	
5.6L V8, 5552CC												
2014-2012			9775	REC10WMPB4	---	---	---	---	---	---	.044	
NV3500												
4.0L V6, 3954CC												
2014-2012			9775	REC10WMPB4	---	---	---	---	---	---	.044	
5.6L V8, 5552CC												
2014-2012			9775	REC10WMPB4	---	---	---	---	---	---	.044	
NX												
1.6L L4, 1597CC												
1993-1991			9201	RC12WYPB4	7071	RC12PYP	3071	RC12PYC	71	RC12YC	.044	
2.0L L4, 1998CC												
1993-1991			9201	RC12WYPB4	7071	RC12PYP	3071	RC12PYC	71	RC12YC	.044	
PATHFINDER												
2.4L L4, 2389CC												
1988-1987		Exhaust Side; 2 PLUGS/CYLINDER	9007	RN10WYPB5	7332	RN10PYP4	---	---	322	RN11YC4	.032	

¹Electrical overload voids warranty



Year	Engine VIN	Notes	CHAMPION Iridium		Double Platinum		Platinum Power		Copper Plus		Gap
			Stk #	Plug Type	Stk #	Plug Type	Stk #	Plug Type	Stk #	Plug Type	
NISSAN (cont)											
PATHFINDER (cont)											
2.4L L4, 2389CC (cont)											
		Intake Side; 2 PLUGS/CYLINDER	---	---	7415	RN9PYP	3415	RN9PYC	415	RN9YC	.032
2.5L L4, 2488CC											
2014			9412	REA9WYPB4	---	---	---	---	991	REA8MCX	.036
3.0L V6, 2960CC											
1995-1990			9201	RC12WYPB4	7071	RC12PYP	3071	RC12PYC	71	RC12YC	.032
1989-1987			9201	RC12WYPB4	7071	RC12PYP	3071	RC12PYC	71	RC12YC	.044
3.3L V6, 3275CC											
2000			9201	RC12WYPB4	7071	RC12PYP	3071	RC12PYC	71	RC12YC	.040
1999-1996			9201	RC12WYPB4	7071	RC12PYP	3071	RC12PYC	71	RC12YC	.040
3.5L V6, 3498CC											
2014-2013			9412	REA9WYPB4	---	---	---	---	---	---	.044
2004			---	---	7975	REC10PYPB4	---	---	446	REC12MCC4	.044
2003-2001			9055	REC12WMPB5	7975	REC10PYPB4	---	---	446	REC12MCC4	.044
4.0L V6, 3954CC											
2012-2008			9775	REC10WMPB4	---	---	---	---	---	---	.044
2007-2005			9006	REC10WYPB4	7975	REC10PYPB4	---	---	---	---	.044
5.6L V8, 5552CC											
2012-2008			9775	REC10WMPB4	---	---	---	---	---	---	.044
2004			9006	REC10WYPB4	7975	REC10PYPB4	---	---	---	---	.044
PATROL											
4.0L L6, 3956CC											
1969-1967			---	---	---	---	---	---	616	XMN12	.025
PICKUP											
2.4L L4, 2389CC											
1997-1995			9202	RC12WMPB4	7318	RC12PMPB4	3318	RC12PMC4	318	RC12MC4	.044
3.0L V6, 2960CC											
1996-1995			9201	RC12WYPB4	7071	RC12PYP	3071	RC12PYC	71	RC12YC	.032
PULSAR											
1.6L L4, 1597CC											
1983			---	---	7405	RN14PMP	3405	RN14PMC	404	RN12YC	.044
PULSAR NX											
1.5L L4, 1488CC											
1984-1983			---	---	7405	RN14PMP	3405	RN14PMC	308	RN12MC4	.040
1.6L L4, 1597CC											
1990-1989			9201	RC12WYPB4	7071	RC12PYP	3071	RC12PYC	71	RC12YC	.044
1988			---	---	7405	RN14PMP	3405	RN14PMC	308	RN12MC4	.044
1987	CA16DE		9001	RC10WYPB4	7546	RC10PYPB4	3346	RC10PYC	346	RC10YC4	.044
	E16I-P		---	---	7405	RN14PMP	3405	RN14PMC	308	RN12MC4	.044
1986-1983			---	---	7405	RN14PMP	3405	RN14PMC	404	RN12YC	.044
1.8L L4, 1809CC											
1989			9201	RC12WYPB4	7071	RC12PYP	3071	RC12PYC	71	RC12YC	.044
1988			9201	RC12WYPB4	---	---	---	---	---	---	.044
			---	---	7071	RC12PYP	3071	RC12PYC	71	RC12YC	.044
QUEST											
3.0L V6, 2960CC											
1998-1993			9201	RC12WYPB4	7071	RC12PYP	3071	RC12PYC	71	RC12YC	.032
3.3L V6, 3275CC											
2002-2001			9201	RC12WYPB4	7071	RC12PYP	3071	RC12PYC	71	RC12YC	.044
2000			9201	RC12WYPB4	7071	RC12PYP	3071	RC12PYC	71	RC12YC	.040
1999			9201	RC12WYPB4	7071	RC12PYP	3071	RC12PYC	71	RC12YC	.040
3.5L V6, 3498CC											
2014-2011			9412	REA9WYPB4	---	---	---	---	---	---	.044
2009-2004			9006	REC10WYPB4	7975	REC10PYPB4	---	---	---	---	.044
ROGUE											
2.5L L4, 2500CC											
2014-2008			9410	REA12WMPB4	---	---	---	---	---	---	.044



Year	Engine	Notes	CHAMPION Iridium		Double Platinum		Platinum Power		Copper Plus		Gap
	VIN		Stk #	Plug Type	Stk #	Plug Type	Stk #	Plug Type	Stk #	Plug Type	
NISSAN (cont)											
SENTRA											
1.5L L4, 1488CC											
1983-1982			---	---	7405	RN14PMP	3405	RN14PMC	404	RN12YC	.044
1.6L L4, 1597CC											
1999-1989			9201	RC12WYPB4	7071	RC12PYP	3071	RC12PYC	71	RC12YC	.044
1988-1983			---	---	7405	RN14PMP	3405	RN14PMC	404	RN12YC	.044
1.8L L4, 1798CC											
2014-2013			9410	REA12WMPB4	---	---	---	---	---	---	.044
1.8L L4, 1809CC											
2006-2000			9006	REC10WYPB4	7975	REC10PYPB4	---	---	---	---	.044
2.0L L4, 1997CC											
2012-2007			9410	REA12WMPB4	---	---	---	---	---	---	.044
2.0L L4, 1998CC											
2001-1998			9201	RC12WYPB4	7071	RC12PYP	3071	RC12PYC	71	RC12YC	.044
1994-1991			9201	RC12WYPB4	7071	RC12PYP	3071	RC12PYC	71	RC12YC	.044
2.5L L4, 2500CC											
2012-2007			9410	REA12WMPB4	---	---	---	---	---	---	.044
2006-2002			9006	REC10WYPB4	7975	REC10PYPB4	---	---	---	---	.044
STANZA											
2.0L L4, 1974CC											
1989-1984		Exhaust Side	9201	RC12WYPB4	7071	RC12PYP	3071	RC12PYC	71	RC12YC	.044
		Intake Side	9001	RC10WYPB4	7546	RC10PYPB4	3344	RC9PYC	418	RC9YCN4	.044
1983-1982		Exhaust Side; 2 PLUGS/CYLINDER	9007	RN10WYPB5	7332	RN10PYP4	---	---	---	---	.044
		Exhaust Side	---	---	---	---	---	---	322	RN11YC4	.044
		Intake Side; 2 PLUGS/CYLINDER	---	---	7415	RN9PYP	3415	RN9PYC	415	RN9YC	.044
2.4L L4, 2389CC											
1992-1990			9202	RC12WMPB4	7318	RC12PMPB4	3318	RC12PMC4	318	RC12MC4	.044
TITAN											
5.6L V8, 5552CC											
2014-2007		GAS	9775	REC10WMPB4	---	---	---	---	---	---	.044
2006-2004			9006	REC10WYPB4	7975	REC10PYPB4	---	---	---	---	.044
VAN											
2.4L L4, 2389CC											
1988		Exhaust Side; 2 PLUGS/CYLINDER	9007	RN10WYPB5	7332	RN10PYP4	---	---	---	---	.036
		Exhaust Side	---	---	---	---	---	---	322	RN11YC4	.036
		Intake Side; 2 PLUGS/CYLINDER	---	---	7415	RN9PYP	3415	RN9PYC	415	RN9YC	.036
1987		Exhaust Side; 2 PLUGS/CYLINDER	9007	RN10WYPB5	7332	RN10PYP4	---	---	---	---	.032
		Exhaust Side	---	---	---	---	---	---	322	RN11YC4	.032
		Intake Side; 2 PLUGS/CYLINDER	---	---	7415	RN9PYP	3415	RN9PYC	415	RN9YC	.032
VERSA											
1.6L L4, 1598CC											
2015-2012			9412	REA9WYPB4	---	---	---	---	991	REA8MCX	.044
2011-2009			9412	REA9WYPB4	---	---	---	---	991	REA8MCX	.044
1.8L L4, 1798CC											
2012-2007			9410	REA12WMPB4	---	---	---	---	---	---	.044
VERSA NOTE											
1.6L L4, 1598CC											
2015-2014			9412	REA9WYPB4	---	---	---	---	---	---	.044
X-TRAIL											
2.5L L4, 2500CC											
2006-2005			9006	REC10WYPB4	7975	REC10PYPB4	---	---	975	REC10YC4	.044
XTERRA											
2.4L L4, 2389CC											



Year	Engine VIN	Notes	CHAMPION Iridium		Double Platinum		Platinum Power		Copper Plus		Gap
			Stk #	Plug Type	Stk #	Plug Type	Stk #	Plug Type	Stk #	Plug Type	
NISSAN (cont)											
XTERRA (cont)											
2.4L L4, 2389CC (cont)											
2004-2001			9001	RC10WYPB4	7546	RC10PYPB4	3346	RC10PYC	346	RC10YC4	.044
2000			9202	RC12WMPB4	7318	RC12PMPB4	3318	RC12PMC4	318	RC12MC4	.044
3.3L V6, 3275CC											
2004-2001			9001	RC10WYPB4	7546	RC10PYPB4	3346	RC10PYC	346	RC10YC4	.044
2000			9201	RC12WYPB4	7071	RC12PYP	3071	RC12PYC	71	RC12YC	.040
4.0L V6, 3954CC											
2014-2008			9775	REC10WMPB4	---	---	---	---	---	---	.044
2007-2005			9006	REC10WYPB4	7975	REC10PYPB4	---	---	---	---	.044
OLDSMOBILE											
442											
5.7L V8, 350 CID											
1971			---	---	---	---	---	---	63	RJ14YC	.040
1970			---	---	---	---	---	---	63	RJ14YC	.024
			---	---	---	---	---	---	63	RJ14YC	.040
1969			---	---	---	---	---	---	63	RJ14YC	.024
1968			---	---	---	---	---	---	58	RJ18YC	.024
6.6L V8, 400 CID											
1969			---	---	---	---	---	---	63	RJ14YC	.024
1968			---	---	---	---	---	---	58	RJ18YC	.024
1967			---	---	---	---	---	---	58	RJ18YC	.036
7.5L V8, 455 CID											
1971-1970			---	---	---	---	---	---	63	RJ14YC	.040
1969			---	---	---	---	---	---	63	RJ14YC	.030
1968			---	---	---	---	---	---	58	RJ18YC	.024
88											
3.8L V6, 231 CID											
1999-1996			9404	RS14WYPB5	7940	RS14PYPB5	3013	RS14PYC6	13	RS14YC6	.060
1995-1992			9404	RS14WYPB5	7940	RS14PYPB5	3013	RS14PYC6	13	RS14YC6	.060
98											
3.0L V6, 181 CID											
1985			---	---	---	---	3025	RV19PMC	37	RV17YC6	.060
3.8L V6, 231 CID											
1996			9404	RS14WYPB5	7940	RS14PYPB5	3013	RS14PYC6	13	RS14YC6	.060
1995-1988			9404	RS14WYPB5	7940	RS14PYPB5	3013	RS14PYC6	13	RS14YC6	.060
1987-1986			9404	RS14WYPB5	7408	RS14PYPB	3408	RS10PYC	408	RS14YC	.044
1985			---	---	---	---	3025	RV19PMC	37	RV17YC6	.060
4.1L V6, 252 CID											
1983-1981			---	---	---	---	3025	RV19PMC	37	RV17YC6	.060
4.3L V6, 260 CID											
1985		DIESEL	---	---	---	---	---	---	147¹	CH182	
5.0L V8, 307 CID											
1984-1980			---	---	---	---	---	---	66	RJ18YC6	.060
5.7L V8, 350 CID											
1984		DIESEL	---	---	---	---	---	---	147¹	CH182	
1983-1981		DIESEL	---	---	---	---	---	---	180¹	CH80	
1980		DIESEL	---	---	---	---	---	---	180¹	CH80	
		GAS	---	---	---	---	---	---	66	RJ18YC6	.060
1979		DIESEL; With Voltage Controller	---	---	---	---	---	---	180¹	CH80	
		GAS	---	---	---	---	---	---	66	RJ18YC6	.060
1978-1977			---	---	---	---	---	---	66	RJ18YC6	.060
1974-1972			---	---	---	---	---	---	63	RJ14YC	.040
6.6L V8, 400 CID											
1975			---	---	---	---	3025	RV19PMC	37	RV17YC6	.060
6.6L V8, 403 CID											
1979-1977			---	---	---	---	---	---	66	RJ18YC6	.060

¹Electrical overload voids warranty



Year	Engine	Notes	CHAMPION Iridium		Double Platinum		Platinum Power		Copper Plus		Gap
	VIN		Stk #	Plug Type	Stk #	Plug Type	Stk #	Plug Type	Stk #	Plug Type	
OLDSMOBILE (cont)											
98											
7.0L V8, 425 CID											
1967			---	---	---	---	---	---	14	RJ12YC	.024
7.5L V8, 455 CID											
1976-1975			---	---	---	---	---	---	66	RJ18YC6	.060
1974-1973		HEI Ignition	---	---	---	---	---	---	66	RJ18YC6	.060
		Standard Ignition	---	---	---	---	---	---	63	RJ14YC	.040
1972-1971			---	---	---	---	---	---	63	RJ14YC	.040
1970-1969			---	---	---	---	---	---	63	RJ14YC	.030
1968			---	---	---	---	---	---	14	RJ12YC	.024
ACHIEVA											
2.3L L4, 138 CID											
1995			9404	RS14WYPB5	7940	RS14PYPB5	3013	RS14PYC6	13	RS14YC6	.060
1994-1992			9201	RC12WYPB4	7071	RC12PYP	3071	RC12PYC	431	RC14YC	.036
2.3L L4, 140 CID											
1994-1993			9201	RC12WYPB4	7071	RC12PYP	3071	RC12PYC	71	RC12YC	.036
1992			9201	RC12WYPB4	7071	RC12PYP	3071	RC12PYC	431	RC14YC	.036
2.4L L4, 146 CID											
1998-1996			9404	RS14WYPB5	7940	RS14PYPB5	3013	RS14PYC6	13	RS14YC6	.050
3.1L V6, 189 CID											
1998-1996			9404	RS14WYPB5	7940	RS14PYPB5	3013	RS14PYC6	13	RS14YC6	.060
1995-1994			9402	RS14WLPB6	7015	RS14PMP4	3015	RS14PMC4	15	RS15LYC	.060
3.3L V6, 204 CID											
1993-1992			9404	RS14WYPB5	7940	RS14PYPB5	3013	RS14PYC6	13	RS14YC6	.060
ALERO											
2.2L L4, 134 CID											
2004-2002			---	---	7981	RE14PYPB4	---	---	---	---	.040
2.4L L4, 146 CID											
2001-1999			9404	RS14WYPB5	7963	RS12PYPB5	3013	RS14PYC6	13	RS14YC6	.050
3.4L V6, 207 CID											
2004-2003			9404	RS14WYPB5	7940	RS14PYPB5	3013	RS14PYC6	13	RS14YC6	.060
2002-1999			9404	RS14WYPB5	7940	RS14PYPB5	3013	RS14PYC6	13	RS14YC6	.060
AURORA											
3.5L V6, 214 CID											
2002-2001			9404	RS14WYPB5	7940	RS14PYPB5	3013	RS14PYC6	13	RS14YC6	.050
4.0L V8, 244 CID											
2003-2002			---	---	---	---	3401	RS10PYC4	---	---	.050
2001			9404	RS14WYPB5	7940	RS14PYPB5	3013	RS14PYC6	13	RS14YC6	.060
1999-1995			9404	RS14WYPB5	7940	RS14PYPB5	3013	RS14PYC6	13	RS14YC6	.050
BRAVADA											
4.2L L6, 256 CID											
2004-2003			9901	RE10WYPB5	7437	RES11PYP5	---	---	---	---	.044
2002			9901	RE10WYPB5	7437	RES11PYP5	---	---	---	---	.044
4.3L V6, 262 CID											
2001-1996			9404	RS14WYPB5	7940	RS14PYPB5	3013	RS14PYC6	13	RS14YC6	.060
1994			---	---	7018	RV17PMP4	3018	RV17PMC4	18	RV15YC4	.044
1993-1991			---	---	7018	RV17PMP4	3018	RV17PMC4	18	RV15YC4	.036
CALAIS											
2.3L L4, 138 CID											
1987			9201	RC12WYPB4	7071	RC12PYP	3071	RC12PYC	431	RC14YC	.036
2.5L L4, 151 CID											
1987-1985			---	---	7018	RV17PMP4	3018	RV17PMC4	79	RV15YC6	.060
3.0L V6, 181 CID											
1987-1986			9404	RS14WYPB5	7408	RS14PYPB	3408	RS10PYC	408	RS14YC	.044
1985			9404	RS14WYPB5	7408	RS14PYPB	3408	RS10PYC	408	RS14YC	.040
CUSTOM CRUISER											
4.1L L6, 250 CID											
1974-1973			---	---	---	---	3018	RV17PMC4	18	RV15YC4	.036
1972-1971			---	---	---	---	3018	RV17PMC4	19	RV19YC	.036



Year	Engine VIN	Notes	CHAMPION	Iridium		Double Platinum		Platinum Power		Copper Plus		Gap
			Stk #	Plug Type	Stk #	Plug Type	Stk #	Plug Type	Stk #	Plug Type		
OLDSMOBILE (cont)												
CUSTOM CRUISER (cont)												
4.1L L6, 250 CID (cont)												
1970			---	---	---	---	3018	RV17PMC4	18	RV15YC4	.036	
5.0L V8, 305 CID												
1992			---	---	---	---	3025	RV19PMC	25	RV17YC	.044	
1991			---	---	---	---	3025	RV19PMC	19	RV19YC	.044	
5.0L V8, 307 CID												
1990-1985			9201	RC12WYPB4	7071	RC12PYP	3071	RC12PYC	89	RC12YC5	.060	
1984-1980			---	---	---	---	---	---	66	RJ18YC6	.060	
5.7L V8, 350 CID												
1992			---	---	7018	RV17PMP4	3018	RV17PMC4	18	RV15YC4	.036	
1985-1984		DIESEL	---	---	---	---	---	---	147 ¹	CH182		
1983-1981		DIESEL	---	---	---	---	---	---	180 ¹	CH80		
1980		DIESEL	---	---	---	---	---	---	180 ¹	CH80		
		GAS	---	---	---	---	---	---	66	RJ18YC6	.060	
1979		DIESEL; With Voltage Controller	---	---	---	---	---	---	180 ¹	CH80		
		GAS	---	---	---	---	---	---	66	RJ18YC6	.060	
1978			---	---	---	---	---	---	66	RJ18YC6	.060	
1977	L		---	---	---	---	3025	RV19PMC	25	RV17YC	.044	
	R		---	---	---	---	---	---	66	RJ18YC6	.060	
1974-1971			---	---	---	---	---	---	63	RJ14YC	.040	
1970			---	---	---	---	---	---	63	RJ14YC	.030	
6.6L V8, 400 CID												
1975	R		---	---	---	---	---	---	17	RV19YC6	.060	
	S		---	---	---	---	3025	RV19PMC	37	RV17YC6	.060	
6.6L V8, 403 CID												
1979-1977			---	---	---	---	---	---	66	RJ18YC6	.060	
7.5L V8, 455 CID												
1976-1975			---	---	---	---	---	---	66	RJ18YC6	.060	
1974-1973		HEI Ignition	---	---	---	---	---	---	66	RJ18YC6	.060	
		Standard Ignition	---	---	---	---	---	---	63	RJ14YC	.040	
1972-1970			---	---	---	---	---	---	63	RJ14YC	.040	
CUTLASS												
3.1L V6, 189 CID												
1999-1997			9404	RS14WYPB5	7940	RS14PYPB5	3013	RS14PYC6	13	RS14YC6	.060	
3.8L V6, 231 CID												
1981-1979			---	---	---	---	3025	RV19PMC	37	RV17YC6	.060	
1978			---	---	---	---	---	---	17	RV19YC6	.060	
1977			---	---	---	---	3025	RV19PMC	17	RV19YC6	.060	
4.1L L6, 250 CID												
1976-1975			---	---	---	---	3025	RV19PMC	19	RV19YC	.036	
1974-1970			---	---	---	---	3018	RV17PMC4	18	RV15YC4	.036	
1969-1968			---	---	7405	RN14PMP	3405	RN14PMC	405	RN14YC	.036	
1967			---	---	---	---	---	---	58	RJ18YC	.036	
4.3L V8, 260 CID												
1981-1975			---	---	---	---	---	---	66	RJ18YC6	.060	
4.4L V8, 267 CID												
1981			---	---	---	---	3025	RV19PMC	19	RV19YC	.044	
5.0L V8, 305 CID												
1987-1985			---	---	---	---	3025	RV19PMC	---	---	.044	
1980-1978			---	---	---	---	3025	RV19PMC	19	RV19YC	.044	
5.4L V8, 330 CID												
1967			---	---	---	---	---	---	58	RJ18YC	.024	
5.7L V8, 350 CID												
1981			---	---	---	---	---	---	180 ¹	CH80		
1980		DIESEL	---	---	---	---	---	---	180 ¹	CH80		
		GAS	---	---	---	---	---	---	66	RJ18YC6	.060	
1979	L	GAS	---	---	---	---	3025	RV19PMC	25	RV17YC	.036	
	N	DIESEL; With Voltage Controller	---	---	---	---	---	---	180 ¹	CH80		

¹Electrical overload voids warranty



Year	Engine	Notes	CHAMPION Iridium		Double Platinum		Platinum Power		Copper Plus		Gap
	VIN		Stk #	Plug Type	Stk #	Plug Type	Stk #	Plug Type	Stk #	Plug Type	
OLDSMOBILE (cont)											
CUTLASS (cont)											
5.7L V8, 350 CID (cont)											
	R	GAS	---	---	---	---	---	---	66	RJ18YC6	.060
1978			---	---	---	---	3025	RV19PMC	25	RV17YC	.044
1977-1975			---	---	---	---	---	---	66	RJ18YC6	.060
1974-1972			---	---	---	---	---	---	63	RJ14YC	.040
1971			---	---	---	---	---	---	58	RJ18YC	.040
1970			---	---	---	---	---	---	63	RJ14YC	.030
1969-1968			---	---	---	---	---	---	58	RJ18YC	.024
6.6L V8, 400 CID											
1969-1967			---	---	---	---	---	---	58	RJ18YC	.024
6.6L V8, 403 CID											
1977			---	---	---	---	---	---	66	RJ18YC6	.060
7.5L V8, 455 CID											
1976-1975			---	---	---	---	---	---	66	RJ18YC6	.060
1974-1972			---	---	---	---	---	---	63	RJ14YC	.040
1971			---	---	---	---	---	---	58	RJ18YC	.040
1970			---	---	---	---	---	---	63	RJ14YC	.030
1969			---	---	---	---	---	---	58	RJ18YC	.024
1968			---	---	---	---	---	---	14	RJ12YC	.024
CUTLASS CALAIS											
2.3L L4, 138 CID											
1991-1988			9201	RC12WYPB4	7071	RC12PYP	3071	RC12PYC	431	RC14YC	.036
2.3L L4, 140 CID											
1991-1989			9201	RC12WYPB4	7071	RC12PYP	3071	RC12PYC	431	RC14YC	.036
2.5L L4, 151 CID											
1991-1988			---	---	7018	RV17PMP4	3018	RV17PMC4	79	RV15YC6	.060
3.0L V6, 181 CID											
1988			9404	RS14WYPB5	7408	RS14PYPB	3408	RS10PYC	408	RS14YC	.044
3.3L V6, 204 CID											
1991-1989			9404	RS14WYPB5	7940	RS14PYPB5	3013	RS14PYC6	13	RS14YC6	.060
3.8L V6, 231 CID											
1984-1979			---	---	---	---	3025	RV19PMC	37	RV17YC6	.060
1978			---	---	---	---	---	---	17	RV19YC6	.060
4.3L V6, 260 CID											
1984		DIESEL	---	---	---	---	---	---	147 ¹	CH182	
1983-1982		DIESEL	---	---	---	---	---	---	180 ¹	CH80	
4.3L V8, 260 CID											
1982-1980			---	---	---	---	---	---	66	RJ18YC6	.060
1979		DIESEL; With Voltage Controller	---	---	---	---	---	---	180 ¹	CH80	
		GAS	---	---	---	---	---	---	66	RJ18YC6	.060
1978			---	---	---	---	---	---	66	RJ18YC6	.060
4.4L V8, 267 CID											
1982			---	---	---	---	3025	RV19PMC	19	RV19YC	.044
5.0L V8, 305 CID											
1980-1978			---	---	---	---	3025	RV19PMC	19	RV19YC	.044
5.0L V8, 307 CID											
1984-1982			---	---	---	---	---	---	66	RJ18YC6	.060
5.7L V8, 350 CID											
1984		DIESEL	---	---	---	---	---	---	147 ¹	CH182	
1983-1981		DIESEL	---	---	---	---	---	---	180 ¹	CH80	
1980		DIESEL	---	---	---	---	---	---	180 ¹	CH80	
		GAS	---	---	---	---	---	---	66	RJ18YC6	.060
1979			---	---	---	---	---	---	66	RJ18YC6	.060
CUTLASS CIERA											
2.2L L4, 134 CID											
1996-1994			9402	RS14WLPB6	7020	RS12PLP	3015	RS14PMC4	20	RS13LYC5	.060
1993			9402	RS14WLPB6	7020	RS12PLP	3015	RS14PMC4	20	RS13LYC5	.044

¹Electrical overload voids warranty



Year	Engine VIN	Notes	CHAMPION Iridium		Double Platinum		Platinum Power		Copper Plus		Gap
			Stk #	Plug Type	Stk #	Plug Type	Stk #	Plug Type	Stk #	Plug Type	
OLDSMOBILE (cont)											
CUTLASS CIERA											
2.5L L4, 151 CID											
1992-1984			---	---	7018	RV17PMP4	3018	RV17PMC4	79	RV15YC6	.060
1983-1982			---	---	---	---	3025	RV19PMC	37	RV17YC6	.060
2.8L V6, 173 CID											
1989-1987			9402	RS14WLPB6	7015	RS14PMP4	3015	RS14PMC4	15	RS15LYC	.044
1986			---	---	7018	RV17PMP4	3018	RV17PMC4	18	RV15YC4	.044
1985-1982			---	---	7018	RV17PMP4	3018	RV17PMC4	18	RV15YC4	.036
3.0L V6, 181 CID											
1985-1982			---	---	---	---	3025	RV19PMC	37	RV17YC6	.060
3.1L V6, 189 CID											
1996			9404	RS14WYPB5	7940	RS14PYPB5	3013	RS14PYC6	13	RS14YC6	.060
1995-1994			9402	RS14WLPB6	7015	RS14PMP4	3015	RS14PMC4	15	RS15LYC	.060
3.3L V6, 204 CID											
1993-1989			9404	RS14WYPB5	7940	RS14PYPB5	3013	RS14PYC6	13	RS14YC6	.060
3.8L V6, 231 CID											
1988-1986			9404	RS14WYPB5	7408	RS14PYPB	3408	RS10PYC	408	RS14YC	.044
1985-1984			---	---	---	---	3025	RV19PMC	37	RV17YC6	.060
4.3L V6, 260 CID											
1985-1984			---	---	---	---	---	---	147¹	CH182	
1983-1982			---	---	---	---	---	---	180¹	CH80	
CUTLASS CRUISER											
2.5L L4, 151 CID											
1990-1987			---	---	7018	RV17PMP4	3018	RV17PMC4	79	RV15YC6	.060
2.8L V6, 173 CID											
1989-1987			9402	RS14WLPB6	7015	RS14PMP4	3015	RS14PMC4	15	RS15LYC	.044
3.1L V6, 189 CID											
1994			9402	RS14WLPB6	7015	RS14PMP4	3015	RS14PMC4	15	RS15LYC	.060
3.3L V6, 204 CID											
1993-1989			9404	RS14WYPB5	7940	RS14PYPB5	3013	RS14PYC6	13	RS14YC6	.060
3.8L V6, 231 CID											
1988-1987			9404	RS14WYPB5	7408	RS14PYPB	3408	RS10PYC	408	RS14YC	.044
1983-1980			---	---	---	---	3025	RV19PMC	37	RV17YC6	.060
4.3L V8, 260 CID											
1982-1980			---	---	---	---	---	---	66	RJ18YC6	.060
4.4L V8, 267 CID											
1982			---	---	---	---	3025	RV19PMC	19	RV19YC	.044
5.0L V8, 305 CID											
1982			---	---	---	---	3025	RV19PMC	19	RV19YC	.044
1980			---	---	---	---	3025	RV19PMC	19	RV19YC	.044
5.0L V8, 307 CID											
1983-1981			---	---	---	---	---	---	66	RJ18YC6	.060
5.7L V8, 350 CID											
1983-1981		DIESEL	---	---	---	---	---	---	180¹	CH80	
1980		DIESEL	---	---	---	---	---	---	180¹	CH80	
		GAS	---	---	---	---	---	---	66	RJ18YC6	.060
CUTLASS SALON											
3.8L V6, 231 CID											
1987-1986			---	---	---	---	3025	RV19PMC	37	RV17YC6	.060
1985			---	---	---	---	3025	RV19PMC	---	---	.060
1981-1979			---	---	---	---	3025	RV19PMC	37	RV17YC6	.060
1978			---	---	---	---	3025	RV19PMC	17	RV19YC6	.060
4.3L V8, 260 CID											
1981-1980			---	---	---	---	---	---	66	RJ18YC6	.060
1979		DIESEL; With Voltage Controller	---	---	---	---	---	---	180¹	CH80	
			---	---	---	---	---	---	66	RJ18YC6	.060
1978-1975			---	---	---	---	---	---	66	RJ18YC6	.060

¹Electrical overload voids warranty



Year	Engine	Notes	CHAMPION Iridium		Double Platinum		Platinum Power		Copper Plus		Gap
	VIN		Stk #	Plug Type	Stk #	Plug Type	Stk #	Plug Type	Stk #	Plug Type	
OLDSMOBILE (cont)											
CUTLASS SALON											
5.0L V8, 305 CID											
1980-1978			---	---	---	---	3025	RV19PMC	19	RV19YC	.044
5.0L V8, 307 CID											
1987-1985			9201	RC12WYPB4	7071	RC12PYP	3071	RC12PYC	89	RC12YC5	.060
5.7L V8, 350 CID											
1985		DIESEL	---	---	---	---	---	---	180 ¹	CH80	
1981-1980		DIESEL	---	---	---	---	---	---	180 ¹	CH80	
1979			---	---	---	---	---	---	66	RJ18YC6	.060
1977-1975			---	---	---	---	---	---	66	RJ18YC6	.060
6.6L V8, 403 CID											
1977			---	---	---	---	---	---	66	RJ18YC6	.060
7.5L V8, 455 CID											
1976-1975			---	---	---	---	---	---	66	RJ18YC6	.060
CUTLASS SUPREME											
2.3L L4, 138 CID											
1991-1990			9201	RC12WYPB4	7071	RC12PYP	3071	RC12PYC	431	RC14YC	.036
2.3L L4, 140 CID											
1990			9201	RC12WYPB4	7071	RC12PYP	3071	RC12PYC	431	RC14YC	.036
2.8L V6, 173 CID											
1989-1988			9402	RS14WLPB6	7015	RS14PMP4	3015	RS14PMC4	15	RS15LYC	.044
3.1L V6, 189 CID											
1997-1996			9404	RS14WYPB5	7940	RS14PYPB5	3013	RS14PYC6	13	RS14YC6	.060
1995-1994			9402	RS14WLPB6	7015	RS14PMP4	3015	RS14PMC4	15	RS15LYC	.060
1993	M		9402	RS14WLPB6	7015	RS14PMP4	3015	RS14PMC4	15	RS15LYC	.060
	T		9402	RS14WLPB6	7015	RS14PMP4	3015	RS14PMC4	15	RS15LYC	.044
1992-1989			9402	RS14WLPB6	7015	RS14PMP4	3015	RS14PMC4	15	RS15LYC	.044
3.4L V6, 207 CID											
1996			9404	RS14WYPB5	7963	RS12PYPB5	3013	RS14PYC6	13	RS14YC6	.060
1995-1991			9402	RS14WLPB6	7020	RS12PLP	3015	RS14PMC4	20	RS13LYC5	.044
3.8L V6, 231 CID											
1987-1979			---	---	---	---	3025	RV19PMC	37	RV17YC6	.060
1978-1977			---	---	---	---	---	---	17	RV19YC6	.060
4.1L L6, 250 CID											
1976-1975			---	---	---	---	3025	RV19PMC	19	RV19YC	.036
1974-1971			---	---	---	---	3018	RV17PMC4	18	RV15YC4	.036
4.3L V6, 260 CID											
1984		DIESEL	---	---	---	---	---	---	147 ¹	CH182	
1983-1982		DIESEL	---	---	---	---	---	---	180 ¹	CH80	
4.3L V8, 260 CID											
1982-1980			---	---	---	---	---	---	66	RJ18YC6	.060
1979		DIESEL; With Voltage Controller	---	---	---	---	---	---	180 ¹	CH80	
		GAS	---	---	---	---	---	---	66	RJ18YC6	.060
1978-1975			---	---	---	---	---	---	66	RJ18YC6	.060
4.4L V8, 267 CID											
1982			---	---	---	---	3025	RV19PMC	19	RV19YC	.044
5.0L V8, 305 CID											
1987-1985			---	---	---	---	---	---	19	RV19YC	.044
1980-1978			---	---	---	---	3025	RV19PMC	19	RV19YC	.044
5.0L V8, 307 CID											
1988-1985			9201	RC12WYPB4	7071	RC12PYP	3071	RC12PYC	89	RC12YC5	.060
1984-1982			---	---	---	---	---	---	66	RJ18YC6	.060
5.4L V8, 330 CID											
1967			---	---	---	---	---	---	58	RJ18YC	.024
5.7L V8, 350 CID											
1985-1984		DIESEL	---	---	---	---	---	---	147 ¹	CH182	
1983-1981		DIESEL	---	---	---	---	---	---	180 ¹	CH80	
1980		DIESEL	---	---	---	---	---	---	180 ¹	CH80	
		GAS	---	---	---	---	---	---	66	RJ18YC6	.060

¹Electrical overload voids warranty



Year	Engine VIN	Notes	CHAMPION Iridium		Double Platinum		Platinum Power		Copper Plus		Gap
			Stk #	Plug Type	Stk #	Plug Type	Stk #	Plug Type	Stk #	Plug Type	
OLDSMOBILE (cont)											
CUTLASS SUPREME (cont)											
5.7L V8, 350 CID (cont)											
1979		DIESEL; With Voltage Controller	---	---	---	---	---	---	180 ¹	CH80	
		GAS	---	---	---	---	---	---	66	RJ18YC6	.060
1978			---	---	---	---	3025	RV19PMC	25	RV17YC	.044
1977-1975			---	---	---	---	---	---	66	RJ18YC6	.060
1974-1972			---	---	---	---	---	---	63	RJ14YC	.040
1971			---	---	---	---	---	---	63	RJ14YC	.024
			---	---	---	---	---	---	63	RJ14YC	.040
1970-1969			---	---	---	---	---	---	63	RJ14YC	.030
1968			---	---	---	---	---	---	58	RJ18YC	.024
6.6L V8, 403 CID											
1977			---	---	---	---	---	---	66	RJ18YC6	.060
7.5L V8, 455 CID											
1976-1975			---	---	---	---	---	---	66	RJ18YC6	.060
1974-1971			---	---	---	---	---	---	63	RJ14YC	.040
CUTLASS TIARA											
4.3L V8, 260 CID											
1976			---	---	---	---	---	---	66	RJ18YC6	.060
5.7L V8, 350 CID											
1976			---	---	---	---	---	---	66	RJ18YC6	.060
7.5L V8, 455 CID											
1976			---	---	---	---	---	---	66	RJ18YC6	.060
DELMONT 88											
5.4L V8, 330 CID											
1967			---	---	---	---	---	---	58	RJ18YC	.024
5.7L V8, 350 CID											
1968			---	---	---	---	---	---	58	RJ18YC	.024
7.0L V8, 425 CID											
1967			---	---	---	---	---	---	58	RJ18YC	.024
7.5L V8, 455 CID											
1968			---	---	---	---	---	---	14	RJ12YC	.024
DELTA 88											
3.0L V6, 181 CID											
1986			9404	RS14WYPB5	7408	RS14PYPB	3408	RS10PYC	408	RS14YC	.044
3.8L V6, 231 CID											
1991-1989			9404	RS14WYPB5	7940	RS14PYPB5	3013	RS14PYC6	13	RS14YC6	.060
1988	3		9404	RS14WYPB5	7408	RS14PYPB	3408	RS10PYC	408	RS14YC	.044
	C		9404	RS14WYPB5	7940	RS14PYPB5	3013	RS14PYC6	13	RS14YC6	.060
1987-1986			9404	RS14WYPB5	7408	RS14PYPB	3408	RS10PYC	408	RS14YC	.044
1985-1979			---	---	---	---	3025	RV19PMC	37	RV17YC6	.060
1978-1977			---	---	---	---	---	---	17	RV19YC6	.060
4.3L V8, 260 CID											
1982-1977			---	---	---	---	---	---	66	RJ18YC6	.060
4.4L V8, 267 CID											
1982-1981			---	---	---	---	3025	RV19PMC	19	RV19YC	.044
4.9L V8, 301 CID											
1979			---	---	---	---	---	---	17	RV19YC6	.060
5.0L V8, 307 CID											
1985			9201	RC12WYPB4	7071	RC12PYP	3071	RC12PYC	89	RC12YC5	.060
1984-1980			---	---	---	---	---	---	66	RJ18YC6	.060
5.4L V8, 330 CID											
1967			---	---	---	---	---	---	58	RJ18YC	.024
5.7L V8, 350 CID											
1985-1984		DIESEL	---	---	---	---	---	---	147 ¹	CH182	
1983-1981		DIESEL	---	---	---	---	---	---	180 ¹	CH80	
1980		DIESEL	---	---	---	---	---	---	180 ¹	CH80	
		GAS	---	---	---	---	---	---	66	RJ18YC6	.060

¹Electrical overload voids warranty



Year	Engine	Notes	CHAMPION Iridium		Double Platinum		Platinum Power		Copper Plus		Gap
	VIN		Stk #	Plug Type	Stk #	Plug Type	Stk #	Plug Type	Stk #	Plug Type	
OLDSMOBILE (cont)											
DELTA 88 (cont)											
5.7L V8, 350 CID (cont)											
1979		DIESEL; With Voltage Controller	---	---	---	---	---	---	180 ¹	CH80	
		GAS	---	---	---	---	---	---	66	RJ18YC6	.060
1978			---	---	---	---	---	---	66	RJ18YC6	.060
1977	G		---	---	---	---	3025	RV19PMC	25	RV17YC	.044
	L		---	---	---	---	3025	RV19PMC	25	RV17YC	.044
	R		---	---	---	---	---	---	66	RJ18YC6	.060
1976-1975			---	---	---	---	---	---	66	RJ18YC6	.060
1974-1971			---	---	---	---	---	---	63	RJ14YC	.040
1970-1969			---	---	---	---	---	---	63	RJ14YC	.030
1968			---	---	---	---	---	---	58	RJ18YC	.024
6.6L V8, 400 CID											
1975	R		---	---	---	---	---	---	17	RV19YC6	.060
	S		---	---	---	---	3025	RV19PMC	37	RV17YC6	.060
6.6L V8, 403 CID											
1979-1977			---	---	---	---	---	---	66	RJ18YC6	.060
7.0L V8, 425 CID											
1967			---	---	---	---	---	---	58	RJ18YC	.024
7.5L V8, 455 CID											
1976-1975			---	---	---	---	---	---	66	RJ18YC6	.060
1974-1973		HEI Ignition	---	---	---	---	---	---	66	RJ18YC6	.060
		Standard Ignition	---	---	---	---	---	---	63	RJ14YC	.040
1972-1971			---	---	---	---	---	---	63	RJ14YC	.040
1970-1969			---	---	---	---	---	---	63	RJ14YC	.030
1968			---	---	---	---	---	---	14	RJ12YC	.024
F85											
4.1L L6, 250 CID											
1972-1970			---	---	---	---	3018	RV17PMC4	18	RV15YC4	.036
1969-1967			---	---	7405	RN14PMP	3405	RN14PMC	405	RN14YC	.036
5.4L V8, 330 CID											
1967			---	---	---	---	---	---	58	RJ18YC	.024
5.7L V8, 350 CID											
1972-1971			---	---	---	---	---	---	63	RJ14YC	.040
1970-1969			---	---	---	---	---	---	63	RJ14YC	.030
1968			---	---	7405	RN14PMP	3405	RN14PMC	405	RN14YC	.036
6.6L V8, 400 CID											
1969			---	---	---	---	---	---	63	RJ14YC	.030
1968			---	---	---	---	---	---	58	RJ18YC	.024
1967			---	---	---	---	---	---	58	RJ18YC	.036
7.5L V8, 455 CID											
1972-1971			---	---	---	---	---	---	63	RJ14YC	.040
1970			---	---	---	---	---	---	63	RJ14YC	.030
FIRENZA											
1.8L L4, 112 CID											
1986-1983			---	---	7405	RN14PMP	3405	RN14PMC	405	RN14YC	.036
1982	0	FI	---	---	---	---	---	---	406	RV12YC	.036
	G	CARB	---	---	---	---	---	---	406	RV12YC	.036
2.0L L4, 121 CID											
1988-1987			9402	RS14WLPB6	7015	RS14PMP4	3015	RS14PMC4	15	RS15LYC	.036
2.0L L4, 122 CID											
1988-1987			---	---	7031	RN14PMP5	3031	RN14PMC5	105	RN16YC5	.060
1986-1983			---	---	---	---	---	---	406	RV12YC	.036
2.8L V6, 173 CID											
1987			9402	RS14WLPB6	7015	RS14PMP4	3015	RS14PMC4	15	RS15LYC	.044
1986-1985			---	---	7018	RV17PMP4	3018	RV17PMC4	18	RV15YC4	.044
INTRIGUE											
3.5L V6, 214 CID											
2002-1999			9404	RS14WYPB5	7940	RS14PYPB5	3013	RS14PYC6	13	RS14YC6	.050

¹Electrical overload voids warranty



Year	Engine VIN	Notes	CHAMPION Iridium		Double Platinum		Platinum Power		Copper Plus		Gap
			Stk #	Plug Type	Stk #	Plug Type	Stk #	Plug Type	Stk #	Plug Type	
OLDSMOBILE (cont)											
INTRIGUE											
3.8L V6, 231 CID											
1999-1998			9404	RS14WYPB5	7940	RS14PYPB5	3013	RS14PYC6	13	RS14YC6	.060
LSS											
3.8L V6, 231 CID											
1999-1996			9404	RS14WYPB5	7940	RS14PYPB5	3013	RS14PYC6	13	RS14YC6	.060
OMEGA											
2.5L L4, 151 CID											
1984			---	---	7018	RV17PMP4	3018	RV17PMC4	79	RV15YC6	.060
1983-1980			---	---	---	---	3025	RV19PMC	37	RV17YC6	.060
2.8L V6, 173 CID											
1984-1982	X		---	---	7018	RV17PMP4	3018	RV17PMC4	18	RV15YC4	.044
	Z		---	---	---	---	---	---	406	RV12YC	.044
1981-1980			---	---	7018	RV17PMP4	3018	RV17PMC4	18	RV15YC4	.044
3.8L V6, 231 CID											
1979			---	---	---	---	3025	RV19PMC	37	RV17YC6	.060
1978-1977			---	---	---	---	---	---	17	RV19YC6	.060
4.1L L6, 250 CID											
1976-1975			---	---	---	---	3025	RV19PMC	19	RV19YC	.036
1974-1973			---	---	---	---	3018	RV17PMC4	18	RV15YC4	.036
4.3L V8, 260 CID											
1977-1975			---	---	---	---	---	---	66	RJ18YC6	.060
5.0L V8, 305 CID											
1979-1977			---	---	---	---	3025	RV19PMC	19	RV19YC	.044
5.7L V8, 350 CID											
1979-1978			---	---	---	---	3025	RV19PMC	25	RV17YC	.044
1977			---	---	---	---	3025	RV19PMC	25	RV17YC	.044
			---	---	---	---	---	---	66	RJ18YC6	.060
1976-1975			---	---	---	---	---	---	17	RV19YC6	.060
1974-1973			---	---	---	---	---	---	63	RJ14YC	.040
REGENCY											
3.8L V6, 231 CID											
1998-1997			9404	RS14WYPB5	7940	RS14PYPB5	3013	RS14PYC6	13	RS14YC6	.060
SILHOUETTE											
3.1L V6, 189 CID											
1994-1990			---	---	7018	RV17PMP4	3018	RV17PMC4	18	RV15YC4	.044
3.4L V6, 207 CID											
2004-2003			9404	RS14WYPB5	7940	RS14PYPB5	3013	RS14PYC6	13	RS14YC6	.060
2002-1996			9404	RS14WYPB5	7940	RS14PYPB5	3013	RS14PYC6	13	RS14YC6	.060
3.8L V6, 231 CID											
1995-1992			9404	RS14WYPB5	7940	RS14PYPB5	3013	RS14PYC6	13	RS14YC6	.060
STARFIRE											
2.3L L4, 140 CID											
1977-1976			---	---	7018	RV17PMP4	3018	RV17PMC4	18	RV15YC4	.036
2.5L L4, 151 CID											
1980-1978			---	---	---	---	3025	RV19PMC	37	RV17YC6	.060
3.8L V6, 231 CID											
1980-1979			---	---	---	---	3025	RV19PMC	37	RV17YC6	.060
1978-1977			---	---	---	---	---	---	17	RV19YC6	.060
1976-1975			---	---	---	---	---	---	66	RJ18YC6	.060
5.0L V8, 305 CID											
1979-1977			---	---	---	---	3025	RV19PMC	19	RV19YC	.044
TORONADO											
3.8L V6, 231 CID											
1992-1988			9404	RS14WYPB5	7940	RS14PYPB5	3013	RS14PYC6	13	RS14YC6	.060
1987-1986			9404	RS14WYPB5	7408	RS14PYPB	3408	RS10PYC	408	RS14YC	.044
4.1L V6, 252 CID											
1984-1981			---	---	---	---	3025	RV19PMC	37	RV17YC6	.060



Year	Engine	Notes	CHAMPION Iridium		Double Platinum		Platinum Power		Copper Plus		Gap	
	VIN		Stk #	Plug Type	Stk #	Plug Type	Stk #	Plug Type	Stk #	Plug Type		
OLDSMOBILE (cont)												
TORONADO												
5.0L V8, 307 CID												
1985			9201	RC12WYPB4	7071	RC12PYP	3071	RC12PYC	89	RC12YC5	.060	
1984-1980			---	---	---	---	---	---	66	RJ18YC6	.060	
5.7L V8, 350 CID												
1985-1984		DIESEL	---	---	---	---	---	---	147 ¹	CH182		
1983-1981		DIESEL	---	---	---	---	---	---	180 ¹	CH80		
1980		DIESEL	---	---	---	---	---	---	180 ¹	CH80		
		GAS	---	---	---	---	---	---	66	RJ18YC6	.060	
1979		DIESEL; With Voltage Controller	---	---	---	---	---	---	180 ¹	CH80		
		GAS	---	---	---	---	---	---	66	RJ18YC6	.060	
1977			---	---	---	---	---	---	66	RJ18YC6	.060	
6.6L V8, 403 CID												
1978-1977			---	---	---	---	---	---	66	RJ18YC6	.060	
7.0L V8, 425 CID												
1967			---	---	---	---	---	---	58	RJ18YC	.024	
7.5L V8, 455 CID												
1976-1975			---	---	---	---	---	---	66	RJ18YC6	.060	
1974		NON-HEI Ignition	---	---	---	---	---	---	63	RJ14YC	.040	
1973		HEI Ignition	---	---	---	---	---	---	66	RJ18YC6	.060	
1972-1971			---	---	---	---	---	---	63	RJ14YC	.040	
1970-1969			---	---	---	---	---	---	63	RJ14YC	.030	
1968			---	---	---	---	---	---	14	RJ12YC	.024	
VISTA CRUISER												
4.1L L6, 250 CID												
1974-1970			---	---	---	---	---	3018	RV17PMC4	18	RV15YC4	.036
1969-1968			---	---	7405	RN14PMP	3405	RN14PMC	405	RN14YC	.036	
5.4L V8, 330 CID												
1967			---	---	---	---	---	---	58	RJ18YC	.024	
5.7L V8, 350 CID												
1975			---	---	---	---	---	---	66	RJ18YC6	.060	
1974-1971			---	---	---	---	---	---	63	RJ14YC	.040	
1970-1969			---	---	---	---	---	---	63	RJ14YC	.024	
1968			---	---	---	---	---	---	58	RJ18YC	.024	
6.6L V8, 400 CID												
1969			---	---	---	---	---	---	63	RJ14YC	.024	
1968			---	---	---	---	---	---	58	RJ18YC	.024	
1967			---	---	---	---	---	---	58	RJ18YC	.036	
7.5L V8, 455 CID												
1975			---	---	---	---	---	---	66	RJ18YC6	.060	
1974-1971			---	---	---	---	---	---	63	RJ14YC	.040	
1970-1969			---	---	---	---	---	---	63	RJ14YC	.030	
1968			---	---	---	---	---	---	14	RJ12YC	.024	
OPEL												
1900												
1.9L L4, 1898CC												
1975-1971			---	---	---	---	---	---	929	RL95YC	.024	
DELUXE												
1.1L L4, 1077CC												
1971			---	---	---	---	---	---	929	RL95YC	.024	
KADETT												
1.1L L4, 1077CC												
1972-1967			---	---	---	---	---	---	929	RL95YC	.024	
MANTA												
1.9L L4, 1897CC												
1972-1971			---	---	---	---	---	---	929	RL95YC	.024	

¹Electrical overload voids warranty



Year	Engine VIN	Notes	CHAMPION Iridium		Double Platinum		Platinum Power		Copper Plus		Gap
			Stk #	Plug Type	Stk #	Plug Type	Stk #	Plug Type	Stk #	Plug Type	
OPEL (cont)											
MANTA											
1.9L L4, 1898CC											
1975-1973			---	---	---	---	---	---	929	RL95YC	.024
OPEL											
1.1L L4, 1077CC											
1970-1969			---	---	---	---	---	---	929	RL95YC	.024
1.9L L4, 1898CC											
1973-1971			---	---	---	---	---	---	929	RL95YC	.024
RALLYE											
1.1L L4, 1077CC											
1970-1968			---	---	---	---	---	---	929	RL95YC	.024
PANOZ											
ESPERANTE											
4.6L V8, -CC											
2005		Nat. Asp.	9204	RS12WYPB4	7963	RS12PYPB5	3401	RS10PYC4	401	RS12YC	.054
		Supercharged	9204	RS12WYPB4	7963	RS12PYPB5	3401	RS10PYC4	401	RS12YC	.054
2004		Nat. Asp.	9204	RS12WYPB4	7963	RS12PYPB5	3401	RS10PYC4	401	RS12YC	.054
PANTHER											
J-72											
4.2L L6, 4235CC											
1972			---	---	7405	RN14PMP	3405	RN14PMC	405	RN14YC	.036
PEUGEOT											
304											
1.3L L4, 1290CC											
1972-1971			9804	RN8WYPB3	---	---	---	---	332	RN7YC	.024
404											
1.6L L4, 1618CC											
1970-1967			9804	RN8WYPB3	7415	RN9PYP	3415	RN9PYC	415	RN9YC	.024
405											
1.9L L4, 1905CC											
1991-1989			9001	RC10WYPB4	7546	RC10PYPB4	3344	RC9PYC	344	RC9YC	.032
504											
1.8L L4, 1796CC											
1970			9804	RN8WYPB3	7415	RN9PYP	3415	RN9PYC	415	RN9YC	.032
2.0L L4, 1971CC											
1979-1971			9804	RN8WYPB3	7415	RN9PYP	3415	RN9PYC	415	RN9YC	.024
2.3L L4, 2304CC											
1983-1981		DIESEL	---	---	---	---	---	---	195 ¹	CH189	
1980-1978		DIESEL	---	---	---	---	---	---	163 ¹	CH63	
505											
2.0L L4, 1971CC											
1987-1980			9804	RN8WYPB3	7415	RN9PYP	3415	RN9PYC	415	RN9YC	.024
2.2L L4, 2155CC											
1991		Turbo	---	---	---	---	3026	RS7PYB4	304	RS9YC	.032
1990		Turbo	9804	RN8WYPB3	7415	RN9PYP	3415	RN9PYC	415	RN9YC	.032
1989-1988		Turbo	---	---	---	---	3026	RS7PYB4	304	RS9YC	.032
1987		Turbo	9804	RN8WYPB3	7415	RN9PYP	3415	RN9PYC	415	RN9YC	.032
1986	5		9804	RN8WYPB3	7415	RN9PYP	3415	RN9PYC	415	RN9YC	.036
	7		9804	RN8WYPB3	7415	RN9PYP	3415	RN9PYC	415	RN9YC	.032
1985			9804	RN8WYPB3	7415	RN9PYP	3415	RN9PYC	415	RN9YC	.036
2.2L L4, 2165CC											
1991-1990		Nat. Asp.	---	---	---	---	3026	RS7PYB4	304	RS9YC	.032
1989-1987		Nat. Asp.	9804	RN8WYPB3	7415	RN9PYP	3415	RN9PYC	415	RN9YC	.036
2.3L L4, 2304CC											
1986-1981		DIESEL	---	---	---	---	---	---	195 ¹	CH189	
1980		DIESEL	---	---	---	---	---	---	163 ¹	CH63	

¹Electrical overload voids warranty



Year	Engine	Notes	CHAMPION Iridium		Double Platinum		Platinum Power		Copper Plus		Gap
	VIN		Stk #	Plug Type	Stk #	Plug Type	Stk #	Plug Type	Stk #	Plug Type	
PEUGEOT (cont)											
505											
2.5L L4, 2498CC											
1985		DIESEL	---	---	---	---	---	---	195 ¹	CH189	
2.8L V6, 2849CC											
1989-1987			---	---	---	---	3026	RS7PYB4	304	RS9YC	.032
604											
2.3L L4, 2304CC											
1984-1982		DIESEL	---	---	---	---	---	---	195 ¹	CH189	
2.8L V6, 2849CC											
1981			---	---	---	---	3026	RS7PYB4	---	---	.024
			---	---	---	---	---	---	304	RS9YC	.032
PLYMOUTH											
ACCLAIM											
2.5L L4, 153 CID											
1995-1989			---	---	7405	RN14PMP	3405	RN14PMC	404	RN12YC	.036
3.0L V6, 181 CID											
1995-1989			9007	RN10WYPB5	7332	RN10PYP4	3415	RN9PYC	322	RN11YC4	.044
ARROW											
1.6L L4, 98 CID											
1980-1978			9804	RN8WYPB3	7415	RN9PYP	3415	RN9PYC	415	RN9YC	.044
1977-1976			9804	RN8WYPB3	7415	RN9PYP	3415	RN9PYC	415	RN9YC	.032
2.0L L4, 122 CID											
1978			9804	RN8WYPB3	7415	RN9PYP	3415	RN9PYC	415	RN9YC	.044
1977-1976			9804	RN8WYPB3	7415	RN9PYP	3415	RN9PYC	415	RN9YC	.032
2.6L L4, 156 CID											
1980-1979			9007	RN10WYPB5	7332	RN10PYP4	---	---	322	RN11YC4	.044
ARROW PICKUP											
2.0L L4, 122 CID											
1982			9804	RN8WYPB3	7415	RN9PYP	3415	RN9PYC	415	RN9YC	.040
1981-1979			9804	RN8WYPB3	7415	RN9PYP	3415	RN9PYC	415	RN9YC	.044
2.6L L4, 156 CID											
1982-1979			9007	RN10WYPB5	7332	RN10PYP4	---	---	322	RN11YC4	.044
BARRACUDA											
3.2L L6, 198 CID											
1971-1970			---	---	7405	RN14PMP	3405	RN14PMC	405	RN14YC	.036
3.7L L6, 225 CID											
1972-1968			---	---	7405	RN14PMP	3405	RN14PMC	405	RN14YC	.036
1967		3/4" Reach Heads	---	---	7405	RN14PMP	3405	RN14PMC	405	RN14YC	.036
4.5L V8, 273 CID											
1967		3/4" Reach Heads	---	---	7405	RN14PMP	3405	RN14PMC	405	RN14YC	.036
5.2L V8, 318 CID											
1974-1968			---	---	7405	RN14PMP	3405	RN14PMC	405	RN14YC	.036
5.6L V8, 340 CID											
1973			---	---	7405	RN14PMP	3405	RN14PMC	405	RN14YC	.036
1972-1968			---	---	7405	RN14PMP	3405	RN14PMC	404	RN12YC	.036
5.9L V8, 360 CID											
1974-1973			---	---	7405	RN14PMP	3405	RN14PMC	405	RN14YC	.036
6.3L V8, 383 CID											
1971-1970	L		---	---	---	---	---	---	63	RJ14YC	.036
	N		---	---	---	---	---	---	14	RJ12YC	.036
1969-1968			---	---	---	---	---	---	14	RJ12YC	.036
1967		3/8" Reach Heads	---	---	---	---	---	---	14	RJ12YC	.036
7.0L V8, 426 CID											
1971-1970			---	---	7405	RN14PMP	3405	RN14PMC	404	RN12YC	.036
7.2L V8, 440 CID											
1971-1970			---	---	---	---	---	---	14	RJ12YC	.036
BELVEDERE											
3.7L L6, 225 CID											

¹Electrical overload voids warranty



Year	Engine VIN	Notes	CHAMPION Iridium		Double Platinum		Platinum Power		Copper Plus		Gap
			Stk #	Plug Type	Stk #	Plug Type	Stk #	Plug Type	Stk #	Plug Type	
PLYMOUTH (cont)											
BELVEDERE (cont)											
3.7L L6, 225 CID (cont)											
1970-1968			---	---	7405	RN14PMP	3405	RN14PMC	405	RN14YC	.036
1967		3/4" Reach Heads	---	---	7405	RN14PMP	3405	RN14PMC	405	RN14YC	.036
4.5L V8, 273 CID											
1968			---	---	7405	RN14PMP	3405	RN14PMC	405	RN14YC	.036
1967		3/4" Reach Heads	---	---	7405	RN14PMP	3405	RN14PMC	405	RN14YC	.036
5.2L V8, 318 CID											
1970-1968			---	---	7405	RN14PMP	3405	RN14PMC	405	RN14YC	.036
1967		3/4" Reach Heads	---	---	7405	RN14PMP	3405	RN14PMC	405	RN14YC	.036
6.3L V8, 383 CID											
1970	L		---	---	---	---	---	---	63	RJ14YC	.036
	N		---	---	---	---	---	---	14	RJ12YC	.036
1969-1968	G		---	---	---	---	---	---	63	RJ14YC	.036
	H		---	---	---	---	---	---	14	RJ12YC	.036
1967		3/8" Reach Heads	---	---	---	---	---	---	63	RJ14YC	.036
7.0L V8, 426 CID											
1967		3/4" Reach Heads	---	---	7405	RN14PMP	3405	RN14PMC	404	RN12YC	.036
7.2L V8, 440 CID											
1967		3/8" Reach Heads	---	---	---	---	---	---	14	RJ12YC	.036
BELVEDERE II											
4.5L V8, 273 CID											
1967		3/4" Reach Heads	---	---	7405	RN14PMP	3405	RN14PMC	405	RN14YC	.036
5.2L V8, 318 CID											
1967		3/4" Reach Heads	---	---	7405	RN14PMP	3405	RN14PMC	405	RN14YC	.036
6.3L V8, 383 CID											
1967		3/8" Reach Heads	---	---	---	---	---	---	63	RJ14YC	.036
7.0L V8, 426 CID											
1967		3/4" Reach Heads	---	---	7405	RN14PMP	3405	RN14PMC	404	RN12YC	.036
BREEZE											
2.0L L4, 122 CID											
2000-1996			9001	RC10WYPB4	7546	RC10PYPB4	3344	RC9PYC	344	RC9YC	.036
2.4L L4, 148 CID											
2000-1996			9201	RC12WYPB4	7071	RC12PYP	3071	RC12PYC	89	RC12YC5	.050
CARAVELLE											
2.2L L4, 135 CID											
1988-1986			---	---	7405	RN14PMP	3405	RN14PMC	404	RN12YC	.036
1985-1983			---	---	7405	RN14PMP	3405	RN14PMC	405	RN14YC	.036
2.5L L4, 153 CID											
1988-1986			---	---	7405	RN14PMP	3405	RN14PMC	404	RN12YC	.036
2.6L L4, 156 CID											
1985-1983			9007	RN10WYPB5	7332	RN10PYP4	---	---	322	RN11YC4	.044
3.7L L6, 225 CID											
1983			---	---	7405	RN14PMP	3405	RN14PMC	405	RN14YC	.036
1982			---	---	---	---	3025	RV19PMC	25	RV17YC	.036
1981			---	---	7405	RN14PMP	3405	RN14PMC	405	RN14YC	.036
1980-1978			---	---	---	---	3025	RV19PMC	25	RV17YC	.036
5.2L V8, 318 CID											
1989-1986			---	---	7405	RN14PMP	3405	RN14PMC	404	RN12YC	.036
1985-1978			---	---	7405	RN14PMP	3405	RN14PMC	405	RN14YC	.036
5.9L V8, 360 CID											
1979-1978			---	---	7405	RN14PMP	3405	RN14PMC	405	RN14YC	.036
CHAMP											
1.4L L4, 1410cc											
1982-1979			9804	RN8WYPB3	7415	RN9PYP	3415	RN9PYC	415	RN9YC	.044
1.6L L4, 98 CID											
1982-1979			9804	RN8WYPB3	7415	RN9PYP	3415	RN9PYC	415	RN9YC	.044
COLT											
1.4L L4, 1410cc											



Year	Engine	Notes	CHAMPION Iridium		Double Platinum		Platinum Power		Copper Plus		Gap
	VIN		Stk #	Plug Type	Stk #	Plug Type	Stk #	Plug Type	Stk #	Plug Type	
PLYMOUTH (cont)											
COLT (cont)											
1.4L L4, 1410cc (cont)											
1984-1983			9804	RN8WYPB3	7415	RN9PYP	3415	RN9PYC	415	RN9YC	.044
1982-1979			9804	RN8WYPB3	7415	RN9PYP	3415	RN9PYC	415	RN9YC	.040
1.5L L4, 90 CID											
1995-1992			9007	RN10WYPB5	7332	RN10PYP4	3322	RN14PMC3	322	RN11YC4	.044
1991-1985			9804	RN8WYPB3	7415	RN9PYP	3415	RN9PYC	415	RN9YC	.044
1.6L L4, 98 CID											
1990-1983			9804	RN8WYPB3	7415	RN9PYP	3415	RN9PYC	415	RN9YC	.044
1982-1976			9804	RN8WYPB3	7415	RN9PYP	3415	RN9PYC	415	RN9YC	.040
1.8L L4, 107 CID											
1990-1989			9804	RN8WYPB3	7415	RN9PYP	3415	RN9PYC	415	RN9YC	.044
1.8L L4, 112 CID											
1994-1992			9201	RC12WYPB4	7071	RC12PYP	3071	RC12PYC	71	RC12YC	.044
2.0L L4, 122 CID											
1991-1984			9804	RN8WYPB3	7415	RN9PYP	3415	RN9PYC	415	RN9YC	.044
1978-1976			9804	RN8WYPB3	7415	RN9PYP	3415	RN9PYC	415	RN9YC	.040
2.4L L4, 2351cc											
1994			9001	RC10WYPB4	7546	RC10PYPB4	3344	RC9PYC	430	RC9YC4	.044
1993			9201	RC12WYPB4	7071	RC12PYP	3071	RC12PYC	71	RC12YC	.044
1992			9007	RN10WYPB5	7332	RN10PYP4	3322	RN14PMC3	322	RN11YC4	.044
2.6L L4, 156 CID											
1980			---	---	7405	RN14PMP	3405	RN14PMC	405	RN14YC	.036
1979-1978			---	---	7405	RN14PMP	3405	RN14PMC	405	RN14YC	.040
CONQUEST											
2.6L L4, 156 CID											
1986-1984			9804	RN8WYPB3	7415	RN9PYP	3415	RN9PYC	415	RN9YC	.044
CRICKET											
1.5L L4, 91 CID											
1973-1971			9804	RN8WYPB3	7415	RN9PYP	3415	RN9PYC	415	RN9YC	.032
CUDA											
5.2L V8, 318 CID											
1974-1972			---	---	7405	RN14PMP	3405	RN14PMC	405	RN14YC	.036
5.6L V8, 340 CID											
1973			---	---	7405	RN14PMP	3405	RN14PMC	405	RN14YC	.036
1972-1970			---	---	7405	RN14PMP	3405	RN14PMC	404	RN12YC	.036
5.9L V8, 360 CID											
1974-1973			---	---	7405	RN14PMP	3405	RN14PMC	405	RN14YC	.036
6.3L V8, 383 CID											
1971-1970			---	---	---	---	---	---	14	RJ12YC	.036
7.0L V8, 426 CID											
1971-1970			---	---	7405	RN14PMP	3405	RN14PMC	404	RN12YC	.036
7.2L V8, 440 CID											
1971-1970			---	---	---	---	---	---	14	RJ12YC	.036
DUSTER											
3.2L L6, 198 CID											
1974-1970			---	---	7405	RN14PMP	3405	RN14PMC	405	RN14YC	.036
3.7L L6, 225 CID											
1976-1975			---	---	---	---	3025	RV19PMC	25	RV17YC	.036
1974-1970			---	---	7405	RN14PMP	3405	RN14PMC	405	RN14YC	.036
5.2L V8, 318 CID											
1976-1970			---	---	7405	RN14PMP	3405	RN14PMC	405	RN14YC	.036
5.6L V8, 340 CID											
1973			---	---	7405	RN14PMP	3405	RN14PMC	405	RN14YC	.036
1972-1970			---	---	7405	RN14PMP	3405	RN14PMC	404	RN12YC	.036
5.9L V8, 360 CID											
1976-1974			---	---	7405	RN14PMP	3405	RN14PMC	405	RN14YC	.036
EXPO											
2.2L L4, 135 CID											



Year	Engine VIN	Notes	CHAMPION Iridium		Double Platinum		Platinum Power		Copper Plus		Gap
			Stk #	Plug Type	Stk #	Plug Type	Stk #	Plug Type	Stk #	Plug Type	
PLYMOUTH (cont)											
EXPO (cont)											
2.2L L4, 135 CID (cont)											
1989-1987			---	---	7405	RN14PMP	3405	RN14PMC	404	RN12YC	.036
FURY											
3.7L L6, 225 CID											
1978-1975			---	---	---	---	3025	RV19PMC	25	RV17YC	.036
1974-1968			---	---	7405	RN14PMP	3405	RN14PMC	405	RN14YC	.036
1967		3/4" Reach Heads	---	---	7405	RN14PMP	3405	RN14PMC	405	RN14YC	.036
5.2L V8, 318 CID											
1978-1975			---	---	7405	RN14PMP	3405	RN14PMC	405	RN14YC	.036
1973-1968			---	---	7405	RN14PMP	3405	RN14PMC	405	RN14YC	.036
1967		3/4" Reach Heads	---	---	7405	RN14PMP	3405	RN14PMC	405	RN14YC	.036
5.9L V8, 360 CID											
1978-1971			---	---	7405	RN14PMP	3405	RN14PMC	405	RN14YC	.036
6.3L V8, 383 CID											
1971-1970	L		---	---	---	---	---	---	63	RJ14YC	.036
	N		---	---	---	---	---	---	14	RJ12YC	.036
1969-1968	G		---	---	---	---	---	---	63	RJ14YC	.036
	H		---	---	---	---	---	---	14	RJ12YC	.036
1967		3/8" Reach Heads	---	---	---	---	---	---	63	RJ14YC	.036
6.6L V8, 400 CID											
1978-1977			---	---	---	---	---	---	14	RJ12YC	.036
1976-1974	M		---	---	---	---	---	---	63	RJ14YC	.036
	N		---	---	---	---	---	---	63	RJ14YC	.036
	P		---	---	---	---	---	---	14	RJ12YC	.036
1973-1972	M		---	---	---	---	---	---	63	RJ14YC	.036
	P		---	---	---	---	---	---	14	RJ12YC	.036
7.2L V8, 440 CID											
1978-1977			---	---	---	---	---	---	14	RJ12YC	.036
1975			---	---	---	---	---	---	14	RJ12YC	.036
1974-1971	T		---	---	---	---	---	---	63	RJ14YC	.036
	U		---	---	---	---	---	---	14	RJ12YC	.036
1970	T		---	---	---	---	---	---	63	RJ14YC	.036
	V		---	---	---	---	---	---	14	RJ12YC	.036
1969-1968			---	---	---	---	---	---	14	RJ12YC	.036
1967		3/8" Reach Heads	---	---	---	---	---	---	14	RJ12YC	.036
FURY I											
3.7L L6, 225 CID											
1974-1968			---	---	7405	RN14PMP	3405	RN14PMC	405	RN14YC	.036
5.2L V8, 318 CID											
1973-1968			---	---	7405	RN14PMP	3405	RN14PMC	405	RN14YC	.036
5.9L V8, 360 CID											
1974-1971			---	---	7405	RN14PMP	3405	RN14PMC	405	RN14YC	.036
6.3L V8, 383 CID											
1971-1970	L		---	---	---	---	---	---	63	RJ14YC	.036
	N		---	---	---	---	---	---	14	RJ12YC	.036
1969-1968	G		---	---	---	---	---	---	63	RJ14YC	.036
	H		---	---	---	---	---	---	14	RJ12YC	.036
6.6L V8, 400 CID											
1974-1972	M		---	---	---	---	---	---	63	RJ14YC	.036
	P		---	---	---	---	---	---	14	RJ12YC	.036
7.2L V8, 440 CID											
1973	T		---	---	---	---	---	---	63	RJ14YC	.036
	U		---	---	---	---	---	---	14	RJ12YC	.036
1972	T		---	---	---	---	---	---	14	RJ12YC	.036
	U		---	---	---	---	---	---	14	RJ12YC	.036
	V		---	---	---	---	---	---	14	RJ12YC	.036
1971-1970			---	---	---	---	---	---	63	RJ14YC	.036
1969-1968			---	---	---	---	---	---	14	RJ12YC	.036



Year	Engine	Notes	CHAMPION Iridium		Double Platinum		Platinum Power		Copper Plus		Gap
	VIN		Stk #	Plug Type	Stk #	Plug Type	Stk #	Plug Type	Stk #	Plug Type	
PLYMOUTH (cont)											
FURY II											
3.7L L6, 225 CID											
1974-1968			---	---	7405	RN14PMP	3405	RN14PMC	405	RN14YC	.036
1967		3/4" Reach Heads	---	---	7405	RN14PMP	3405	RN14PMC	405	RN14YC	.036
5.2L V8, 318 CID											
1973-1968			---	---	7405	RN14PMP	3405	RN14PMC	405	RN14YC	.036
1967		3/4" Reach Heads	---	---	7405	RN14PMP	3405	RN14PMC	405	RN14YC	.036
5.9L V8, 360 CID											
1974-1971			---	---	7405	RN14PMP	3405	RN14PMC	405	RN14YC	.036
6.3L V8, 383 CID											
1971-1970	L		---	---	---	---	---	---	63	RJ14YC	.036
	N		---	---	---	---	---	---	14	RJ12YC	.036
1969-1968	G		---	---	---	---	---	---	63	RJ14YC	.036
	H		---	---	---	---	---	---	14	RJ12YC	.036
6.6L V8, 400 CID											
1974	M		---	---	---	---	---	---	63	RJ14YC	.036
	N		---	---	---	---	---	---	63	RJ14YC	.036
	P		---	---	---	---	---	---	14	RJ12YC	.036
1973-1972	M		---	---	---	---	---	---	63	RJ14YC	.036
	P		---	---	---	---	---	---	14	RJ12YC	.036
7.2L V8, 440 CID											
1974-1973	T		---	---	---	---	---	---	63	RJ14YC	.036
	U		---	---	---	---	---	---	14	RJ12YC	.036
1972	T		---	---	---	---	---	---	14	RJ12YC	.036
	U		---	---	---	---	---	---	14	RJ12YC	.036
1971-1970			---	---	---	---	---	---	63	RJ14YC	.036
1969-1968			---	---	---	---	---	---	14	RJ12YC	.036
FURY III											
3.7L L6, 225 CID											
1973-1968			---	---	7405	RN14PMP	3405	RN14PMC	405	RN14YC	.036
1967		3/4" Reach Heads	---	---	7405	RN14PMP	3405	RN14PMC	405	RN14YC	.036
5.2L V8, 318 CID											
1973-1968			---	---	7405	RN14PMP	3405	RN14PMC	405	RN14YC	.036
1967		3/4" Reach Heads	---	---	7405	RN14PMP	3405	RN14PMC	405	RN14YC	.036
5.9L V8, 360 CID											
1974-1971			---	---	7405	RN14PMP	3405	RN14PMC	405	RN14YC	.036
6.3L V8, 383 CID											
1971-1970	L		---	---	---	---	---	---	63	RJ14YC	.036
	N		---	---	---	---	---	---	14	RJ12YC	.036
1969-1968	G		---	---	---	---	---	---	63	RJ14YC	.036
	H		---	---	---	---	---	---	14	RJ12YC	.036
1967		3/8" Reach Heads	---	---	---	---	---	---	63	RJ14YC	.036
6.6L V8, 400 CID											
1974	M		---	---	---	---	---	---	63	RJ14YC	.036
	N		---	---	---	---	---	---	63	RJ14YC	.036
	P		---	---	---	---	---	---	14	RJ12YC	.036
1973-1972	M		---	---	---	---	---	---	63	RJ14YC	.036
	P		---	---	---	---	---	---	14	RJ12YC	.036
7.2L V8, 440 CID											
1974-1973	T		---	---	---	---	---	---	63	RJ14YC	.036
	U		---	---	---	---	---	---	14	RJ12YC	.036
1972	T		---	---	---	---	---	---	14	RJ12YC	.036
	U		---	---	---	---	---	---	14	RJ12YC	.036
1971-1970			---	---	---	---	---	---	63	RJ14YC	.036
1969-1968			---	---	---	---	---	---	14	RJ12YC	.036
GRAN FURY											
3.7L L6, 225 CID											
1983-1980			---	---	---	---	3025	RV19PMC	25	RV17YC	.036
5.2L V8, 318 CID											
1989-1986			---	---	7405	RN14PMP	3405	RN14PMC	404	RN12YC	.036



Year	Engine VIN	Notes	CHAMPION Iridium		Double Platinum		Platinum Power		Copper Plus		Gap
			Stk #	Plug Type	Stk #	Plug Type	Stk #	Plug Type	Stk #	Plug Type	
PLYMOUTH (cont)											
GRAN FURY (cont)											
5.2L V8, 318 CID (cont)											
1985-1980			---	---	7405	RN14PMP	3405	RN14PMC	405	RN14YC	.036
1977-1975			---	---	7405	RN14PMP	3405	RN14PMC	405	RN14YC	.036
1973-1972			---	---	7405	RN14PMP	3405	RN14PMC	405	RN14YC	.036
5.9L V8, 360 CID											
1980			---	---	7405	RN14PMP	3405	RN14PMC	405	RN14YC	.036
1977-1972			---	---	7405	RN14PMP	3405	RN14PMC	405	RN14YC	.036
6.6L V8, 400 CID											
1977			---	---	---	---	---	---	14	RJ12YC	.036
1976-1975	M		---	---	---	---	---	---	63	RJ14YC	.036
	N		---	---	---	---	---	---	63	RJ14YC	.036
	P		---	---	---	---	---	---	14	RJ12YC	.036
1974			---	---	---	---	---	---	63	RJ14YC	.036
1973-1972	M		---	---	---	---	---	---	63	RJ14YC	.036
	P		---	---	---	---	---	---	14	RJ12YC	.036
7.2L V8, 440 CID											
1977			---	---	---	---	---	---	14	RJ12YC	.036
1976-1975	T		---	---	---	---	---	---	63	RJ14YC	.040
	U		---	---	---	---	---	---	14	RJ12YC	.036
1974			---	---	---	---	---	---	63	RJ14YC	.036
1973	T		---	---	---	---	---	---	63	RJ14YC	.036
	U		---	---	---	---	---	---	14	RJ12YC	.036
1972			---	---	---	---	---	---	14	RJ12YC	.036
GRAND VOYAGER											
2.4L L4, 148 CID											
1997-1996			9201	RC12WYPB4	7071	RC12PYP	3071	RC12PYC	89	RC12YC5	.050
2.5L L4, 153 CID											
1988			---	---	7405	RN14PMP	3405	RN14PMC	404	RN12YC	.036
3.0L V6, 181 CID											
2000-1992			9007	RN10WYPB5	7332	RN10PYP4	3415	RN9PYC	322	RN11YC4	.044
1989-1988			9007	RN10WYPB5	7332	RN10PYP4	3415	RN9PYC	322	RN11YC4	.044
3.3L V6, 201 CID											
2000-1996			---	---	7031	RN14PMP5	3031	RN14PMC5	31	RN14MC5	.050
1995-1990			---	---	7031	RN14PMP5	3031	RN14PMC5	31	RN14MC5	.050
3.8L V6, 230 CID											
1999-1995			---	---	7031	RN14PMP5	3031	RN14PMC5	31	RN14MC5	.050
1994			---	---	7031	RN14PMP5	3031	RN14PMC5	31	RN14MC5	.050
GTX											
5.2L V8, 318 CID											
1968			---	---	7405	RN14PMP	3405	RN14PMC	405	RN14YC	.036
1967		3/4" Reach Heads	---	---	7405	RN14PMP	3405	RN14PMC	405	RN14YC	.036
6.3L V8, 383 CID											
1968	G		---	---	---	---	---	---	63	RJ14YC	.036
	H		---	---	---	---	---	---	14	RJ12YC	.036
1967		3/8" Reach Heads	---	---	---	---	---	---	63	RJ14YC	.036
7.0L V8, 426 CID											
1971-1968			---	---	7405	RN14PMP	3405	RN14PMC	404	RN12YC	.036
1967		3/4" Reach Heads	---	---	7405	RN14PMP	3405	RN14PMC	404	RN12YC	.036
7.2L V8, 440 CID											
1971	U		---	---	---	---	---	---	14	RJ12YC	.036
	V		---	---	---	---	---	---	63	RJ14YC	.040
1970			---	---	---	---	---	---	14	RJ12YC	.036
1969	L		---	---	---	---	---	---	63	RJ14YC	.040
	M		---	---	---	---	---	---	14	RJ12YC	.036
1968			---	---	---	---	---	---	14	RJ12YC	.036
1967		3/8" Reach Heads	---	---	---	---	---	---	14	RJ12YC	.036
HORIZON											
1.6L L4, 97 CID											
1986		Peugeot Engine	---	---	7405	RN14PMP	3405	RN14PMC	404	RN12YC	.036



Year	Engine	Notes	CHAMPION Iridium		Double Platinum		Platinum Power		Copper Plus		Gap
	VIN		Stk #	Plug Type	Stk #	Plug Type	Stk #	Plug Type	Stk #	Plug Type	
PLYMOUTH (cont)											
HORIZON (cont)											
1.6L L4, 97 CID (cont)											
1985-1983		Peugeot Engine	---	---	7405	RN14PMP	3405	RN14PMC	405	RN14YC	.036
1.6L L4, 98 CID											
1983		Peugeot Engine	---	---	7405	RN14PMP	3405	RN14PMC	405	RN14YC	.036
1.7L L4, 105 CID											
1983-1978			---	---	7405	RN14PMP	3405	RN14PMC	405	RN14YC	.036
2.2L L4, 135 CID											
1990-1986			---	---	7405	RN14PMP	3405	RN14PMC	404	RN12YC	.036
1985-1981			---	---	7405	RN14PMP	3405	RN14PMC	405	RN14YC	.036
LASER											
1.8L L4, 107 CID											
1994-1990			9804	RN8WYPB3	7415	RN9PYP	3415	RN9PYC	415	RN9YC	.044
2.0L L4, 122 CID											
1994-1990		Nat. Asp.	9804	RN8WYPB3	7415	RN9PYP	3415	RN9PYC	415	RN9YC	.044
		Turbo	9804	RN8WYPB3	7415	RN9PYP	3415	RN9PYC	415	RN9YC	.032
NEON											
2.0L L4, 122 CID											
2001-1996			9001	RC10WYPB4	7546	RC10PYPB4	3344	RC9PYC	344	RC9YC	.036
1995	C		9001	RC10WYPB4	7546	RC10PYPB4	3344	RC9PYC	344	RC9YC	.036
	Y		9001	RC10WYPB4	7546	RC10PYPB4	3344	RC9PYC	426	RC9YC5	.050
PB100											
3.7L L6, 225 CID											
1980-1975			---	---	---	---	3025	RV19PMC	25	RV17YC	.036
5.2L V8, 318 CID											
1980-1975			---	---	7405	RN14PMP	3405	RN14PMC	405	RN14YC	.036
5.9L V8, 360 CID											
1978-1976			---	---	7405	RN14PMP	3405	RN14PMC	405	RN14YC	.036
PB100 VAN											
3.7L L6, 225 CID											
1974			---	---	7405	RN14PMP	3405	RN14PMC	405	RN14YC	.036
5.2L V8, 318 CID											
1974			---	---	7405	RN14PMP	3405	RN14PMC	405	RN14YC	.036
5.9L V8, 360 CID											
1974			---	---	7405	RN14PMP	3405	RN14PMC	405	RN14YC	.036
PB150											
3.7L L6, 225 CID											
1983-1981			---	---	---	---	3025	RV19PMC	25	RV17YC	.036
5.2L V8, 318 CID											
1983			---	---	7405	RN14PMP	3405	RN14PMC	405	RN14YC	.036
1981			---	---	7405	RN14PMP	3405	RN14PMC	405	RN14YC	.036
PB200											
3.7L L6, 225 CID											
1980			---	---	---	---	3025	RV19PMC	25	RV17YC	.036
1978-1975			---	---	---	---	3025	RV19PMC	25	RV17YC	.036
5.2L V8, 318 CID											
1980-1975			---	---	7405	RN14PMP	3405	RN14PMC	405	RN14YC	.036
5.9L V8, 360 CID											
1980-1975			---	---	7405	RN14PMP	3405	RN14PMC	405	RN14YC	.036
6.6L V8, 400 CID											
1978-1977			---	---	---	---	---	---	14	RJ12YC	.036
1976			---	---	---	---	---	---	63	RJ14YC	.036
7.2L V8, 440 CID											
1978-1976			---	---	---	---	---	---	14	RJ12YC	.036
PB200 VAN											
3.7L L6, 225 CID											
1974			---	---	7405	RN14PMP	3405	RN14PMC	405	RN14YC	.036



Year	Engine VIN	Notes	CHAMPION Iridium		Double Platinum		Platinum Power		Copper Plus		Gap
			Stk #	Plug Type	Stk #	Plug Type	Stk #	Plug Type	Stk #	Plug Type	
PLYMOUTH (cont)											
PB200 VAN											
5.2L V8, 318 CID											
1974			---	---	7405	RN14PMP	3405	RN14PMC	405	RN14YC	.036
5.9L V8, 360 CID											
1974			---	---	7405	RN14PMP	3405	RN14PMC	405	RN14YC	.036
PB250											
3.7L L6, 225 CID											
1983-1982			---	---	---	---	3025	RV19PMC	25	RV17YC	.036
1981			---	---	7018	RV17PMP4	3018	RV17PMC4	18	RV15YC4	.036
5.2L V8, 318 CID											
1983-1981			---	---	7405	RN14PMP	3405	RN14PMC	405	RN14YC	.036
5.9L V8, 360 CID											
1981			---	---	7405	RN14PMP	3405	RN14PMC	405	RN14YC	.036
PB300											
5.2L V8, 318 CID											
1980-1975			---	---	7405	RN14PMP	3405	RN14PMC	405	RN14YC	.036
5.9L V8, 360 CID											
1980-1975			---	---	7405	RN14PMP	3405	RN14PMC	405	RN14YC	.036
6.6L V8, 400 CID											
1978-1977			---	---	---	---	---	---	14	RJ12YC	.036
1976			---	---	---	---	---	---	63	RJ14YC	.036
7.2L V8, 440 CID											
1978-1976			---	---	---	---	---	---	14	RJ12YC	.036
PB300 VAN											
5.2L V8, 318 CID											
1974			---	---	7405	RN14PMP	3405	RN14PMC	405	RN14YC	.036
5.9L V8, 360 CID											
1974			---	---	7405	RN14PMP	3405	RN14PMC	405	RN14YC	.036
PB350											
5.2L V8, 318 CID											
1983-1981			---	---	7405	RN14PMP	3405	RN14PMC	405	RN14YC	.036
5.9L V8, 360 CID											
1983-1981			---	---	7405	RN14PMP	3405	RN14PMC	405	RN14YC	.036
PROWLER											
3.5L V6, 215 CID											
2001-1999			9034	RC12WEPB5	7034	RC12PEPB5	3034	RC12PEC5	---	---	.050
1997			9034	RC12WEPB5	7034	RC12PEPB5	3412	RS10PEC	412	RC12LYC	.036
RELIANT											
2.2L L4, 135 CID											
1989-1986			---	---	7405	RN14PMP	3405	RN14PMC	404	RN12YC	.036
1985-1981			---	---	7405	RN14PMP	3405	RN14PMC	405	RN14YC	.036
2.5L L4, 153 CID											
1989-1986			---	---	7405	RN14PMP	3405	RN14PMC	404	RN12YC	.036
2.6L L4, 156 CID											
1985-1981			9007	RN10WYPB5	7332	RN10PYP4	---	---	322	RN11YC4	.040
ROADRUNNER											
4.5L V8, 273 CID											
1968			---	---	7405	RN14PMP	3405	RN14PMC	405	RN14YC	.036
5.2L V8, 318 CID											
1975-1972			---	---	7405	RN14PMP	3405	RN14PMC	405	RN14YC	.036
1968			---	---	7405	RN14PMP	3405	RN14PMC	405	RN14YC	.036
5.6L V8, 340 CID											
1973			---	---	7405	RN14PMP	3405	RN14PMC	405	RN14YC	.036
1972-1971			---	---	7405	RN14PMP	3405	RN14PMC	404	RN12YC	.036
5.9L V8, 360 CID											
1975-1974			---	---	7405	RN14PMP	3405	RN14PMC	405	RN14YC	.036
6.3L V8, 383 CID											
1971-1969			---	---	---	---	---	---	14	RJ12YC	.036



Year	Engine	Notes	CHAMPION Iridium		Double Platinum		Platinum Power		Copper Plus		Gap	
	VIN		Stk #	Plug Type	Stk #	Plug Type	Stk #	Plug Type	Stk #	Plug Type		
PLYMOUTH (cont)												
ROADRUNNER (cont)												
6.3L V8, 383 CID (cont)												
1968	G		---	---	---	---	---	---	---	63	RJ14YC	.036
	H		---	---	---	---	---	---	---	14	RJ12YC	.036
6.6L V8, 400 CID												
1975			---	---	---	---	---	---	---	63	RJ14YC	.036
1974			---	---	---	---	---	---	---	14	RJ12YC	.036
1973	M		---	---	---	---	---	---	---	63	RJ14YC	.036
	P		---	---	---	---	---	---	---	14	RJ12YC	.036
1972			---	---	---	---	---	---	---	14	RJ12YC	.036
7.0L V8, 426 CID												
1971-1970			---	---	7405	RN14PMP	3405	RN14PMC	404	RN12YC	.036	
1969			---	---	---	---	---	---	---	63	RJ14YC	.036
1968			---	---	7405	RN14PMP	3405	RN14PMC	404	RN12YC	.036	
7.2L V8, 440 CID												
1974-1969			---	---	---	---	---	---	---	14	RJ12YC	.036
SAPPORO												
1.6L L4, 98 CID												
1979-1978			9804	RN8WYPB3	7415	RN9PYP	3415	RN9PYC	415	RN9YC	.044	
2.6L L4, 156 CID												
1983-1978			9007	RN10WYPB5	7332	RN10PYP4	---	---	322	RN11YC4	.044	
SATELLITE												
3.7L L6, 225 CID												
1974-1968			---	---	7405	RN14PMP	3405	RN14PMC	405	RN14YC	.036	
1967		3/4" Reach Heads	---	---	7405	RN14PMP	3405	RN14PMC	405	RN14YC	.036	
4.5L V8, 273 CID												
1968			---	---	7405	RN14PMP	3405	RN14PMC	405	RN14YC	.036	
1967		3/4" Reach Heads	---	---	7405	RN14PMP	3405	RN14PMC	405	RN14YC	.036	
5.2L V8, 318 CID												
1974-1968			---	---	7405	RN14PMP	3405	RN14PMC	405	RN14YC	.036	
1967		3/4" Reach Heads	---	---	7405	RN14PMP	3405	RN14PMC	405	RN14YC	.036	
5.6L V8, 340 CID												
1972			---	---	7405	RN14PMP	3405	RN14PMC	404	RN12YC	.036	
5.9L V8, 360 CID												
1974-1973			---	---	7405	RN14PMP	3405	RN14PMC	405	RN14YC	.036	
6.3L V8, 383 CID												
1971-1970	L		---	---	---	---	---	---	---	63	RJ14YC	.036
	N		---	---	---	---	---	---	---	14	RJ12YC	.036
1969-1968	G		---	---	---	---	---	---	---	63	RJ14YC	.036
	H		---	---	---	---	---	---	---	14	RJ12YC	.036
1967		3/8" Reach Heads	---	---	---	---	---	---	---	63	RJ14YC	.036
6.6L V8, 400 CID												
1974	N		---	---	---	---	---	---	---	63	RJ14YC	.036
	P		---	---	---	---	---	---	---	14	RJ12YC	.036
1973-1972	M		---	---	---	---	---	---	---	63	RJ14YC	.036
	P		---	---	---	---	---	---	---	14	RJ12YC	.036
7.0L V8, 426 CID												
1967		3/4" Reach Heads	---	---	7405	RN14PMP	3405	RN14PMC	404	RN12YC	.036	
7.2L V8, 440 CID												
1974			---	---	---	---	---	---	---	14	RJ12YC	.036
1967		3/8" Reach Heads	---	---	---	---	---	---	---	14	RJ12YC	.036
SCAMP												
2.2L L4, 135 CID												
1983			---	---	7405	RN14PMP	3405	RN14PMC	405	RN14YC	.036	
3.2L L6, 198 CID												
1974-1971			---	---	7405	RN14PMP	3405	RN14PMC	405	RN14YC	.036	
3.7L L6, 225 CID												
1976-1975			---	---	---	---	3025	RV19PMC	25	RV17YC	.036	
1974-1971			---	---	7405	RN14PMP	3405	RN14PMC	405	RN14YC	.036	



Year	Engine VIN	Notes	CHAMPION Iridium		Double Platinum		Platinum Power		Copper Plus		Gap
			Stk #	Plug Type	Stk #	Plug Type	Stk #	Plug Type	Stk #	Plug Type	
PLYMOUTH (cont)											
SCAMP											
5.2L V8, 318 CID											
1976-1971			---	---	7405	RN14PMP	3405	RN14PMC	405	RN14YC	.036
SUNDANCE											
2.2L L4, 135 CID											
1994-1987			---	---	7405	RN14PMP	3405	RN14PMC	404	RN12YC	.036
2.5L L4, 153 CID											
1994-1988			---	---	7405	RN14PMP	3405	RN14PMC	404	RN12YC	.036
3.0L V6, 181 CID											
1994-1992			9007	RN10WYPB5	7332	RN10PYP4	3415	RN9PYC	322	RN11YC4	.044
SUPERBIRD											
7.2L V8, 440 CID											
1970			---	---	---	---	---	---	14	RJ12YC	.036
TRAILDUSTER											
3.7L L6, 225 CID											
1980-1979			---	---	---	---	3025	RV19PMC	25	RV17YC	.036
1978			---	---	7018	RV17PMP4	3018	RV17PMC4	18	RV15YC4	.036
1977-1975			---	---	---	---	3025	RV19PMC	25	RV17YC	.036
1974			---	---	7405	RN14PMP	3405	RN14PMC	405	RN14YC	.036
5.2L V8, 318 CID											
1981-1974			---	---	7405	RN14PMP	3405	RN14PMC	405	RN14YC	.036
5.9L V8, 360 CID											
1981-1974			---	---	7405	RN14PMP	3405	RN14PMC	405	RN14YC	.036
6.6L V8, 400 CID											
1978-1977			---	---	---	---	---	---	14	RJ12YC	.036
1976			---	---	---	---	---	---	63	RJ14YC	.036
1974			---	---	---	---	---	---	63	RJ14YC	.036
7.2L V8, 440 CID											
1978-1974			---	---	---	---	---	---	14	RJ12YC	.036
TURISMO											
1.6L L4, 97 CID											
1985-1984		Peugeot Engine	---	---	7405	RN14PMP	3405	RN14PMC	405	RN14YC	.036
1.6L L4, 98 CID											
1983			---	---	7405	RN14PMP	3405	RN14PMC	405	RN14YC	.044
VALIANT											
2.8L L6, 170 CID											
1969-1968			---	---	7405	RN14PMP	3405	RN14PMC	405	RN14YC	.036
3.2L L6, 198 CID											
1974-1970			---	---	7405	RN14PMP	3405	RN14PMC	405	RN14YC	.036
3.7L L6, 225 CID											
1976-1975			---	---	---	---	3025	RV19PMC	25	RV17YC	.036
1974-1968			---	---	7405	RN14PMP	3405	RN14PMC	405	RN14YC	.036
1967		3/4" Reach Heads	---	---	7405	RN14PMP	3405	RN14PMC	405	RN14YC	.036
4.5L V8, 273 CID											
1969-1968			---	---	7405	RN14PMP	3405	RN14PMC	405	RN14YC	.036
1967		3/4" Reach Heads	---	---	7405	RN14PMP	3405	RN14PMC	405	RN14YC	.036
5.2L V8, 318 CID											
1976-1968			---	---	7405	RN14PMP	3405	RN14PMC	405	RN14YC	.036
5.9L V8, 360 CID											
1976			---	---	7405	RN14PMP	3405	RN14PMC	405	RN14YC	.036
VIP											
5.2L V8, 318 CID											
1967		3/4" Reach Heads	---	---	7405	RN14PMP	3405	RN14PMC	405	RN14YC	.036
6.3L V8, 383 CID											
1967		3/8" Reach Heads	---	---	---	---	---	---	63	RJ14YC	.036
7.2L V8, 440 CID											
1967		3/8" Reach Heads	---	---	---	---	---	---	14	RJ12YC	.036



Year	Engine	Notes	CHAMPION Iridium		Double Platinum		Platinum Power		Copper Plus		Gap
	VIN		Stk #	Plug Type	Stk #	Plug Type	Stk #	Plug Type	Stk #	Plug Type	
PLYMOUTH (cont)											
VOLARE											
3.7L L6, 225 CID											
1980-1976			---	---	---	---	3025	RV19PMC	25	RV17YC	.036
5.2L V8, 318 CID											
1980-1976			---	---	7405	RN14PMP	3405	RN14PMC	405	RN14YC	.036
5.9L V8, 360 CID											
1980-1976			---	---	7405	RN14PMP	3405	RN14PMC	405	RN14YC	.036
VOYAGER											
2.2L L4, 135 CID											
1987-1986			---	---	7405	RN14PMP	3405	RN14PMC	404	RN12YC	.036
1985-1984			---	---	7405	RN14PMP	3405	RN14PMC	405	RN14YC	.036
2.4L L4, 148 CID											
2000-1996			9201	RC12WYPB4	7071	RC12PYP	3071	RC12PYC	89	RC12YC5	.050
2.5L L4, 153 CID											
1995-1987			---	---	7405	RN14PMP	3405	RN14PMC	404	RN12YC	.036
2.6L L4, 156 CID											
1987-1984			9007	RN10WYPB5	7332	RN10PYP4	---	---	322	RN11YC4	.040
3.0L V6, 181 CID											
2000-1987			9007	RN10WYPB5	7332	RN10PYP4	3415	RN9PYC	322	RN11YC4	.044
3.3L V6, 201 CID											
2000-1996			---	---	7031	RN14PMP5	3031	RN14PMC5	31	RN14MC5	.050
1995-1991			---	---	7031	RN14PMP5	3031	RN14PMC5	31	RN14MC5	.050
3.8L V6, 230 CID											
1999-1997			---	---	7031	RN14PMP5	3031	RN14PMC5	31	RN14MC5	.050
PONTIAC											
6000											
2.5L L4, 151 CID											
1991-1984			---	---	7018	RV17PMP4	3018	RV17PMC4	79	RV15YC6	.060
1983-1982			---	---	---	---	3025	RV19PMC	37	RV17YC6	.060
2.8L V6, 173 CID											
1989-1987			9402	RS14WLPB6	7015	RS14PMP4	3015	RS14PMC4	15	RS15LYC	.044
1986-1985			---	---	7018	RV17PMP4	3018	RV17PMC4	18	RV15YC4	.044
1984-1983	X		---	---	7018	RV17PMP4	3018	RV17PMC4	18	RV15YC4	.044
	Z		---	---	---	---	---	---	406	RV12YC	.044
1982			---	---	7018	RV17PMP4	3018	RV17PMC4	18	RV15YC4	.044
3.1L V6, 189 CID											
1991-1988			9402	RS14WLPB6	7015	RS14PMP4	3015	RS14PMC4	15	RS15LYC	.044
4.3L V6, 260 CID											
1985-1984		DIESEL	---	---	---	---	---	---	147 ¹	CH182	
1983-1982		DIESEL	---	---	---	---	---	---	180 ¹	CH80	
ACADIAN											
1.4L L4, 85 CID											
1977-1976			---	---	7018	RV17PMP4	3018	RV17PMC4	18	RV15YC4	.036
1.6L L4, 98 CID											
1987-1980			---	---	---	---	---	---	406	RV12YC	.036
1979	0		---	---	---	---	---	---	406	RV12YC	.036
	E		---	---	7018	RV17PMP4	3018	RV17PMC4	18	RV15YC4	.036
1978-1976			---	---	7018	RV17PMP4	3018	RV17PMC4	18	RV15YC4	.036
2.5L L4, 153 CID											
1970-1967			---	---	7405	RN14PMP	3405	RN14PMC	405	RN14YC	.036
3.2L L6, 194 CID											
1967			---	---	7405	RN14PMP	3405	RN14PMC	405	RN14YC	.036
3.8L L6, 230 CID											
1970-1967			---	---	---	---	---	---	58	RJ18YC	.036
4.1L L6, 250 CID											
1971-1970			---	---	---	---	3025	RV19PMC	19	RV19YC	.036
1969-1967			---	---	7405	RN14PMP	3405	RN14PMC	405	RN14YC	.036

¹Electrical overload voids warranty



Year	Engine VIN	Notes	Iridium		Double Platinum		Platinum Power		Copper Plus		Gap
			Stk #	Plug Type	Stk #	Plug Type	Stk #	Plug Type	Stk #	Plug Type	
PONTIAC (cont)											
ACADIAN											
4.6L V8, 283 CID											
1967			---	---	---	---	---	---	14	RJ12YC	.036
5.0L V8, 307 CID											
1971			---	---	---	---	3025	RV19PMC	19	RV19YC	.036
1970-1968			---	---	---	---	---	---	58	RJ18YC	.036
5.3L V8, 327 CID											
1968-1967			---	---	---	---	---	---	58	RJ18YC	.036
5.7L V8, 350 CID											
1971-1968			---	---	---	---	---	---	58	RJ18YC	.036
6.5L V8, 396 CID											
1969-1968			---	---	7405	RN14PMP	3405	RN14PMC	405	RN14YC	.036
6.6L V8, 402 CID											
1971-1970			---	---	---	---	3025	RV19PMC	25	RV17YC	.036
7.4L V8, 454 CID											
1971-1970		Gasket Seat Heads	---	---	7405	RN14PMP	3405	RN14PMC	405	RN14YC	.036
		Tapered Seat Heads	---	---	7018	RV17PMP4	3018	RV17PMC4	18	RV15YC4	.036
ASTRE											
2.3L L4, 140 CID											
1977-1976			---	---	7018	RV17PMP4	3018	RV17PMC4	18	RV15YC4	.036
1975			---	---	7018	RV17PMP4	3018	RV17PMC4	79	RV15YC6	.060
2.5L L4, 151 CID											
1977			---	---	---	---	3025	RV19PMC	37	RV17YC6	.060
AZTEK											
3.4L V6, 207 CID											
2005-2003			9404	RS14WYPB5	7940	RS14PYPB5	3013	RS14PYC6	13	RS14YC6	.060
2002-2001			9404	RS14WYPB5	7940	RS14PYPB5	3013	RS14PYC6	13	RS14YC6	.060
BEAUMONT											
3.8L L6, 230 CID											
1969-1967			---	---	---	---	---	---	58	RJ18YC	.036
4.1L L6, 250 CID											
1969-1967			---	---	7405	RN14PMP	3405	RN14PMC	405	RN14YC	.036
4.6L V8, 283 CID											
1967			---	---	---	---	---	---	14	RJ12YC	.036
5.0L V8, 307 CID											
1969-1968			---	---	---	---	---	---	58	RJ18YC	.036
5.7L V8, 350 CID											
1969-1968			---	---	---	---	---	---	58	RJ18YC	.036
6.5L V8, 396 CID											
1969-1967			---	---	7405	RN14PMP	3405	RN14PMC	405	RN14YC	.036
BONNEVILLE											
3.8L V6, 231 CID											
2005-2004			9404	RS14WYPB5	7940	RS14PYPB5	3013	RS14PYC6	13	RS14YC6	.060
2003-1996			9404	RS14WYPB5	7940	RS14PYPB5	3013	RS14PYC6	13	RS14YC6	.060
1995-1989			9404	RS14WYPB5	7940	RS14PYPB5	3013	RS14PYC6	13	RS14YC6	.060
1988	3		9404	RS14WYPB5	7408	RS14PYPB	3408	RS10PYC	408	RS14YC	.044
	C		9404	RS14WYPB5	7940	RS14PYPB5	3013	RS14PYC6	13	RS14YC6	.060
1987			9404	RS14WYPB5	7408	RS14PYPB	3408	RS10PYC	408	RS14YC	.044
1986-1980			---	---	---	---	3025	RV19PMC	37	RV17YC6	.060
4.1L V6, 252 CID											
1982			---	---	---	---	3025	RV19PMC	37	RV17YC6	.060
4.3L V6, 262 CID											
1986			---	---	---	---	3025	RV19PMC	19	RV19YC	.036
4.3L V8, 265 CID											
1981-1980			---	---	---	---	3025	RV19PMC	37	RV17YC6	.060
4.6L V8, 281 CID											
2005-2004			---	---	---	---	3401	RS10PYC4	---	---	.050



Year	Engine	Notes	CHAMPION Iridium		Double Platinum		Platinum Power		Copper Plus		Gap
	VIN		Stk #	Plug Type	Stk #	Plug Type	Stk #	Plug Type	Stk #	Plug Type	
PONTIAC (cont)											
BONNEVILLE											
4.9L V8, 301 CID											
1980			---	---	---	---	3025	RV19PMC	37	RV17YC6	.060
1979-1978	W		---	---	---	---	3025	RV19PMC	37	RV17YC6	.060
	Y		---	---	---	---	---	---	17	RV19YC6	.060
1977			---	---	---	---	---	---	17	RV19YC6	.060
5.0L V8, 305 CID											
1986			---	---	---	---	3025	RV19PMC	25	RV17YC	.036
1985-1983			---	---	---	---	3025	RV19PMC	19	RV19YC	.044
5.0L V8, 307 CID											
1981			---	---	---	---	---	---	66	RJ18YC6	.060
5.7L V8, 350 CID											
1984		DIESEL	---	---	---	---	---	---	147 ¹	CH182	
1983-1981		DIESEL	---	---	---	---	---	---	180 ¹	CH80	
1980		DIESEL	---	---	---	---	---	---	180 ¹	CH80	
		GAS	---	---	---	---	---	---	66	RJ18YC6	.060
1979-1978	R		---	---	---	---	---	---	66	RJ18YC6	.035
	X		---	---	---	---	---	---	18	RV15YC4	.045
1977	P		---	---	---	---	3025	RV19PMC	37	RV17YC6	.060
	R		---	---	---	---	---	---	66	RJ18YC6	.035
1974-1972			---	---	---	---	3018	RV17PMC4	18	RV15YC4	.045
1971-1970			---	---	---	---	---	---	58	RJ18YC	.036
6.6L V8, 400 CID											
1978-1976			---	---	---	---	---	---	79	RV15YC6	.060
1975	R		---	---	---	---	---	---	79	RV15YC6	.060
	S		---	---	---	---	3018	RV17PMC4	79	RV15YC6	.060
1974-1972	P		---	---	---	---	3018	RV17PMC4	25	RV17YC	.040
	R		---	---	---	---	3018	RV17PMC4	25	RV17YC	.040
	S		---	---	---	---	3018	RV17PMC4	18	RV15YC4	.040
	T		---	---	---	---	3018	RV17PMC4	18	RV15YC4	.040
1971-1970			---	---	---	---	---	---	58	RJ18YC	.036
1969			---	---	---	---	---	---	14	RJ12YC	.036
1968-1967			---	---	---	---	---	---	58	RJ18YC	.036
6.6L V8, 403 CID											
1979-1977			---	---	---	---	---	---	66	RJ18YC6	.060
7.0L V8, 428 CID											
1969			---	---	---	---	---	---	58	RJ18YC	.036
1968			---	---	---	---	---	---	14	RJ12YC	.036
1967			---	---	---	---	---	---	63	RJ14YC	.036
7.5L V8, 455 CID											
1976-1975			---	---	---	---	3025	RV19PMC	25	RV17YC	.040
1974-1972			---	---	---	---	3018	RV17PMC4	25	RV17YC	.040
1971-1970			---	---	---	---	---	---	58	RJ18YC	.036
CATALINA											
3.8L V6, 229 CID											
1980			---	---	---	---	3025	RV19PMC	19	RV19YC	.044
3.8L V6, 231 CID											
1981			---	---	---	---	3025	RV19PMC	37	RV17YC6	.060
1980	A		---	---	---	---	3025	RV19PMC	37	RV17YC6	.060
1979			---	---	---	---	3025	RV19PMC	37	RV17YC6	.060
1978-1977			---	---	---	---	---	---	17	RV19YC6	.060
4.1L L6, 250 CID											
1979-1977			---	---	---	---	3025	RV19PMC	19	RV19YC	.044
1974			---	---	---	---	3018	RV17PMC4	18	RV15YC4	.036
4.3L V8, 265 CID											
1981-1980			---	---	---	---	3025	RV19PMC	37	RV17YC6	.060
4.4L V8, 267 CID											
1981			---	---	---	---	3025	RV19PMC	37	RV17YC6	.060
1980			---	---	---	---	3025	RV19PMC	25	RV17YC	.044

¹Electrical overload voids warranty



Year	Engine VIN	Notes	CHAMPION Iridium		Double Platinum		Platinum Power		Copper Plus		Gap
			Stk #	Plug Type	Stk #	Plug Type	Stk #	Plug Type	Stk #	Plug Type	
PONTIAC (cont)											
CATALINA											
4.9L V8, 301 CID											
1980			---	---	---	---	3025	RV19PMC	37	RV17YC6	.060
1979	W		---	---	---	---	3025	RV19PMC	37	RV17YC6	.060
	Y		---	---	---	---	---	---	17	RV19YC6	.060
1978-1977			---	---	---	---	---	---	17	RV19YC6	.060
5.0L V8, 307 CID											
1981			---	---	---	---	---	---	66	RJ18YC6	.060
5.7L V8, 350 CID											
1981		DIESEL	---	---	---	---	---	---	180 ¹	CH80	
1980	R	GAS	---	---	---	---	---	---	66	RJ18YC6	.060
	X	GAS	---	---	---	---	---	---	17	RV19YC6	.060
		DIESEL	---	---	---	---	---	---	180 ¹	CH80	
1979-1978	R		---	---	---	---	---	---	66	RJ18YC6	.060
	X		---	---	---	---	---	---	17	RV19YC6	.060
1977	P		---	---	---	---	3025	RV19PMC	37	RV17YC6	.060
	R		---	---	---	---	---	---	66	RJ18YC6	.060
1976			---	---	---	---	---	---	17	RV19YC6	.060
1974	S		---	---	---	---	3018	RV17PMC4	---	---	.036
			---	---	---	---	3018	RV17PMC4	18	RV15YC4	.036
1973-1972			---	---	---	---	3018	RV17PMC4	18	RV15YC4	.036
1971-1970			---	---	---	---	---	---	58	RJ18YC	.036
6.6L V8, 400 CID											
1978-1976			---	---	---	---	---	---	17	RV19YC6	.060
1975	R		---	---	---	---	---	---	17	RV19YC6	.060
	S		---	---	---	---	3025	RV19PMC	37	RV17YC6	.060
1974-1972	P		---	---	---	---	3018	RV17PMC4	18	RV15YC4	.040
	R		---	---	---	---	3018	RV17PMC4	18	RV15YC4	.040
	S		---	---	---	---	3018	RV17PMC4	25	RV17YC	.040
	T		---	---	---	---	3018	RV17PMC4	25	RV17YC	.040
1971-1967			---	---	---	---	---	---	58	RJ18YC	.036
6.6L V8, 403 CID											
1979-1977			---	---	---	---	---	---	66	RJ18YC6	.060
7.0L V8, 428 CID											
1969-1967			---	---	---	---	---	---	58	RJ18YC	.036
7.5L V8, 455 CID											
1976-1975			---	---	---	---	3025	RV19PMC	25	RV17YC	.040
1974-1972			---	---	---	---	3018	RV17PMC4	25	RV17YC	.040
1971-1970			---	---	---	---	---	---	58	RJ18YC	.036
EXECUTIVE											
5.7L V8, 350 CID											
1970			---	---	---	---	---	---	58	RJ18YC	.036
1968			---	---	---	---	---	---	58	RJ18YC	.036
6.6L V8, 400 CID											
1970-1967			---	---	---	---	---	---	58	RJ18YC	.036
7.0L V8, 428 CID											
1969-1967			---	---	---	---	---	---	58	RJ18YC	.036
7.5L V8, 455 CID											
1970			---	---	---	---	---	---	58	RJ18YC	.036
FIERO											
2.5L L4, 151 CID											
1988-1984			---	---	7018	RV17PMP4	3018	RV17PMC4	79	RV15YC6	.060
2.8L V6, 173 CID											
1988-1985			---	---	7018	RV17PMP4	3018	RV17PMC4	18	RV15YC4	.044
FIREBIRD											
2.5L L4, 151 CID											
1986-1984			---	---	7018	RV17PMP4	3018	RV17PMC4	79	RV15YC6	.060
1983-1982			---	---	---	---	3025	RV19PMC	37	RV17YC6	.060
2.8L V6, 173 CID											
1989-1985			---	---	7018	RV17PMP4	3018	RV17PMC4	18	RV15YC4	.044

¹Electrical overload voids warranty



Year	Engine		Notes	CHAMPION Iridium		Double Platinum		Platinum Power		Copper Plus		Gap
	VIN			Stk #	Plug Type	Stk #	Plug Type	Stk #	Plug Type	Stk #	Plug Type	
PONTIAC (cont)												
FIREBIRD (cont)												
2.8L V6, 173 CID (cont)												
1984	1			---	---	7018	RV17PMP4	3018	RV17PMC4	18	RV15YC4	.044
	L			---	---	---	---	---	---	406	RV12YC	.044
1983-1982				---	---	7018	RV17PMP4	3018	RV17PMC4	18	RV15YC4	.044
3.1L V6, 189 CID												
1992-1990				---	---	7018	RV17PMP4	3018	RV17PMC4	18	RV15YC4	.044
3.4L V6, 207 CID												
1995-1993				---	---	7018	RV17PMP4	3018	RV17PMC4	18	RV15YC4	.044
3.8L L6, 230 CID												
1967				---	---	---	---	---	---	58	RJ18YC	.036
3.8L V6, 231 CID												
2002-1996				9404	RS14WYPB5	7940	RS14PYPB5	3013	RS14PYC6	13	RS14YC6	.060
1995				9404	RS14WYPB5	7940	RS14PYPB5	3013	RS14PYC6	13	RS14YC6	.060
1989				9204	RS12WYPB4	7963	RS12PYPB5	3401	RS10PYC4	401	RS12YC	.036
1981-1979				---	---	---	---	3025	RV19PMC	37	RV17YC6	.060
1978-1977				---	---	---	---	---	---	17	RV19YC6	.060
4.1L L6, 250 CID												
1976-1975				---	---	---	---	3025	RV19PMC	19	RV19YC	.036
1974-1972				---	---	---	---	3018	RV17PMC4	18	RV15YC4	.036
1971-1970				---	---	---	---	3025	RV19PMC	19	RV19YC	.036
1969-1968				---	---	7405	RN14PMP	3405	RN14PMC	405	RN14YC	.036
4.3L V8, 265 CID												
1981-1980				---	---	---	---	3025	RV19PMC	37	RV17YC6	.060
4.4L V8, 267 CID												
1981				---	---	---	---	3025	RV19PMC	37	RV17YC6	.060
4.9L V8, 301 CID												
1981-1980				---	---	---	---	3025	RV19PMC	37	RV17YC6	.060
1979	W			---	---	---	---	3025	RV19PMC	37	RV17YC6	.060
	Y			---	---	---	---	---	---	17	RV19YC6	.060
1977				---	---	---	---	---	---	17	RV19YC6	.060
5.0L V8, 305 CID												
1992				---	---	---	---	3025	RV19PMC	25	RV17YC	.036
1991-1988				---	---	---	---	3025	RV19PMC	19	RV19YC	.036
1987	F	FI		---	---	7018	RV17PMP4	3018	RV17PMC4	18	RV15YC4	.036
	H	CARB		---	---	---	---	3025	RV19PMC	19	RV19YC	.036
1986	F	FI		---	---	7018	RV17PMP4	3018	RV17PMC4	18	RV15YC4	.036
	G	CARB		---	---	7018	RV17PMP4	3018	RV17PMC4	18	RV15YC4	.036
	H	CARB		---	---	---	---	3025	RV19PMC	25	RV17YC	.036
1985	F	FI		---	---	7018	RV17PMP4	3018	RV17PMC4	18	RV15YC4	.044
	G	CARB		---	---	---	---	3025	RV19PMC	25	RV17YC	.044
	H	CARB		---	---	---	---	3025	RV19PMC	19	RV19YC	.044
1984				---	---	---	---	3025	RV19PMC	19	RV19YC	.044
1983				---	---	---	---	3025	RV19PMC	---	---	.036
				---	---	---	---	---	---	19	RV19YC	.044
1982-1977				---	---	---	---	3025	RV19PMC	19	RV19YC	.044
5.3L V8, 326 CID												
1967				---	---	---	---	---	---	58	RJ18YC	.036
5.7L V8, 350 CID												
2002-1998				9405	RS12WMPB4	---	---	---	---	13	RS14YC6	.050
1997-1993				9404	RS14WYPB5	7940	RS14PYPB5	3013	RS14PYC6	13	RS14YC6	.050
1992-1988		Cast Iron Heads		---	---	---	---	3025	RV19PMC	25	RV17YC	.036
1987		Aluminum Heads		9201	RC12WYPB4	7071	RC12PYP	3071	RC12PYC	431	RC14YC	.036
1979-1978				---	---	---	---	3025	RV19PMC	25	RV17YC	.044
1977	P			---	---	---	---	3025	RV19PMC	37	RV17YC6	.060
	R			---	---	---	---	---	---	66	RJ18YC6	.060
1976	M			---	---	---	---	---	---	17	RV19YC6	.060
	P			---	---	---	---	3025	RV19PMC	37	RV17YC6	.060
1975				---	---	---	---	---	---	17	RV19YC6	.060
1974	M			---	---	---	---	3018	RV17PMC4	---	---	.036
	N			---	---	---	---	3018	RV17PMC4	---	---	.036



Year	Engine VIN	Notes	CHAMPION Iridium		Double Platinum		Platinum Power		Copper Plus		Gap
			Stk #	Plug Type	Stk #	Plug Type	Stk #	Plug Type	Stk #	Plug Type	
PONTIAC (cont)											
FIREBIRD (cont)											
5.7L V8, 350 CID (cont)											
			---	---	---	---	---	---	18	RV15YC4	.036
			---	---	---	---	---	3018	RV17PMC4	18	RV15YC4
1973-1972			---	---	---	---	---	3018	RV17PMC4	18	RV15YC4
1971-1968			---	---	---	---	---	---	58	RJ18YC	.036
6.6L V8, 400 CID											
1979-1976			---	---	---	---	---	---	17	RV19YC6	.060
1975			---	---	---	---	---	3025	RV19PMC	37	RV17YC6
1974-1972	P		---	---	---	---	---	3018	RV17PMC4	18	RV15YC4
	R		---	---	---	---	---	3018	RV17PMC4	18	RV15YC4
	S		---	---	---	---	---	3018	RV17PMC4	25	RV17YC
	T		---	---	---	---	---	3018	RV17PMC4	25	RV17YC
1971-1967			---	---	---	---	---	---	58	RJ18YC	.036
6.6L V8, 403 CID											
1979-1977			---	---	---	---	---	---	66	RJ18YC6	.060
7.5L V8, 455 CID											
1976-1975			---	---	---	---	---	3025	RV19PMC	25	RV17YC
1974-1972			---	---	---	---	---	3018	RV17PMC4	25	RV17YC
1971-1970			---	---	---	---	---	---	58	RJ18YC	.036
FIREFLY											
1.0L L3, 61 CID											
2000			---	---	7405	RN14PMP	3405	RN14PMC	404	RN12YC	.044
1999-1994			9007	RN10WYPB5	7332	RN10PYP4	3322	RN14PMC3	322	RN11YC4	.044
1991-1987		Nat. Asp.	9007	RN10WYPB5	7332	RN10PYP4	3322	RN14PMC3	322	RN11YC4	.044
		Turbo	9804	RN8WYPB3	7415	RN9PYP	3415	RN9PYC	415	RN9YC	.044
1986-1985			---	---	7322	RN14PYP	3322	RN14PMC3	322	RN11YC4	.036
1.3L L4, 79 CID											
2000			9201	RC12WYPB4	7071	RC12PYP	3071	RC12PYC	71	RC12YC	.044
1999-1994			9007	RN10WYPB5	7332	RN10PYP4	3322	RN14PMC3	322	RN11YC4	.044
G3											
1.6L L4, 98 CID											
2010-2009			9013	RC10WMB3	7546	RC10PYPB4	---	---	---	---	.044
G3 WAVE											
1.6L L4, 98 CID											
2009			9013	RC10WMB3	7546	RC10PYPB4	---	---	---	---	.044
G5											
2.2L L4, 134 CID											
2010-2007			9901	RE10WYPB5	7437	RES11PYP5	---	---	---	---	.044
2.4L L4, 145 CID											
2008-2007			9901	RE10WYPB5	7437	RES11PYP5	---	---	---	---	.044
G6											
2.4L L4, 145 CID											
2010-2006			9901	RE10WYPB5	7437	RES11PYP5	---	---	---	---	.044
3.5L V6, 211 CID											
2005			9404	RS14WYPB5	7940	RS14PYPB5	3013	RS14PYC6	13	RS14YC6	.060
3.5L V6, 213 CID											
2010-2007			9405	RS12WMPB4	7983	RS14PMPB5	3983	RS14PMC5	407	RS14LC	.040
3.5L V6, 214 CID											
2006			9404	RS14WYPB5	7940	RS14PYPB5	3013	RS14PYC6	13	RS14YC6	.060
3.6L V6, 217 CID											
2009			9901	RE10WYPB5	7437	RES11PYP5	---	---	---	---	.044
2008			9901	RE10WYPB5	---	---	---	---	---	---	.044
			---	---	7437	RES11PYP5	---	---	---	---	.044
2007			9901	RE10WYPB5	7437	RES11PYP5	---	---	---	---	.044
3.9L V6, 237 CID											
2009-2006			9405	RS12WMPB4	7983	RS14PMPB5	3983	RS14PMC5	407	RS14LC	.040
G8											
3.6L V6, 217 CID											



Year	Engine	Notes	CHAMPION Iridium		Double Platinum		Platinum Power		Copper Plus		Gap
	VIN		Stk #	Plug Type	Stk #	Plug Type	Stk #	Plug Type	Stk #	Plug Type	
PONTIAC (cont)											
G8 (cont)											
3.6L V6, 217 CID (cont)											
2009-2008			9901	RE10WYPB5	7437	RES11PYP5	---	---	---	---	.044
6.0L V8, 364 CID											
2009-2008			9405	RS12WMPB4	---	---	---	---	408	RS14YC	.040
6.2L V8, 376 CID											
2009			9405	RS12WMPB4	---	---	---	---	408	RS14YC	.040
GRAND AM											
2.0L L4, 122 CID											
1989-1988			---	---	7405	RN14PMP	3405	RN14PMC	404	RN12YC	.036
1987			---	---	7031	RN14PMP5	3031	RN14PMC5	105	RN16YC5	.060
2.2L L4, 134 CID											
2005-2002			---	---	7981	RE14PYPB4	---	---	---	---	.044
2.3L L4, 138 CID											
1995			9404	RS14WYPB5	7940	RS14PYPB5	3013	RS14PYC6	13	RS14YC6	.060
1994-1988			9201	RC12WYPB4	7071	RC12PYP	3071	RC12PYC	431	RC14YC	.036
2.3L L4, 140 CID											
1994-1993			9201	RC12WYPB4	7071	RC12PYP	3071	RC12PYC	71	RC12YC	.036
1992-1989			9201	RC12WYPB4	7071	RC12PYP	3071	RC12PYC	431	RC14YC	.036
2.4L L4, 146 CID											
2001-1996			9404	RS14WYPB5	7940	RS14PYPB5	3013	RS14PYC6	13	RS14YC6	.050
2.5L L4, 151 CID											
1991-1985			---	---	7018	RV17PMP4	3018	RV17PMC4	79	RV15YC6	.060
3.0L V6, 181 CID											
1987-1986			9404	RS14WYPB5	7408	RS14PYPB	3408	RS10PYC	408	RS14YC	.044
1985			9404	RS14WYPB5	7408	RS14PYPB	3408	RS10PYC	408	RS14YC	.040
3.1L V6, 189 CID											
1998-1996			9404	RS14WYPB5	7940	RS14PYPB5	3013	RS14PYC6	13	RS14YC6	.060
1995-1994			9402	RS14WLPB6	7015	RS14PMP4	3015	RS14PMC4	15	RS15LYC	.060
3.3L V6, 204 CID											
1993-1992			9404	RS14WYPB5	7940	RS14PYPB5	3013	RS14PYC6	13	RS14YC6	.060
3.4L V6, 207 CID											
2005-2003			9404	RS14WYPB5	7940	RS14PYPB5	3013	RS14PYC6	13	RS14YC6	.060
2002-1999			9404	RS14WYPB5	7940	RS14PYPB5	3013	RS14PYC6	13	RS14YC6	.060
3.8L V6, 231 CID											
1979			---	---	---	---	3025	RV19PMC	37	RV17YC6	.060
4.9L V8, 301 CID											
1980			---	---	---	---	3025	RV19PMC	37	RV17YC6	.060
1979-1978	W		---	---	---	---	3025	RV19PMC	37	RV17YC6	.060
	Y		---	---	---	---	---	---	17	RV19YC6	.060
5.0L V8, 305 CID											
1980-1978			---	---	---	---	3025	RV19PMC	19	RV19YC	.044
5.7L V8, 350 CID											
1975			---	---	---	---	---	---	17	RV19YC6	.060
1974	S		---	---	---	---	3018	RV17PMC4	---	---	.036
			---	---	---	---	---	---	18	RV15YC4	.036
			---	---	---	---	3018	RV17PMC4	18	RV15YC4	.040
1973			---	---	---	---	3018	RV17PMC4	18	RV15YC4	.036
6.6L V8, 400 CID											
1975	R		---	---	---	---	---	---	17	RV19YC6	.060
	S		---	---	---	---	3025	RV19PMC	37	RV17YC6	.060
1974-1973	P		---	---	---	---	3018	RV17PMC4	18	RV15YC4	.040
	R		---	---	---	---	3018	RV17PMC4	18	RV15YC4	.040
	S		---	---	---	---	3018	RV17PMC4	25	RV17YC	.040
	T		---	---	---	---	3018	RV17PMC4	25	RV17YC	.040
7.5L V8, 455 CID											
1975			---	---	---	---	3025	RV19PMC	25	RV17YC	.040
1974-1973			---	---	---	---	3018	RV17PMC4	25	RV17YC	.040
GRAND LEMANS											
3.3L V6, 200 CID											



Year	Engine VIN	Notes	CHAMPION Iridium		Double Platinum		Platinum Power		Copper Plus		Gap
			Stk #	Plug Type	Stk #	Plug Type	Stk #	Plug Type	Stk #	Plug Type	
PONTIAC (cont)											
GRAND LEMANS (cont)											
3.3L V6, 200 CID (cont)											
1979-1978			---	---	---	---	3025	RV19PMC	19	RV19YC	.044
3.8L V6, 229 CID											
1981			---	---	---	---	3025	RV19PMC	25	RV17YC	.044
1980			---	---	---	---	3025	RV19PMC	19	RV19YC	.044
3.8L V6, 231 CID											
1983-1979			---	---	---	---	3025	RV19PMC	37	RV17YC6	.060
1978-1977			---	---	---	---	---	---	17	RV19YC6	.060
4.1L L6, 250 CID											
1977-1975			---	---	---	---	3025	RV19PMC	19	RV19YC	.036
4.1L V6, 252 CID											
1982			---	---	---	---	3025	RV19PMC	37	RV17YC6	.060
4.3L V8, 260 CID											
1976			---	---	---	---	---	---	66	RJ18YC6	.060
4.3L V8, 265 CID											
1981-1980			---	---	---	---	3025	RV19PMC	37	RV17YC6	.060
4.4L V8, 267 CID											
1982			---	---	---	---	3025	RV19PMC	25	RV17YC	.044
1981			---	---	---	---	3025	RV19PMC	19	RV19YC	.044
1980-1979			---	---	---	---	3025	RV19PMC	25	RV17YC	.044
4.9L V8, 301 CID											
1981-1980			---	---	---	---	3025	RV19PMC	37	RV17YC6	.060
1979	W		---	---	---	---	3025	RV19PMC	37	RV17YC6	.060
	Y		---	---	---	---	---	---	17	RV19YC6	.060
1977			---	---	---	---	---	---	17	RV19YC6	.060
5.0L V8, 305 CID											
1980-1977			---	---	---	---	3025	RV19PMC	19	RV19YC	.044
5.7L V8, 350 CID											
1983-1982		DIESEL	---	---	---	---	---	---	180 ¹	CH80	
1979			---	---	---	---	3025	RV19PMC	25	RV17YC	.044
1978	L		---	---	---	---	---	---	25	RV17YC	.036
			---	---	---	---	3025	RV19PMC	---	---	.036
			---	---	---	---	3025	RV19PMC	25	RV17YC	.044
1977	L		---	---	---	---	3025	RV19PMC	25	RV17YC	.036
	P		---	---	---	---	3025	RV19PMC	37	RV17YC6	.060
	R		---	---	---	---	---	---	66	RJ18YC6	.060
1976	L		---	---	---	---	3025	RV19PMC	37	RV17YC6	.060
	M		---	---	---	---	---	---	17	RV19YC6	.060
	P		---	---	---	---	3025	RV19PMC	37	RV17YC6	.060
1975	E		---	---	---	---	3025	RV19PMC	37	RV17YC6	.060
	H		---	---	---	---	---	---	17	RV19YC6	.060
	M		---	---	---	---	---	---	17	RV19YC6	.060
6.6L V8, 400 CID											
1977-1976			---	---	---	---	---	---	17	RV19YC6	.060
1975	R		---	---	---	---	---	---	17	RV19YC6	.060
	S		---	---	---	---	3025	RV19PMC	37	RV17YC6	.060
6.6L V8, 403 CID											
1977			---	---	---	---	---	---	66	RJ18YC6	.060
7.5L V8, 455 CID											
1976-1975			---	---	---	---	3025	RV19PMC	25	RV17YC	.040
GRAND PRIX											
2.3L L4, 138 CID											
1991-1990			9201	RC12WYPB4	7071	RC12PYP	3071	RC12PYC	431	RC14YC	.036
2.8L V6, 173 CID											
1989-1988			9402	RS14WLPB6	7015	RS14PMP4	3015	RS14PMC4	15	RS15LYC	.044
3.1L V6, 189 CID											
2003			9404	RS14WYPB5	7940	RS14PYPB5	3013	RS14PYC6	13	RS14YC6	.060
2002-1996			9404	RS14WYPB5	7940	RS14PYPB5	3013	RS14PYC6	13	RS14YC6	.060
1995-1994			9402	RS14WLPB6	7015	RS14PMP4	3015	RS14PMC4	15	RS15LYC	.060

¹Electrical overload voids warranty



Year	Engine	Notes	CHAMPION Iridium		Double Platinum		Platinum Power		Copper Plus		Gap
	VIN		Stk #	Plug Type	Stk #	Plug Type	Stk #	Plug Type	Stk #	Plug Type	
PONTIAC (cont)											
GRAND PRIX (cont)											
3.1L V6, 189 CID (cont)											
1993-1991			9402	RS14WLPB6	7015	RS14PMP4	3015	RS14PMC4	15	RS15LYC	.044
1990-1989		Nat. Asp.	9402	RS14WLPB6	7015	RS14PMP4	3015	RS14PMC4	15	RS15LYC	.044
		Turbo	9204	RS12WYPB4	7963	RS12PYPB5	3401	RS10PYC4	401	RS12YC	.044
3.4L V6, 207 CID											
1996			9404	RS14WYPB5	7963	RS12PYPB5	3013	RS14PYC6	13	RS14YC6	.060
1995-1991			9402	RS14WLPB6	7020	RS12PLP	3015	RS14PMC4	20	RS13LYC5	.044
3.8L V6, 231 CID											
2008-2004			9404	RS14WYPB5	7940	RS14PYPB5	3013	RS14PYC6	13	RS14YC6	.060
2003-1997			9404	RS14WYPB5	7940	RS14PYPB5	3013	RS14PYC6	13	RS14YC6	.060
1987-1979			---	---	---	---	3025	RV19PMC	37	RV17YC6	.060
1978			---	---	---	---	---	---	17	RV19YC6	.060
4.1L V6, 252 CID											
1982			---	---	---	---	3025	RV19PMC	37	RV17YC6	.060
4.3L V6, 262 CID											
1987-1986			---	---	---	---	3025	RV19PMC	19	RV19YC	.036
4.3L V8, 265 CID											
1981-1980			---	---	---	---	3025	RV19PMC	37	RV17YC6	.060
4.4L V8, 267 CID											
1982-1981			---	---	---	---	3025	RV19PMC	25	RV17YC	.044
4.9L V8, 301 CID											
1980			---	---	---	---	3025	RV19PMC	37	RV17YC6	.060
1979-1978	W		---	---	---	---	3025	RV19PMC	37	RV17YC6	.060
	Y		---	---	---	---	---	---	17	RV19YC6	.060
1977			---	---	---	---	---	---	17	RV19YC6	.060
5.0L V8, 305 CID											
1987			---	---	---	---	3025	RV19PMC	19	RV19YC	.036
1986			---	---	---	---	3025	RV19PMC	25	RV17YC	.036
1985-1983			---	---	---	---	3025	RV19PMC	19	RV19YC	.044
1980-1978			---	---	---	---	3025	RV19PMC	19	RV19YC	.044
5.3L V8, 325 CID											
2008-2005			9405	RS12WMPB4	---	---	---	---	408	RS14YC	.040
5.7L V8, 350 CID											
1984		DIESEL	---	---	---	---	---	---	147 ¹	CH182	
1983-1981		DIESEL	---	---	---	---	---	---	180 ¹	CH80	
1977	P		---	---	---	---	3025	RV19PMC	37	RV17YC6	.060
	R		---	---	---	---	---	---	66	RJ18YC6	.060
1976	M		---	---	---	---	---	---	17	RV19YC6	.060
	P		---	---	---	---	3025	RV19PMC	37	RV17YC6	.060
1974	S		---	---	---	---	3018	RV17PMC4	---	---	.036
			---	---	---	---	---	---	18	RV15YC4	.036
			---	---	---	---	3018	RV17PMC4	18	RV15YC4	.040
1973-1972			---	---	---	3018	RV17PMC4	18	RV15YC4	.036	
1970			---	---	---	---	---	---	58	RJ18YC	.036
6.6L V8, 400 CID											
1977-1976			---	---	---	---	---	---	17	RV19YC6	.060
1975	R		---	---	---	---	---	---	17	RV19YC6	.060
	S		---	---	---	---	3025	RV19PMC	37	RV17YC6	.060
1974-1972			---	---	---	---	3018	RV17PMC4	25	RV17YC	.040
1971-1967			---	---	---	---	---	---	58	RJ18YC	.036
6.6L V8, 403 CID											
1977			---	---	---	---	---	---	66	RJ18YC6	.060
7.0L V8, 428 CID											
1969-1967			---	---	---	---	---	---	58	RJ18YC	.036
7.5L V8, 455 CID											
1976-1975			---	---	---	---	3025	RV19PMC	25	RV17YC	.040
1974-1972			---	---	---	---	3018	RV17PMC4	25	RV17YC	.040
1971-1970			---	---	---	---	---	---	58	RJ18YC	.036

¹Electrical overload voids warranty



Year	Engine VIN	Notes	CHAMPION Iridium		Double Platinum		Platinum Power		Copper Plus		Gap
			Stk #	Plug Type	Stk #	Plug Type	Stk #	Plug Type	Stk #	Plug Type	
PONTIAC (cont)											
GRAND SAFARI											
4.9L V8, 301 CID											
1977			---	---	---	---	---	---	17	RV19YC6	.060
5.7L V8, 350 CID											
1977			---	---	---	---	---	---	66	RJ18YC6	.060
1974	S		---	---	---	---	3018	RV17PMC4	---	---	.036
			---	---	---	---	---	---	18	RV15YC4	.036
			---	---	---	---	3018	RV17PMC4	18	RV15YC4	.040
1973-1972			---	---	---	---	3018	RV17PMC4	18	RV15YC4	.036
1971			---	---	---	---	---	---	58	RJ18YC	.036
6.6L V8, 400 CID											
1978-1976			---	---	---	---	---	---	17	RV19YC6	.060
1975			---	---	---	---	3025	RV19PMC	---	---	.040
			---	---	---	---	3025	RV19PMC	37	RV17YC6	.060
1974-1973			---	---	---	---	3018	RV17PMC4	25	RV17YC	.040
1972	P		---	---	---	---	3018	RV17PMC4	18	RV15YC4	.040
	R		---	---	---	---	3018	RV17PMC4	18	RV15YC4	.040
	S		---	---	---	---	3018	RV17PMC4	25	RV17YC	.040
	T		---	---	---	---	3018	RV17PMC4	25	RV17YC	.040
1971			---	---	---	---	---	58	RJ18YC	.036	
6.6L V8, 403 CID											
1978-1977			---	---	---	---	---	---	66	RJ18YC6	.060
7.5L V8, 455 CID											
1976-1975			---	---	---	---	3025	RV19PMC	25	RV17YC	.040
1974-1972			---	---	---	---	3018	RV17PMC4	25	RV17YC	.040
1971			---	---	---	---	---	---	58	RJ18YC	.036
GRANDVILLE											
6.6L V8, 400 CID											
1975	R		---	---	---	---	---	---	17	RV19YC6	.060
	S		---	---	---	---	3025	RV19PMC	37	RV17YC6	.060
1974	P		---	---	---	---	3018	RV17PMC4	18	RV15YC4	.040
	R		---	---	---	---	3018	RV17PMC4	18	RV15YC4	.040
	S		---	---	---	---	3018	RV17PMC4	25	RV17YC	.040
	T		---	---	---	---	3018	RV17PMC4	25	RV17YC	.040
1973			---	---	---	---	3018	RV17PMC4	25	RV17YC	.040
1972	P		---	---	---	---	3018	RV17PMC4	18	RV15YC4	.040
	R		---	---	---	---	3018	RV17PMC4	18	RV15YC4	.040
	S		---	---	---	---	3018	RV17PMC4	25	RV17YC	.040
	T		---	---	---	---	3018	RV17PMC4	25	RV17YC	.040
7.5L V8, 455 CID											
1975			---	---	---	---	3025	RV19PMC	25	RV17YC	.040
1974-1972			---	---	---	---	3018	RV17PMC4	25	RV17YC	.040
1971			---	---	---	---	---	---	58	RJ18YC	.036
GTO											
5.7L V8, 350 CID											
2004			9405	RS12WMPB4	---	---	---	---	408	RS14YC	.040
1973-1972			---	---	---	---	3018	RV17PMC4	18	RV15YC4	.036
6.0L V8, 364 CID											
2006-2005			9405	RS12WMPB4	---	---	---	---	408	RS14YC	.040
6.6L V8, 400 CID											
1973-1972			---	---	---	---	3018	RV17PMC4	25	RV17YC	.040
1971-1967			---	---	---	---	---	---	58	RJ18YC	.036
7.5L V8, 455 CID											
1973-1972			---	---	---	---	3018	RV17PMC4	25	RV17YC	.040
1971-1970			---	---	---	---	---	---	58	RJ18YC	.036
J2000											
1.8L L4, 112 CID											
1983			---	---	7405	RN14PMP	3405	RN14PMC	405	RN14YC	.036
1982	0	FI	---	---	7405	RN14PMP	3405	RN14PMC	405	RN14YC	.036
	G	CARB	---	---	---	---	---	---	406	RV12YC	.036



Year	Engine	Notes	CHAMPION Iridium		Double Platinum		Platinum Power		Copper Plus		Gap	
	VIN		Stk #	Plug Type	Stk #	Plug Type	Stk #	Plug Type	Stk #	Plug Type		
PONTIAC (cont)												
J2000												
2.0L L4, 122 CID												
1983	B	CARB	---	---	---	---	---	---	---	406	RV12YC	.044
	P	FI	---	---	---	---	---	---	---	406	RV12YC	.036
J2000 SUNBIRD												
1.8L L4, 112 CID												
1985-1984	0	Nat. Asp.	---	---	7405	RN14PMP	3405	RN14PMC	405	RN14YC	.036	
	J	Turbo	9804	RN8WYPB3	7415	RN9PYP	3415	RN9PYC	415	RN9YC	.036	
2.0L L4, 122 CID												
1985-1984			---	---	---	---	---	---	---	406	RV12YC	.036
LAURENTIAN												
3.8L L6, 230 CID												
1967			---	---	---	---	---	---	---	58	RJ18YC	.036
3.8L V6, 229 CID												
1980			---	---	---	---	3018	RV17PMC4	25	RV17YC	.044	
3.8L V6, 231 CID												
1981			---	---	---	---	3018	RV17PMC4	37	RV17YC6	.060	
4.1L L6, 250 CID												
1979-1977			---	---	---	---	3018	RV17PMC4	19	RV19YC	.036	
1969-1967			---	---	7405	RN14PMP	3405	RN14PMC	405	RN14YC	.036	
4.3L V8, 265 CID												
1981			---	---	---	---	3018	RV17PMC4	37	RV17YC6	.060	
4.4L V8, 267 CID												
1981-1980			---	---	---	---	3018	RV17PMC4	25	RV17YC	.044	
4.6L V8, 283 CID												
1967			---	---	---	---	---	---	14	RJ12YC	.036	
5.0L V8, 307 CID												
1981			---	---	---	---	---	---	66	RJ18YC6	.060	
1970-1968			---	---	---	---	---	---	58	RJ18YC	.036	
5.3L V8, 327 CID												
1969			---	---	---	---	---	---	58	RJ18YC	.036	
5.7L V8, 350 CID												
1981		DIESEL	---	---	---	---	---	---	180 ¹	CH80		
1980	R		---	---	---	---	---	---	66	RJ18YC6	.060	
	X	GAS	---	---	---	---	---	---	17	RV19YC6	.060	
		DIESEL	---	---	---	---	---	---	180 ¹	CH80		
1979-1978			---	---	7018	RV17PMP4	3018	RV17PMC4	18	RV15YC4	.044	
1977	P		---	---	---	---	3018	RV17PMC4	79	RV15YC6	.044	
	R		---	---	---	---	---	---	66	RJ18YC6	.060	
			---	---	7018	RV17PMP4	---	---	---	---	.044	
1976			---	---	7018	RV17PMP4	3018	RV17PMC4	18	RV15YC4	.044	
1974-1972			---	---	7018	RV17PMP4	3018	RV17PMC4	18	RV15YC4	.040	
1971-1968			---	---	---	---	---	---	58	RJ18YC	.036	
6.5L V8, 396 CID												
1969-1967			---	---	7405	RN14PMP	3405	RN14PMC	405	RN14YC	.036	
6.6L V8, 400 CID												
1976			---	---	---	---	3018	RV17PMC4	79	RV15YC6	.060	
1974-1973			---	---	---	---	3018	RV17PMC4	18	RV15YC4	.036	
			---	---	---	---	3018	RV17PMC4	18	RV15YC4	.040	
1972			---	---	---	---	3018	RV17PMC4	18	RV15YC4	.040	
1971			---	---	---	---	---	---	58	RJ18YC	.036	
1970		3/8" THREAD HEADS	---	---	---	---	---	---	58	RJ18YC	.036	
1969-1967			---	---	---	---	---	---	58	RJ18YC	.036	
6.6L V8, 402 CID												
1970		7/16" THREAD HEADS	---	---	---	---	3018	RV17PMC4	25	RV17YC	.036	
7.0L V8, 427 CID												
1969-1967			---	---	---	---	---	---	58	RJ18YC	.036	
7.4L V8, 454 CID												
1970		Gasket Seat Heads	---	---	7405	RN14PMP	3405	RN14PMC	405	RN14YC	.036	
		Tapered Seat Heads	---	---	7018	RV17PMP4	3018	RV17PMC4	18	RV15YC4	.036	

¹Electrical overload voids warranty



Year	Engine VIN	Notes	CHAMPION Iridium		Double Platinum		Platinum Power		Copper Plus		Gap
			Stk #	Plug Type	Stk #	Plug Type	Stk #	Plug Type	Stk #	Plug Type	
PONTIAC (cont)											
LAURENTIAN											
7.5L V8, 455 CID											
1976			---	---	---	---	3018	RV17PMC4	25	RV17YC	.040
1974			---	---	---	---	3025	RV19PMC	25	RV17YC	.040
1973-1972			---	---	---	---	3018	RV17PMC4	25	RV17YC	.040
1971-1970			---	---	---	---	---	---	58	RJ18YC	.036
LEMANS											
1.6L L4, 98 CID											
1993-1988			---	---	7031	RN14PMP5	3031	RN14PMC5	105	RN16YC5	.060
2.0L L4, 122 CID											
1990-1989			---	---	7405	RN14PMP	3405	RN14PMC	405	RN14YC	.044
3.3L V6, 200 CID											
1979-1978			---	---	---	---	3025	RV19PMC	19	RV19YC	.044
3.8L L6, 230 CID											
1967			---	---	---	---	---	---	58	RJ18YC	.036
3.8L V6, 229 CID											
1981			---	---	---	---	3025	RV19PMC	25	RV17YC	.044
1980			---	---	---	---	3025	RV19PMC	19	RV19YC	.044
3.8L V6, 231 CID											
1981-1979			---	---	---	---	3025	RV19PMC	37	RV17YC6	.060
1978-1977			---	---	---	---	---	---	17	RV19YC6	.060
4.1L L6, 250 CID											
1977-1975			---	---	---	---	3025	RV19PMC	19	RV19YC	.036
1974-1972			---	---	---	---	3018	RV17PMC4	18	RV15YC4	.036
1971-1970			---	---	---	---	3025	RV19PMC	19	RV19YC	.036
1969-1968			---	---	7405	RN14PMP	3405	RN14PMC	405	RN14YC	.036
4.3L V8, 260 CID											
1976			---	---	---	---	---	---	66	RJ18YC6	.060
4.3L V8, 265 CID											
1981-1980			---	---	---	---	3025	RV19PMC	37	RV17YC6	.060
4.4L V8, 267 CID											
1981-1979			---	---	---	---	3025	RV19PMC	25	RV17YC	.044
4.9L V8, 301 CID											
1981-1980			---	---	---	---	3025	RV19PMC	37	RV17YC6	.060
1979	W		---	---	---	---	3025	RV19PMC	37	RV17YC6	.060
	Y		---	---	---	---	---	---	17	RV19YC6	.060
1977			---	---	---	---	---	---	17	RV19YC6	.060
5.0L V8, 305 CID											
1980-1977			---	---	---	---	3025	RV19PMC	19	RV19YC	.044
5.3L V8, 326 CID											
1967			---	---	---	---	---	---	58	RJ18YC	.036
5.7L V8, 350 CID											
1979-1978			---	---	---	---	3018	RV17PMC4	18	RV15YC4	.044
1977	L		---	---	---	---	3018	RV17PMC4	79	RV15YC6	.060
	P		---	---	---	---	3018	RV17PMC4	79	RV15YC6	.060
	R		---	---	---	---	---	---	66	RJ18YC6	.060
1976-1975			---	---	7018	RV17PMP4	3018	RV17PMC4	79	RV15YC6	.060
1974-1972			---	---	7018	RV17PMP4	3018	RV17PMC4	18	RV15YC4	.040
1971-1968			---	---	---	---	---	---	58	RJ18YC	.036
6.6L V8, 400 CID											
1977-1976			---	---	---	---	---	---	17	RV19YC6	.060
1975	R		---	---	---	---	---	---	17	RV19YC6	.060
	S		---	---	---	---	3025	RV19PMC	37	RV17YC6	.060
1974-1972	P		---	---	---	---	3018	RV17PMC4	18	RV15YC4	.040
	R		---	---	---	---	3018	RV17PMC4	18	RV15YC4	.040
	S		---	---	---	---	3018	RV17PMC4	25	RV17YC	.040
	T		---	---	---	---	3018	RV17PMC4	25	RV17YC	.040
1971-1967			---	---	---	---	---	---	58	RJ18YC	.036
6.6L V8, 403 CID											
1977			---	---	---	---	---	---	66	RJ18YC6	.060



Year	Engine	Notes	CHAMPION	Iridium		Double Platinum		Platinum Power		Copper Plus		Gap
	VIN		Stk #	Plug Type	Stk #	Plug Type	Stk #	Plug Type	Stk #	Plug Type	Stk #	
PONTIAC (cont)												
LEMANS												
7.0L V8, 428 CID												
1969-1967			---	---	---	---	---	---	---	58	RJ18YC	.036
7.5L V8, 455 CID												
1976			---	---	---	---	3025	RV19PMC	25	RV17YC	.040	
1974-1972			---	---	---	---	3018	RV17PMC4	25	RV17YC	.040	
1971-1970			---	---	---	---	---	---	58	RJ18YC	.036	
MONTANA												
3.4L V6, 207 CID												
2005-2003			9404	RS14WYPB5	7940	RS14PYPB5	3013	RS14PYC6	13	RS14YC6	.060	
2002-1999			9404	RS14WYPB5	7940	RS14PYPB5	3013	RS14PYC6	13	RS14YC6	.060	
3.5L V6, 213 CID												
2006-2005			9404	RS14WYPB5	7940	RS14PYPB5	3013	RS14PYC6	13	RS14YC6	.060	
3.9L V6, 237 CID												
2009-2006			9405	RS12WMPB4	7983	RS14PMPB5	3983	RS14PMCB5	407	RS14LC	.040	
OPTIMA												
1.6L L4, 98 CID												
1991-1988			---	---	7031	RN14PMP5	3031	RN14PMC5	105	RN16YC5	.060	
2.0L L4, 122 CID												
1990-1989			---	---	7405	RN14PMP	3405	RN14PMC	405	RN14YC	.044	
1988			---	---	7031	RN14PMP5	3031	RN14PMC5	105	RN16YC5	.060	
PARISIENNE												
3.8L L6, 230 CID												
1967			---	---	---	---	---	---	58	RJ18YC	.036	
3.8L V6, 229 CID												
1980			---	---	---	---	3025	RV19PMC	25	RV17YC	.044	
3.8L V6, 231 CID												
1985-1981			---	---	---	---	3025	RV19PMC	37	RV17YC6	.060	
4.1L L6, 250 CID												
1979-1977			---	---	---	---	3025	RV19PMC	19	RV19YC	.036	
1974			---	---	---	---	3018	RV17PMC4	18	RV15YC4	.036	
1970			---	---	---	---	3025	RV19PMC	19	RV19YC	.036	
1969-1967			---	---	7405	RN14PMP	3405	RN14PMC	405	RN14YC	.036	
4.3L V6, 262 CID												
1986-1985			---	---	---	---	3025	RV19PMC	19	RV19YC	.036	
4.3L V8, 265 CID												
1981			---	---	---	---	3025	RV19PMC	37	RV17YC6	.060	
4.4L V8, 267 CID												
1982-1980			---	---	---	---	3025	RV19PMC	25	RV17YC	.044	
4.6L V8, 283 CID												
1967			---	---	---	---	---	---	14	RJ12YC	.036	
5.0L V8, 305 CID												
1986			---	---	---	---	3025	RV19PMC	25	RV17YC	.036	
1985-1983			---	---	---	---	3025	RV19PMC	19	RV19YC	.044	
5.0L V8, 307 CID												
1986			9201	RC12WYPB4	7071	RC12PYP	3071	RC12PYC	89	RC12YC5	.060	
1981			---	---	---	---	---	---	66	RJ18YC6	.060	
1970-1968			---	---	---	---	---	---	58	RJ18YC	.036	
5.7L V8, 350 CID												
1985-1984		DIESEL	---	---	---	---	---	---	147 ¹	CH182		
1983-1981		DIESEL	---	---	---	---	---	---	180 ¹	CH80		
1980		DIESEL	---	---	---	---	---	---	180 ¹	CH80		
		GAS	---	---	---	---	---	---	17	RV19YC6	.060	
1979-1976			---	---	---	---	3025	RV19PMC	25	RV17YC	.044	
1974-1972			---	---	7018	RV17PMP4	3018	RV17PMC4	18	RV15YC4	.040	
1971-1968			---	---	---	---	---	---	58	RJ18YC	.036	
6.5L V8, 396 CID												
1969-1967			---	---	7405	RN14PMP	3405	RN14PMC	405	RN14YC	.036	

¹Electrical overload voids warranty



Year	Engine VIN	Notes	CHAMPION Iridium		Double Platinum		Platinum Power		Copper Plus		Gap
			Stk #	Plug Type	Stk #	Plug Type	Stk #	Plug Type	Stk #	Plug Type	
PONTIAC (cont)											
PARISIENNE											
6.6L V8, 400 CID											
1976			---	---	---	---	3018	RV17PMC4	79	RV15YC6	.060
1974-1973	P		---	---	---	---	3018	RV17PMC4	18	RV15YC4	.040
	R		---	---	---	---	3018	RV17PMC4	18	RV15YC4	.040
	S		---	---	---	---	3018	RV17PMC4	18	RV15YC4	.040
	T		---	---	---	---	3018	RV17PMC4	18	RV15YC4	.040
	U		---	---	---	---	3018	RV17PMC4	18	RV15YC4	.036
1972	P		---	---	---	---	3018	RV17PMC4	18	RV15YC4	.040
	R		---	---	---	---	3018	RV17PMC4	18	RV15YC4	.040
	S		---	---	---	---	3018	RV17PMC4	18	RV15YC4	.040
	T		---	---	---	---	3018	RV17PMC4	18	RV15YC4	.040
1971			---	---	---	---	---	58	RJ18YC	.036	
1970		3/8" THREAD HEADS	---	---	---	---	---	58	RJ18YC	.036	
1969-1967			---	---	---	---	---	58	RJ18YC	.036	
6.6L V8, 402 CID											
1970		7/16" THREAD HEADS	---	---	---	---	3025	RV19PMC	25	RV17YC	.036
7.0L V8, 427 CID											
1969-1967			---	---	---	---	---	---	58	RJ18YC	.036
7.4L V8, 454 CID											
1970		Gasket Seat Heads	---	---	7405	RN14PMP	3405	RN14PMC	405	RN14YC	.036
		Tapered Seat Heads	---	---	7018	RV17PMP4	3018	RV17PMC4	18	RV15YC4	.036
7.5L V8, 455 CID											
1976			---	---	---	---	3025	RV19PMC	25	RV17YC	.040
1974			---	---	---	---	3018	RV17PMC4	25	RV17YC	.040
1973			---	---	---	---	3025	RV19PMC	25	RV17YC	.040
1972			---	---	---	---	3018	RV17PMC4	25	RV17YC	.040
1971-1970			---	---	---	---	---	---	58	RJ18YC	.036
PHOENIX											
2.5L L4, 151 CID											
1984			---	---	7018	RV17PMP4	3018	RV17PMC4	79	RV15YC6	.060
1983-1980			---	---	---	---	3025	RV19PMC	37	RV17YC6	.060
1978-1977			---	---	---	---	3025	RV19PMC	37	RV17YC6	.060
2.8L V6, 173 CID											
1984-1982	X		---	---	7018	RV17PMP4	3018	RV17PMC4	18	RV15YC4	.044
	Z		---	---	---	---	---	---	406	RV12YC	.044
1981-1980			---	---	7018	RV17PMP4	3018	RV17PMC4	18	RV15YC4	.044
3.8L V6, 231 CID											
1979			---	---	---	---	3025	RV19PMC	37	RV17YC6	.060
1978-1977			---	---	---	---	---	---	17	RV19YC6	.060
5.0L V8, 305 CID											
1979-1977			---	---	---	---	3025	RV19PMC	19	RV19YC	.044
5.7L V8, 350 CID											
1979-1978			---	---	---	---	3025	RV19PMC	25	RV17YC	.044
1977	L		---	---	---	---	3025	RV19PMC	25	RV17YC	.044
	R		---	---	---	---	---	---	66	RJ18YC6	.060
PURSUIT											
2.2L L4, 134 CID											
2006			9901	RE10WYPB5	7437	RES11PYP5	---	---	---	---	.044
2005			---	---	7981	RE14PYPB4	---	---	---	---	.044
2.4L L4, 145 CID											
2006			9901	RE10WYPB5	7437	RES11PYP5	---	---	---	---	.044
SAFARI											
3.8L L6, 230 CID											
1967			---	---	---	---	---	---	58	RJ18YC	.036
4.1L L6, 250 CID											
1970			---	---	---	---	3025	RV19PMC	19	RV19YC	.036
1969-1968			---	---	7405	RN14PMP	3405	RN14PMC	405	RN14YC	.036
5.0L V8, 307 CID											
1989-1987			9201	RC12WYPB4	7071	RC12PYP	3071	RC12PYC	89	RC12YC5	.060



Year	Engine	Notes	CHAMPION Iridium		Double Platinum		Platinum Power		Copper Plus		Gap
	VIN		Stk #	Plug Type	Stk #	Plug Type	Stk #	Plug Type	Stk #	Plug Type	
PONTIAC (cont)											
SAFARI											
5.3L V8, 326 CID											
1967			---	---	---	---	---	---	58	RJ18YC	.036
5.7L V8, 350 CID											
1970-1968			---	---	---	---	---	---	58	RJ18YC	.036
6.6L V8, 400 CID											
1976			---	---	---	---	---	---	58	RJ18YC	.036
1970-1967			---	---	---	---	---	---	58	RJ18YC	.036
7.0L V8, 428 CID											
1969-1967			---	---	---	---	---	---	58	RJ18YC	.036
7.5L V8, 455 CID											
1976			---	---	---	---	3025	RV19PMC	25	RV17YC	.040
1970			---	---	---	---	---	---	58	RJ18YC	.036
SOLSTICE											
2.0L L4, 122 CID											
2009-2007			9300	RES12WYPB4	---	---	---	---	---	---	.035
2.4L L4, 145 CID											
2009-2006			9901	RE10WYPB5	7437	RES11PYP5	---	---	---	---	.044
STRATO-CHIEF											
3.8L L6, 230 CID											
1969-1967			---	---	---	---	---	---	58	RJ18YC	.036
4.1L L6, 250 CID											
1970			---	---	---	---	3025	RV19PMC	19	RV19YC	.036
1969-1967			---	---	7405	RN14PMP	3405	RN14PMC	405	RN14YC	.036
4.6L V8, 283 CID											
1967			---	---	---	---	---	---	14	RJ12YC	.036
5.0L V8, 307 CID											
1970-1968			---	---	---	---	---	---	58	RJ18YC	.036
5.7L V8, 350 CID											
1970-1969			---	---	---	---	---	---	58	RJ18YC	.036
6.5L V8, 396 CID											
1969-1967			---	---	7405	RN14PMP	3405	RN14PMC	405	RN14YC	.036
6.6L V8, 400 CID											
1970			---	---	---	---	---	---	58	RJ18YC	.036
6.6L V8, 402 CID											
1970			---	---	---	---	3025	RV19PMC	25	RV17YC	.036
7.0L V8, 427 CID											
1969-1967			---	---	---	---	---	---	58	RJ18YC	.036
7.4L V8, 454 CID											
1970		Gasket Seat Heads	---	---	7405	RN14PMP	3405	RN14PMC	405	RN14YC	.036
		Tapered Seat Heads	---	---	7018	RV17PMP4	3018	RV17PMC4	18	RV15YC4	.036
SUNBIRD											
1.8L L4, 112 CID											
1986		Nat. Asp.	---	---	7405	RN14PMP	3405	RN14PMC	405	RN14YC	.036
		Turbo	9804	RN8WYPB3	7415	RN9PYP	3415	RN9PYC	415	RN9YC	.036
2.0L L4, 122 CID											
1994-1991			---	---	7405	RN14PMP	3405	RN14PMC	405	RN14YC	.044
1990-1989		Nat. Asp.	---	---	7405	RN14PMP	3405	RN14PMC	405	RN14YC	.044
		Turbo	---	---	7405	RN14PMP	3405	RN14PMC	404	RN12YC	.036
1988		Nat. Asp.	---	---	7031	RN14PMP5	3031	RN14PMC5	105	RN16YC5	.060
		Turbo	---	---	7405	RN14PMP	3405	RN14PMC	404	RN12YC	.036
1987		Nat. Asp.	---	---	7031	RN14PMP5	3031	RN14PMC5	105	RN16YC5	.060
		Turbo	---	---	7031	RN14PMP5	3031	RN14PMC5	105	RN16YC5	.060
1986			---	---	---	---	---	---	406	RV12YC	.036
2.3L L4, 140 CID											
1977-1976			---	---	7018	RV17PMP4	3018	RV17PMC4	18	RV15YC4	.036
2.5L L4, 151 CID											
1980-1977			---	---	---	---	3025	RV19PMC	37	RV17YC6	.060



Year	Engine VIN	Notes	Iridium		Double Platinum		Platinum Power		Copper Plus		Gap
			Stk #	Plug Type	Stk #	Plug Type	Stk #	Plug Type	Stk #	Plug Type	
PONTIAC (cont)											
SUNBIRD											
3.1L V6, 189 CID											
1994-1991			9402	RS14WLPB6	7015	RS14PMP4	3015	RS14PMC4	15	RS15LYC	.044
3.8L V6, 231 CID											
1980-1977			---	---	---	---	3025	RV19PMC	37	RV17YC6	.060
1976			---	---	---	---	---	---	66	RJ18YC6	.060
5.0L V8, 305 CID											
1979-1978			---	---	---	---	3025	RV19PMC	19	RV19YC	.044
SUNBURST											
1.5L L4, 92 CID											
1988-1986			9007	RN10WYPB5	7332	RN10PYP4	3322	RN14PMC3	322	RN11YC4	.044
1985			9007	RN10WYPB5	---	---	3322	RN14PMC3	322	RN11YC4	.044
SUNFIRE											
2.2L L4, 134 CID											
2005-2003			---	---	7981	RE14PYPB4	---	---	---	---	.044
2002	4		9404	RS14WYPB5	7408	RS14PYPB	3408	RS10PYC	408	RS14YC	.040
	F		---	---	7981	RE14PYPB4	---	---	---	---	.044
2001-2000			9404	RS14WYPB5	7408	RS14PYPB	3408	RS10PYC	408	RS14YC	.040
1999			9404	RS14WYPB5	7408	RS14PYPB	3408	RS10PYC	408	RS14YC	.050
1998			9404	RS14WYPB5	7940	RS14PYPB5	3013	RS14PYC6	13	RS14YC6	.050
1997-1995			9402	RS14WLPB6	7020	RS12PLP	3015	RS14PMC4	20	RS13LYC5	.060
2.3L L4, 138 CID											
1995			9404	RS14WYPB5	7940	RS14PYPB5	3013	RS14PYC6	13	RS14YC6	.060
2.4L L4, 146 CID											
2002-1999			9404	RS14WYPB5	7963	RS12PYPB5	3013	RS14PYC6	13	RS14YC6	.050
1998-1996			9404	RS14WYPB5	7940	RS14PYPB5	3013	RS14PYC6	13	RS14YC6	.050
SUNRUNNER											
1.6L L4, 98 CID											
1997-1995			9007	RN10WYPB5	7332	RN10PYP4	3322	RN14PMC3	322	RN11YC4	.044
1994			---	---	7405	RN14PMP	3405	RN14PMC	404	RN12YC	.060
T1000											
1.6L L4, 98 CID											
1987-1984			---	---	---	---	---	---	406	RV12YC	.036
1983			---	---	---	---	---	---	406	RV12YC	.044
1982-1981			---	---	---	---	---	---	406	RV12YC	.036
TEMPEST											
2.0L L4, 122 CID											
1989-1987			9402	RS14WLPB6	7015	RS14PMP4	3015	RS14PMC4	15	RS15LYC	.036
2.2L L4, 134 CID											
1991-1990			9402	RS14WLPB6	7015	RS14PMP4	3015	RS14PMC4	15	RS15LYC	.036
2.8L V6, 173 CID											
1989			9402	RS14WLPB6	7015	RS14PMP4	3015	RS14PMC4	15	RS15LYC	.044
1988			9402	RS14WLPB6	7015	RS14PMP4	3015	RS14PMC4	15	RS15LYC	.040
1987			9402	RS14WLPB6	7015	RS14PMP4	3015	RS14PMC4	15	RS15LYC	.044
3.1L V6, 189 CID											
1991-1990			9402	RS14WLPB6	7015	RS14PMP4	3015	RS14PMC4	15	RS15LYC	.044
3.8L L6, 230 CID											
1967			---	---	---	---	---	---	58	RJ18YC	.036
4.1L L6, 250 CID											
1970			---	---	---	---	3025	RV19PMC	19	RV19YC	.036
1969-1968			---	---	7405	RN14PMP	3405	RN14PMC	405	RN14YC	.036
5.3L V8, 326 CID											
1967			---	---	---	---	---	---	58	RJ18YC	.036
5.7L V8, 350 CID											
1970-1968			---	---	---	---	---	---	58	RJ18YC	.036
6.6L V8, 400 CID											
1970-1967			---	---	---	---	---	---	58	RJ18YC	.036



Year	Engine	Notes	CHAMPION Iridium		Double Platinum		Platinum Power		Copper Plus		Gap
	VIN		Stk #	Plug Type	Stk #	Plug Type	Stk #	Plug Type	Stk #	Plug Type	
PONTIAC (cont)											
TEMPEST											
7.0L V8, 428 CID											
1969-1967			---	---	---	---	---	---	58	RJ18YC	.036
7.5L V8, 455 CID											
1970			---	---	---	---	---	---	58	RJ18YC	.036
TORRENT											
3.4L V6, 207 CID											
2009-2006			9404	RS14WYPB5	7940	RS14PYPB5	3013	RS14PYC6	13	RS14YC6	.060
3.6L V6, 217 CID											
2009-2008			9901	RE10WYPB5	7437	RES11PYP5	---	---	---	---	.044
TRANS SPORT											
3.1L V6, 189 CID											
1995-1990			---	---	7018	RV17PMP4	3018	RV17PMC4	18	RV15YC4	.044
3.4L V6, 207 CID											
1999-1996			9404	RS14WYPB5	7940	RS14PYPB5	3013	RS14PYC6	13	RS14YC6	.060
3.8L V6, 231 CID											
1995-1992			9404	RS14WYPB5	7940	RS14PYPB5	3013	RS14PYC6	13	RS14YC6	.060
VENTURA											
2.5L L4, 151 CID											
1977			---	---	---	---	3025	RV19PMC	37	RV17YC6	.060
3.8L V6, 231 CID											
1977			---	---	---	---	---	---	17	RV19YC6	.060
4.1L L6, 250 CID											
1976-1975			---	---	---	---	3025	RV19PMC	19	RV19YC	.036
1974-1972			---	---	---	---	3018	RV17PMC4	18	RV15YC4	.036
1971			---	---	---	---	3025	RV19PMC	19	RV19YC	.036
4.3L V8, 260 CID											
1976-1975			---	---	---	---	---	---	66	RJ18YC6	.060
4.9L V8, 301 CID											
1977			---	---	---	---	---	---	17	RV19YC6	.060
5.0L V8, 305 CID											
1977			---	---	---	---	3025	RV19PMC	19	RV19YC	.044
5.0L V8, 307 CID											
1973-1972			---	---	---	---	3018	RV17PMC4	25	RV17YC	.036
1971			---	---	---	---	3025	RV19PMC	19	RV19YC	.036
5.7L V8, 350 CID											
1977	L		---	---	---	---	3025	RV19PMC	25	RV17YC	.044
	R		---	---	---	---	---	---	66	RJ18YC6	.060
1976			---	---	---	---	---	---	17	RV19YC6	.060
1975	E		---	---	---	---	3025	RV19PMC	37	RV17YC6	.060
	H		---	---	---	---	---	---	17	RV19YC6	.060
	J		---	---	---	---	---	---	17	RV19YC6	.060
	M		---	---	---	---	---	---	17	RV19YC6	.060
1974	A		---	---	---	---	3018	RV17PMC4	25	RV17YC	.040
	B		---	---	---	---	3018	RV17PMC4	25	RV17YC	.040
	K		---	---	---	---	3018	RV17PMC4	---	---	.040
	M		---	---	---	---	3018	RV17PMC4	18	RV15YC4	.040
1973-1972			---	---	---	3018	RV17PMC4	18	RV15YC4	.040	
1971			---	---	---	---	---	58	RJ18YC	.036	
VIBE											
1.8L L4, 1794cc											
2008-2003			9001	RC10WYPB4	7546	RC10PYPB4	3346	RC10PYC	335	RC10YC4	.040
1.8L L4, 1795cc											
2006-2003			9806	RC8WMPB4	7546	RC10PYPB4	3346	RC10PYC	346	RC10YC4	.040
1.8L L4, 1798cc											
2010-2009			9412	REA9WYPB4	---	---	---	---	---	---	.044
2.4L L4, 2362cc											
2010-2009			9806	RC8WMPB4	7545	RC8PYPB4	3344	RC9PYC	345	RC8YC4	.040



Year	Engine VIN	Notes	Iridium		Double Platinum		Platinum Power		Copper Plus		Gap
			Stk #	Plug Type	Stk #	Plug Type	Stk #	Plug Type	Stk #	Plug Type	
PONTIAC (cont)											
WAVE											
1.6L L4, 98 CID											
2008-2005			9001	RC10WYPB4	7546	RC10PYPB4	3346	RC10PYC	346	RC10YC4	.044
WAVE5											
1.6L L4, 98 CID											
2007-2005			9001	RC10WYPB4	7546	RC10PYPB4	3346	RC10PYC	346	RC10YC4	.044
PORSCHE											
911											
2.0L H6, 1991CC											
1969-1968			9804	RN8WYPB3	---	---	---	---	332	RN7YC	.024
1967			---	---	---	---	---	---	315	N6YC	.020
2.2L H6, 2195CC											
1971		CARB	9804	RN8WYPB3	---	---	---	---	332	RN7YC	.028
		FI	9804	RN8WYPB3	7415	RN9PYP	3415	RN9PYC	415	RN9YC	.028
1970			9804	RN8WYPB3	---	---	---	---	332	RN7YC	.028
2.7L H6, 2688CC											
1977-1976			9804	RN8WYPB3	---	---	---	---	332	RN7YC	.024
1975	2		9804	RN8WYPB3	---	---	---	---	332	RN7YC	.024
	4		---	---	---	---	---	---	880	RN3C	.028
1974	1		9804	RN8WYPB3	---	---	---	---	332	RN7YC	.024
	3		9804	RN8WYPB3	---	---	---	---	332	RN7YC	.024
	4		---	---	---	---	---	---	880	RN3C	.028
3.0L H6, 2999CC											
1983-1980			---	---	7322	RN14PYP	---	---	---	---	.026
			9804	RN8WYPB3	---	---	---	---	332	RN7YC	.028
1979-1978			---	---	7322	RN14PYP	3322	RN14PMC3	322	RN11YC4	.028
1977-1976			---	---	---	---	---	---	339	RN6YC	.024
3.2L H6, 3163CC											
1989-1984			9804	RN8WYPB3	7415	RN9PYP	3415	RN9PYC	415	RN9YC	.028
3.3L H6, 3294CC											
1991			9804	RN8WYPB3	---	---	---	---	332	RN7YC	.028
1989-1987			---	---	---	---	---	---	339	RN6YC	.028
1985-1981			9804	RN8WYPB3	7415	RN9PYP	3415	RN9PYC	415	RN9YC	.028
3.4L H6, 3400CC											
2001-1999			---	---	7344	RC9PYP	3344	RC9PYC	344	RC9YC	.032
3.4L H6, 3436CC											
2014-2013			9030	REC8WYPB3	---	---	---	---	---	---	.032
3.6L H6, 3596CC											
2009-2007		Turbo	9770	RC7WYPB3	---	---	3068	RC7PYCB	444	RC7YC3	.032
2006			9800	RC7WYPB4	---	---	---	---	---	---	.044
2005-2003		Nat. Asp.	9800	RC7WYPB4	---	---	---	---	---	---	.044
2002		Nat. Asp.	9002	RC10WMPB4	7546	RC10PYPB4	3344	RC9PYC	434	RC9MC4	.040
3.6L H6, 3600CC											
2011			9770	RC7WYPB3	---	---	---	---	444	RC7YC3	.032
3.6L H6, 3606CC											
2005-2004		Nat. Asp.	9800	RC7WYPB4	---	---	---	---	---	---	.044
		Turbo	9002	RC10WMPB4	7546	RC10PYPB4	3344	RC9PYC	434	RC9MC4	.040
2003-2002		Turbo	9002	RC10WMPB4	7546	RC10PYPB4	3344	RC9PYC	434	RC9MC4	.040
2001			---	---	7344	RC9PYP	3344	RC9PYC	344	RC9YC	.032
1998-1989			---	---	7344	RC9PYP	3344	RC9PYC	344	RC9YC	.032
3.6L H6, 3614CC											
2010			9770	RC7WYPB3	---	---	---	---	444	RC7YC3	.032
3.8L H6, 3800CC											
2014			9030	REC8WYPB3	---	---	---	---	---	---	.032
2013		Nat. Asp.	9030	REC8WYPB3	---	---	---	---	---	---	.032
2009			9800	RC7WYPB4	---	---	---	---	---	---	.044
3.8L H6, 3824CC											
2013		Turbo	9030	REC8WYPB3	---	---	---	---	---	---	.032
2012-2010			9030	REC8WYPB3	---	---	---	---	---	---	.032
2008-2006			9800	RC7WYPB4	---	---	---	---	---	---	.044



Year	Engine	Notes	CHAMPION Iridium		Double Platinum		Platinum Power		Copper Plus		Gap
	VIN		Stk #	Plug Type	Stk #	Plug Type	Stk #	Plug Type	Stk #	Plug Type	
PORSCHE (cont)											
911 (cont)											
3.8L H6, 3824CC (cont)											
2005		Nat. Asp.	9800	RC7WYPB4	---	---	---	---	---	---	.044
912											
1.6L H4, 1582CC											
1969-1968			---	---	---	---	---	---	327	RL87YC	.024
1967			---	---	---	---	---	---	328	L82YC	.024
2.0L H4, 1967CC											
1976			9804	RN8WYPB3	7415	RN9PYP	3415	RN9PYC	415	RN9YC	.028
914											
1.7L H4, 1679CC											
1973-1970			---	---	---	---	---	---	104	RN4C	.024
1.8L H4, 1795CC											
1975-1974			---	---	---	---	---	---	104	RN4C	.028
2.0L H4, 1967CC											
1976			9804	RN8WYPB3	7415	RN9PYP	3415	RN9PYC	415	RN9YC	.028
2.0L H4, 1971CC											
1975-1974			9804	RN8WYPB3	7415	RN9PYP	3415	RN9PYC	415	RN9YC	.028
2.0L H6, 1991CC											
1971-1970			9804	RN8WYPB3	7322	RN14PYP	3322	RN14PMC3	332	RN7YC	.024
924											
2.0L L4, 1983CC											
1982-1977			9804	RN8WYPB3	7415	RN9PYP	3415	RN9PYC	415	RN9YC	.028
2.5L L4, 2475CC											
1988-1987			---	---	7322	RN14PYP	3322	RN14PMC3	322	RN11YC4	.028
928											
4.5L V8, 4474CC											
1982-1978			---	---	7322	RN14PYP	3322	RN14PMC3	322	RN11YC4	.028
4.7L V8, 4671CC											
1984-1983			---	---	7322	RN14PYP	3322	RN14PMC3	322	RN11YC4	.028
5.0L V8, 4950CC											
1991-1985			9804	RN8WYPB3	7415	RN9PYP	3415	RN9PYC	415	RN9YC	.028
5.4L V8, 5392CC											
1995-1993			9804	RN8WYPB3	7415	RN9PYP	3415	RN9PYC	415	RN9YC	.028
930											
3.3L H6, 3294CC											
1979-1978			---	---	---	---	---	---	339	RN6YC	.024
944											
2.5L L4, 2475CC											
1989-1983			---	---	7322	RN14PYP	3322	RN14PMC3	322	RN11YC4	.028
2.7L L4, 2688CC											
1989			---	---	7322	RN14PYP	3322	RN14PMC3	322	RN11YC4	.028
3.0L L4, 2983CC											
1991-1990			9804	RN8WYPB3	---	---	---	---	332	RN7YC	.028
3.0L L4, 2999CC											
1989			9804	RN8WYPB3	---	---	---	---	332	RN7YC	.028
968											
3.0L L4, 2983CC											
1995-1994			9804	RN8WYPB3	7415	RN9PYP	3415	RN9PYC	415	RN9YC	.032
1993			9804	RN8WYPB3	7415	RN9PYP	3415	RN9PYC	415	RN9YC	.036
1992			9804	RN8WYPB3	7415	RN9PYP	3415	RN9PYC	415	RN9YC	.028
BOXSTER											
2.5L H6, 2480CC											
1999-1997			---	---	7344	RC9PYP	3344	RC9PYC	344	RC9YC	.032
2.7L H6, 2687CC											
2008-2006			9800	RC7WYPB4	---	---	---	---	---	---	.044
2005-2002			9002	RC10WMPB4	7546	RC10PYPB4	3344	RC9PYC	434	RC9MC4	.040
2001-2000			---	---	7344	RC9PYP	3344	RC9PYC	344	RC9YC	.032



Year	Engine VIN	Notes	Iridium		Double Platinum		Platinum Power		Copper Plus		Gap
			Stk #	Plug Type	Stk #	Plug Type	Stk #	Plug Type	Stk #	Plug Type	
PORSCHE (cont)											
BOXSTER											
2.9L H6, 2893CC											
2011-2009			9800	RC7WYPB4	---	---	---	---	---	---	.044
3.2L H6, 3179CC											
2006			9813	RC8ZWYPB5	---	---	---	---	---	---	.063
2005-2002			9002	RC10WMPB4	7546	RC10PYPB4	3344	RC9PYC	434	RC9MC4	.040
2001-2000			---	---	7344	RC9PYP	3344	RC9PYC	344	RC9YC	.032
3.4L H6, 3387CC											
2010-2007			9800	RC7WYPB4	---	---	---	---	---	---	.044
3.4L H6, 3436CC											
2011			9800	RC7WYPB4	---	---	---	---	---	---	.044
CARRERA GT											
5.7L V10, 5733CC											
2005-2004			9001	RC10WYPB4	7546	RC10PYPB4	3346	RC10PYC	346	RC10YC4	.040
CAYENNE											
3.2L V6, 3189CC											
2006-2004			9702 ³	KA7ZWYPB4	---	---	---	---	---	---	.040
3.6L V6, 3597CC											
2010-2008			9407	RER8ZWYCB4	---	---	---	---	---	---	.036
4.5L V8, 4511CC											
2006-2003			9813	RC8ZWYPB5	---	---	---	---	---	---	.063
4.8L V8, 4806CC											
2014-2011	M48.52~C		9044	REC8WMPB4	---	---	---	---	---	---	.043
2010-2008	M48.51~C		9044	REC8WMPB4	---	---	---	---	---	---	.043
CAYMAN											
2.7L H6, 2687CC											
2008-2007			9800	RC7WYPB4	---	---	---	---	---	---	.032
2.9L H6, 2893CC											
2012-2010			9800	RC7WYPB4	---	---	---	---	---	---	.044
2009			9800	RC7WYPB4	---	---	---	---	---	---	.032
3.4L H6, 3387CC											
2010			9800	RC7WYPB4	---	---	---	---	---	---	.044
2009-2006			9800	RC7WYPB4	---	---	---	---	---	---	.032
3.4L H6, 3436CC											
2012-2011			9800	RC7WYPB4	---	---	---	---	---	---	.044
PANAMERA											
3.6L V6, 3605CC											
2014-2013			9044	REC8WMPB4	---	---	---	---	---	---	.055
2012-2011	M46.20		9044	REC8WMPB4	---	---	---	---	---	---	.055
	M46.40		9044	REC8WMPB4	---	---	---	---	---	---	.055
4.8L V8, 4806CC											
2013-2012		Nat. Asp.	9044	REC8WMPB4	---	---	---	---	---	---	.055
2011-2010			9044	REC8WMPB4	---	---	---	---	---	---	.055
RAM											
1500											
3.6L V6, 220 CID											
2014-2013			9407	RER8ZWYCB4	---	---	---	---	---	---	.044
3.7L V6, 226 CID											
2012-2011			9002	RC10WMPB4	---	---	---	---	---	---	.044
4.7L V8, 285 CID											
2013-2011		Exhaust Side; 2 PLUGS/CYLINDER; FOR LOWER BANK ONLY	9055	REC12WMPB5	---	---	---	---	446	REC12MCC4	.050
5.7L V8, 345 CID											
2015-2012		2 PLUGS/CYLINDER	9055	REC12WMPB5	---	---	---	---	446	REC12MCC4	.044
2011		2 PLUGS/CYLINDER	9055	REC12WMPB5	---	---	---	---	446	REC12MCC4	.044
2500											
5.7L V8, 345 CID											

³Low-Ohm Design



Year	Engine	Notes	CHAMPION Iridium		Double Platinum		Platinum Power		Copper Plus		Gap
	VIN		Stk #	Plug Type	Stk #	Plug Type	Stk #	Plug Type	Stk #	Plug Type	
RAM (cont)											
2500 (cont)											
5.7L V8, 345 CID (cont)											
2015		2 PLUGS/CYLINDER	9055	REC12WMPB5	---	---	---	---	---	---	.044
2014-2011		2 PLUGS/CYLINDER	9055	REC12WMPB5	---	---	---	---	446	REC12MCC4	.044
3500											
5.7L V8, 345 CID											
2014-2011		2 PLUGS/CYLINDER	---	---	---	---	---	---	446	REC12MCC4	.044
6.4L V8, 392 CID											
2015-2014			9055	REC12WMPB5	---	---	---	---	446	REC12MCC4	.043
C/V											
3.6L V6, 220 CID											
2014-2012			9407	RER8ZWYCB4	---	---	---	---	---	---	.044
DAKOTA											
3.7L V6, 226 CID											
2011			9002	RC10WMPB4	---	---	---	---	---	---	.044
4.7L V8, 285 CID											
2011		Exhaust Side; 2 PLUGS/CYLINDER; FOR LOWER BANK ONLY	9055	REC12WMPB5	---	---	---	---	---	---	.050
PROMASTER 1500											
3.6L V6, 220 CID											
2014			9407	RER8ZWYCB4	---	---	---	---	---	---	.044
PROMASTER 2500											
3.6L V6, 220 CID											
2014			9407	RER8ZWYCB4	---	---	---	---	---	---	.044
PROMASTER 3500											
3.6L V6, 220 CID											
2014			9407	RER8ZWYCB4	---	---	---	---	---	---	.044
RENAULT											
ALLIANCE											
1.4L L4, 1397CC											
1987-1983			---	---	7405	RN14PMP	3405	RN14PMC	404	RN12YC	.032
1.7L L4, -CC											
1987-1985			9804	RN8WYPB3	7415	RN9PYP	3415	RN9PYC	415	RN9YC	.032
2.0L L4, 1965CC											
1987			---	---	7405	RN14PMP	3405	RN14PMC	404	RN12YC	.032
ENCORE											
1.4L L4, 1397CC											
1986-1984			---	---	7405	RN14PMP	3405	RN14PMC	404	RN12YC	.032
1.7L L4, -CC											
1986-1985			9804	RN8WYPB3	7415	RN9PYP	3415	RN9PYC	415	RN9YC	.032
FUEGO											
1.6L L4, 1565CC											
1984			---	---	---	---	---	---	880	RN3C	.024
1983-1982		Turbo	9804	RN8WYPB3	7415	RN9PYP	3415	RN9PYC	415	RN9YC	.024
1.6L L4, 1647CC											
1983-1982		Nat. Asp.	---	---	---	---	---	---	880	RN3C	.024
2.2L L4, 2152CC											
1985-1984			---	---	---	---	---	---	304	RS9YC	.024
LECAR											
1.3L L4, 1289CC											
1979			---	---	---	---	---	---	929	RL95YC	.024
1978			---	---	---	---	---	---	327	RL87YC	.024
1977			---	---	---	---	---	---	929	RL95YC	.024
1.4L L4, 1397CC											
1984-1980			---	---	7405	RN14PMP	3405	RN14PMC	404	RN12YC	.024



Year	Engine VIN	Notes	Iridium		Double Platinum		Platinum Power		Copper Plus		Gap
			Stk #	Plug Type	Stk #	Plug Type	Stk #	Plug Type	Stk #	Plug Type	
RENAULT (cont)											
LECAR											
2.2L L4, 2152CC											
1985-1984			---	---	---	---	---	---	304	RS9YC	.024
R10											
1.3L L4, 1289CC											
1971-1968			---	---	---	---	---	---	327	RL87YC	.024
R12											
1.6L L4, 1565CC											
1972			---	---	7405	RN14PMP	3405	RN14PMC	405	RN14YC	.024
1971			9804	RN8WYPB3	7415	RN9PYP	3415	RN9PYC	415	RN9YC	.024
1.6L L4, 1647CC											
1977-1975			9804	RN8WYPB3	7415	RN9PYP	3415	RN9PYC	415	RN9YC	.024
1974-1973			---	---	7405	RN14PMP	3405	RN14PMC	405	RN14YC	.024
R15											
1.6L L4, 1565CC											
1972			---	---	7405	RN14PMP	3405	RN14PMC	405	RN14YC	.024
1.6L L4, 1647CC											
1976-1975			9804	RN8WYPB3	7415	RN9PYP	3415	RN9PYC	415	RN9YC	.024
1974-1973			---	---	7405	RN14PMP	3405	RN14PMC	405	RN14YC	.024
R16											
1.6L L4, 1565CC											
1972-1969			---	---	7405	RN14PMP	3405	RN14PMC	405	RN14YC	.024
R17											
1.6L L4, 1565CC											
1972			---	---	7405	RN14PMP	3405	RN14PMC	405	RN14YC	.024
1.6L L4, 1647CC											
1979-1978			9804	RN8WYPB3	---	---	---	---	332	RN7YC	.024
1977		CARB	9804	RN8WYPB3	7415	RN9PYP	3415	RN9PYC	415	RN9YC	.024
		FI	---	---	---	---	---	---	880	RN3C	.024
1976-1975			9804	RN8WYPB3	7415	RN9PYP	3415	RN9PYC	415	RN9YC	.024
1974			---	---	7405	RN14PMP	3405	RN14PMC	405	RN14YC	.024
R18											
1.6L L4, 1647CC											
1981			9804	RN8WYPB3	7415	RN9PYP	3415	RN9PYC	415	RN9YC	.024
R18I											
1.6L L4, 1647CC											
1983-1981			9804	RN8WYPB3	7415	RN9PYP	3415	RN9PYC	415	RN9YC	.024
2.2L L4, 2152CC											
1986-1984			---	---	---	---	---	---	304	RS9YC	.024
R5											
1.3L L4, 1289CC											
1976			---	---	---	---	---	---	929	RL95YC	.024
2.2L L4, 2152CC											
1986			9804	RN8WYPB3	7415	RN9PYP	3415	RN9PYC	415	RN9YC	.032
ROLLS ROYCE											
CAMARGUE											
6.7L V8, 6748CC											
1987-1981			---	---	7405	RN14PMP	3405	RN14PMC	405	RN14YC	.035
6.7L V8, 6750CC											
1980-1977			---	---	7405	RN14PMP	3405	RN14PMC	405	RN14YC	.035
6.8L V8, 6750CC											
1976-1975			---	---	7405	RN14PMP	3405	RN14PMC	405	RN14YC	.035
CORNICHE											
6.2L V8, 6230CC											
1974-1971			---	---	7405	RN14PMP	3405	RN14PMC	405	RN14YC	.024



Year	Engine	Notes	Iridium		Double Platinum		Platinum Power		Copper Plus		Gap
	VIN		Stk #	Plug Type	Stk #	Plug Type	Stk #	Plug Type	Stk #	Plug Type	
ROLLS ROYCE (cont)											
CORNICHE											
6.7L V8, 6748CC											
2000			9201	RC12WYPB4	7070	RC11PYPB4	3071	RC12PYC	71	RC12YC	.040
1985-1981			---	---	7405	RN14PMP	3405	RN14PMC	405	RN14YC	.035
6.7L V8, 6750CC											
1980-1977			---	---	7405	RN14PMP	3405	RN14PMC	405	RN14YC	.035
6.8L V8, 6748CC											
2002-2001			9201	RC12WYPB4	7070	RC11PYPB4	3071	RC12PYC	71	RC12YC	.040
6.8L V8, 6750CC											
1976-1975			---	---	7405	RN14PMP	3405	RN14PMC	405	RN14YC	.035
CORNICHE II											
6.7L V8, 6748CC											
1992-1989			---	---	7405	RN14PMP	3405	RN14PMC	405	RN14YC	.040
1988-1986			---	---	7405	RN14PMP	3405	RN14PMC	405	RN14YC	.040
CORNICHE IV											
6.7L V8, 6748CC											
1995-1994			9201	RC12WYPB4	7071	RC12PYP	3071	RC12PYC	431	RC14YC	.040
1993			---	---	7405	RN14PMP	3405	RN14PMC	405	RN14YC	.040
CORNICHE S											
6.7L V8, 6748CC											
1995			9201	RC12WYPB4	7070	RC11PYPB4	3071	RC12PYC	431	RC14YC	.040
FLYING SPUR											
6.7L V8, 6748CC											
1995			9201	RC12WYPB4	7070	RC11PYPB4	3071	RC12PYC	431	RC14YC	.040
PARK WARD											
5.4L V12, 5379CC											
2002			---	---	7070	RC11PYPB4	3071	RC12PYC	71	RC12YC	.032
			9201	RC12WYPB4	---	---	---	---	---	---	.040
PHANTOM											
6.2L V8, 6230CC											
1967			---	---	7405	RN14PMP	3405	RN14PMC	405	RN14YC	.024
6.7L V12, 6749CC											
2005			9201	RC12WYPB4	7070	RC11PYPB4	3071	RC12PYC	71	RC12YC	.032
SILVER DAWN											
6.7L V8, 6748CC											
1997-1995			9201	RC12WYPB4	7070	RC11PYPB4	3071	RC12PYC	431	RC14YC	.040
SILVER SERAPH											
5.4L V12, 5379CC											
2002-1999			9201	RC12WYPB4	7070	RC11PYPB4	3071	RC12PYC	71	RC12YC	.032
SILVER SHADOW											
6.2L V8, 6230CC											
1974-1967			---	---	7405	RN14PMP	3405	RN14PMC	405	RN14YC	.024
6.8L V8, 6750CC											
1976-1975			---	---	7405	RN14PMP	3405	RN14PMC	405	RN14YC	.035
SILVER SHADOW II											
6.7L V8, 6750CC											
1980-1977			---	---	7405	RN14PMP	3405	RN14PMC	405	RN14YC	.040
SILVER SPIRIT											
6.7L V8, 6748CC											
1995-1994			9201	RC12WYPB4	7070	RC11PYPB4	3071	RC12PYC	431	RC14YC	.040
1993			---	---	7405	RN14PMP	3405	RN14PMC	405	RN14YC	.035
1992			---	---	7405	RN14PMP	3405	RN14PMC	405	RN14YC	.040
1991-1989			---	---	7405	RN14PMP	3405	RN14PMC	405	RN14YC	.035
1988-1984			---	---	7405	RN14PMP	3405	RN14PMC	405	RN14YC	.035
1983-1981			---	---	7405	RN14PMP	3405	RN14PMC	405	RN14YC	.040
SILVER SPUR											
6.7L V8, 6748CC											



Year	Engine		CHAMPION Iridium		Double Platinum		Platinum Power		Copper Plus		Gap
	VIN	Notes	Stk #	Plug Type	Stk #	Plug Type	Stk #	Plug Type	Stk #	Plug Type	
ROLLS ROYCE (cont)											
SILVER SPUR (cont)											
6.7L V8, 6748CC (cont)											
1998-1994			9201	RC12WYPB4	7070	RC11PYPB4	3071	RC12PYC	431	RC14YC	.040
1993-1989			---	---	7405	RN14PMP	3405	RN14PMC	405	RN14YC	.035
1988-1984			---	---	7405	RN14PMP	3405	RN14PMC	405	RN14YC	.035
1983-1981			---	---	7405	RN14PMP	3405	RN14PMC	405	RN14YC	.040
SILVER WRAITH II											
6.7L V8, 6750CC											
1980-1977			---	---	---	---	---	---	404	RN12YC	.035
TOURING LIMOUSINE											
6.7L V8, 6748CC											
1994			9201	RC12WYPB4	7070	RC11PYPB4	3071	RC12PYC	431	RC14YC	.040
ROVER											
2000											
2.0L L4, 1978CC											
1971-1968			9804	RN8WYPB3	7415	RN9PYP	3415	RN9PYC	415	RN9YC	.024
3500											
3.5L V8, 3528CC											
1980			---	---	---	---	---	---	327	RL87YC	.024
3500S											
3.5L V8, 3528CC											
1971-1969			---	---	---	---	---	---	327	RL87YC	.024
SAAB											
9-2X											
2.0L H4, 1994CC											
2005			9013	RC10WMB3	7344	RC9PYP	3344	RC9PYC	344	RC9YC	.030
2.5L H4, 2458CC											
2006	EJ253	Nat. Asp.	9001	RC10WYPB4	7546	RC10PYPB4	3346	RC10PYC	346	RC10YC4	.044
	EJ255	Turbo	9006	REC10WYPB4	7975	REC10PYPB4	---	---	975	REC10YC4	.030
2005			9001	RC10WYPB4	7546	RC10PYPB4	3346	RC10PYC	346	RC10YC4	.044
9-3											
2.0L L4, 1985CC											
2011			9001	RC10WYPB4	---	---	3344	RC9PYC	344	RC9YC	.039
			---	---	7548³	KC10PYPB4	---	---	---	---	.040
2010-2000			9001	RC10WYPB4	7548³	KC10PYPB4	3344	RC9PYC	344	RC9YC	.039
1999			9800	RC7WYPB4	7340	RC7PYPB4	3340	RC7PYCB4	340	RC7YC	.039
			9001	RC10WYPB4	---	---	---	---	---	---	.039
2.3L L4, 2290CC											
2002-1999			---	---	7548³	KC10PYPB4	3344	RC9PYC	344	RC9YC	.039
2.8L V6, 2792CC											
2009-2006			9033	REC8WYPB4	7975	REC10PYPB4	---	---	975	REC10YC4	.040
9-3X											
2.0L L4, 1985CC											
2011-2010			9001	RC10WYPB4	7548³	KC10PYPB4	3344	RC9PYC	344	RC9YC	.039
9-4X											
2.8L V6, 2792CC											
2011			9033	REC8WYPB4	---	---	---	---	---	---	.040
3.0L V6, -CC											
2011			9299	RES8WYPB4	---	---	---	---	---	---	.043
9-5											
2.0L L4, 1998CC											
2011			9300	RES12WYPB4	7437	RES11PYP5	---	---	---	---	.036
2.3L L4, 2290CC											
2009-2006			9001	RC10WYPB4	7548³	KC10PYPB4	3344	RC9PYC	344	RC9YC	.039
2005-2004	B235E		9001	RC10WYPB4	7548³	KC10PYPB4	3344	RC9PYC	344	RC9YC	.039
	B235L		9001	RC10WYPB4	7548³	KC10PYPB4	3344	RC9PYC	344	RC9YC	.039

³Low-Ohm Design



Year	Engine	Notes	CHAMPION	Iridium		Double Platinum		Platinum Power		Copper Plus		Gap
	VIN		Stk #	Plug Type	Stk #	Plug Type	Stk #	Plug Type	Stk #	Plug Type		
SAAB (cont)												
9-5 (cont)												
2.3L L4, 2290CC (cont)												
2003-2000	B235R		9001	RC10WYPB4	7548 ³	KC10PYPB4	3344	RC9PYC	344	RC9YC	.039	
	B235E		9001	RC10WYPB4	7548 ³	KC10PYPB4	3344	RC9PYC	344	RC9YC	.039	
	B235R		9001	RC10WYPB4	7548 ³	KC10PYPB4	3344	RC9PYC	344	RC9YC	.039	
2.8L V6, 2792CC												
2011-2010			9033	REC8WYPB4	---	---	---	---	---	---	.040	
3.0L V6, 2961CC												
2003-1999			9800	RC7WYPB4	7340	RC7PYPB4	3340	RC7PYCB4	340	RC7YC	.039	
9-7X												
4.2L L6, -CC												
2009-2005			9901	RE10WYPB5	7437	RES11PYP5	3032	RE10PMC5	---	---	.044	
5.3L V8, -CC												
2009-2005			9405	RS12WMPB4	---	---	---	---	401	RS12YC	.040	
6.0L V8, -CC												
2009-2008			9405	RS12WMPB4	---	---	---	---	401	RS12YC	.040	
900												
2.0L L4, 1985CC												
1998-1997			9805 ³	KC8WYPB4	7340	RC7PYPB4	3340	RC7PYCB4	340	RC7YC	.040	
1996-1995			9805 ³	KC8WYPB4	7340	RC7PYPB4	3340	RC7PYCB4	340	RC7YC	.044	
1994	B202L~L		9805 ³	KC8WYPB4	---	---	---	---	340	RC7YC	.028	
	B202R~T		9805 ³	KC8WYPB4	---	---	---	---	340	RC7YC	.028	
	B204L~N		9805 ³	KC8WYPB4	---	---	---	---	340	RC7YC	.040	
1993	B202L~L		9805 ³	KC8WYPB4	---	---	---	---	340	RC7YC	.028	
	B202R~T		9805 ³	KC8WYPB4	---	---	---	---	340	RC7YC	.028	
1992			9805 ³	KC8WYPB4	---	---	---	---	340	RC7YC	.028	
1991	B202L		9805 ³	KC8WYPB4	---	---	---	---	340	RC7YC	.028	
1990-1989	B202I~D	Nat. Asp.	---	---	7348 ³	KC11PYP	---	---	946	QC12YC	.028	
	B202L~L	Turbo	9805 ³	KC8WYPB4	---	---	---	---	340	RC7YC	.028	
1988-1986	B201I~J	Nat. Asp.; Non-Resistor Version	---	---	---	---	---	---	300	N9YC	.028	
	B201I~J	Nat. Asp.	9804	RN8WYPB3	---	---	3415	RN9PYC	---	---	.028	
	B202I~D	Nat. Asp.	---	---	7348 ³	KC11PYP	---	---	946	QC12YC	.028	
	B202L~L	Turbo	9805 ³	KC8WYPB4	---	---	---	---	340	RC7YC	.028	
1985	B201I~J	Nat. Asp.	9804	RN8WYPB3	7415	RN9PYP	3415	RN9PYC	415	RN9YC	.028	
	B202L~L	Turbo	9805 ³	KC8WYPB4	---	---	---	---	340	RC7YC	.028	
1984-1979			9804	RN8WYPB3	7415	RN9PYP	3415	RN9PYC	415	RN9YC	.028	
2.1L L4, 2119CC												
1994-1991			---	---	7348 ³	KC11PYP	---	---	946	QC12YC	.028	
2.3L L4, 2290CC												
1998-1994			---	---	7348 ³	KC11PYP	---	---	946	QC12YC	.024	
2.5L V6, 2498CC												
1997-1995			9806	RC8WMPB4	7002	RC10PMPB4	3344	RC9PYC	354 ²	RC10DMC	.032	
1994			9806	RC8WMPB4	7002	RC10PMPB4	3344	RC9PYC	354 ²	RC10DMC	.040	
9000												
2.0L L4, 1985CC												
1990-1987	B202I~D	Nat. Asp.	---	---	7348 ³	KC11PYP	---	---	946	QC12YC	.028	
	B202L~L	Turbo	9805 ³	KC8WYPB4	---	---	---	---	340	RC7YC	.028	
1986			9805 ³	KC8WYPB4	---	---	---	---	340	RC7YC	.028	
2.3L L4, 2290CC												
1998-1995			9805 ³	KC8WYPB4	7340	RC7PYPB4	3340	RC7PYCB4	340	RC7YC	.039	
1994-1993	B234I~B	Nat. Asp.; Low-Ohm Plug Recommended	9805 ³	KC8WYPB4	---	---	3344	RC9PYC	344	RC9YC	.040	
	B234L~M	Turbo	9805 ³	KC8WYPB4	---	---	---	---	340	RC7YC	.040	
	B234R~R	Turbo	9805 ³	KC8WYPB4	---	---	---	---	340	RC7YC	.040	
1992-1991	B234I~B	Nat. Asp.; Low-Ohm Plug Recommended	9805 ³	KC8WYPB4	---	---	3344	RC9PYC	344	RC9YC	.040	
	B234L~M	Turbo	9805 ³	KC8WYPB4	---	---	---	---	340	RC7YC	.040	
1990			9805 ³	KC8WYPB4	7340	RC7PYPB4	3340	RC7PYCB4	340	RC7YC	.039	

²Multi-Ground Plug; ³Low-Ohm Design



Year	Engine VIN	Notes	Iridium		Double Platinum		Platinum Power		Copper Plus		Gap
			Stk #	Plug Type	Stk #	Plug Type	Stk #	Plug Type	Stk #	Plug Type	
SAAB (cont)											
9000											
3.0L V6, 2961CC											
1997-1995			9013	RC10WMB3	7002	RC10PMPB4	---	---	354 ²	RC10DMC	.032
95											
0.8L L3, 841CC											
1968			---	---	---	---	---	---	509	D9	.024
1967			---	---	---	---	---	---	506	D6	.024
1.5L V4, 1498CC											
1970-1968			---	---	7415	RN9PYP	3415	RN9PYC	302	N11YC	.028
1.7L V4, 1698CC											
1973-1971			---	---	7415	RN9PYP	3415	RN9PYC	302	N11YC	.028
96											
0.8L L3, 841CC											
1968-1967			---	---	---	---	---	---	509	D9	.024
1.5L V4, 1498CC											
1970-1969			---	---	7415	RN9PYP	3415	RN9PYC	300	N9YC	.028
1968			---	---	7415	RN9PYP	3415	RN9PYC	302	N11YC	.028
1.7L V4, 1698CC											
1973-1971			---	---	7322	RN14PYP	3322	RN14PMC3	302	N11YC	.028
99											
1.7L L4, 1709CC											
1971-1969			---	---	7322	RN14PYP	3322	RN14PMC3	302	N11YC	.028
1.9L L4, 1854CC											
1972-1971			---	---	7322	RN14PYP	3322	RN14PMC3	302	N11YC	.028
2.0L L4, 1985CC											
1980-1975			9804	RN8WYPB3	7332	RN10PYP4	3415	RN9PYC	415	RN9YC	.028
1974-1972			9804	RN8WYPB3	7332	RN10PYP4	3415	RN9PYC	300	N9YC	.028
MONTE CARLO											
0.8L L3, 841CC											
1967			---	---	---	---	---	---	506	D6	.024
1.5L V4, 1498CC											
1967			---	---	7415	RN9PYP	3415	RN9PYC	302	N11YC	.028
SHRIKE											
0.8L L3, 841CC											
1968			---	---	---	---	---	---	509	D9	.028
1967			---	---	---	---	---	---	506	D6	.028
SONETT											
0.8L L3, 841CC											
1967			---	---	---	---	---	---	509	D9	.024
1.5L V4, 1498CC											
1969-1968			---	---	7415	RN9PYP	3415	RN9PYC	302	N11YC	.028
1.7L V4, 1698CC											
1974-1970			---	---	7415	RN9PYP	3415	RN9PYC	302	N11YC	.028
SATURN											
ASTRA											
1.8L L4, 110 CID											
2009-2008			9002	RC10WMPB4	7002	RC10PMPB4	---	---	97	RC9MCC	.035
AURA											
2.4L L4, 145 CID											
2009-2007			9901	RE10WYPB5	7437	RES11PYP5	---	---	---	---	.044
3.5L V6, 213 CID											
2008-2007			9405	RS12WMPB4	7983	RS14PMPB5	3983	RS14PMCB5	407	RS14LC	.040
3.6L V6, 217 CID											
2009-2007			9901	RE10WYPB5	7437	RES11PYP5	---	---	---	---	.044
ION											
2.0L L4, 122 CID											
2007-2004			9802	RC8WYPB4	7545	RC8PYPB4	---	---	---	---	.040

²Multi-Ground Plug



Year	Engine	Notes	CHAMPION	Iridium		Double Platinum		Platinum Power		Copper Plus		Gap
	VIN		Stk #	Plug Type	Stk #	Plug Type	Stk #	Plug Type	Stk #	Plug Type		
SATURN (cont)												
ION												
2.2L L4, 134 CID												
2007-2006			9901	RE10WYPB5	7437	RES11PYP5	---	---	---	---	---	.044
2005-2003			---	---	7981	RE14PYPB4	---	---	---	---	---	.044
2.4L L4, 145 CID												
2007-2006			9901	RE10WYPB5	7437	RES11PYP5	---	---	---	---	---	.044
L100												
2.2L L4, 134 CID												
2002-2001			---	---	7981	RE14PYPB4	---	---	---	---	---	.044
L200												
2.2L L4, 134 CID												
2003-2001			---	---	7981	RE14PYPB4	---	---	---	---	---	.044
L300												
2.2L L4, 134 CID												
2004			---	---	7981	RE14PYPB4	---	---	---	---	---	.044
3.0L V6, 181 CID												
2005-2001			9201	RC12WYPB4	7071	RC12PYP	3071	RC12PYC	71	RC12YC		.040
LS												
2.2L L4, 134 CID												
2000			---	---	7981	RE14PYPB4	---	---	---	---	---	.044
LS1												
2.2L L4, 134 CID												
2000			---	---	7981	RE14PYPB4	---	---	---	---	---	.044
LS2												
3.0L V6, 181 CID												
2000			9201	RC12WYPB4	7071	RC12PYP	3071	RC12PYC	71	RC12YC		.040
LW1												
2.2L L4, 134 CID												
2000			---	---	7981	RE14PYPB4	---	---	---	---	---	.044
LW2												
3.0L V6, 181 CID												
2000			9201	RC12WYPB4	7071	RC12PYP	3071	RC12PYC	71	RC12YC		.040
LW200												
2.2L L4, 134 CID												
2003-2001			---	---	7981	RE14PYPB4	---	---	---	---	---	.044
LW300												
3.0L V6, 181 CID												
2003-2001			9201	RC12WYPB4	7071	RC12PYP	3071	RC12PYC	71	RC12YC		.040
OUTLOOK												
3.6L V6, 217 CID												
2010			9299	RES8WYPB4	---	---	---	---	---	---	---	.043
2009-2007			9901	RE10WYPB5	7437	RES11PYP5	---	---	---	---	---	.044
RELAY												
3.5L V6, 213 CID												
2006-2005			9405	RS12WMPB4	7983	RS14PMPB5	3983	RS14PMCB5	13	RS14YC6		.040
3.9L V6, 237 CID												
2007-2006			9405	RS12WMPB4	7983	RS14PMPB5	3983	RS14PMCB5	---	---	---	.040
SC												
1.9L L4, 116 CID												
1992-1991			9201	RC12WYPB4	7071	RC12PYP	3071	RC12PYC	71	RC12YC		.040
SC1												
1.9L L4, 116 CID												
2002-1993			9201	RC12WYPB4	7071	RC12PYP	3071	RC12PYC	431	RC14YC		.040
SC2												
1.9L L4, 116 CID												
2002-1993			9201	RC12WYPB4	7071	RC12PYP	3071	RC12PYC	71	RC12YC		.040



Year	Engine VIN	Notes	CHAMPION Iridium		Double Platinum		Platinum Power		Copper Plus		Gap
			Stk #	Plug Type	Stk #	Plug Type	Stk #	Plug Type	Stk #	Plug Type	
SATURN (cont)											
SKY											
2.0L L4, 122 CID											
2010-2007			9300	RES12WYPB4	---	---	---	---	---	---	.035
2.4L L4, 145 CID											
2010-2007			9901	RE10WYPB5	7437	RES11PYP5	---	---	---	---	.044
SL											
1.9L L4, 116 CID											
2002-1991			9201	RC12WYPB4	7071	RC12PYP	3071	RC12PYC	431	RC14YC	.040
SL1											
1.9L L4, 116 CID											
2002-1991			9201	RC12WYPB4	7071	RC12PYP	3071	RC12PYC	431	RC14YC	.040
SL2											
1.9L L4, 116 CID											
2002-1991			9201	RC12WYPB4	7071	RC12PYP	3071	RC12PYC	71	RC12YC	.040
SW1											
1.9L L4, 116 CID											
1999-1993			9201	RC12WYPB4	7071	RC12PYP	3071	RC12PYC	431	RC14YC	.040
SW2											
1.9L L4, 116 CID											
2001-1993			9201	RC12WYPB4	7071	RC12PYP	3071	RC12PYC	71	RC12YC	.040
VUE											
2.2L L4, 134 CID											
2007			9901	RE10WYPB5	7437	RES11PYP5	---	---	---	---	.044
2006-2002			---	---	7981	RE14PYPB4	---	---	---	---	.044
2.4L L4, 145 CID											
2010-2007			9901	RE10WYPB5	7437	RES11PYP5	---	---	---	---	.044
3.0L V6, 181 CID											
2003-2002			9201	RC12WYPB4	7071	RC12PYP	3071	RC12PYC	71	RC12YC	.040
3.5L V6, 213 CID											
2010-2008			9405	RS12WMPB4	7983	RS14PMPB5	3983	RS14PMCB5	407	RS14LC	.040
3.5L V6, 3471cc											
2007-2006			9412	REA9WYPB4	---	---	---	---	---	---	.044
3.5L V6, 3474cc											
2005-2004			9412	REA9WYPB4	---	---	---	---	---	---	.044
3.5L V6, 3475cc											
2004			9412	REA9WYPB4	---	---	---	---	---	---	.044
3.6L V6, 217 CID											
2010			9299	RES8WYPB4	---	---	---	---	---	---	.044
2009-2008			9901	RE10WYPB5	7437	RES11PYP5	---	---	---	---	.044
SCION											
IQ											
1.3L L4, 1329CC											
2015-2014			9035	REA11WMPB4	---	---	---	---	---	---	.044
2013-2012			9412	REA9WYPB4	---	---	---	---	---	---	.040
TC											
2.4L L4, 2362CC											
2010			9806	RC8WMPB4	7002	RC10PMPB4	3344	RC9PYC	97	RC9MCC	.044
2.4L L4, 2398CC											
2009-2005			9806	RC8WMPB4	7002	RC10PMPB4	3344	RC9PYC	97	RC9MCC	.044
2.5L L4, 2494CC											
2015-2011			9775	REC10WMPB4	7975	REC10PYPB4	---	---	446	REC12MCC4	.044
XA											
1.5L L4, 1497CC											
2006-2004			9202	RC12WMPB4	7070	RC11PYPB4	3318	RC12PMC4	347	RC10MCC	.044
XB											
1.5L L4, 1497CC											



Year	Engine	Notes	CHAMPION Iridium		Double Platinum		Platinum Power		Copper Plus		Gap
	VIN		Stk #	Plug Type	Stk #	Plug Type	Stk #	Plug Type	Stk #	Plug Type	
SCION (cont)											
XB (cont)											
1.5L L4, 1497CC (cont)											
2006-2004			9202	RC12WMPB4	7070	RC11PYPB4	3318	RC12PMC4	347	RC10MCC	.044
2.4L L4, 2362CC											
2014-2013			9002	RC10WMPB4	7070	RC11PYPB4	3318	RC12PMC4	347	RC10MCC	.044
2012-2008			9806	RC8WMPB4	7002	RC10PMPB4	3344	RC9PYC	97	RC9MCC	.044
XD											
1.8L L4, 1798CC											
2014-2008			9412	REA9WYPB4	---	---	---	---	991	REA8MCX	.044
SHELBY											
COBRA											
7.0L V8, 6997CC											
1967			---	---	---	---	---	---	409	RF9YC	.036
SKODA											
OCTAVIA											
1.2L L4, 1221CC											
1967			---	---	---	---	---	---	896	L90C	.030
SMART											
FORTWO											
1.0L L3, 1000CC											
2015-2008			9409	RER8WMB	---	---	---	---	445	RER8MC	.036
SRT											
VIPER											
8.4L V10, 8448CC											
2014-2013			---	---	7032	RE10PMPB5	3032	RE10PMC5	---	---	.050
STERLING											
825											
2.5L V6, 2494CC											
1988-1987			9201	RC12WYPB4	7070	RC11PYPB4	3071	RC12PYC	71	RC12YC	.044
827											
2.7L V6, 2675CC											
1991-1989			9201	RC12WYPB4	7070	RC11PYPB4	3071	RC12PYC	71	RC12YC	.044
SUBARU											
1400											
1.4L H4, 1361CC											
1974-1973			9804	RN8WYPB3	7415	RN9PYP	3415	RN9PYC	415	RN9YC	.032
360											
0.4L L2, 358CC											
1970-1968			---	---	---	---	---	---	312	L87YC	.024
B9 TRIBECA											
3.0L H6, 3000CC											
2007-2006			9006	REC10WYPB4	7975	REC10PYPB4	---	---	975	REC10YC4	.044
BAJA											
2.5L H4, 2458CC											
2006-2005		Nat. Asp.	9001	RC10WYPB4	7546	RC10PYPB4	3346	RC10PYC	346	RC10YC4	.044
		Turbo	9030	REC8WYPB3	---	---	---	---	---	---	.032
2004		Nat. Asp.	9001	RC10WYPB4	7546	RC10PYPB4	3346	RC10PYC	346	RC10YC4	.044
		Turbo	9030	REC8WYPB3	---	---	---	---	---	---	.032
2003			9001	RC10WYPB4	7546	RC10PYPB4	3346	RC10PYC	346	RC10YC4	.044
BRAT											
1.6L H4, 1595CC											
1980-1978			---	---	---	---	---	---	322	RN11YC4	.032



Year	Engine VIN	Notes	Iridium		Double Platinum		Platinum Power		Copper Plus		Gap
			Stk #	Plug Type	Stk #	Plug Type	Stk #	Plug Type	Stk #	Plug Type	
SUBARU (cont)											
BRAT											
1.8L H4, 1781CC											
1987-1981			9007	RN10WYPB5	7332	RN10PYP4	---	---	322	RN11YC4	.044
1980			---	---	---	---	---	---	322	RN11YC4	.032
DELUXE											
1.3L H4, 1267CC											
1972			9804	RN8WYPB3	7415	RN9PYP	3415	RN9PYC	415	RN9YC	.032
1.4L H4, 1361CC											
1973			9804	RN8WYPB3	7415	RN9PYP	3415	RN9PYC	415	RN9YC	.032
DL											
1.4L H4, 1361CC											
1976-1973			9804	RN8WYPB3	7415	RN9PYP	3415	RN9PYC	415	RN9YC	.032
1.6L H4, 1595CC											
1984-1981			9007	RN10WYPB5	7332	RN10PYP4	---	---	322	RN11YC4	.044
1980-1976			---	---	---	---	---	---	322	RN11YC4	.032
1.8L H4, 1781CC											
1989-1981			9007	RN10WYPB5	7332	RN10PYP4	---	---	322	RN11YC4	.044
1980			---	---	---	---	---	---	322	RN11YC4	.032
FE											
1.6L H4, 1595CC											
1979			---	---	---	---	---	---	322	RN11YC4	.032
FORESTER											
2.5L H4, 2458CC											
2010-2009		Nat. Asp.	9003	RC10WYPB4	7546	RC10PYPB4	3346	RC10PYC	71	RC12YC	.044
		Turbo	9030	REC8WYPB3	---	---	---	---	---	---	.032
2008-2005		Nat. Asp.	9003	RC10WYPB4	7546	RC10PYPB4	3346	RC10PYC	346	RC10YC4	.044
		Turbo	9030	REC8WYPB3	---	---	---	---	---	---	.032
2004		Nat. Asp.	9003	RC10WYPB4	7546	RC10PYPB4	3346	RC10PYC	346	RC10YC4	.044
		Turbo	9030	REC8WYPB3	---	---	---	---	---	---	.032
2003-1998			9001	RC10WYPB4	7546	RC10PYPB4	3346	RC10PYC	346	RC10YC4	.044
2.5L H4, 2498CC											
2014-2011		Nat. Asp.	9035	REA11WMPB4	---	---	---	---	---	---	.044
GF											
1.4L H4, 1361CC											
1976-1975			9804	RN8WYPB3	7415	RN9PYP	3415	RN9PYC	415	RN9YC	.032
1.6L H4, 1595CC											
1979-1976			---	---	---	---	---	---	322	RN11YC4	.032
GL											
1.3L H4, 1267CC											
1972			9804	RN8WYPB3	7415	RN9PYP	3415	RN9PYC	415	RN9YC	.032
1.4L H4, 1361CC											
1975-1973			9804	RN8WYPB3	7415	RN9PYP	3415	RN9PYC	415	RN9YC	.032
1.6L H4, 1595CC											
1987-1986			9007	RN10WYPB5	7332	RN10PYP4	---	---	322	RN11YC4	.044
1980-1979			---	---	---	---	---	---	322	RN11YC4	.032
1.8L H4, 1781CC											
1989-1981			9007	RN10WYPB5	7332	RN10PYP4	---	---	322	RN11YC4	.044
1980			---	---	---	---	---	---	322	RN11YC4	.032
GL-10											
1.8L H4, 1781CC											
1989-1985			9007	RN10WYPB5	7332	RN10PYP4	---	---	322	RN11YC4	.044
GLF											
1.6L H4, 1595CC											
1980			---	---	---	---	---	---	322	RN11YC4	.032
1.8L H4, 1781CC											
1982-1981			9007	RN10WYPB5	7332	RN10PYP4	---	---	322	RN11YC4	.044
1980			---	---	---	---	---	---	322	RN11YC4	.032



Year	Engine	Notes	CHAMPION	Iridium	Double Platinum		Platinum Power		Copper Plus		Gap
	VIN		Stk #	Plug Type	Stk #	Plug Type	Stk #	Plug Type	Stk #	Plug Type	
SUBARU (cont)											
IMPREZA											
1.8L H4, 1781CC											
1997-1993			9802	RC8WYPB4	7345 ⁸	RC8PYP4	3344	RC9PYC	345	RC8YC4	.044
2.0L H4, 1994CC											
2005-2002			9001	RC10WYPB4	7546	RC10PYPB4	3346	RC10PYC	346	RC10YC4	.040
2.0L H4, 1995CC											
2014-2012		Nat. Asp.	9035	REA11WMPB4	---	---	---	---	---	---	.044
2.2L H4, 2212CC											
2001-1995			9001	RC10WYPB4	7546	RC10PYPB4	3346	RC10PYC	346	RC10YC4	.044
2.5L H4, 2458CC											
2014-2012			9030	REC8WYPB3	---	---	---	---	---	---	.032
2011		Nat. Asp.	9003	RC10WYPB4	7546	RC10PYPB4	3346	RC10PYC	71	RC12YC	.044
		Turbo	9030	REC8WYPB3	---	---	---	---	---	---	.032
2010-2008		Nat. Asp.	9003	RC10WYPB4	7546	RC10PYPB4	3346	RC10PYC	71	RC12YC	.032
		Turbo	9030	REC8WYPB3	---	---	---	---	---	---	.032
2007		Nat. Asp.	9003	RC10WYPB4	7546	RC10PYPB4	3346	RC10PYC	71	RC12YC	.044
		Turbo	9001	RC10WYPB4	7546	RC10PYPB4	3346	RC10PYC	975	REC10YC4	.032
2006		Nat. Asp.	9003	RC10WYPB4	7546	RC10PYPB4	3346	RC10PYC	71	RC12YC	.044
		Turbo	9030	REC8WYPB3	7975	REC10PYPB4	---	---	975	REC10YC4	.032
2005		Nat. Asp.	9003	RC10WYPB4	7546	RC10PYPB4	3346	RC10PYC	71	RC12YC	.044
		Turbo	9030	REC8WYPB3	---	---	---	---	---	---	.032
2004		Nat. Asp.	9001	RC10WYPB4	7546	RC10PYPB4	3346	RC10PYC	346	RC10YC4	.044
		Turbo	9030	REC8WYPB3	---	---	---	---	---	---	.032
2003-1999			9001	RC10WYPB4	7546	RC10PYPB4	3346	RC10PYC	346	RC10YC4	.044
1998			9001	RC10WYPB4	7546	RC10PYPB4	3346	RC10PYC	346	RC10YC4	.044
JUSTY											
1.2L L3, 1189CC											
1995-1987			9804	RN8WYPB3	7415	RN9PYP	3415	RN9PYC	415	RN9YC	.044
LEGACY											
2.2L H4, 2212CC											
1999-1995			9001	RC10WYPB4	7546	RC10PYPB4	3346	RC10PYC	346	RC10YC4	.044
1994-1991		Nat. Asp.	9001	RC10WYPB4	7546	RC10PYPB4	3346	RC10PYC	346	RC10YC4	.044
		Turbo	9802	RC8WYPB4	7345 ⁸	RC8PYP4	3344	RC9PYC	345	RC8YC4	.044
1990			9001	RC10WYPB4	7546	RC10PYPB4	3346	RC10PYC	346	RC10YC4	.044
2.5L H4, 2458CC											
2012-2010		Nat. Asp.	9001	RC10WYPB4	7546	RC10PYPB4	3346	RC10PYC	346	RC10YC4	.044
		Turbo	9006	REC10WYPB4	7975	REC10PYPB4	---	---	975	REC10YC4	.032
2009-2008		Nat. Asp.	9003	RC10WYPB4	7546	RC10PYPB4	3346	RC10PYC	71	RC12YC	.044
		Turbo	9006	REC10WYPB4	7975	REC10PYPB4	---	---	975	REC10YC4	.032
2007		Nat. Asp.	9003	RC10WYPB4	7546	RC10PYPB4	3346	RC10PYC	71	RC12YC	.044
		Turbo	9006	REC10WYPB4	7975	REC10PYPB4	---	---	975	REC10YC4	.032
2006-2005		Nat. Asp.	9003	RC10WYPB4	7546	RC10PYPB4	3346	RC10PYC	71	RC12YC	.044
		Turbo	9006	REC10WYPB4	7975	REC10PYPB4	---	---	975	REC10YC4	.032
2004-2000			9001	RC10WYPB4	7546	RC10PYPB4	3346	RC10PYC	346	RC10YC4	.044
1999-1996			9001	RC10WYPB4	7546	RC10PYPB4	3346	RC10PYC	346	RC10YC4	.044
2.5L H4, 2498CC											
2014-2013		Nat. Asp.	9035	REA11WMPB4	---	---	---	---	---	---	.044
3.0L H6, 3000CC											
2009-2008			9006	REC10WYPB4	7975	REC10PYPB4	---	---	975	REC10YC4	.044
3.6L H6, 3630CC											
2014-2010			9006	REC10WYPB4	7975	REC10PYPB4	---	---	975	REC10YC4	.044
LOYALE											
1.8L H4, 1781CC											
1994-1990			9007	RN10WYPB5	7332	RN10PYP4	---	---	322	RN11YC4	.044
OUTBACK											
2.5L H4, 2458CC											
2012-2010			9001	RC10WYPB4	7546	RC10PYPB4	3346	RC10PYC	346	RC10YC4	.044
2009-2008		Nat. Asp.	9003	RC10WYPB4	7546	RC10PYPB4	3346	RC10PYC	71	RC12YC	.044
		Turbo	9006	REC10WYPB4	7975	REC10PYPB4	---	---	975	REC10YC4	.032
2007		Nat. Asp.	9003	RC10WYPB4	7546	RC10PYPB4	3346	RC10PYC	71	RC12YC	.044

⁸Standard Center Electrode



Year	Engine VIN	Notes	CHAMPION Iridium		Double Platinum		Platinum Power		Copper Plus		Gap
			Stk #	Plug Type	Stk #	Plug Type	Stk #	Plug Type	Stk #	Plug Type	
SUBARU (cont)											
OUTBACK (cont)											
2.5L H4, 2458CC (cont)											
		Turbo	9006	REC10WYPB4	7975	REC10PYPB4	---	---	975	REC10YC4	.032
2006-2005		Nat. Asp.	9003	RC10WYPB4	7546	RC10PYPB4	3346	RC10PYC	71	RC12YC	.044
		Turbo	9006	REC10WYPB4	7975	REC10PYPB4	---	---	975	REC10YC4	.032
2004-2000			9001	RC10WYPB4	7546	RC10PYPB4	3346	RC10PYC	346	RC10YC4	.044
2.5L H4, 2498CC											
2014-2013			9035	REA11WMPB4	---	---	---	---	---	---	.044
3.0L H6, 3000CC											
2009-2005			9006	REC10WYPB4	7975	REC10PYPB4	---	---	975	REC10YC4	.044
2004-2003			9033	REC8WYPB4	---	---	---	---	---	---	.044
2002			9006	REC10WYPB4	7975	REC10PYPB4	---	---	975	REC10YC4	.044
2001			9006	REC10WYPB4	7975	REC10PYPB4	---	---	975	REC10YC4	.044
3.6L H6, 3630CC											
2014-2010			9006	REC10WYPB4	7975	REC10PYPB4	---	---	975	REC10YC4	.044
RX											
1.8L H4, 1781CC											
1989-1986			9007	RN10WYPB5	7332	RN10PYP4	---	---	322	RN11YC4	.044
STANDARD											
1.4L H4, 1361CC											
1976			9804	RN8WYPB3	7415	RN9PYP	3415	RN9PYC	415	RN9YC	.032
1.6L H4, 1595CC											
1987-1981			9007	RN10WYPB5	7332	RN10PYP4	---	---	322	RN11YC4	.044
1980-1977			---	---	---	---	---	---	322	RN11YC4	.032
1.8L H4, 1781CC											
1987			9007	RN10WYPB5	7332	RN10PYP4	---	---	322	RN11YC4	.044
1982-1981			9007	RN10WYPB5	7332	RN10PYP4	---	---	322	RN11YC4	.044
STAR											
1.1L H4, 1088CC											
1971-1970			---	---	---	---	---	---	322	RN11YC4	.032
1.3L H4, 1267CC											
1972-1970			9804	RN8WYPB3	7415	RN9PYP	3415	RN9PYC	415	RN9YC	.032
SVX											
3.3L H6, 3318CC											
1997-1992			9001	RC10WYPB4	7546	RC10PYPB4	3346	RC10PYC	346	RC10YC4	.044
TRIBECA											
3.6L H6, 3630CC											
2014-2010			9033	REC8WYPB4	---	---	---	---	---	---	.044
2009-2008			9006	REC10WYPB4	7975	REC10PYPB4	---	---	975	REC10YC4	.044
XT											
1.8L H4, 1781CC											
1991-1985			9007	RN10WYPB5	7332	RN10PYP4	---	---	322	RN11YC4	.044
2.7L H6, 2672CC											
1991-1988			9007	RN10WYPB5	7332	RN10PYP4	---	---	322	RN11YC4	.044
XV CROSSTREK											
2.0L H4, 1995CC											
2015-2014		GAS	9035	REA11WMPB4	---	---	---	---	---	---	.044
2013			9035	REA11WMPB4	---	---	---	---	---	---	.044
SUNBEAM											
ALPINE											
1.7L L4, 1725CC											
1967			---	---	---	---	---	---	300	N9YC	.025
TIGER											
4.3L V8, 4261CC											
1967		FORD ENGINE	---	---	---	---	---	---	22	RF11YC	.035
			---	---	7405	RN14PMP	3405	RN14PMC	404	RN12YC	.024



Year	Engine	Notes	Iridium		Double Platinum		Platinum Power		Copper Plus		Gap
	VIN		Stk #	Plug Type	Stk #	Plug Type	Stk #	Plug Type	Stk #	Plug Type	
SUZUKI											
AERIO											
2.0L L4, 2000CC											
2003-2002			9201	RC12WYPB4	7071	RC12PYP	3071	RC12PYC	71	RC12YC	.044
2.3L L4, 2290CC											
2007-2004			9201	RC12WYPB4	7071	RC12PYP	3071	RC12PYC	71	RC12YC	.044
EQUATOR											
2.5L L4, 2500CC											
2012-2009			9006	REC10WYPB4	7975	REC10PYPB4	---	---	975	REC10YC4	.044
4.0L V6, 3954CC											
2012-2009			9006	REC10WYPB4	7975	REC10PYPB4	---	---	975	REC10YC4	.044
ESTEEM											
1.6L L4, 1590CC											
2001			9201	RC12WYPB4	7071	RC12PYP	3071	RC12PYC	71	RC12YC	.044
2000-1995			9201	RC12WYPB4	7071	RC12PYP	3071	RC12PYC	71	RC12YC	.032
1.8L L4, 1790CC											
2002-2001			9201	RC12WYPB4	7071	RC12PYP	3071	RC12PYC	71	RC12YC	.044
2000-1999			9201	RC12WYPB4	7071	RC12PYP	3071	RC12PYC	71	RC12YC	.032
FORENZA											
2.0L L4, 2000CC											
2008-2004			9001	RC10WYPB4	7546	RC10PYPB4	3346	RC10PYC	346	RC10YC4	.044
FORSA											
1.0L L3, 993CC											
1988-1987		Nat. Asp.	9804	RN8WYPB3	7415	RN9PYP	3415	RN9PYC	415	RN9YC	.032
		Turbo	9804	RN8WYPB3	7415	RN9PYP	3415	RN9PYC	415	RN9YC	.040
1986-1985			9804	RN8WYPB3	7415	RN9PYP	3415	RN9PYC	415	RN9YC	.032
GRAND VITARA											
2.4L L4, 2393CC											
2013-2009			9006	REC10WYPB4	7975	REC10PYPB4	---	---	975	REC10YC4	.044
2.5L V6, 2500CC											
2005-2001			9201	RC12WYPB4	7071	RC12PYP	3071	RC12PYC	71	RC12YC	.044
2000-1999			9201	RC12WYPB4	7071	RC12PYP	3071	RC12PYC	71	RC12YC	.044
2.7L V6, 2737CC											
2008-2006			9001	RC10WYPB4	7546	RC10PYPB4	3346	RC10PYC	346	RC10YC4	.044
2001			9201	RC12WYPB4	7071	RC12PYP	3071	RC12PYC	71	RC12YC	.044
3.2L V6, 3195CC											
2010-2009			9901	RE10WYPB5	7437	RES11PYP5	---	---	---	---	.044
KIZASHI											
2.4L L4, 2388CC											
2013-2010			9006	REC10WYPB4	7975	REC10PYPB4	---	---	975	REC10YC4	.044
LJ81											
1.0L L3, 993CC											
1981			9804	RN8WYPB3	7415	RN9PYP	3415	RN9PYC	415	RN9YC	.032
RENO											
2.0L L4, 1998CC											
2008-2005			9001	RC10WYPB4	7546	RC10PYPB4	3346	RC10PYC	346	RC10YC4	.044
SA310											
1.0L L3, 993CC											
1985			9804	RN8WYPB3	7415	RN9PYP	3415	RN9PYC	415	RN9YC	.032
SAMURAI											
1.3L L4, 1298CC											
1995-1990			---	---	7322	RN14PYP	3322	RN14PMC3	322	RN11YC4	.032
1.3L L4, 1325CC											
1989-1985			---	---	7322	RN14PYP	3322	RN14PMC3	322	RN11YC4	.032
SIDEKICK											
1.3L L4, 1325CC											
1989			9007	RN10WYPB5	7332	RN10PYP4	3322	RN14PMC3	322	RN11YC4	.044



Year	Engine VIN	Notes	Iridium		Double Platinum		Platinum Power		Copper Plus		Gap
			Stk #	Plug Type	Stk #	Plug Type	Stk #	Plug Type	Stk #	Plug Type	
SUZUKI (cont)											
SIDEKICK											
1.6L L4, 1590CC											
1998-1996			9201	RC12WYPB4	7071	RC12PYP	3071	RC12PYC	71	RC12YC	.032
1995-1993	G16KC	8 Valve	---	---	7322	RN14PYP	3322	RN14PMC3	322	RN11YC4	.032
	G16KV	16 Valve	9201	RC12WYPB4	7071	RC12PYP	3071	RC12PYC	71	RC12YC	.032
1992-1989			---	---	7322	RN14PYP	3322	RN14PMC3	322	RN11YC4	.032
1.8L L4, 1840CC											
1998-1996			9201	RC12WYPB4	7071	RC12PYP	3071	RC12PYC	71	RC12YC	.032
SJ410											
1.0L L3, 993CC											
1982-1980			9804	RN8WYPB3	7415	RN9PYP	3415	RN9PYC	415	RN9YC	.032
SJ413											
1.3L L4, 1298CC											
1985			---	---	7322	RN14PYP	3322	RN14PMC3	322	RN11YC4	.032
SWIFT											
1.0L L3, 993CC											
1994-1992			9804	RN8WYPB3	7415	RN9PYP	3415	RN9PYC	415	RN9YC	.032
1.3L L4, 1298CC											
2001-1998			9201	RC12WYPB4	7071	RC12PYP	3071	RC12PYC	71	RC12YC	.044
1997-1995			9007	RN10WYPB5	7332	RN10PYP4	3322	RN14PMC3	322	RN11YC4	.044
1994-1989			---	---	7322	RN14PYP	3322	RN14PMC3	322	RN11YC4	.032
1.6L L4, 1590CC											
1993-1992			9201	RC12WYPB4	7071	RC12PYP	3071	RC12PYC	71	RC12YC	.032
SWIFT+											
1.6L L4, 1598CC											
2009			9002	RC10WMPB4	7546	RC10PYPB4	3344	RC9PYC	434	RC9MC4	.044
2008-2004			9001	RC10WYPB4	7546	RC10PYPB4	3346	RC10PYC	346	RC10YC4	.044
SX4											
2.0L L4, 1995CC											
2013-2010			9201	RC12WYPB4	7071	RC12PYP	3071	RC12PYC	71	RC12YC	.044
2009-2007			9003	RC10WYPB4	7546	RC10PYPB4	3346	RC10PYC	---	---	.044
SX4 CROSSOVER											
2.0L L4, 1995CC											
2012			9201	RC12WYPB4	7071	RC12PYP	3071	RC12PYC	71	RC12YC	.044
VERONA											
2.5L L6, 2492CC											
2006-2005			9201	RC12WYPB4	7071	RC12PYP	3071	RC12PYC	71	RC12YC	.044
2004			9201	RC12WYPB4	7071	RC12PYP	3071	RC12PYC	71	RC12YC	.044
VITARA											
1.6L L4, 1590CC											
2002-2001			9201	RC12WYPB4	7071	RC12PYP	3071	RC12PYC	71	RC12YC	.044
2000-1999			9201	RC12WYPB4	7071	RC12PYP	3071	RC12PYC	71	RC12YC	.044
2.0L L4, 2000CC											
2003-2001			9201	RC12WYPB4	7071	RC12PYP	3071	RC12PYC	71	RC12YC	.044
2000-1999			9201	RC12WYPB4	7071	RC12PYP	3071	RC12PYC	71	RC12YC	.044
2.5L V6, 2500CC											
2004			9201	RC12WYPB4	7071	RC12PYP	3071	RC12PYC	71	RC12YC	.044
X-90											
1.6L L4, 1590CC											
1998-1996			9201	RC12WYPB4	7071	RC12PYP	3071	RC12PYC	71	RC12YC	.032
XL-7											
2.7L V6, 2700CC											
2004-2002			9201	RC12WYPB4	7071	RC12PYP	3071	RC12PYC	71	RC12YC	.044
2.7L V6, 2737CC											
2006-2005			9001	RC10WYPB4	7546	RC10PYPB4	3346	RC10PYC	346	RC10YC4	.044
3.6L V6, 3564CC											
2009-2007			9901	RE10WYPB5	7437	RES11PYP5	---	---	---	---	.044



Year	Engine	Notes	Iridium		Double Platinum		Platinum Power		Copper Plus		Gap
	VIN		Stk #	Plug Type	Stk #	Plug Type	Stk #	Plug Type	Stk #	Plug Type	
TOYOTA											
2000GT											
2.0L L6, 1988CC											
1968-1967			9007	RN10WYPB5	7332	RN10PYP4	---	---	322	RN11YC4	.044
4RUNNER											
2.4L L4, 2366CC											
1995-1989			---	---	7405	RN14PMP	3405	RN14PMC	308	RN12MC4	.032
1988-1985		Nat. Asp.	---	---	7405	RN14PMP	3405	RN14PMC	308	RN12MC4	.032
		Turbo	---	---	---	---	---	---	322	RN11YC4	.032
1984			---	---	7405	RN14PMP	3405	RN14PMC	308	RN12MC4	.032
2.7L L4, 2694CC											
2010			9775	REC10WMPB4	7975	REC10PYPB4	---	---	975	REC10YC4	.044
2000-1996			9202	RC12WMPB4	7318	RC12PMPB4	3318	RC12PMC4	318	RC12MC4	.032
3.0L V6, 2959CC											
1995-1988			9201	RC12WYPB4	7071	RC12PYP	3071	RC12PYC	71	RC12YC	.032
3.4L V6, 3378CC											
2002-1996			9201	RC12WYPB4	7071	RC12PYP	3071	RC12PYC	71	RC12YC	.044
4.0L V6, 3956CC											
2015-2014			9055	REC12WMPB5	---	---	---	---	446	REC12MCC4	.044
2013-2010			9775	REC10WMPB4	7975	REC10PYPB4	---	---	975	REC10YC4	.044
2009-2003			9775	REC10WMPB4	7975	REC10PYPB4	---	---	975	REC10YC4	.044
4.7L V8, 4663CC											
2009-2003			9002	RC10WMPB4	7002	RC10PMPB4	3346	RC10PYC	347	RC10MCC	.044
AVALON											
2.5L L4, 2494CC											
2015-2013			9010	REC10WMPB	---	---	---	---	446	REC12MCC4	.032
3.0L V6, 2995CC											
2004-2000			9806	RC8WMPB4	7002	RC10PMPB4	3346	RC10PYC	347	RC10MCC	.044
1999			9806	RC8WMPB4	7002	RC10PMPB4	3346	RC10PYC	347	RC10MCC	.044
1998			9806	RC8WMPB4	7002	RC10PMPB4	3071	RC12PYC	347	RC10MCC	.044
1997-1995			9806	RC8WMPB4	7002	RC10PMPB4	3346	RC10PYC	347	RC10MCC	.044
3.5L V6, 3456CC											
2015-2005			9044	REC8WMPB4	7975	REC10PYPB4	---	---	975	REC10YC4	.044
CAMRY											
1.8L L4, 1839CC											
1986-1984		DIESEL	---	---	---	---	---	---	148 ¹	CH95	
2.0L L4, 1974CC											
1986		DIESEL	---	---	---	---	---	---	148 ¹	CH95	
2.0L L4, 1995CC											
1986-1983			9007	RN10WYPB5	7332	RN10PYP4	---	---	322	RN11YC4	.044
2.0L L4, 1998CC											
1991-1987			9201	RC12WYPB4	7071	RC12PYP	3071	RC12PYC	71	RC12YC	.044
2.2L L4, 2164CC											
2001-1996			9202	RC12WMPB4	7318	RC12PMPB4	3318	RC12PMC4	318	RC12MC4	.044
1995-1992			9201	RC12WYPB4	7071	RC12PYP	3071	RC12PYC	71	RC12YC	.044
2.4L L4, 2362CC											
2011-2004			9806	RC8WMPB4	7545	RC8PYPB4	3344	RC9PYC	345	RC8YC4	.040
2003-2002			9806	RC8WMPB4	7546	RC10PYPB4	3346	RC10PYC	346	RC10YC4	.040
2.5L L4, 2494CC											
2015-2012		ELECTRIC/GAS	9010	REC10WMPB	---	---	---	---	446	REC12MCC4	.032
		GAS	9775	REC10WMPB4	7975	REC10PYPB4	---	---	446	REC12MCC4	.044
2011-2010			9775	REC10WMPB4	7975	REC10PYPB4	---	---	446	REC12MCC4	.044
2.5L V6, 2508CC											
1991-1988			9002	RC10WMPB4	7002	RC10PMPB4	3344	RC9PYC	347	RC10MCC	.044
3.0L V6, 2959CC											
1993-1992			9201	RC12WYPB4	7071	RC12PYP	3071	RC12PYC	71	RC12YC	.044
3.0L V6, 2995CC											
2006-2002			9806	RC8WMPB4	7002	RC10PMPB4	3346	RC10PYC	347	RC10MCC	.044
2001-1997			9002	RC10WMPB4	7002	RC10PMPB4	3346	RC10PYC	354 ²	RC10DMC	.044
1996-1994			9002	RC10WMPB4	7002	RC10PMPB4	3346	RC10PYC	347	RC10MCC	.044

¹Electrical overload voids warranty; ²Multi-Ground Plug



Year	Engine VIN	Notes	Iridium		Double Platinum		Platinum Power		Copper Plus		Gap
			Stk #	Plug Type	Stk #	Plug Type	Stk #	Plug Type	Stk #	Plug Type	
TOYOTA (cont)											
CAMRY											
3.3L V6, 3300CC											
2006-2004			9806	RC8WMPB4	7002	RC10PMPB4	3346	RC10PYC	347	RC10MCC	.044
3.5L V6, 3456CC											
2015-2014			9044	REC8WMPB4	7975	REC10PYPB4	---	---	975	REC10YC4	.044
2013			---	---	7975	REC10PYPB4	---	---	975	REC10YC4	.044
2012			9044	REC8WMPB4	7975	REC10PYPB4	---	---	975	REC10YC4	.044
2011			---	---	7975	REC10PYPB4	---	---	975	REC10YC4	.044
2010-2007			9044	REC8WMPB4	7975	REC10PYPB4	---	---	975	REC10YC4	.044
CARINA											
1.6L L4, 1588CC											
1973-1971			---	---	---	---	---	---	322	RN11YC4	.032
CELICA											
1.6L L4, 1587CC											
1993-1990			9201	RC12WYPB4	7071	RC12PYP	3071	RC12PYC	71	RC12YC	.032
1.8L L4, 1762CC											
1997-1996			9202	RC12WMPB4	7318	RC12PMPB4	3318	RC12PMC4	318	RC12MC4	.032
1995-1994			9201	RC12WYPB4	7071	RC12PYP	3071	RC12PYC	71	RC12YC	.032
1.8L L4, 1794CC											
2005-2000			9202	RC12WMPB4	7318	RC12PMPB4	3318	RC12PMC4	318	RC12MC4	.040
1.8L L4, 1795CC											
2005-2000			9806	RC8WMPB4	7546	RC10PYPB4	3346	RC10PYC	346	RC10YC4	.040
1.9L L4, 1898CC											
1971			---	---	---	---	---	---	322	RN11YC4	.032
2.0L L4, 1968CC											
1974			---	---	---	---	---	---	322	RN11YC4	.032
2.0L L4, 1995CC											
1986			9007	RN10WYPB5	7332	RN10PYP4	---	---	322	RN11YC4	.044
2.0L L4, 1998CC											
1993-1990			9201	RC12WYPB4	7071	RC12PYP	3071	RC12PYC	71	RC12YC	.032
1989-1988	3SFE	Nat. Asp.	9201	RC12WYPB4	7071	RC12PYP	3071	RC12PYC	71	RC12YC	.044
	3SGELC	Nat. Asp.	9201	RC12WYPB4	7071	RC12PYP	3071	RC12PYC	71	RC12YC	.044
	3SGTE	Turbo	9201	RC12WYPB4	7071	RC12PYP	3071	RC12PYC	71	RC12YC	.032
1987	3SFE		9201	RC12WYPB4	7071	RC12PYP	3071	RC12PYC	71	RC12YC	.044
	3SGELC		9201	RC12WYPB4	7071	RC12PYP	3071	RC12PYC	71	RC12YC	.044
1986	2SELC		9007	RN10WYPB5	7332	RN10PYP4	---	---	322	RN11YC4	.044
	3SGELC		9201	RC12WYPB4	7071	RC12PYP	3071	RC12PYC	71	RC12YC	.044
2.2L L4, 2164CC											
1999-1992			9201	RC12WYPB4	7071	RC12PYP	3071	RC12PYC	71	RC12YC	.044
1991-1990			9201	RC12WYPB4	7071	RC12PYP	3071	RC12PYC	71	RC12YC	.044
2.2L L4, 2189CC											
1980-1975			---	---	7405	RN14PMP	3405	RN14PMC	308	RN12MC4	.032
2.4L L4, 2366CC											
1985-1984			---	---	7405	RN14PMP	3405	RN14PMC	308	RN12MC4	.032
1983		CARB	---	---	7405	RN14PMP	3405	RN14PMC	404	RN12YC	.032
		FI	---	---	7405	RN14PMP	3405	RN14PMC	308	RN12MC4	.032
1982-1981			---	---	7405	RN14PMP	3405	RN14PMC	404	RN12YC	.032
2.6L L6, 2563CC											
1980-1979			---	---	7405	RN14PMP	3405	RN14PMC	308	RN12MC4	.032
2.8L L6, 2754CC											
1986-1983			---	---	7405	RN14PMP	3405	RN14PMC	308	RN12MC4	.044
1982			---	---	7405	RN14PMP	3405	RN14PMC	308	RN12MC4	.032
2.8L L6, 2759CC											
1981			---	---	7405	RN14PMP	3405	RN14PMC	308	RN12MC4	.032
COROLLA											
1.1L L4, 1077CC											
1969-1968			---	---	---	---	---	---	322	RN11YC4	.032
1.2L L4, 1166CC											
1979-1969			---	---	---	---	---	---	322	RN11YC4	.032



Year	Engine	Notes	CHAMPION Iridium		Double Platinum		Platinum Power		Copper Plus		Gap
	VIN		Stk #	Plug Type	Stk #	Plug Type	Stk #	Plug Type	Stk #	Plug Type	
TOYOTA (cont)											
COROLLA											
1.6L L4, 1587CC											
1997-1992			9201	RC12WYPB4	7071	RC12PYP	3071	RC12PYC	71	RC12YC	.032
1991-1990	4AFE		9201	RC12WYPB4	7071	RC12PYP	3071	RC12PYC	71	RC12YC	.032
	4AGE		9201	RC12WYPB4	7071	RC12PYP	3071	RC12PYC	71	RC12YC	.032
1989	4AFE	FI	9201	RC12WYPB4	7071	RC12PYP	3071	RC12PYC	71	RC12YC	.044
	4AF	CARB	9201	RC12WYPB4	7071	RC12PYP	3071	RC12PYC	71	RC12YC	.044
	4AGE	FI	9201	RC12WYPB4	7071	RC12PYP	3071	RC12PYC	71	RC12YC	.032
1988	4AFE	FI	9201	RC12WYPB4	7071	RC12PYP	3071	RC12PYC	71	RC12YC	.044
	4AF	CARB	9201	RC12WYPB4	7071	RC12PYP	3071	RC12PYC	71	RC12YC	.044
	4AGELC	FI	9201	RC12WYPB4	7071	RC12PYP	3071	RC12PYC	71	RC12YC	.044
	4AGE	FI	9201	RC12WYPB4	7071	RC12PYP	3071	RC12PYC	71	RC12YC	.032
1987	4ALC	CARB	9007	RN10WYPB5	7332	RN10PYP4	---	---	322	RN11YC4	.044
		CARB	9007	RN10WYPB5	7332	RN10PYP4	---	---	322	RN11YC4	.044
		FI	9201	RC12WYPB4	7071	RC12PYP	3071	RC12PYC	71	RC12YC	.044
1986		CARB	9007	RN10WYPB5	7332	RN10PYP4	---	---	322	RN11YC4	.044
		FI	9201	RC12WYPB4	7071	RC12PYP	---	---	71	RC12YC	.044
1985		CARB	9007	RN10WYPB5	7332	RN10PYP4	---	---	322	RN11YC4	.044
		FI	9201	RC12WYPB4	7071	RC12PYP	3071	RC12PYC	71	RC12YC	.044
1984-1983			9007	RN10WYPB5	7332	RN10PYP4	---	---	322	RN11YC4	.044
1.6L L4, 1588CC											
1979-1971			---	---	---	---	---	---	322	RN11YC4	.032
1.8L L4, 1762CC											
1997-1995			9202	RC12WMPB4	7318	RC12PMPB4	3318	RC12PMC4	318	RC12MC4	.032
1994-1993			9201	RC12WYPB4	7071	RC12PYP	3071	RC12PYC	71	RC12YC	.032
1.8L L4, 1770CC											
1982-1980			9007	RN10WYPB5	7332	RN10PYP4	---	---	322	RN11YC4	.044
1.8L L4, 1794CC											
2008-2005			9001	RC10WYPB4	7546	RC10PYPB4	3346	RC10PYC	335	RC10YC4	.040
2004-2000			9202	RC12WMPB4	7318	RC12PMPB4	3318	RC12PMC4	318	RC12MC4	.040
1999-1998			9202	RC12WMPB4	7318	RC12PMPB4	3318	RC12PMC4	318	RC12MC4	.040
1.8L L4, 1795CC											
2006-2005			9806	RC8WMPB4	7546	RC10PYPB4	3346	RC10PYC	346	RC10YC4	.040
1.8L L4, 1798CC											
2015-2009			9412	REA9WYPB4	---	---	---	---	991	REA8MCX	.044
1.8L L4, 1839CC											
1985-1984		DIESEL	---	---	---	---	---	---	148¹	CH95	
2.4L L4, 2362CC											
2011-2009			9806	RC8WMPB4	7545	RC8PYPB4	3344	RC9PYC	345	RC8YC4	.040
CORONA											
1.9L L4, 1858CC											
1971-1969			---	---	---	---	---	---	322	RN11YC4	.032
1.9L L4, 1897CC											
1970-1967			---	---	---	---	---	---	322	RN11YC4	.032
1.9L L4, 1898CC											
1970-1967			---	---	---	---	---	---	322	RN11YC4	.032
2.0L L4, 1968CC											
1974-1972			---	---	---	---	---	---	322	RN11YC4	.032
2.2L L4, 2189CC											
1980-1975			---	---	7405	RN14PMP	3405	RN14PMC	308	RN12MC4	.032
2.3L L6, 2253CC											
1972			---	---	---	---	---	---	322	RN11YC4	.032
2.4L L4, 2366CC											
1982-1981			---	---	7405	RN14PMP	3405	RN14PMC	404	RN12YC	.032
2.6L L6, 2563CC											
1973			---	---	7405	RN14PMP	3405	RN14PMC	308	RN12MC4	.032
CRESSIDA											
2.6L L6, 2563CC											
1980-1978			---	---	7405	RN14PMP	3405	RN14PMC	308	RN12MC4	.032

¹Electrical overload voids warranty



Year	Engine VIN	Notes	CHAMPION Iridium		Double Platinum		Platinum Power		Copper Plus		Gap
			Stk #	Plug Type	Stk #	Plug Type	Stk #	Plug Type	Stk #	Plug Type	
TOYOTA (cont)											
CRESSIDA											
2.8L L6, 2754CC											
1988-1983			---	---	7405	RN14PMP	3405	RN14PMC	308	RN12MC4	.044
2.8L L6, 2759CC											
1982-1981			---	---	7405	RN14PMP	3405	RN14PMC	308	RN12MC4	.032
3.0L L6, 2954CC											
1992-1989			9201	RC12WYPB4	7071	RC12PYP	3071	RC12PYC	71	RC12YC	.044
CROWN											
1.9L L4, 1897CC											
1967			---	---	---	---	---	---	322	RN11YC4	.032
2.3L L6, 2253CC											
1971-1967			---	---	---	---	---	---	322	RN11YC4	.032
2.6L L6, 2563CC											
1972-1971			---	---	7405	RN14PMP	3405	RN14PMC	308	RN12MC4	.032
ECHO											
1.5L L4, 1497CC											
2005-2001			9201	RC12WYPB4	7071	RC12PYP	3071	RC12PYC	71	RC12YC	.044
2000			9202	RC12WMPB4	7318	RC12PMPB4	3318	RC12PMC4	318	RC12MC4	.044
FJ CRUISER											
4.0L V6, 3956CC											
2014			9775	REC10WMPB4	---	---	---	---	446	REC12MCC4	.044
2013-2010			9033	REC8WYPB4	7975	REC10PYPB4	---	---	975	REC10YC4	.044
2009-2007			9033	REC8WYPB4	7975	REC10PYPB4	---	---	975	REC10YC4	.044
HI-LUX											
1.9L L4, 1858CC											
1971-1970			---	---	---	---	---	---	322	RN11YC4	.032
1.9L L4, 1897CC											
1970-1969			---	---	---	---	---	---	322	RN11YC4	.032
2.0L L4, 1968CC											
1974-1972			---	---	---	---	---	---	322	RN11YC4	.032
HIGHLANDER											
2.4L L4, 2362CC											
2007-2004			9806	RC8WMPB4	7545	RC8PYPB4	3344	RC9PYC	345	RC8YC4	.040
2003-2001			9806	RC8WMPB4	7546	RC10PYPB4	3346	RC10PYC	346	RC10YC4	.040
2.7L L4, 2672CC											
2015-2009			9006	REC10WYPB4	7975	REC10PYPB4	---	---	446	REC12MCC4	.044
3.0L V6, 2995CC											
2003-2001			9806	RC8WMPB4	7546	RC10PYPB4	3346	RC10PYC	346	RC10YC4	.040
3.3L V6, 3300CC											
2010-2004			---	---	7002	RC10PMPB4	3344	RC9PYC	---	---	.040
			9806	RC8WMPB4	---	---	---	---	347	RC10MCC	.044
3.5L V6, 3456CC											
2015-2008			9044	REC8WMPB4	7975	REC10PYPB4	---	---	975	REC10YC4	.044
LAND CRUISER											
2.4L L4, 2366CC											
1987		DIESEL	---	---	---	---	---	---	149¹	CH132	
3.9L L6, 3878CC											
1974-1973			---	---	---	---	---	---	322	RN11YC4	.032
1972-1967		3/4" Reach Heads	---	---	---	---	---	---	322	RN11YC4	.032
4.0L L6, 3956CC											
1992-1988			---	---	7405	RN14PMP	3405	RN14PMC	405	RN14YC	.032
4.2L L6, 4227CC											
1987-1979			---	---	7405	RN14PMP	3405	RN14PMC	405	RN14YC	.032
1978-1975			---	---	7405	RN14PMP	3405	RN14PMC	405	RN14YC	.040
4.5L L6, 4477CC											
1997-1993			9201	RC12WYPB4	7318	RC12PMPB4	3071	RC12PYC	71	RC12YC	.032
4.7L V8, 4663CC											
2007-2004			9806	RC8WMPB4	7545	RC8PYPB4	3344	RC9PYC	345	RC8YC4	.044

¹Electrical overload voids warranty



Year	Engine	Notes	CHAMPION Iridium		Double Platinum		Platinum Power		Copper Plus		Gap
	VIN		Stk #	Plug Type	Stk #	Plug Type	Stk #	Plug Type	Stk #	Plug Type	
TOYOTA (cont)											
LAND CRUISER (cont)											
4.7L V8, 4663CC (cont)											
2003-1998			9806	RC8WMPB4	7546	RC10PYPB4	3346	RC10PYC	346	RC10YC4	.044
5.7L V8, 5663CC											
2015-2013			9006	REC10WYPB4	7975	REC10PYPB4	---	---	975	REC10YC4	.044
2011-2008			9006	REC10WYPB4	7975	REC10PYPB4	---	---	975	REC10YC4	.044
MARK II											
2.0L L4, 1968CC											
1972			---	---	---	---	---	---	322	RN11YC4	.032
2.3L L6, 2253CC											
1972			---	---	---	---	---	---	322	RN11YC4	.032
2.6L L6, 2563CC											
1976-1973			---	---	7405	RN14PMP	3405	RN14PMC	308	RN12MC4	.032
MATRIX											
1.8L L4, 1794CC											
2008-2007			9001	RC10WYPB4	7546	RC10PYPB4	3346	RC10PYC	335	RC10YC4	.040
2006-2003	1ZZFE-R		9001	RC10WYPB4	7546	RC10PYPB4	3346	RC10PYC	335	RC10YC4	.040
1.8L L4, 1795CC											
2006-2003	2ZZGE		9806	RC8WMPB4	7546	RC10PYPB4	3346	RC10PYC	346	RC10YC4	.040
1.8L L4, 1798CC											
2014-2009			9412	REA9WYPB4	---	---	---	---	991	REA8MCX	.044
2.4L L4, 2362CC											
2013			9201	RC12WYPB4	7071	RC12PYP	3071	RC12PYC	71	RC12YC	.040
2012			9806	RC8WMPB4	7545	RC8PYPB4	3344	RC9PYC	344	RC9YC	.040
2011-2009			9806	RC8WMPB4	7344	RC9PYP	3344	RC9PYC	344	RC9YC	.040
MR2											
1.6L L4, 1587CC											
1989-1988			9201	RC12WYPB4	7071	RC12PYP	3071	RC12PYC	71	RC12YC	.044
1987-1985			9201	RC12WYPB4	7071	RC12PYP	3071	RC12PYC	71	RC12YC	.044
2.0L L4, 1998CC											
1995-1991			9201	RC12WYPB4	7071	RC12PYP	3071	RC12PYC	71	RC12YC	.032
2.2L L4, 2164CC											
1995-1992			9201	RC12WYPB4	7071	RC12PYP	3071	RC12PYC	71	RC12YC	.044
1991			9201	RC12WYPB4	7071	RC12PYP	3071	RC12PYC	71	RC12YC	.044
MR2 SPYDER											
1.8L L4, 1794CC											
2005-2000			9202	RC12WMPB4	7318	RC12PMPB4	3318	RC12PMC4	318	RC12MC4	.040
PASEO											
1.5L L4, 1497CC											
1999-1995			9202	RC12WMPB4	7318	RC12PMPB4	3318	RC12PMC4	318	RC12MC4	.044
1994-1992			9201	RC12WYPB4	7071	RC12PYP	3071	RC12PYC	71	RC12YC	.044
PICKUP											
1.9L L4, 1858CC											
1971-1970			---	---	---	---	---	---	322	RN11YC4	.032
1.9L L4, 1897CC											
1970-1969			---	---	---	---	---	---	322	RN11YC4	.032
2.0L L4, 1968CC											
1974-1972			---	---	---	---	---	---	322	RN11YC4	.032
2.2L L4, 2188CC											
1983-1981		DIESEL	---	---	---	---	---	---	149 ¹	CH132	
2.2L L4, 2189CC											
1980-1975			---	---	7405	RN14PMP	3405	RN14PMC	308	RN12MC4	.032
2.4L L4, 2366CC											
1995-1991			---	---	7405	RN14PMP	3405	RN14PMC	308	RN12MC4	.032
1990-1989		CARB	---	---	7405	RN14PMP	3405	RN14PMC	404	RN12YC	.032
		FI	---	---	7405	RN14PMP	3405	RN14PMC	308	RN12MC4	.032
1988		Nat. Asp.	---	---	7405	RN14PMP	3405	RN14PMC	404	RN12YC	.032
		Turbo	---	---	---	---	---	---	322	RN11YC4	.032
1987	22REC	FI Nat. Asp. GAS	---	---	7405	RN14PMP	3405	RN14PMC	308	RN12MC4	.032

¹Electrical overload voids warranty



Year	Engine VIN	Notes	CHAMPION Iridium		Double Platinum		Platinum Power		Copper Plus		Gap
			Stk #	Plug Type	Stk #	Plug Type	Stk #	Plug Type	Stk #	Plug Type	
TOYOTA (cont)											
PICKUP (cont)											
2.4L L4, 2366CC (cont)											
1986	22RTEC	FI Turbo GAS	---	---	---	---	---	---	322	RN11YC4	.032
	22R	CARB Nat. Asp. GAS	---	---	7332	RN10PYP4	---	---	322	RN11YC4	.032
1985	22REC	FI Nat. Asp. GAS	---	---	7405	RN14PMP	3405	RN14PMC	308	RN12MC4	.032
	22RTEC	FI Turbo GAS	---	---	---	---	---	---	322	RN11YC4	.032
1984	22R	CARB Nat. Asp. GAS	---	---	7405	RN14PMP	3405	RN14PMC	404	RN12YC	.032
	22REC	FI Nat. Asp.	---	---	7405	RN14PMP	3405	RN14PMC	308	RN12MC4	.032
1983-1981	22RTEC	FI Turbo	---	---	7405	RN14PMP	3405	RN14PMC	308	RN12MC4	.032
	22R	CARB Nat. Asp.	---	---	7405	RN14PMP	3405	RN14PMC	404	RN12YC	.032
		FI	---	---	7405	RN14PMP	3405	RN14PMC	308	RN12MC4	.032
			---	---	7405	RN14PMP	3405	RN14PMC	404	RN12YC	.032
2.4L L4, 2446CC											
1985-1984		DIESEL	---	---	---	---	---	---	149¹	CH132	
2.4L L4, 2466CC											
1987-1986		DIESEL	---	---	---	---	---	---	149¹	CH132	
3.0L V6, 2959CC											
1995-1988			9201	RC12WYPB4	7071	RC12PYP	3071	RC12PYC	71	RC12YC	.032
PREVIA											
2.4L L4, 2438CC											
1997-1996			9001	RC10WYPB4	7546	RC10PYPB4	3346	RC10PYC	346	RC10YC4	.044
1995-1994		Nat. Asp.	9202	RC12WMPB4	7318	RC12PMPB4	3318	RC12PMC4	318	RC12MC4	.044
		Supercharged	9001	RC10WYPB4	7546	RC10PYPB4	3346	RC10PYC	346	RC10YC4	.044
1993-1991			9202	RC12WMPB4	7318	RC12PMPB4	3318	RC12PMC4	318	RC12MC4	.044
PRIUS											
1.5L L4, 1497CC											
2009-2001			9001	RC10WYPB4	7070	RC11PYPB4	3346	RC10PYC	335	RC10YC4	.044
1.8L L4, 1798CC											
2015-2011			9412	REA9WYPB4	---	---	---	---	991	REA8MCX	.044
2010			9412	REA9WYPB4	---	---	---	---	---	---	.044
PRIUS C											
1.5L L4, 1497CC											
2014-2012			9002	RC10WMPB4	7070	RC11PYPB4	3346	RC10PYC	471	RC10YCC4	.032
PRIUS V											
1.8L L4, 1798CC											
2014-2012			9412	REA9WYPB4	---	---	---	---	991	REA8MCX	.044
RAV4											
2.0L L4, 1998CC											
2003-2001			9202	RC12WMPB4	7318	RC12PMPB4	3318	RC12PMC4	318	RC12MC4	.044
2000			9202	RC12WMPB4	7318	RC12PMPB4	3318	RC12PMC4	318	RC12MC4	.032
1999-1998			9202	RC12WMPB4	7318	RC12PMPB4	3318	RC12PMC4	318	RC12MC4	.044
1997-1996			9202	RC12WMPB4	7318	RC12PMPB4	3318	RC12PMC4	318	RC12MC4	.044
2.4L L4, 2362CC											
2008-2004			9806	RC8WMPB4	7545	RC8PYPB4	3344	RC9PYC	345	RC8YC4	.040
2.5L L4, 2494CC											
2014-2009			9006	REC10WYPB4	7975	REC10PYPB4	---	---	975	REC10YC4	.044
3.5L V6, 3456CC											
2012-2006			9044	REC8WMPB4	---	---	---	---	975	REC10YC4	.044
SEQUOIA											
4.6L V8, 4608CC											
2012-2010			9044	REC8WMPB4	---	---	---	---	975	REC10YC4	.044
4.7L V8, 4663CC											
2009-2005			9806	RC8WMPB4	7344	RC9PYP	3344	RC9PYC	344	RC9YC	.044
2004-2001			9806	RC8WMPB4	7344	RC9PYP	3344	RC9PYC	344	RC9YC	.032
5.7L V8, 5663CC											
2015-2008			9044	REC8WMPB4	---	---	---	---	975	REC10YC4	.044

¹Electrical overload voids warranty



Year	Engine	Notes	CHAMPION	Iridium		Double Platinum		Platinum Power		Copper Plus		Gap
	VIN		Stk #	Plug Type	Stk #	Plug Type	Stk #	Plug Type	Stk #	Plug Type		
TOYOTA (cont)												
SIENNA												
2.7L L4, 2672CC												
2013-2011			9006	REC10WYPB4	7975	REC10PYPB4	---	---	446	REC12MCC4	.044	
3.0L V6, 2995CC												
2003-2001			9806	RC8WMPB4	7344	RC9PYP	3344	RC9PYC	344	RC9YC	.044	
2000-1998			9806	RC8WMPB4	7002	RC10PMPB4	3344	RC9PYC	354 ²	RC10DMC	.044	
3.3L V6, 3300CC												
2006-2004			9806	RC8WMPB4	7344	RC9PYP	3344	RC9PYC	344	RC9YC	.040	
3.5L V6, 3456CC												
2015-2007			9044	REC8WMPB4	---	---	---	---	975	REC10YC4	.044	
SOLARA												
2.2L L4, 2164CC												
2001-1999			9002	RC10WMPB4	7002	RC10PMPB4	3344	RC9PYC	354 ²	RC10DMC	.044	
2.4L L4, 2362CC												
2008-2002			9806	RC8WMPB4	7344	RC9PYP	3344	RC9PYC	344	RC9YC	.040	
3.0L V6, 2995CC												
2003-1999			9806	RC8WMPB4	7002	RC10PMPB4	3344	RC9PYC	354 ²	RC10DMC	.044	
3.3L V6, 3300CC												
2008-2004			9806	RC8WMPB4	7344	RC9PYP	3344	RC9PYC	344	RC9YC	.040	
STARLET												
1.3L L4, 1290CC												
1984-1983			9007	RN10WYPB5	7332	RN10PYP4	---	---	322	RN11YC4	.044	
1982-1981			---	---	---	---	---	---	322	RN11YC4	.032	
STOUT												
1.9L L4, 1897CC												
1968-1967			---	---	---	---	---	---	300	N9YC	.025	
SUPRA												
3.0L L6, 2954CC												
1992-1987		Nat. Asp.	9201	RC12WYPB4	7070	RC11PYPB4	3071	RC12PYC	71	RC12YC	.044	
		Turbo	9013	RC10WMB3	7344	RC9PYP	3344	RC9PYC	344	RC9YC	.032	
1986			9201	RC12WYPB4	7070	RC11PYPB4	3071	RC12PYC	71	RC12YC	.044	
3.0L L6, 2997CC												
1998-1993		Nat. Asp.	9201	RC12WYPB4	7070	RC11PYPB4	3071	RC12PYC	71	RC12YC	.044	
		Turbo	9002	RC10WMPB4	7344	RC9PYP	3344	RC9PYC	434	RC9MC4	.044	
T100												
2.7L L4, 2694CC												
1998-1994			9202	RC12WMPB4	7318	RC12PMPB4	3318	RC12PMC4	318	RC12MC4	.032	
3.0L V6, 2959CC												
1994-1993			9202	RC12WMPB4	7318	RC12PMPB4	3318	RC12PMC4	318	RC12MC4	.032	
3.4L V6, 3378CC												
1998-1995			9201	RC12WYPB4	7071	RC12PYP	3071	RC12PYC	71	RC12YC	.044	
TACOMA												
2.4L L4, 2438CC												
2004-2003			9202	RC12WMPB4	7318	RC12PMPB4	3318	RC12PMC4	318	RC12MC4	.044	
2002-2000			9202	RC12WMPB4	7318	RC12PMPB4	3318	RC12PMC4	318	RC12MC4	.044	
1999-1995			9201	RC12WYPB4	7071	RC12PYP	3071	RC12PYC	71	RC12YC	.032	
2.7L L4, 2694CC												
2015-2014			9775	REC10WMPB4	7975	REC10PYPB4	---	---	446	REC12MCC4	.044	
2013-2005			9033	REC8WYPB4	---	---	---	---	---	---	.044	
2004			9202	RC12WMPB4	7318	RC12PMPB4	3318	RC12PMC4	318	RC12MC4	.032	
2003-1995			9202	RC12WMPB4	7318	RC12PMPB4	3318	RC12PMC4	318	RC12MC4	.032	
3.4L V6, 3378CC												
2004-1995			9201	RC12WYPB4	7071	RC12PYP	3071	RC12PYC	71	RC12YC	.044	
4.0L V6, 3956CC												
2015-2005			9033	REC8WYPB4	7975	REC10PYPB4	---	---	975	REC10YC4	.044	
TERCEL												
1.5L L4, 1452CC												
1988-1980			---	---	---	---	---	---	322	RN11YC4	.040	

²Multi-Ground Plug



Year	Engine VIN	Notes	Iridium		Double Platinum		Platinum Power		Copper Plus		Gap
			Stk #	Plug Type	Stk #	Plug Type	Stk #	Plug Type	Stk #	Plug Type	
TOYOTA (cont)											
TERCEL											
1.5L L4, 1456CC											
1994-1987			---	---	---	---	---	---	322	RN11YC4	.040
1.5L L4, 1497CC											
1999-1995			9202	RC12WMPB4	7318	RC12PMPB4	3318	RC12PMC4	318	RC12MC4	.040
TUNDRA											
3.4L V6, 3378CC											
2004-2000			9201	RC12WYPB4	7070	RC11PYPB4	3071	RC12PYC	71	RC12YC	.044
4.0L V6, 3956CC											
2014			9055	REC12WMPB5	7975	REC10PYPB4	---	---	446	REC12MCC4	.044
2013-2012			9044	REC8WMPB4	7975	REC10PYPB4	---	---	975	REC10YC4	.044
2011			---	---	7975	REC10PYPB4	---	---	---	---	.044
2010-2005			9033	REC8WYPB4	---	---	---	---	975	REC10YC4	.044
			9033	REC8WYPB4	7975	REC10PYPB4	---	---	975	REC10YC4	.044
4.6L V8, 4608CC											
2015-2010			9044	REC8WMPB4	---	---	---	---	975	REC10YC4	.044
4.7L V8, 4663CC											
2009-2005			9806	RC8WMPB4	7002	RC10PMPB4	3344	RC9PYC	97	RC9MCC	.044
2004-2000			9806	RC8WMPB4	7002	RC10PMPB4	3344	RC9PYC	97	RC9MCC	.032
5.7L V8, 5663CC											
2015-2007			9044	REC8WMPB4	---	---	---	---	975	REC10YC4	.044
VAN											
2.0L L4, 1998CC											
1985-1984			9007	RN10WYPB5	7332	RN10PYP4	---	---	322	RN11YC4	.044
2.2L L4, 2237CC											
1989-1986			9007	RN10WYPB5	7332	RN10PYP4	---	---	322	RN11YC4	.044
VAN WAGON											
2.2L L4, 2237CC											
1988			9007	RN10WYPB5	7332	RN10PYP4	---	---	322	RN11YC4	.044
VENZA											
2.7L L4, 2672CC											
2015-2009			9055	REC12WMPB5	7975	REC10PYPB4	---	---	446	REC12MCC4	.044
3.5L V6, 3456CC											
2015-2009			9775	REC10WMPB4	7975	REC10PYPB4	---	---	446	REC12MCC4	.044
YARIS											
1.5L L4, 1497CC											
2015-2006			9002	RC10WMPB4	7070	RC11PYPB4	3318	RC12PMC4	347	RC10MCC	.044
TRIUMPH											
GT6											
2.0L L6, 1998CC											
1973-1968			---	---	7405	RN14PMP	3405	RN14PMC	404	RN12YC	.024
SPITFIRE											
1.3L L4, 1296CC											
1972-1967			---	---	7405	RN14PMP	3405	RN14PMC	404	RN12YC	.024
1.5L L4, 1493CC											
1980-1973			---	---	7405	RN14PMP	3405	RN14PMC	404	RN12YC	.024
STAG											
3.0L V8, 2997CC											
1973-1971			---	---	7405	RN14PMP	3405	RN14PMC	404	RN12YC	.024
TR250											
2.5L L6, 2498CC											
1968			9804	RN8WYPB3	7415	RN9PYP	3415	RN9PYC	415	RN9YC	.024
TR4A											
2.1L L4, 2138CC											
1967			---	---	---	---	---	---	327	RL87YC	.024



Year	Engine	Notes	CHAMPION Iridium		Double Platinum		Platinum Power		Copper Plus		Gap
	VIN		Stk #	Plug Type	Stk #	Plug Type	Stk #	Plug Type	Stk #	Plug Type	
TRIUMPH (cont)											
TR6											
2.5L L6, 2498CC											
1976-1974			---	---	7405	RN14PMP	3405	RN14PMC	404	RN12YC	.024
1973-1969			9804	RN8WYPB3	7415	RN9PYP	3415	RN9PYC	415	RN9YC	.024
TR7											
2.0L L4, 1998CC											
1982-1975			---	---	7405	RN14PMP	3405	RN14PMC	404	RN12YC	.024
TR8											
3.5L V8, 3528CC											
1982-1980			---	---	7405	RN14PMP	3405	RN14PMC	404	RN12YC	.024
VOLKSWAGEN											
411											
1.7L H4, 1679CC											
1973-1971			---	---	7322	RN14PYP	---	---	---	---	.020
			---	---	---	---	3322	RN14PMC3	302	N11YC	.024
412											
1.7L H4, 1679CC											
1974-1973			---	---	7322	RN14PYP	3322	RN14PMC3	302	N11YC	.024
1.8L H4, 1795CC											
1974			---	---	7322	RN14PYP	3322	RN14PMC3	302	N11YC	.024
BEETLE											
1.5L H4, 1457CC											
1969-1967			---	---	---	---	---	---	327	RL87YC	.024
1.5L H4, 1493CC											
1969-1967			---	---	---	---	---	---	327	RL87YC	.024
1.6L H4, 1584CC											
1979-1970			---	---	---	---	---	---	327	RL87YC	.024
1.8L L4, 1781CC											
2005-2002			9001	RC10WYPB4	7344	RC9PYP	3344	RC9PYC	344	RC9YC	.032
2001			---	---	7344	RC9PYP	---	---	---	---	.028
			9001	RC10WYPB4	---	---	3344	RC9PYC	344	RC9YC	.032
2000-1999			9001	RC10WYPB4	7344	RC9PYP	3344	RC9PYC	344	RC9YC	.032
1.9L L4, 1896CC											
2006-1998		DIESEL	---	---	---	---	---	---	192 ¹	CH271	
2.0L L4, 1984CC											
2013-2012			9770	RC7WYPB3	---	---	3068	RC7PYCB	444	RC7YC3	.032
2005-2004			9202	RC12WMPB4	7318	RC12PMPB4	3318	RC12PMC4	318	RC12MC4	.040
2003	AVH		9202	RC12WMPB4	7318	RC12PMPB4	3318	RC12PMC4	318	RC12MC4	.040
	BDC		9201	RC12WYPB4	7070	RC11PYPB4	3071	RC12PYC	71	RC12YC	.040
2002			9202	RC12WMPB4	7318	RC12PMPB4	3318	RC12PMC4	318	RC12MC4	.040
2001	AEG		9201	RC12WYPB4	7070	RC11PYPB4	3071	RC12PYC	71	RC12YC	.040
	AVH		9202	RC12WMPB4	7318	RC12PMPB4	3318	RC12PMC4	318	RC12MC4	.040
	AZG		9202	RC12WMPB4	7318	RC12PMPB4	3318	RC12PMC4	318	RC12MC4	.040
2000-1998			9201	RC12WYPB4	7070	RC11PYPB4	3071	RC12PYC	71	RC12YC	.040
2.5L L5, 2480CC											
2014-2012			9000	RC10ZWYPB4	7000	RC10ZPYB4	---	---	---	---	.044
2010-2006			9000	RC10ZWYPB4	7000	RC10ZPYB4	---	---	---	---	.044
CABRIO											
2.0L L4, 1984CC											
2002-1997			9201	RC12WYPB4	7070	RC11PYPB4	3071	RC12PYC	71	RC12YC	.032
1996-1995			---	---	7344	RC9PYP	3344	RC9PYC	344	RC9YC	.032
CABRIOLET											
1.8L L4, 1780CC											
1993-1985			9804	RN8WYPB3	7415	RN9PYP	3415	RN9PYC	415	RN9YC	.032
CAMPMOBILE											
1.6L H4, 1584CC											
1971-1968			---	---	---	---	---	---	327	RL87YC	.024

¹Electrical overload voids warranty



Year	Engine VIN	Notes	CHAMPION Iridium		Double Platinum		Platinum Power		Copper Plus		Gap
			Stk #	Plug Type	Stk #	Plug Type	Stk #	Plug Type	Stk #	Plug Type	
VOLKSWAGEN (cont)											
CAMPMOBILE											
1.7L H4, 1679CC											
1973-1972			---	---	7344	RC9PYP	3322	RN14PMC3	302	N11YC	.024
1.8L H4, 1795CC											
1974			---	---	7344	RC9PYP	3322	RN14PMC3	302	N11YC	.024
CC											
2.0L L4, 1984CC											
2014-2009			9806	RC8WMPB4	7343	RC8PYPB	3068	RC7PYCB	444	RC7YC3	.032
3.6L V6, 3597CC											
2014-2009			9044	REC8WMPB4	---	---	---	---	---	---	.036
CORRADO											
1.8L L4, 1780CC											
1992-1990			9804	RN8WYPB3	7415	RN9PYP	3415	RN9PYC	415	RN9YC	.024
2.8L V6, 2792CC											
1995			---	---	---	---	3344	RC9PYC	344	RC9YC	.028
1994-1992			---	---	7344	RC9PYP	3344	RC9PYC	344	RC9YC	.028
DASHER											
1.5L L4, 1471CC											
1980-1979		DIESEL	---	---	---	---	---	---	160¹	CH60	
1975-1974			---	---	---	---	3322	RN14PMC3	302	N11YC	.028
1.6L L4, 1588CC											
1981		DIESEL	---	---	---	---	---	---	198¹	CH260	
1980-1976			---	---	---	---	3322	RN14PMC3	302	N11YC	.028
EOS											
2.0L L4, 1984CC											
2015-2014			9806	RC8WMPB4	7340	RC7PYPB4	3068	RC7PYCB	444	RC7YC3	.032
2013-2009			---	---	---	---	---	---	444	RC7YC3	.032
			9806	RC8WMPB4	7340	RC7PYPB4	3068	RC7PYCB	---	---	.032
2008			9806	RC8WMPB4	7340	RC7PYPB4	3068	RC7PYCB	444	RC7YC3	.032
2007			---	---	---	---	---	---	444	RC7YC3	.032
			9806	RC8WMPB4	7340	RC7PYPB4	3068	RC7PYCB	---	---	.032
3.2L V6, 3189CC											
2008-2007			9702³	KA7ZWYPB4	---	---	---	---	---	---	.040
3.2L V6, 3197CC											
2008			9702³	KA7ZWYPB4	---	---	---	---	---	---	.040
EUROVAN											
2.5L L5, 2459CC											
1996-1992			---	---	---	---	3322	RN14PMC3	302	N11YC	.032
2.8L V6, 2792CC											
2003-2002			9202	RC12WMPB4	7318	RC12PMPB4	3318	RC12PMC4	318	RC12MC4	.040
2001	AES		9201	RC12WYPB4	7070	RC11PYPB4	3071	RC12PYC	71	RC12YC	.040
	AXK		9202	RC12WMPB4	7318	RC12PMPB4	3318	RC12PMC4	318	RC12MC4	.040
2000-1999			9201	RC12WYPB4	7070	RC11PYPB4	3071	RC12PYC	71	RC12YC	.028
1997			9201	RC12WYPB4	7070	RC11PYPB4	3071	RC12PYC	71	RC12YC	.028
FASTBACK											
1.6L H4, 1584CC											
1973-1967			---	---	---	---	---	---	327	RL87YC	.024
FOX											
1.8L L4, 1780CC											
1993-1987			9804	RN8WYPB3	7415	RN9PYP	3415	RN9PYC	415	RN9YC	.032
GOLF											
1.6L L4, 1588CC											
1992-1985		DIESEL	---	---	---	---	---	---	198¹	CH260	
1.8L L4, 1780CC											
1997-1996			9201	RC12WYPB4	7070	RC11PYPB4	3071	RC12PYC	71	RC12YC	.032
1992-1990			9804	RN8WYPB3	7415	RN9PYP	3415	RN9PYC	415	RN9YC	.032
1989-1988	PF		9804	RN8WYPB3	7415	RN9PYP	3415	RN9PYC	415	RN9YC	.032
	PL		---	---	7344	RC9PYP	3344	RC9PYC	344	RC9YC	.032

¹Electrical overload voids warranty; ³Low-Ohm Design



Year	Engine	Notes	CHAMPION Iridium		Double Platinum		Platinum Power		Copper Plus		Gap
	VIN		Stk #	Plug Type	Stk #	Plug Type	Stk #	Plug Type	Stk #	Plug Type	
VOLKSWAGEN (cont)											
GOLF (cont)											
1.8L L4, 1780CC (cont)											
1987	RV		9804	RN8WYPB3	7415	RN9PYP	3415	RN9PYC	415	RN9YC	.032
	GX		9804	RN8WYPB3	7415	RN9PYP	3415	RN9PYC	415	RN9YC	.032
	PL		---	---	7344	RC9PYP	3344	RC9PYC	344	RC9YC	.032
	RD		9804	RN8WYPB3	7415	RN9PYP	3415	RN9PYC	415	RN9YC	.032
1986-1985			9804	RN8WYPB3	7415	RN9PYP	3415	RN9PYC	415	RN9YC	.032
1.8L L4, 1781CC											
2006-2001			---	---	7344	RC9PYP	3344	RC9PYC	344	RC9YC	.032
2000			---	---	7344	RC9PYP	3344	RC9PYC	344	RC9YC	.028
1.8L L4, 1788CC											
1998			9201	RC12WYPB4	7070	RC11PYPB4	3071	RC12PYC	71	RC12YC	.032
1995-1993			9201	RC12WYPB4	7070	RC11PYPB4	3071	RC12PYC	71	RC12YC	.032
1.9L L4, 1896CC											
2004-1993		DIESEL	---	---	---	---	---	---	192 ¹	CH271	
2.0L L4, 1968CC											
2015-2010		DIESEL	---	---	---	---	---	---	192 ¹	CH271	
2.0L L4, 1984CC											
2013-2012			---	---	7545	RC8PYPB4	---	---	---	---	.032
2006-2002			9202	RC12WMPB4	7318	RC12PMPB4	3318	RC12PMC4	318	RC12MC4	.040
2001	AEG		9201	RC12WYPB4	7070	RC11PYPB4	3071	RC12PYC	71	RC12YC	.040
	AVH		9202	RC12WMPB4	7318	RC12PMPB4	3318	RC12PMC4	318	RC12MC4	.040
2000-1999			9201	RC12WYPB4	7070	RC11PYPB4	3071	RC12PYC	71	RC12YC	.040
1998-1993			9201	RC12WYPB4	7070	RC11PYPB4	3071	RC12PYC	71	RC12YC	.032
1992-1990			---	---	7344	RC9PYP	3344	RC9PYC	344	RC9YC	.028
2.5L L5, 2480CC											
2014-2010			9000	RC10ZWYPB4	7000	RC10ZPYB4	---	---	---	---	.044
2.8L V6, 2792CC											
2005-2003			9202	RC12WMPB4	7318	RC12PMPB4	3318	RC12PMC4	318	RC12MC4	.040
2002	AFP		9201	RC12WYPB4	7070	RC11PYPB4	3071	RC12PYC	71	RC12YC	.028
	BDF		9202	RC12WMPB4	7318	RC12PMPB4	3318	RC12PMC4	318	RC12MC4	.040
2001-1997			9201	RC12WYPB4	7070	RC11PYPB4	3071	RC12PYC	71	RC12YC	.028
1996-1995			---	---	7344	RC9PYP	3344	RC9PYC	344	RC9YC	.028
3.2L V6, 3189CC											
2004			9702 ³	KA7ZWYPB4	---	---	---	---	---	---	.040
GTI											
2.0L L4, 1984CC											
2015-2006			9801	RC8WYPB3	7343	RC8PYPB	3068	RC7PYCB	444	RC7YC3	.032
JETTA											
1.6L L4, 1588CC											
1992-1982		DIESEL	---	---	---	---	---	---	198 ¹	CH260	
1981		DIESEL	---	---	---	---	---	---	160 ¹	CH60	
1980		GAS	---	---	---	---	3322	RN14PMC3	302	N11YC	.028
1.7L L4, 1715CC											
1984-1981			9804	RN8WYPB3	7415	RN9PYP	3415	RN9PYC	415	RN9YC	.028
1.8L L4, 1780CC											
1992-1990			9804	RN8WYPB3	7415	RN9PYP	3415	RN9PYC	415	RN9YC	.032
1989	PF		9804	RN8WYPB3	7415	RN9PYP	3415	RN9PYC	415	RN9YC	.032
	PL		---	---	7344	RC9PYP	3344	RC9PYC	344	RC9YC	.032
	RV		9804	RN8WYPB3	7415	RN9PYP	3415	RN9PYC	415	RN9YC	.032
1988	PF		9804	RN8WYPB3	7415	RN9PYP	3415	RN9PYC	415	RN9YC	.032
	PL		---	---	7344	RC9PYP	3344	RC9PYC	344	RC9YC	.032
	RD		9804	RN8WYPB3	7415	RN9PYP	3415	RN9PYC	415	RN9YC	.032
	RV		9804	RN8WYPB3	7415	RN9PYP	3415	RN9PYC	415	RN9YC	.032
1987	GX		9804	RN8WYPB3	7415	RN9PYP	3415	RN9PYC	415	RN9YC	.032
	PF		9804	RN8WYPB3	7415	RN9PYP	3415	RN9PYC	415	RN9YC	.032
	PL		---	---	7344	RC9PYP	3344	RC9PYC	344	RC9YC	.032
	RD		9804	RN8WYPB3	7415	RN9PYP	3415	RN9PYC	415	RN9YC	.032
1986-1985			9804	RN8WYPB3	7415	RN9PYP	3415	RN9PYC	415	RN9YC	.032
1984			9804	RN8WYPB3	7415	RN9PYP	3415	RN9PYC	415	RN9YC	.028

¹Electrical overload voids warranty; ³Low-Ohm Design



Year	Engine VIN	Notes	CHAMPION Iridium		Double Platinum		Platinum Power		Copper Plus		Gap
			Stk #	Plug Type	Stk #	Plug Type	Stk #	Plug Type	Stk #	Plug Type	
VOLKSWAGEN (cont)											
JETTA											
1.8L L4, 1781CC											
2005-2001			---	---	7344	RC9PYP	3344	RC9PYC	344	RC9YC	.032
2000			---	---	7344	RC9PYP	3344	RC9PYC	344	RC9YC	.028
1.8L L4, 1788CC											
1995-1993			9201	RC12WYPB4	7070	RC11PYPB4	3071	RC12PYC	71	RC12YC	.032
1.9L L4, 1896CC											
2004-1993		DIESEL	---	---	---	---	---	---	192¹	CH271	
2.0L L4, 1984CC											
2015-2014		Nat. Asp.	9203	RC12WLPB4	---	---	---	---	436	RC12LC4	.044
		Turbo	9806	RC8WMPB4	7343	RC8PYPB	3068	RC7PYCB	444	RC7YC3	.032
2013-2012		Nat. Asp.	9203	RC12WLPB4	---	---	---	---	436	RC12LC4	.044
		Turbo	9806	RC8WMPB4	7343	RC8PYPB	3068	RC7PYCB	444	RC7YC3	.032
2011		Nat. Asp.	9203	RC12WLPB4	---	---	---	---	436	RC12LC4	.044
2010-2006		Turbo	9806	RC8WMPB4	7343	RC8PYPB	3068	RC7PYCB	444	RC7YC3	.032
2005-2002			9202	RC12WMPB4	7318	RC12PMPB4	3318	RC12PMC4	318	RC12MC4	.040
2001	AEG		9201	RC12WYPB4	7070	RC11PYPB4	3071	RC12PYC	71	RC12YC	.040
	AVH		9202	RC12WMPB4	7318	RC12PMPB4	3318	RC12PMC4	318	RC12MC4	.040
	AZG		9202	RC12WMPB4	7318	RC12PMPB4	3318	RC12PMC4	318	RC12MC4	.040
2000			9201	RC12WYPB4	7070	RC11PYPB4	3071	RC12PYC	71	RC12YC	.040
1999	ABA~A		9201	RC12WYPB4	7070	RC11PYPB4	3071	RC12PYC	71	RC12YC	.032
	ABA~B		9201	RC12WYPB4	7070	RC11PYPB4	3071	RC12PYC	71	RC12YC	.032
	ABA~C		9201	RC12WYPB4	7070	RC11PYPB4	3071	RC12PYC	71	RC12YC	.032
	AEG		9201	RC12WYPB4	7070	RC11PYPB4	3071	RC12PYC	71	RC12YC	.040
1998-1993			9201	RC12WYPB4	7070	RC11PYPB4	3071	RC12PYC	71	RC12YC	.032
1992-1990			---	---	7344	RC9PYP	3344	RC9PYC	344	RC9YC	.028
2.5L L5, 2480CC											
2014			9000	RC10ZWYPB4	7000	RC10ZPYB4	---	---	---	---	.044
2013-2005			9000	RC10ZWYPB4	7000	RC10ZPYB4	---	---	---	---	.040
2.8L V6, 2792CC											
2004-2003			9202	RC12WMPB4	7318	RC12PMPB4	3318	RC12PMC4	318	RC12MC4	.040
2002	AFP		9201	RC12WYPB4	7070	RC11PYPB4	3071	RC12PYC	71	RC12YC	.028
	BDF		9202	RC12WMPB4	7318	RC12PMPB4	3318	RC12PMC4	318	RC12MC4	.040
2001-1997			9201	RC12WYPB4	7070	RC11PYPB4	3071	RC12PYC	71	RC12YC	.028
1996-1994			---	---	7344	RC9PYP	3344	RC9PYC	344	RC9YC	.028
KARMANN GHIA											
1.5L H4, 1457CC											
1969-1967			---	---	---	---	---	---	327	RL87YC	.024
1.6L H4, 1584CC											
1974-1970			---	---	---	---	---	---	327	RL87YC	.024
PASSAT											
1.8L L4, 1780CC											
1992-1991			---	---	7344	RC9PYP	3344	RC9PYC	344	RC9YC	.028
1.8L L4, 1781CC											
2005-2001			---	---	7344	RC9PYP	3344	RC9PYC	344	RC9YC	.032
2000-1998			---	---	7344	RC9PYP	3344	RC9PYC	344	RC9YC	.028
1.8L L4, 1788CC											
1993			---	---	7344	RC9PYP	3344	RC9PYC	344	RC9YC	.028
1.9L L4, 1896CC											
1997-1993		DIESEL	---	---	---	---	---	---	192¹	CH271	
2.0L L4, 1967CC											
2005-2004		DIESEL	---	---	---	---	---	---	192¹	CH271	
2.0L L4, 1984CC											
2010-2006			9806	RC8WMPB4	7343	RC8PYPB	3068	RC7PYCB	444	RC7YC3	.032
1996-1995			9201	RC12WYPB4	7070	RC11PYPB4	3071	RC12PYC	71	RC12YC	.032
1994			---	---	---	---	3068	RC7PYCB	444	RC7YC3	.028
1993-1992			---	---	7343	RC8PYPB	3068	RC7PYCB	444	RC7YC3	.028
1991-1990			---	---	7344	RC9PYP	3344	RC9PYC	344	RC9YC	.028
2.5L L5, 2480CC											
2015-2014			9000	RC10ZWYPB4	7000	RC10ZPYB4	---	---	---	---	.044

¹Electrical overload voids warranty



Year	Engine	Notes	CHAMPION Iridium		Double Platinum		Platinum Power		Copper Plus		Gap
	VIN		Stk #	Plug Type	Stk #	Plug Type	Stk #	Plug Type	Stk #	Plug Type	
VOLKSWAGEN (cont)											
PASSAT (cont)											
2.5L L5, 2480CC (cont)											
2013-2012			9000	RC10ZWYPB4	7000	RC10ZPYB4	---	---	---	---	.040
2.8L V6, 2771CC											
2005-2000			9201	RC12WYPB4	7070	RC11PYPB4	3071	RC12PYC	71	RC12YC	.040
1999-1998			9201	RC12WYPB4	7070	RC11PYPB4	3071	RC12PYC	71	RC12YC	.028
2.8L V6, 2792CC											
1997			9201	RC12WYPB4	7070	RC11PYPB4	3071	RC12PYC	71	RC12YC	.028
1996-1993			---	---	7344	RC9PYP	3344	RC9PYC	344	RC9YC	.028
3.6L V6, 3597CC											
2015-2012			9407	RER8ZWYCB4	---	---	---	---	---	---	.036
2010-2006			9407	RER8ZWYCB4	---	---	---	---	---	---	.036
4.0L W8, 3998CC											
2004			9202	RC12WMPB4	7318	RC12PMPB4	3318	RC12PMC4	318	RC12MC4	.040
2003			9201	RC12WYPB4	7070	RC11PYPB4	3071	RC12PYC	71	RC12YC	.040
4.0L W8, 3999CC											
2002			9201	RC12WYPB4	7070	RC11PYPB4	3071	RC12PYC	71	RC12YC	.040
PASSAT CC											
2.0L L4, 1984CC											
2010-2009			9806	RC8WMPB4	7343	RC8PYPB	3068	RC7PYCB	444	RC7YC3	.032
PHAETON											
4.2L V8, 4172CC											
2006-2004			9201	RC12WYPB4	7070	RC11PYPB4	3071	RC12PYC	353 ²	RC89TMC	.032
6.0L W12, 5998CC											
2006-2005			9800	RC7WYPB4	---	---	---	---	---	---	.040
6.0L W12, 6000CC											
2004			9800	RC7WYPB4	---	---	---	---	---	---	.040
QUANTUM											
1.6L L4, 1588CC											
1985-1982		DIESEL	---	---	---	---	---	---	198¹	CH260	
1.7L L4, 1715CC											
1983-1982			9804	RN8WYPB3	7415	RN9PYP	3415	RN9PYC	415	RN9YC	.028
1.8L L4, 1780CC											
1985			9804	RN8WYPB3	7415	RN9PYP	3415	RN9PYC	415	RN9YC	.032
1984			9804	RN8WYPB3	7415	RN9PYP	3415	RN9PYC	415	RN9YC	.028
2.2L L5, 2144CC											
1984-1983			9804	RN8WYPB3	7415	RN9PYP	3415	RN9PYC	415	RN9YC	.028
2.2L L5, 2226CC											
1988-1985			9804	RN8WYPB3	7415	RN9PYP	3415	RN9PYC	415	RN9YC	.032
R32											
3.2L V6, 3189CC											
2008			9702³	KA7ZWYPB4	---	---	---	---	---	---	.040
RABBIT											
1.5L L4, 1457CC											
1980-1979			---	---	---	---	3322	RN14PMC3	302	N11YC	.028
1978			---	---	---	---	---	---	302	N11YC	.028
1.5L L4, 1471CC											
1980-1977		DIESEL	---	---	---	---	---	---	160¹	CH60	
1975		GAS	---	---	---	---	3322	RN14PMC3	302	N11YC	.028
1.6L L4, 1588CC											
1984-1982		DIESEL	---	---	---	---	---	---	198¹	CH260	
1981		DIESEL	---	---	---	---	---	---	160¹	CH60	
1980		GAS	---	---	---	---	3322	RN14PMC3	302	N11YC	.028
1977-1976		GAS	---	---	---	---	3322	RN14PMC3	302	N11YC	.028
1.7L L4, 1715CC											
1984-1981			9804	RN8WYPB3	7415	RN9PYP	3415	RN9PYC	415	RN9YC	.028
1.8L L4, 1780CC											
1984-1983			9804	RN8WYPB3	7415	RN9PYP	3415	RN9PYC	415	RN9YC	.028

¹Electrical overload voids warranty; ²Multi-Ground Plug; ³Low-Ohm Design



Year	Engine VIN	Notes	CHAMPION Iridium		Double Platinum		Platinum Power		Copper Plus		Gap
			Stk #	Plug Type	Stk #	Plug Type	Stk #	Plug Type	Stk #	Plug Type	
VOLKSWAGEN (cont)											
RABBIT											
2.5L L5, 2480CC											
2009-2006			9000	RC10ZWYPB4	7000	RC10ZPYB4	---	---	---	---	.040
RABBIT CONVERTIBLE											
1.6L L4, 1588CC											
1980			---	---	---	---	3322	RN14PMC3	302	N11YC	.028
1.7L L4, 1715CC											
1983-1981			9804	RN8WYPB3	7415	RN9PYP	3415	RN9PYC	415	RN9YC	.028
1.8L L4, 1780CC											
1984			9804	RN8WYPB3	7415	RN9PYP	3415	RN9PYC	415	RN9YC	.028
RABBIT PICKUP											
1.5L L4, 1457CC											
1980			---	---	---	---	3322	RN14PMC3	302	N11YC	.028
1.6L L4, 1588CC											
1983-1982			---	---	---	---	---	---	198¹	CH260	
1981			---	---	---	---	---	---	160¹	CH60	
1980			---	---	---	---	3322	RN14PMC3	302	N11YC	.028
1.7L L4, 1715CC											
1983-1981			9804	RN8WYPB3	7415	RN9PYP	3415	RN9PYC	415	RN9YC	.028
ROUTAN											
3.6L V6, 3604CC											
2012-2011			9407	RER8ZWYCB4	---	---	---	---	---	---	.044
3.8L V6, 3778CC											
2010-2009			9440	RE14WLPB5	7440	RE14PLP5	---	---	---	---	.050
4.0L V6, 3952CC											
2010-2009			9034	RC12WEPB5	7034	RC12PEPB5	3034	RC12PEC5	---	---	.052
SCIROCCO											
1.5L L4, 1457CC											
1978			---	---	---	---	3322	RN14PMC3	302	N11YC	.028
1.5L L4, 1471CC											
1975			---	---	---	---	3322	RN14PMC3	302	N11YC	.028
1.6L L4, 1588CC											
1980-1979			---	---	---	---	3322	RN14PMC3	302	N11YC	.028
1977-1976			---	---	---	---	3322	RN14PMC3	302	N11YC	.028
1.7L L4, 1715CC											
1983-1981			9804	RN8WYPB3	7415	RN9PYP	3415	RN9PYC	415	RN9YC	.028
1.8L L4, 1780CC											
1989	A		---	---	7344	RC9PYP	---	---	---	---	.028
	A		---	---	---	---	3344	RC9PYC	344	RC9YC	.032
	B		9804	RN8WYPB3	7415	RN9PYP	3415	RN9PYC	415	RN9YC	.028
1988	A		---	---	7344	RC9PYP	3344	RC9PYC	344	RC9YC	.032
	B		9804	RN8WYPB3	7415	RN9PYP	---	---	415	RN9YC	.032
	C		---	---	7344	RC9PYP	3344	RC9PYC	344	RC9YC	.032
1987	A		9804	RN8WYPB3	7415	RN9PYP	3415	RN9PYC	415	RN9YC	.032
	B		---	---	7344	RC9PYP	3344	RC9PYC	344	RC9YC	.032
	C		9804	RN8WYPB3	7415	RN9PYP	3415	RN9PYC	415	RN9YC	.032
1986-1985			9804	RN8WYPB3	7415	RN9PYP	3415	RN9PYC	415	RN9YC	.032
1984			9804	RN8WYPB3	7415	RN9PYP	3415	RN9PYC	415	RN9YC	.028
SQUAREBACK											
1.6L H4, 1584CC											
1973-1967			---	---	---	---	---	---	327	RL87YC	.024
SUPER BEETLE											
1.6L H4, 1584CC											
1980-1971			---	---	---	---	---	---	327	RL87YC	.024
THING											
1.6L H4, 1584CC											
1974-1973			---	---	---	---	---	---	327	RL87YC	.024

¹Electrical overload voids warranty



Year	Engine	Notes	CHAMPION Iridium		Double Platinum		Platinum Power		Copper Plus		Gap
	VIN		Stk #	Plug Type	Stk #	Plug Type	Stk #	Plug Type	Stk #	Plug Type	
VOLKSWAGEN (cont)											
TIGUAN											
2.0L L4, 1984CC											
2015-2009			9770	RC7WYPB3	---	---	3068	RC7PYCB	444	RC7YC3	.032
TOUAREG											
3.0L V6, 2995CC											
2014-2011		ELECTRIC/GAS	9770	RC7WYPB3	---	---	---	---	---	---	.032
3.2L V6, 3189CC											
2006-2005			9702 ³	KA7ZWYPB4	---	---	---	---	---	---	.040
3.2L V6, 3200CC											
2005-2004			9702 ³	KA7ZWYPB4	---	---	---	---	---	---	.040
3.6L V6, 3597CC											
2014-2007			9407	RER8ZWYCB4	---	---	---	---	---	---	.036
4.2L V8, 4163CC											
2007			9201	RC12WYPB4	7071	RC12PYP	3071	RC12PYC	353 ²	RC89TMC	.032
4.2L V8, 4172CC											
2007	AXQ		9201	RC12WYPB4	7071	RC12PYP	3071	RC12PYC	353 ²	RC89TMC	.032
2006-2004			9201	RC12WYPB4	7070	RC11PYPB4	3071	RC12PYC	353 ²	RC89TMC	.032
TRANSPORTER											
1.5L H4, 1457CC											
1967			---	---	---	---	---	---	327	RL87YC	.024
1.6L H4, 1584CC											
1971-1968			---	---	---	---	---	---	327	RL87YC	.024
1.7L H4, 1679CC											
1973-1972			---	---	---	---	3322	RN14PMC3	302	N11YC	.024
1.8L H4, 1795CC											
1975-1974			---	---	---	---	3322	RN14PMC3	302	N11YC	.024
1.9L H4, 1915CC											
1985			---	---	---	---	3322	RN14PMC3	302	N11YC	.032
2.0L H4, 1970CC											
1979-1976			---	---	---	---	3322	RN14PMC3	302	N11YC	.028
2.1L H4, 2109CC											
1991-1987			---	---	---	---	3322	RN14PMC3	302	N11YC	.032
1986			---	---	---	---	3322	RN14PMC3	302	N11YC	.028
2.5L L5, 2459CC											
1993-1992			---	---	---	---	3322	RN14PMC3	302	N11YC	.032
VANAGON											
1.6L L4, 1588CC											
1984-1982		DIESEL	---	---	---	---	---	---	198 ¹	CH260	
1.9L H4, 1915CC											
1985-1983			---	---	---	---	3322	RN14PMC3	302	N11YC	.028
2.0L H4, 1970CC											
1983-1980			---	---	---	---	3322	RN14PMC3	302	N11YC	.028
2.1L H4, 2109CC											
1991-1986			---	---	---	---	3322	RN14PMC3	302	N11YC	.028
VOLVO											
122											
1.8L L4, 1780CC											
1968-1967			---	---	---	---	---	---	929	RL95YC	.028
142											
1.8L L4, 1780CC											
1968			---	---	---	---	---	---	929	RL95YC	.028
2.0L L4, 1986CC											
1974-1969			---	---	---	---	---	---	929	RL95YC	.028
2.0L L4, 1990CC											
1974-1969			---	---	---	---	---	---	929	RL95YC	.028
144											
1.8L L4, 1780CC											
1968-1967			---	---	---	---	---	---	929	RL95YC	.028

¹Electrical overload voids warranty; ²Multi-Ground Plug; ³Low-Ohm Design



Year	Engine		CHAMPION Iridium		Double Platinum		Platinum Power		Copper Plus		Gap
	VIN	Notes	Stk #	Plug Type	Stk #	Plug Type	Stk #	Plug Type	Stk #	Plug Type	
VOLVO (cont)											
144											
2.0L L4, 1986CC											
1974-1969			---	---	---	---	---	---	929	RL95YC	.028
2.0L L4, 1990CC											
1974-1969			---	---	---	---	---	---	929	RL95YC	.028
145											
1.8L L4, 1780CC											
1968			---	---	---	---	---	---	929	RL95YC	.028
2.0L L4, 1986CC											
1974-1969			---	---	---	---	---	---	929	RL95YC	.028
2.0L L4, 1990CC											
1974-1969			---	---	---	---	---	---	929	RL95YC	.028
164											
3.0L L6, 2980CC											
1975-1969			---	---	---	---	---	---	929	RL95YC	.028
1800											
1.8L L4, 1780CC											
1967			---	---	---	---	---	---	929	RL95YC	.028
2.0L L4, 1986CC											
1973-1969			---	---	---	---	---	---	929	RL95YC	.028
2.0L L4, 1990CC											
1973-1970			---	---	---	---	---	---	929	RL95YC	.028
240											
2.3L L4, 2316CC											
1993-1990			9804	RN8WYPB3	7415	RN9PYP	3415	RN9PYC	415	RN9YC	.028
242											
2.0L L4, 1990CC											
1975			---	---	---	---	---	---	929	RL95YC	.028
2.1L L4, 2127CC											
1984-1983			9804	RN8WYPB3	7415	RN9PYP	3415	RN9PYC	415	RN9YC	.028
1982-1981		Nat. Asp.	---	---	---	---	3415	RN9PYC	415	RN9YC	.028
		Turbo	9804	RN8WYPB3	7415	RN9PYP	3415	RN9PYC	415	RN9YC	.028
1980			---	---	---	---	3415	RN9PYC	415	RN9YC	.028
1979			---	---	---	---	3415	RN9PYC	300	N9YC	.030
1978-1976			---	---	---	---	3415	RN9PYC	300	N9YC	.028
2.3L L4, 2316CC											
1984-1983			9804	RN8WYPB3	7415	RN9PYP	3415	RN9PYC	415	RN9YC	.028
1982-1981			---	---	---	---	3415	RN9PYC	300	N9YC	.028
244											
2.0L L4, 1990CC											
1975			---	---	---	---	---	---	929	RL95YC	.028
2.1L L4, 2127CC											
1985-1983			9804	RN8WYPB3	7415	RN9PYP	3415	RN9PYC	415	RN9YC	.028
1982	B21FT	Turbo	9804	RN8WYPB3	7415	RN9PYP	3415	RN9PYC	415	RN9YC	.028
	B21F	Nat. Asp.	---	---	---	---	3415	RN9PYC	300	N9YC	.028
1981-1980			---	---	---	---	3415	RN9PYC	300	N9YC	.028
1979			---	---	---	---	3415	RN9PYC	300	N9YC	.030
1978-1976			---	---	---	---	3415	RN9PYC	300	N9YC	.028
2.3L L4, 2316CC											
1989-1982			9804	RN8WYPB3	7415	RN9PYP	3415	RN9PYC	415	RN9YC	.028
1981			---	---	---	---	3415	RN9PYC	300	N9YC	.028
2.4L L6, 2383CC											
1984-1982		DIESEL	---	---	---	---	---	---	198 ¹	CH260	
245											
2.0L L4, 1990CC											
1975			---	---	---	---	---	---	929	RL95YC	.028
2.1L L4, 2127CC											
1985-1983			9804	RN8WYPB3	7415	RN9PYP	3415	RN9PYC	415	RN9YC	.028

¹Electrical overload voids warranty



Year	Engine	Notes	CHAMPION Iridium		Double Platinum		Platinum Power		Copper Plus		Gap
	VIN		Stk #	Plug Type	Stk #	Plug Type	Stk #	Plug Type	Stk #	Plug Type	
VOLVO (cont)											
245 (cont)											
2.1L L4, 2127CC (cont)											
1982-1981	B21FT	Turbo	9804	RN8WYPB3	7415	RN9PYP	3415	RN9PYC	415	RN9YC	.028
	B21F	Nat. Asp.	---	---	---	---	3415	RN9PYC	300	N9YC	.028
1980			---	---	---	---	3415	RN9PYC	300	N9YC	.028
1979			---	---	---	---	3415	RN9PYC	300	N9YC	.030
1978-1976			---	---	---	---	3415	RN9PYC	300	N9YC	.028
2.3L L4, 2316CC											
1989-1983			9804	RN8WYPB3	7415	RN9PYP	3415	RN9PYC	415	RN9YC	.028
1982-1981			---	---	---	---	3415	RN9PYC	300	N9YC	.028
2.4L L6, 2383CC											
1984-1982			---	---	---	---	---	---	198 ¹	CH260	
262											
2.7L V6, 2673CC											
1979-1978			---	---	---	---	---	---	304	RS9YC	.028
1976			---	---	---	---	---	---	304	RS9YC	.028
2.8L V6, 2849CC											
1981-1980			---	---	---	---	---	---	304	RS9YC	.028
264											
2.1L L4, 2127CC											
1981-1980			---	---	---	---	3322	RN14PMC3	302	N11YC	.028
2.7L V6, 2673CC											
1979-1976			---	---	---	---	---	---	304	RS9YC	.028
2.8L V6, 2849CC											
1982-1980			---	---	---	---	---	---	304	RS9YC	.028
265											
2.7L V6, 2673CC											
1979-1976			---	---	---	---	---	---	304	RS9YC	.028
2.8L V6, 2849CC											
1981-1980			---	---	---	---	---	---	304	RS9YC	.028
544											
1.8L L4, 1780CC											
1967			---	---	---	---	---	---	929	RL95YC	.028
740											
2.3L L4, 2316CC											
1992-1985			9804	RN8WYPB3	7415	RN9PYP	3415	RN9PYC	415	RN9YC	.028
2.4L L6, 2377CC											
1986		DIESEL	---	---	---	---	---	---	198 ¹	CH260	
745											
2.3L L4, 2316CC											
1985			9804	RN8WYPB3	7415	RN9PYP	3415	RN9PYC	415	RN9YC	.028
2.4L L6, 2383CC											
1985		DIESEL	---	---	---	---	---	---	198 ¹	CH260	
760											
2.3L L4, 2316CC											
1990-1984			9804	RN8WYPB3	7415	RN9PYP	3415	RN9PYC	415	RN9YC	.028
2.4L L6, 2377CC											
1985		DIESEL	---	---	---	---	---	---	198 ¹	CH260	
2.4L L6, 2383CC											
1984-1983		DIESEL	---	---	---	---	---	---	198 ¹	CH260	
2.8L V6, 2849CC											
1990-1983			---	---	---	---	---	---	304	RS9YC	.028
780											
2.3L L4, 2316CC											
1991-1989			9804	RN8WYPB3	7415	RN9PYP	3415	RN9PYC	415	RN9YC	.028
2.8L V6, 2849CC											
1990-1987			---	---	---	---	---	---	304	RS9YC	.028

¹Electrical overload voids warranty



Year	Engine VIN	Notes	Iridium		Double Platinum		Platinum Power		Copper Plus		Gap
			Stk #	Plug Type	Stk #	Plug Type	Stk #	Plug Type	Stk #	Plug Type	
VOLVO (cont)											
850											
2.3L L5, 2319CC											
1997-1996			9801	RC8WYPB3	7340	RC7PYPB4	3068	RC7PYCB	444	RC7YC3	.028
1995			9801	RC8WYPB3	---	---	---	---	---	---	.028
			---	---	7340	RC7PYPB4	3068	RC7PYCB	444	RC7YC3	.028
1994			---	---	7340	RC7PYPB4	3068	RC7PYCB	444	RC7YC3	.028
2.4L L5, 2435CC											
1997		Nat. Asp.	9013	RC10WMB3	---	---	3344	RC9PYC	354²	RC10DMC	.028
		Turbo	---	---	7344	RC9PYP	---	---	344	RC9YC	.028
1996-1995			9013	RC10WMB3	7344	RC9PYP	3344	RC9PYC	354²	RC10DMC	.028
1994-1993			9013	RC10WMB3	7344	RC9PYP	3344	RC9PYC	335	RC10YC4	.028
940											
2.3L L4, 2316CC											
1995-1991			9804	RN8WYPB3	7415	RN9PYP	3415	RN9PYC	415	RN9YC	.028
C30											
2.4L L5, 2435CC											
2010-2007			9030	REC8WYPB3	7975	REC10PYPB4	---	---	975	REC10YC4	.024
2.5L L5, 2521CC											
2013-2007			9030	REC8WYPB3	7975	REC10PYPB4	---	---	975	REC10YC4	.027
C70											
2.3L L5, 2319CC											
2004-1998			9801	RC8WYPB3	7344	RC9PYP	3344	RC9PYC	337	RC8YC	.030
2.4L L5, 2435CC											
2004-2003			9801	RC8WYPB3	7545	RC8PYPB4	3344	RC9PYC	337	RC8YC	.030
2002			---	---	7545	RC8PYPB4	3344	RC9PYC	337	RC8YC	.030
2001-1998			---	---	7545	RC8PYPB4	3344	RC9PYC	337	RC8YC	.028
2.5L L5, 2521CC											
2013-2006			9030	REC8WYPB3	7975	REC10PYPB4	---	---	975	REC10YC4	.027
DL											
2.1L L4, 2127CC											
1984			9804	RN8WYPB3	7415	RN9PYP	3415	RN9PYC	415	RN9YC	.028
GLE											
2.3L L4, 2316CC											
1984			9804	RN8WYPB3	7415	RN9PYP	3415	RN9PYC	415	RN9YC	.028
S40											
1.9L L4, 1948CC											
2004-2000			9801	RC8WYPB3	7545	RC8PYPB4	---	---	337	RC8YC	.030
2.4L L5, 2435CC											
2010-2005			9030	REC8WYPB3	7975	REC10PYPB4	---	---	975	REC10YC4	.024
2004			9030	REC8WYPB3	7545	RC8PYPB4	---	---	975	REC10YC4	.032
2.5L L5, 2521CC											
2011-2005			9030	REC8WYPB3	7975	REC10PYPB4	---	---	975	REC10YC4	.027
2004			9030	REC8WYPB3	7545	RC8PYPB4	---	---	975	REC10YC4	.032
S60											
2.3L L5, 2319CC											
2004-2001			9801	RC8WYPB3	7545	RC8PYPB4	3344	RC9PYC	337	RC8YC	.030
2.4L L5, 2435CC											
2009-2006			9030	REC8WYPB3	7975	REC10PYPB4	---	---	975	REC10YC4	.030
2005	B5244S6	Nat. Asp.	---	---	7344	RC9PYP	3344	RC9PYC	344	RC9YC	.030
	B5244S	Nat. Asp.	9801	RC8WYPB3	---	---	---	---	---	---	.028
	B5244S	Nat. Asp.	---	---	7344	RC9PYP	3344	RC9PYC	344	RC9YC	.028
	B5244T5	Turbo	9006	REC10WYPB4	7975	REC10PYPB4	---	---	975	REC10YC4	.030
2004			9801	RC8WYPB3	---	---	---	---	---	---	.028
			---	---	7344	RC9PYP	3344	RC9PYC	337	RC8YC	.028
2003	B5244S6	Nat. Asp.	9801	RC8WYPB3	7344	RC9PYP	3344	RC9PYC	344	RC9YC	.030
	B5244S	Nat. Asp.	9801	RC8WYPB3	---	---	---	---	---	---	.028
	B5244S	Nat. Asp.	---	---	7344	RC9PYP	3344	RC9PYC	344	RC9YC	.028
	B5244T3	Turbo	9801	RC8WYPB3	7344	RC9PYP	3344	RC9PYC	---	---	.030
	B5244T3	Turbo	---	---	---	---	---	---	337	RC8YC	.030

²Multi-Ground Plug



Year	Engine	Notes	CHAMPION Iridium		Double Platinum		Platinum Power		Copper Plus		Gap
	VIN		Stk #	Plug Type	Stk #	Plug Type	Stk #	Plug Type	Stk #	Plug Type	
VOLVO (cont)											
S60 (cont)											
2.4L L5, 2435CC (cont)											
2002	B5244S	Nat. Asp.	9801	RC8WYPB3	---	---	---	---	---	---	.028
	B5244S	Nat. Asp.	---	---	7344	RC9PYP	3344	RC9PYC	344	RC9YC	.028
	B5244T3	Turbo	9801	RC8WYPB3	---	---	3344	RC9PYC	---	---	.030
	B5244T3	Turbo	---	---	7344	RC9PYP	---	---	337	RC8YC	.030
2001	B5244S	Nat. Asp.	9801	RC8WYPB3	---	---	---	---	---	---	.028
	B5244S	Nat. Asp.	---	---	7344	RC9PYP	3344	RC9PYC	344	RC9YC	.028
	B5244T3	Turbo	---	---	---	---	3344	RC9PYC	---	---	.030
	B5244T3	Turbo	9801	RC8WYPB3	7344	RC9PYP	---	---	337	RC8YC	.030
2.5L L5, 2521CC											
2015-2012			9030	REC8WYPB3	7975	REC10PYPB4	---	---	975	REC10YC4	.030
2009-2008			9801	RC8WYPB3	7344	RC9PYP	---	---	344	RC9YC	.030
2007-2006	B5254T2		---	---	7344	RC9PYP	3344	RC9PYC	344	RC9YC	.028
	B5254T2		9801	RC8WYPB3	---	---	---	---	---	---	.030
	B5254T4		9030	REC8WYPB3	7975	REC10PYPB4	---	---	975	REC10YC4	.030
2005	B5254T2		---	---	7344	RC9PYP	3344	RC9PYC	344	RC9YC	.028
	B5254T2		9801	RC8WYPB3	---	---	---	---	---	---	.030
	B5254T4		9006	REC10WYPB4	7975	REC10PYPB4	---	---	975	REC10YC4	.030
2004	B5254T2		---	---	7344	RC9PYP	3344	RC9PYC	344	RC9YC	.028
	B5254T2		9801	RC8WYPB3	---	---	---	---	---	---	.030
	B5254T4		9030	REC8WYPB3	7975	REC10PYPB4	---	---	975	REC10YC4	.030
2003			9801	RC8WYPB3	---	---	---	---	---	.030	
3.0L L6, 2953CC											
2015-2011			9030	REC8WYPB3	7975	REC10PYPB4	---	---	975	REC10YC4	.028
S70											
2.3L L5, 2319CC											
2000-1998			9801	RC8WYPB3	7344	RC9PYP	3344	RC9PYC	344	RC9YC	.030
2.4L L5, 2435CC											
2000-1998			9001	RC10WYPB4	7546	RC10PYPB4	3346	RC10PYC	346	RC10YC4	.028
S80											
2.5L L5, 2521CC											
2006-2004			9801	RC8WYPB3	---	---	---	---	---	---	.028
2.8L L6, 2798CC											
2001			9801	RC8WYPB3	---	---	---	---	---	---	.030
2000-1999			9801	RC8WYPB3	7344	RC9PYP	3344	RC9PYC	337	RC8YC	.030
2.9L L6, 2917CC											
2005			9001	RC10WYPB4	---	---	---	---	---	---	.030
2004	B6294S2	Nat. Asp.	9001	RC10WYPB4	7344	RC9PYP	3344	RC9PYC	344	RC9YC	.030
	B6294T	Turbo	9801	RC8WYPB3	---	---	---	---	---	---	.030
2003-2002	B6294S	Nat. Asp.	9001	RC10WYPB4	7344	RC9PYP	3344	RC9PYC	344	RC9YC	.030
	B6294T	Turbo	9801	RC8WYPB3	---	---	---	---	---	---	.030
2001-1999			9001	RC10WYPB4	7344	RC9PYP	3344	RC9PYC	344	RC9YC	.030
3.0L L6, 2953CC											
2015-2009			9030	REC8WYPB3	7975	REC10PYPB4	---	---	975	REC10YC4	.028
2008			9006	REC10WYPB4	7975	REC10PYPB4	---	---	975	REC10YC4	.028
3.2L L6, 3192CC											
2014-2007			9030	REC8WYPB3	7975	REC10PYPB4	---	---	975	REC10YC4	.028
4.4L V8, 4414CC											
2010-2007			9806	RC8WMPB4	7545	RC8PYPB4	3344	RC9PYC	345	RC8YC4	.044
S90											
2.9L L6, 2917CC											
1998-1997			9201	RC12WYPB4	7071	RC12PYP	3071	RC12PYC	71	RC12YC	.030
V40											
1.9L L4, 1948CC											
2004			9801	RC8WYPB3	7545	RC8PYPB4	---	---	---	---	.032
2003-2000			9801	RC8WYPB3	7545	RC8PYPB4	---	---	---	---	.030
V50											
2.4L L5, 2435CC											



Year	Engine VIN	Notes	Iridium		Double Platinum		Platinum Power		Copper Plus		Gap
			Stk #	Plug Type	Stk #	Plug Type	Stk #	Plug Type	Stk #	Plug Type	
VOLVO (cont)											
V50 (cont)											
2.4L L5, 2435CC (cont)											
2010			9030	REC8WYPB3	---	---	---	---	975	REC10YC4	.024
2009-2005			9030	REC8WYPB3	7975	REC10PYPB4	---	---	975	REC10YC4	.024
2.5L L5, 2521CC											
2011-2005			9030	REC8WYPB3	7975	REC10PYPB4	---	---	975	REC10YC4	.027
V70											
2.3L L5, 2319CC											
2004-1998			9801	RC8WYPB3	7545	RC8PYPB4	3344	RC9PYC	---	---	.030
2.4L L5, 2435CC											
2007			---	---	7545	RC8PYPB4	3344	RC9PYC	345	RC8YC4	.028
2006	B5244S6		9801	RC8WYPB3	7545	RC8PYPB4	3344	RC9PYC	345	RC8YC4	.030
	B5244S		---	---	7545	RC8PYPB4	3344	RC9PYC	345	RC8YC4	.028
2005	B5244S6	Nat. Asp.	9801	RC8WYPB3	7545	RC8PYPB4	3344	RC9PYC	345	RC8YC4	.030
	B5244S	Nat. Asp.	---	---	7545	RC8PYPB4	3344	RC9PYC	345	RC8YC4	.028
	B5244T5	Turbo	9801	RC8WYPB3	---	---	---	---	---	---	.030
2004			---	---	7545	RC8PYPB4	3344	RC9PYC	345	RC8YC4	.028
2003	B5244S6	Nat. Asp.	9801	RC8WYPB3	7545	RC8PYPB4	3344	RC9PYC	345	RC8YC4	.030
	B5244S	Nat. Asp.	---	---	7545	RC8PYPB4	3344	RC9PYC	345	RC8YC4	.028
	B5244T3	Turbo	9801	RC8WYPB3	---	---	---	---	---	---	.030
2002	B5244S	Nat. Asp.	---	---	7545	RC8PYPB4	3344	RC9PYC	345	RC8YC4	.028
	B5244T3	Turbo	9801	RC8WYPB3	---	---	---	---	---	---	.030
2001	B5244S	Nat. Asp.	---	---	7545	RC8PYPB4	3344	RC9PYC	345	RC8YC4	.028
	B5244T3	Turbo	9801	RC8WYPB3	---	---	---	---	---	---	.030
2000			---	---	7344	RC9PYP	3344	RC9PYC	345	RC8YC4	.028
1999			---	---	7545	RC8PYPB4	3344	RC9PYC	345	RC8YC4	.028
1998			---	---	7344	RC9PYP	3344	RC9PYC	345	RC8YC4	.028
2.5L L5, 2521CC											
2007			9030	REC8WYPB3	7975	REC10PYPB4	---	---	975	REC10YC4	.030
2006-2004	B5254T2		9801	RC8WYPB3	---	---	---	---	---	---	.028
	B5254T4		9030	REC8WYPB3	7975	REC10PYPB4	---	---	975	REC10YC4	.030
2003			9801	RC8WYPB3	---	---	---	---	---	---	.028
3.2L L6, 3192CC											
2010	B6324S2		9030	REC8WYPB3	7975	REC10PYPB4	---	---	975	REC10YC4	.030
	B6324S		9030	REC8WYPB3	7975	REC10PYPB4	---	---	975	REC10YC4	.030
2009-2008			9030	REC8WYPB3	7975	REC10PYPB4	---	---	975	REC10YC4	.030
V90											
2.9L L6, 2917CC											
1998-1997			9801	RC8WYPB3	7545	RC8PYPB4	3344	RC9PYC	345	RC8YC4	.030
XC60											
3.0L L6, 2953CC											
2014-2010			9030	REC8WYPB3	7975	REC10PYPB4	---	---	975	REC10YC4	.028
3.2L L6, 3192CC											
2014-2010			9030	REC8WYPB3	7975	REC10PYPB4	---	---	975	REC10YC4	.028
XC70											
2.5L L5, 2521CC											
2007-2003			9801	RC8WYPB3	---	---	---	---	---	---	.028
3.0L L6, 2953CC											
2015-2014			9030	REC8WYPB3	7975	REC10PYPB4	---	---	975	REC10YC4	.028
2013-2009			---	---	7975	REC10PYPB4	---	---	975	REC10YC4	.028
			9030	REC8WYPB3	---	---	---	---	---	---	.028
3.2L L6, 3192CC											
2015-2012			9030	REC8WYPB3	7975	REC10PYPB4	---	---	975	REC10YC4	.028
2011-2008			---	---	7975	REC10PYPB4	---	---	975	REC10YC4	.028
			9030	REC8WYPB3	---	---	---	---	---	---	.028
XC90											
2.5L L5, 2521CC											
2006-2003			9801	RC8WYPB3	---	---	---	---	---	---	.028



Year	Engine	Notes	CHAMPION Iridium		Double Platinum		Platinum Power		Copper Plus		Gap
	VIN		Stk #	Plug Type	Stk #	Plug Type	Stk #	Plug Type	Stk #	Plug Type	
VOLVO (cont)											
XC90											
2.9L L6, 2917CC											
2005-2003			9801	RC8WYPB3	---	---	---	---	---	---	.030
3.2L L6, 3192CC											
2014-2011			9030	REC8WYPB3	7975	REC10PYPB4	---	---	975	REC10YC4	.028
2010-2008			---	---	7975	REC10PYPB4	---	---	975	REC10YC4	.028
			9030	REC8WYPB3	---	---	---	---	---	---	.028
2007			---	---	7975	REC10PYPB4	---	---	975	REC10YC4	.028
			9006	REC10WYPB4	---	---	---	---	---	---	.028
4.4L V8, 4414CC											
2011-2007			9806	RC8WMPB4	7545	RC8PYPB4	3344	RC9PYC	345	RC8YC4	.044
2006-2005			9806	RC8WMPB4	---	---	---	---	---	---	.044
WORKHORSE											
FASTRACK FT1061											
4.8L V8, 294 CID											
2005			9404	RS14WYPB5	7940	RS14PYPB5	3013	RS14PYC6	13	RS14YC6	.060
FASTRACK FT1261											
4.8L V8, 294 CID											
2005			9404	RS14WYPB5	7940	RS14PYPB5	3013	RS14PYC6	13	RS14YC6	.060
5.7L V8, 350 CID											
2005			9404	RS14WYPB5	7940	RS14PYPB5	3013	RS14PYC6	13	RS14YC6	.060
FASTRACK FT1461											
4.8L V8, 294 CID											
2005			9404	RS14WYPB5	7940	RS14PYPB5	3013	RS14PYC6	13	RS14YC6	.060
5.7L V8, 350 CID											
2005			9404	RS14WYPB5	7940	RS14PYPB5	3013	RS14PYC6	13	RS14YC6	.060
6.0L V8, 364 CID											
2005			9404	RS14WYPB5	7940	RS14PYPB5	3013	RS14PYC6	13	RS14YC6	.060
FASTRACK FT1601											
4.8L V8, 294 CID											
2005			9404	RS14WYPB5	7940	RS14PYPB5	3013	RS14PYC6	13	RS14YC6	.060
5.7L V8, 350 CID											
2005			9404	RS14WYPB5	7940	RS14PYPB5	3013	RS14PYC6	13	RS14YC6	.060
FASTRACK FT1801											
6.0L V8, 364 CID											
2005			9404	RS14WYPB5	7940	RS14PYPB5	3013	RS14PYC6	13	RS14YC6	.060
P30											
5.7L V8, 350 CID											
2005-2000			9404	RS14WYPB5	7940	RS14PYPB5	3013	RS14PYC6	13	RS14YC6	.060
YUGO											
CABRIO											
1.3L L4, 1301CC											
1992-1990			---	---	---	---	3322	RN14PMC3	322	RN11YC4	.024
GV											
1.1L L4, 1116CC											
1989-1987			---	---	---	---	3322	RN14PMC3	322	RN11YC4	.024
1986			---	---	---	---	3322	RN14PMC3	322	RN11YC4	.028
1.3L L4, 1301CC											
1992-1990			---	---	---	---	3322	RN14PMC3	322	RN11YC4	.024
GVL											
1.1L L4, 1116CC											
1989-1988			---	---	---	---	3322	RN14PMC3	322	RN11YC4	.024
GVS											
1.1L L4, 1116CC											
1988			---	---	---	---	3322	RN14PMC3	322	RN11YC4	.024



AUTOMOBILES, VANS, TRUCKS
 VOITURES, FOURGONNETTES ET CAMIONS
 AUTOMÓVILES, FURGONETAS, CAMIONES



Year	Engine	Notes	Iridium		Double Platinum		Platinum Power		Copper Plus		Gap
	VIN		Stk #	Plug Type	Stk #	Plug Type	Stk #	Plug Type	Stk #	Plug Type	
YUGO (cont)											
GVX											
1.3L L4, 1301CC											
1989-1988			---	---	---	---	3322	RN14PMC3	322	RN11YC4	.024



Year	Engine	Notes	CHAMPION Iridium		Double Platinum		Platinum Power		Copper Plus		Gap
	VIN		Stk #	Plug Type	Stk #	Plug Type	Stk #	Plug Type	Stk #	Plug Type	
CHEVROLET											
B60											
5.7L V8, 350 CID											
1990-1986	A	Nat. Asp. GAS	---	---	---	---	3025	RV19PMC	113	RV12C	.044
1985-1984	A	CARB Nat. Asp. GAS	---	---	---	---	3025	RV19PMC	113	RV12C	.044
1983-1980	A	Nat. Asp. GAS	---	---	---	---	3025	RV19PMC	113	RV12C	.044
6.0L V8, 366 CID											
1991-1990	B	Nat. Asp. GAS	---	---	---	---	3025	RV19PMC	25	RV17YC	.036
1989-1987	B	CARB Nat. Asp. GAS	---	---	---	---	3025	RV19PMC	113	RV12C	.044
1986	B	Nat. Asp. GAS	---	---	7018	RV17PMP4	3018	RV17PMC4	121	RV8C	.044
1985-1984	B	CARB Nat. Asp. GAS	---	---	7018	RV17PMP4	3018	RV17PMC4	121	RV8C	.044
1983-1980	B	CARB Nat. Asp. GAS	---	---	7018	RV17PMP4	3018	RV17PMC4	113	RV12C	.044
7.0L V8, 427 CID											
1985-1984	E	CARB Nat. Asp. GAS	---	---	7018	RV17PMP4	3018	RV17PMC4	121	RV8C	.044
1983-1980	E	Nat. Asp. GAS	---	---	7018	RV17PMP4	3018	RV17PMC4	121	RV8C	.044
B7											
6.0L V8, 366 CID											
1998-1995	P	FI Nat. Asp. GAS	---	---	---	---	3025	RV19PMC	25	RV17YC	.036
1994-1993	P	Nat. Asp. GAS	---	---	---	---	3025	RV19PMC	25	RV17YC	.036
6.5L V8, 395 CID											
1998-1997		DIESEL	---	---	---	---	---	---	191 ¹	CH238	
7.0L V8, 427 CID											
1998-1994	M	Nat. Asp. GAS	---	---	7018	RV17PMP4	3018	RV17PMC4	18	RV15YC4	.036
7.4L V8, 454 CID											
2000-1999	D	Nat. Asp. GAS	9405	RS14WMPB4	7983	RS14PMPB5	3983	RS14PMCB5	13	RS14YC6	.060
8.1L V8, 496 CID											
2002-2001	G	Nat. Asp. GAS	---	---	7983	RS14PMPB5	3983	RS14PMCB5	---	---	.060
C3500HD											
5.7L V8, 350 CID											
1995-1991			---	---	7018	RV17PMP4	3018	RV17PMC4	---	---	.036
6.5L V8, 395 CID											
2002-1992		DIESEL	---	---	---	---	---	---	191 ¹	CH238	
7.4L V8, 454 CID											
2000-1996			9405	RS14WMPB4	---	---	---	---	13	RS14YC6	.060
1995-1991			---	---	---	---	3025	RV19PMC	25	RV17YC	.036
8.1L V8, 496 CID											
2002-2001			---	---	7983	RS14PMPB5	3983	RS14PMCB5	---	---	.050
C4500 KODIAK											
6.6L V8, 403 CID											
2009-2003		DIESEL	---	---	---	---	---	---	143	---	
8.1L V8, 496 CID											
2009-2003			---	---	7983	RS14PMPB5	3983	RS14PMCB5	---	---	.060
C50											
4.8L L6, 292 CID											
1986	T	CARB Nat. Asp. GAS	---	---	---	---	---	---	113	RV12C	.044
1985-1980	T	Nat. Asp. GAS	---	---	---	---	3025	RV19PMC	25	RV17YC	.035
5.7L V8, 350 CID											
1990-1987	A	CARB Nat. Asp. GAS	---	---	---	---	3025	RV19PMC	113	RV12C	.044
1986	A	CARB Nat. Asp. GAS	---	---	---	---	---	---	113	RV12C	.044
1985-1984	A	CARB Nat. Asp. GAS	---	---	---	---	3025	RV19PMC	113	RV12C	.044
1983-1980	A	Nat. Asp. GAS	---	---	---	---	3025	RV19PMC	113	RV12C	.044
C5500 KODIAK											
6.0L V8, 366 CID											
1991-1990	P	Nat. Asp. GAS	---	---	---	---	3025	RV19PMC	25	RV17YC	.036
6.6L V8, 403 CID											
2009-2003		DIESEL	---	---	---	---	---	---	143	---	
8.1L V8, 496 CID											
2009-2003			---	---	7983	RS14PMPB5	3983	RS14PMCB5	---	---	.060

¹Electrical overload voids warranty

**MEDIUM DUTY TRUCK**CAMIONS SEMI-LOURDS
CAMIONES SEMI-PESADOS

Year	Engine VIN	Notes	Iridium		Double Platinum		Platinum Power		Copper Plus		Gap
			Stk #	Plug Type	Stk #	Plug Type	Stk #	Plug Type	Stk #	Plug Type	
CHEVROLET (cont)											
C60											
4.8L L6, 292 CID											
1986	T	CARB Nat. Asp. GAS	---	---	---	---	---	---	113	RV12C	.044
1985-1980	T	Nat. Asp. GAS	---	---	---	---	3025	RV19PMC	25	RV17YC	.035
5.7L V8, 350 CID											
1990-1986	A	Nat. Asp. GAS	---	---	---	---	3025	RV19PMC	113	RV12C	.044
1985-1984	A	CARB Nat. Asp. GAS	---	---	---	---	3025	RV19PMC	113	RV12C	.044
1983-1980	A	Nat. Asp. GAS	---	---	---	---	3025	RV19PMC	113	RV12C	.044
6.0L V8, 366 CID											
1990	P	Nat. Asp. GAS	---	---	---	---	3025	RV19PMC	25	RV17YC	.036
1989	P	Nat. Asp. GAS	---	---	---	---	3025	RV19PMC	113	RV12C	.044
1988-1987	B	CARB Nat. Asp. GAS	---	---	---	---	3025	RV19PMC	113	RV12C	.044
1986	B	Nat. Asp. GAS	---	---	7018	RV17PMP4	3018	RV17PMC4	121	RV8C	.044
1985-1984	B	CARB Nat. Asp. GAS	---	---	7018	RV17PMP4	3018	RV17PMC4	121	RV8C	.044
1983-1980	B	CARB Nat. Asp. GAS	---	---	7018	RV17PMP4	3018	RV17PMC4	113	RV12C	.044
7.0L V8, 427 CID											
1990	E	CARB Nat. Asp. GAS	---	---	7018	RV17PMP4	3018	RV17PMC4	121	RV8C	.044
C60 KODIAK											
6.0L V8, 366 CID											
1996-1995	P	FI Nat. Asp. GAS	---	---	---	---	3025	RV19PMC	25	RV17YC	.036
1994-1990	P	Nat. Asp. GAS	---	---	---	---	3025	RV19PMC	25	RV17YC	.036
7.0L V8, 427 CID											
1996-1995	M	FI Nat. Asp. GAS	---	---	7018	RV17PMP4	3018	RV17PMC4	18	RV15YC4	.036
1994-1992	M	Nat. Asp. GAS	---	---	7018	RV17PMP4	3018	RV17PMC4	18	RV15YC4	.036
1991-1990	M	FI Nat. Asp. GAS	---	---	7018	RV17PMP4	3018	RV17PMC4	18	RV15YC4	.036
C6500 KODIAK											
6.0L V8, 366 CID											
1998-1997	P	FI Nat. Asp. GAS	---	---	---	---	3025	RV19PMC	25	RV17YC	.036
7.0L V8, 427 CID											
1998-1997	M	Nat. Asp. GAS	---	---	7018	RV17PMP4	3018	RV17PMC4	18	RV15YC4	.036
7.4L V8, 454 CID											
2000-1999	D	Nat. Asp. GAS	9405	RS14WMPB4	7983	RS14PMPB5	3983	RS14PMPB5	13	RS14YC6	.060
8.1L V8, 496 CID											
2009-2001			---	---	7983	RS14PMPB5	3983	RS14PMPB5	---	---	.060
C70											
6.0L V8, 366 CID											
1990	P	Nat. Asp. GAS	---	---	---	---	3025	RV19PMC	25	RV17YC	.036
1989	P	Nat. Asp. GAS	---	---	---	---	3025	RV19PMC	113	RV12C	.044
1988-1987	B	CARB Nat. Asp. GAS	---	---	---	---	3025	RV19PMC	113	RV12C	.044
1986	B	Nat. Asp. GAS	---	---	7018	RV17PMP4	3018	RV17PMC4	121	RV8C	.044
1985-1984	B	CARB Nat. Asp. GAS	---	---	7018	RV17PMP4	3018	RV17PMC4	121	RV8C	.044
1983-1980	B	CARB Nat. Asp. GAS	---	---	7018	RV17PMP4	3018	RV17PMC4	113	RV12C	.044
7.0L V8, 427 CID											
1990-1986	E	Nat. Asp. GAS	---	---	7018	RV17PMP4	3018	RV17PMC4	121	RV8C	.044
1985-1984	E	CARB Nat. Asp. GAS	---	---	7018	RV17PMP4	3018	RV17PMC4	121	RV8C	.044
1983-1980	E	Nat. Asp. GAS	---	---	7018	RV17PMP4	3018	RV17PMC4	121	RV8C	.044
7.4L V8, 454 CID											
1980	S	Nat. Asp. GAS	---	---	---	---	3025	RV19PMC	25	RV17YC	.045
C70 KODIAK											
6.0L V8, 366 CID											
1996-1995	P	FI Nat. Asp. GAS	---	---	---	---	3025	RV19PMC	25	RV17YC	.036
1994-1990	P	Nat. Asp. GAS	---	---	---	---	3025	RV19PMC	25	RV17YC	.036
7.0L V8, 427 CID											
1996-1990	M	Nat. Asp. GAS	---	---	7018	RV17PMP4	3018	RV17PMC4	18	RV15YC4	.036
C7500 KODIAK											
6.0L V8, 366 CID											
1998-1997	P	FI Nat. Asp. GAS	---	---	---	---	3025	RV19PMC	25	RV17YC	.036
7.0L V8, 427 CID											
1998-1997	M	Nat. Asp. GAS	---	---	7018	RV17PMP4	3018	RV17PMC4	18	RV15YC4	.036



Year	Engine	Notes	CHAMPION Iridium		Double Platinum		Platinum Power		Copper Plus		Gap
	VIN		Stk #	Plug Type	Stk #	Plug Type	Stk #	Plug Type	Stk #	Plug Type	
CHEVROLET (cont)											
C7500 KODIAK											
7.4L V8, 454 CID											
2000-1999	D	Nat. Asp. GAS	9405	RS14WMPB4	7983	RS14PMPB5	3983	RS14PMCB5	13	RS14YC6	.060
8.1L V8, 496 CID											
2009-2001			---	---	7983	RS14PMPB5	3983	RS14PMCB5	---	---	.060
P40											
4.3L V6, 262 CID											
1990-1985			---	---	7018	RV17PMP4	3018	RV17PMC4	18	RV15YC4	.035
4.8L L6, 292 CID											
1990-1986	T	Nat. Asp. GAS	---	---	---	---	3025	RV19PMC	113	RV12C	.044
1985-1980	T	Nat. Asp. GAS	---	---	---	---	3025	RV19PMC	25	RV17YC	.035
P6000											
6.0L V8, 366 CID											
1996-1992	P	Nat. Asp. GAS	---	---	---	---	3025	RV19PMC	25	RV17YC	.036
7.0L V8, 427 CID											
1996-1992	M	Nat. Asp. GAS	---	---	7018	RV17PMP4	3018	RV17PMC4	18	RV15YC4	.036
T6500											
6.0L V8, 366 CID											
1998-1997	P	FI Nat. Asp. GAS	---	---	---	---	3025	RV19PMC	25	RV17YC	.036
T7500											
6.0L V8, 366 CID											
1998-1997	P	FI Nat. Asp. GAS	---	---	---	---	3025	RV19PMC	25	RV17YC	.036
W3500 TILTMASER											
5.7L V8, 350 CID											
2003-1997	R	Nat. Asp. GAS	9404	RS14WYPB5	7940	RS14PYPB5	3018	RV17PMC4	13	RS14YC6	.060
1996	R	Nat. Asp. GAS	9404	RS14WYPB5	7940	RS14PYPB5	3013	RS14PYC6	13	RS14YC6	.060
1995	R	Nat. Asp. GAS	---	---	7018	RV17PMP4	3018	RV17PMC4	18	RV15YC4	.044
6.0L V8, 364 CID											
2008-2004			9405	RS14WMPB4	---	---	---	---	408	RS14YC	.040
W4500 TILTMASER											
5.7L V8, 350 CID											
2003-1998	R	Nat. Asp. GAS	9404	RS14WYPB5	7940	RS14PYPB5	3018	RV17PMC4	13	RS14YC6	.060
6.0L V8, 364 CID											
2010-2003			9405	RS14WMPB4	---	---	---	---	408	RS14YC	.040
FORD											
B600											
6.1L V8, 370 CID											
1989-1986	C	Nat. Asp. GAS	---	---	---	---	---	---	406	RV12YC	.044
	H	Nat. Asp. GAS	---	---	---	---	---	---	406	RV12YC	.044
1985-1984	C	CARB Nat. Asp. GAS	---	---	---	---	---	---	406	RV12YC	.044
	H	CARB Nat. Asp. GAS	---	---	---	---	---	---	406	RV12YC	.044
1983-1980	H	CARB Nat. Asp. GAS	---	---	---	---	---	---	406	RV12YC	.044
7.0L V8, 429 CID											
1989	K	Nat. Asp. GAS	---	---	---	---	---	---	406	RV12YC	.044
1988	C	Nat. Asp. GAS	---	---	---	---	---	---	406	RV12YC	.044
	K	Nat. Asp. GAS	---	---	---	---	---	---	406	RV12YC	.044
B700											
6.1L V8, 370 CID											
1989-1984	C	CARB Nat. Asp. GAS	---	---	---	---	---	---	406	RV12YC	.044
	H	CARB Nat. Asp. GAS	---	---	---	---	---	---	406	RV12YC	.044
1983	7	CARB Nat. Asp. LPG	---	---	---	---	---	---	406	RV12YC	.044
	C	CARB Nat. Asp. GAS	---	---	---	---	---	---	406	RV12YC	.044
1982-1981	H	CARB Nat. Asp. GAS	---	---	---	---	---	---	406	RV12YC	.044
	C	CARB Nat. Asp. GAS	---	---	---	---	---	---	406	RV12YC	.044
1980	H	CARB Nat. Asp. GAS	---	---	---	---	---	---	406	RV12YC	.044
	H	CARB Nat. Asp. GAS	---	---	---	---	---	---	406	RV12YC	.044


MEDIUM DUTY TRUCK

 CAMIONS SEMI-LOURDS
 CAMIONES SEMI-PESADOS


Year	Engine VIN	Notes	Iridium		Double Platinum		Platinum Power		Copper Plus		Gap
			Stk #	Plug Type	Stk #	Plug Type	Stk #	Plug Type	Stk #	Plug Type	
FORD (cont)											
B700											
7.0L V8, 429 CID											
1989	8	Nat. Asp. LPG	---	---	---	---	---	---	406	RV12YC	.044
	K	CARB Nat. Asp. GAS	---	---	---	---	---	---	406	RV12YC	.044
1988-1985	K	CARB Nat. Asp. GAS	---	---	---	---	---	---	406	RV12YC	.044
1984-1983	8	CARB Nat. Asp. LPG	---	---	---	---	---	---	406	RV12YC	.044
	K	CARB Nat. Asp. GAS	---	---	---	---	---	---	406	RV12YC	.044
1982-1980	K	CARB Nat. Asp. GAS	---	---	---	---	---	---	406	RV12YC	.044
C600											
6.1L V8, 370 CID											
1986-1980	H	CARB Nat. Asp. GAS	---	---	---	---	---	---	406	RV12YC	.044
C700											
6.1L V8, 370 CID											
1986-1980	H	CARB Nat. Asp. GAS	---	---	---	---	---	---	406	RV12YC	.044
7.0L V8, 429 CID											
1986-1980	K	CARB Nat. Asp. GAS	---	---	---	---	---	---	406	RV12YC	.044
C800											
6.1L V8, 370 CID											
1986-1980	H	CARB Nat. Asp. GAS	---	---	---	---	---	---	406	RV12YC	.044
7.0L V8, 429 CID											
1986-1980	K	CARB Nat. Asp. GAS	---	---	---	---	---	---	406	RV12YC	.044
F600											
6.1L V8, 370 CID											
1991-1986	H	Nat. Asp. GAS	---	---	---	---	---	---	406	RV12YC	.044
1985-1980	H	CARB Nat. Asp. GAS	---	---	---	---	---	---	406	RV12YC	.044
7.0L V8, 429 CID											
1994-1993	J	FI Nat. Asp. GAS	---	---	---	---	3036	---	---	---	.044
1992	J	Nat. Asp. GAS	---	---	---	---	3036	---	---	---	.044
1991	J	Nat. Asp. GAS	---	---	---	---	---	---	406	RV12YC	.044
	K	Nat. Asp. GAS	---	---	---	---	---	---	406	RV12YC	.044
1990-1986	K	Nat. Asp. GAS	---	---	---	---	---	---	406	RV12YC	.044
1985-1980	K	CARB Nat. Asp. GAS	---	---	---	---	---	---	406	RV12YC	.044
F650											
6.0L V8, 365 CID											
2008-2004	-	Turbo DIESEL	---	---	---	---	---	---	194 ¹	CH243	
6.8L V10, 415 CID											
2013	-	Nat. Asp. GAS	9406	RET8ZWMPB4	---	---	---	---	---	---	.044
7.3L V8, 444 CID											
2003-2000	-	FI Turbo DIESEL	---	---	---	---	---	---	190 ¹	CH237	
F700											
6.1L V8, 370 CID											
1991-1986	H	Nat. Asp. GAS	---	---	---	---	---	---	406	RV12YC	.044
1985-1980	H	CARB Nat. Asp. GAS	---	---	---	---	---	---	406	RV12YC	.044
7.0L V8, 429 CID											
1998-1993	J	FI Nat. Asp. GAS	---	---	---	---	3036	---	---	---	.044
1992	J	Nat. Asp. GAS	---	---	---	---	3036	---	---	---	.044
1991	J	Nat. Asp. GAS	---	---	---	---	---	---	406	RV12YC	.044
1990-1986	K	Nat. Asp. GAS	---	---	---	---	---	---	406	RV12YC	.044
1985-1980	K	CARB Nat. Asp. GAS	---	---	---	---	---	---	406	RV12YC	.044
F750											
6.0L V8, 365 CID											
2008-2004	-	Turbo DIESEL	---	---	---	---	---	---	194 ¹	CH243	
7.3L V8, 444 CID											
2003-2000	-	FI Turbo DIESEL	---	---	---	---	---	---	190 ¹	CH237	
F800											
6.1L V8, 370 CID											
1991-1986	H	Nat. Asp. GAS	---	---	---	---	---	---	406	RV12YC	.044
1985-1980	H	CARB Nat. Asp. GAS	---	---	---	---	---	---	406	RV12YC	.044

¹Electrical overload voids warranty



Year	Engine	Notes	CHAMPION Iridium		Double Platinum		Platinum Power		Copper Plus		Gap
	VIN		Stk #	Plug Type	Stk #	Plug Type	Stk #	Plug Type	Stk #	Plug Type	
FORD (cont)											
F800											
7.0L V8, 429 CID											
1998-1997	J	FI Nat. Asp. GAS	---	---	---	---	3036	---	---	---	.044
1990-1986	K	Nat. Asp. GAS	---	---	---	---	---	---	406	RV12YC	.044
1985-1980	K	CARB Nat. Asp. GAS	---	---	---	---	---	---	406	RV12YC	.044
FT800											
6.1L V8, 370 CID											
1990-1988	H	Nat. Asp. GAS	---	---	---	---	---	---	406	RV12YC	.044
1986	H	Nat. Asp. GAS	---	---	---	---	---	---	406	RV12YC	.044
1985-1980	H	CARB Nat. Asp. GAS	---	---	---	---	---	---	406	RV12YC	.044
7.0L V8, 429 CID											
1990-1988	K	Nat. Asp. GAS	---	---	---	---	---	---	406	RV12YC	.044
1986	K	Nat. Asp. GAS	---	---	---	---	---	---	406	RV12YC	.044
1985-1980	K	CARB Nat. Asp. GAS	---	---	---	---	---	---	406	RV12YC	.044
L800											
6.1L V8, 370 CID											
1985-1980	H	CARB Nat. Asp. GAS	---	---	---	---	---	---	406	RV12YC	.044
7.0L V8, 429 CID											
1985-1980	K	CARB Nat. Asp. GAS	---	---	---	---	---	---	406	RV12YC	.044
LN600											
6.1L V8, 370 CID											
1985-1980	H	CARB Nat. Asp. GAS	---	---	---	---	---	---	406	RV12YC	.044
LN700											
6.1L V8, 370 CID											
1985-1980	H	CARB Nat. Asp. GAS	---	---	---	---	---	---	406	RV12YC	.044
7.0L V8, 429 CID											
1985-1980	K	CARB Nat. Asp. GAS	---	---	---	---	---	---	406	RV12YC	.044
LN800											
6.1L V8, 370 CID											
1985-1980	H	CARB Nat. Asp. GAS	---	---	---	---	---	---	406	RV12YC	.044
7.0L V8, 429 CID											
1985-1980	K	CARB Nat. Asp. GAS	---	---	---	---	---	---	406	RV12YC	.044
GMC											
B6000											
5.7L V8, 350 CID											
1990-1986	A	Nat. Asp. GAS	---	---	---	---	3025	RV19PMC	113	RV12C	.044
1985-1980	A	CARB Nat. Asp. GAS	---	---	---	---	3025	RV19PMC	113	RV12C	.044
6.0L V8, 366 CID											
1991-1990	B	Nat. Asp. GAS	---	---	---	---	3025	RV19PMC	25	RV17YC	.036
1989-1987	B	Nat. Asp. GAS	---	---	---	---	3025	RV19PMC	113	RV12C	.044
1986	B	Nat. Asp. GAS	---	---	7018	RV17PMP4	3018	RV17PMC4	121	RV8C	.044
1985-1980	B	CARB Nat. Asp. GAS	---	---	7018	RV17PMP4	3018	RV17PMC4	121	RV8C	.044
7.0L V8, 427 CID											
1985-1980	E	CARB Nat. Asp. GAS	---	---	7018	RV17PMP4	3018	RV17PMC4	121	RV8C	.044
B7											
6.0L V8, 366 CID											
1998-1993	P	Nat. Asp. GAS	---	---	---	---	3025	RV19PMC	25	RV17YC	.036
6.5L V8, 395 CID											
1998-1997		DIESEL	---	---	---	---	---	---	191 ¹	CH238	
7.0L V8, 427 CID											
1998-1994	M	Nat. Asp. GAS	---	---	7018	RV17PMP4	3018	RV17PMC4	18	RV15YC4	.036
7.4L V8, 454 CID											
2000-1999	D	Nat. Asp. GAS	---	---	7983	RS14PMPB5	3983	RS14PMCB5	13	RS14YC6	.060
		GAS	9405	RS14WMPB4	---	---	---	---	---	---	.060
8.1L V8, 496 CID											
2002-2001	G	Nat. Asp. GAS	---	---	7983	RS14PMPB5	3983	RS14PMCB5	---	---	.060

¹Electrical overload voids warranty


MEDIUM DUTY TRUCK

 CAMIONS SEMI-LOURDS
 CAMIONES SEMI-PESADOS


Year	Engine VIN	Notes	Iridium		Double Platinum		Platinum Power		Copper Plus		Gap
			Stk #	Plug Type	Stk #	Plug Type	Stk #	Plug Type	Stk #	Plug Type	
GMC (cont)											
C3500HD											
5.7L V8, 350 CID											
1995-1991			---	---	---	---	---	---	18	RV15YC4	.035
			---	---	7018	RV17PMP4	3018	RV17PMC4	---	---	.036
6.5L V8, 395 CID											
2002-1992		DIESEL	---	---	---	---	---	---	191 ¹	CH238	
7.4L V8, 454 CID											
2000-1996			9405	RS14WMPB4	---	---	---	---	13	RS14YC6	.060
1995-1991			---	---	---	---	3025	RV19PMC	---	---	.036
8.1L V8, 496 CID											
2002-2001			---	---	7983	RS14PMPB5	3983	RS14PMCB5	---	---	.050
C4500 TOPKICK											
6.6L V8, 403 CID											
2009-2003		DIESEL	---	---	---	---	---	---	143	---	
8.1L V8, 496 CID											
2009-2003			---	---	7983	RS14PMPB5	3983	RS14PMCB5	---	---	.060
C5000											
4.8L L6, 292 CID											
1986	T	Nat. Asp. GAS	---	---	---	---	3025	RV19PMC	113	RV12C	.044
1985-1980	T	Nat. Asp. GAS	---	---	---	---	3025	RV19PMC	25	RV17YC	.035
5.7L V8, 350 CID											
1990-1986	A	Nat. Asp. GAS	---	---	---	---	3025	RV19PMC	113	RV12C	.044
1985-1980	A	CARB Nat. Asp. GAS	---	---	---	---	3025	RV19PMC	113	RV12C	.044
C5000 TOPKICK											
6.0L V8, 366 CID											
1991-1990	P	Nat. Asp. GAS	---	---	---	---	3025	RV19PMC	25	RV17YC	.036
C5500 TOPKICK											
6.6L V8, 403 CID											
2009-2003		DIESEL	---	---	---	---	---	---	143	---	
8.1L V8, 496 CID											
2009-2003			---	---	7983	RS14PMPB5	3983	RS14PMCB5	---	---	.060
C6000											
4.8L L6, 292 CID											
1986	T	Nat. Asp. GAS	---	---	---	---	3025	RV19PMC	113	RV12C	.044
1985-1980	T	Nat. Asp. GAS	---	---	---	---	3025	RV19PMC	25	RV17YC	.035
5.7L V8, 350 CID											
1990-1986	A	Nat. Asp. GAS	---	---	---	---	3025	RV19PMC	113	RV12C	.044
1985-1980	A	CARB Nat. Asp. GAS	---	---	---	---	3025	RV19PMC	113	RV12C	.044
6.0L V8, 366 CID											
1990	P	Nat. Asp. GAS	---	---	---	---	3025	RV19PMC	25	RV17YC	.036
1989	P	Nat. Asp. GAS	---	---	---	---	3025	RV19PMC	113	RV12C	.044
1988-1987	B	Nat. Asp. GAS	---	---	---	---	3025	RV19PMC	113	RV12C	.044
1986	B	Nat. Asp. GAS	---	---	7018	RV17PMP4	3018	RV17PMC4	121	RV8C	.044
1985-1980	B	CARB Nat. Asp. GAS	---	---	7018	RV17PMP4	3018	RV17PMC4	121	RV8C	.044
7.0L V8, 427 CID											
1990	E	Nat. Asp. GAS	---	---	7018	RV17PMP4	3018	RV17PMC4	121	RV8C	.044
C6000 TOPKICK											
6.0L V8, 366 CID											
1996-1990	P	Nat. Asp. GAS	---	---	---	---	3025	RV19PMC	25	RV17YC	.036
7.0L V8, 427 CID											
1996-1990	M	Nat. Asp. GAS	---	---	7018	RV17PMP4	3018	RV17PMC4	18	RV15YC4	.036
C6500 TOPKICK											
6.0L V8, 366 CID											
1998-1997	P	Nat. Asp. GAS	---	---	---	---	3025	RV19PMC	25	RV17YC	.036
7.0L V8, 427 CID											
1998-1997	M	Nat. Asp. GAS	---	---	7018	RV17PMP4	3018	RV17PMC4	18	RV15YC4	.036
7.4L V8, 454 CID											
2000-1999	D	Nat. Asp. GAS	9405	RS14WMPB4	7983	RS14PMPB5	3983	RS14PMCB5	13	RS14YC6	.060

¹Electrical overload voids warranty



Year	Engine	Notes	CHAMPION Iridium		Double Platinum		Platinum Power		Copper Plus		Gap
	VIN		Stk #	Plug Type	Stk #	Plug Type	Stk #	Plug Type	Stk #	Plug Type	
GMC (cont)											
C6500 TOPKICK											
8.1L V8, 496 CID											
2009-2001			---	---	7983	RS14PMPB5	3983	RS14PMCB5	---	---	.060
C7000											
6.0L V8, 366 CID											
1990	P	Nat. Asp. GAS	---	---	---	---	3025	RV19PMC	25	RV17YC	.036
1989	P	Nat. Asp. GAS	---	---	---	---	3025	RV19PMC	113	RV12C	.044
1988-1987	B	Nat. Asp. GAS	---	---	---	---	3025	RV19PMC	113	RV12C	.044
1986	B	Nat. Asp. GAS	---	---	7018	RV17PMP4	3018	RV17PMC4	121	RV8C	.044
1985-1980	B	CARB Nat. Asp. GAS	---	---	7018	RV17PMP4	3018	RV17PMC4	121	RV8C	.044
7.0L V8, 427 CID											
1990-1986	E	Nat. Asp. GAS	---	---	7018	RV17PMP4	3018	RV17PMC4	121	RV8C	.044
1985-1980	E	CARB Nat. Asp. GAS	---	---	7018	RV17PMP4	3018	RV17PMC4	121	RV8C	.044
7.4L V8, 454 CID											
1980	S	Nat. Asp. GAS	---	---	---	---	3025	RV19PMC	25	RV17YC	.045
C7000 TOPKICK											
6.0L V8, 366 CID											
1996-1990	P	Nat. Asp. GAS	---	---	---	---	3025	RV19PMC	25	RV17YC	.036
7.0L V8, 427 CID											
1996-1990	M	Nat. Asp. GAS	---	---	7018	RV17PMP4	3018	RV17PMC4	18	RV15YC4	.036
C7500 TOPKICK											
6.0L V8, 366 CID											
1998-1997	P	Nat. Asp. GAS	---	---	---	---	3025	RV19PMC	25	RV17YC	.036
7.0L V8, 427 CID											
1998-1997	M	Nat. Asp. GAS	---	---	7018	RV17PMP4	3018	RV17PMC4	18	RV15YC4	.036
7.4L V8, 454 CID											
2000-1999	D	Nat. Asp. GAS	9405	RS14WMPB4	7983	RS14PMPB5	3983	RS14PMCB5	13	RS14YC6	.060
8.1L V8, 496 CID											
2009-2001			---	---	7983	RS14PMPB5	3983	RS14PMCB5	---	---	.060
P4500											
4.3L V6, 262 CID											
1990-1985			---	---	7018	RV17PMP4	3018	RV17PMC4	18	RV15YC4	.035
4.8L L6, 292 CID											
1990-1986	T	Nat. Asp. GAS	---	---	---	---	3025	RV19PMC	113	RV12C	.044
1985-1980	T	Nat. Asp. GAS	---	---	---	---	3025	RV19PMC	25	RV17YC	.035
P6500											
6.0L V8, 366 CID											
1996-1992	P	Nat. Asp. GAS	---	---	---	---	3025	RV19PMC	25	RV17YC	.036
7.0L V8, 427 CID											
1996-1992	M	Nat. Asp. GAS	---	---	7018	RV17PMP4	3018	RV17PMC4	18	RV15YC4	.036
T6500											
6.0L V8, 366 CID											
1998-1997	P	Nat. Asp. GAS	---	---	---	---	3025	RV19PMC	25	RV17YC	.036
T7500											
6.0L V8, 366 CID											
1998-1997	P	Nat. Asp. GAS	---	---	---	---	3025	RV19PMC	25	RV17YC	.036
W3500 FORWARD											
5.7L V8, 350 CID											
2003-1996	R	Nat. Asp. GAS	9404	RS14WYPB5	7940	RS14PYPB5	3018	RV17PMC4	13	RS14YC6	.060
1995	R	Nat. Asp. GAS	---	---	7018	RV17PMP4	3018	RV17PMC4	18	RV15YC4	.044
6.0L V8, 364 CID											
2008-2004			9405	RS14WMPB4	---	---	---	---	408	RS14YC	.040
W4500 FORWARD											
5.7L V8, 350 CID											
2002-1998	R	Nat. Asp. GAS	9404	RS14WYPB5	7940	RS14PYPB5	3018	RV17PMC4	13	RS14YC6	.060
6.0L V8, 364 CID											
2010-2003			9405	RS14WMPB4	---	---	---	---	408	RS14YC	.040


MEDIUM DUTY TRUCK

 CAMIONS SEMI-LOURDS
 CAMIONES SEMI-PESADOS


Year	Engine VIN	Notes	Iridium		Double Platinum		Platinum Power		Copper Plus		Gap
			Stk #	Plug Type	Stk #	Plug Type	Stk #	Plug Type	Stk #	Plug Type	
INTERNATIONAL											
1452SC											
6.9L V8, 420 CID											
1988-1987		DIESEL	---	---	---	---	---	---	184 ¹	CH84	
7.3L V8, 444 CID											
1992-1988		DIESEL	---	---	---	---	---	---	184 ¹	CH84	
1552SC											
7.3L V8, 444 CID											
1998-1996		Turbo DIESEL	---	---	---	---	---	---	190 ¹	CH237	
1652SC											
6.0L V8, 365 CID											
2012-2008	-	Turbo DIESEL	---	---	---	---	---	---	194 ¹	CH243	
2007-2004		DIESEL	---	---	---	---	---	---	194 ¹	CH243	
6.9L V8, 420 CID											
1988-1986		DIESEL	---	---	---	---	---	---	184 ¹	CH84	
7.3L V8, 444 CID											
2003-1996		Turbo DIESEL	---	---	---	---	---	---	190 ¹	CH237	
1995-1988		DIESEL	---	---	---	---	---	---	184 ¹	CH84	
1652UPS											
6.8L V8, 420 CID											
1990		DIESEL	---	---	---	---	---	---	184 ¹	CH84	
7.3L V8, 444 CID											
1997-1996	AB	FI Turbo DIESEL	---	---	---	---	---	---	190 ¹	CH237	
1995	AB	Turbo DIESEL	---	---	---	---	---	---	184 ¹	CH84	
1993	-	Turbo DIESEL	---	---	---	---	---	---	184 ¹	CH84	
1991-1990	-	Turbo DIESEL	---	---	---	---	---	---	184 ¹	CH84	
1654											
6.9L V8, 420 CID											
1988-1985		DIESEL	---	---	---	---	---	---	184 ¹	CH84	
7.3L V8, 444 CID											
1989-1988		DIESEL	---	---	---	---	---	---	184 ¹	CH84	
1724											
6.4L V8, 392 CID											
1985			---	---	---	---	---	---	14	RJ12YC	.035
3000											
7.3L V8, 444 CID											
2000-1997	AB	FI Turbo DIESEL	---	---	---	---	---	---	190 ¹	CH237	
3000IC											
7.3L V8, 444 CID											
2002-2000	AB	FI Turbo DIESEL	---	---	---	---	---	---	190 ¹	CH237	
3200											
6.0L V8, 365 CID											
2011-2007	-	Turbo DIESEL	---	---	---	---	---	---	194 ¹	CH243	
2006-2002	AF	Turbo DIESEL	---	---	---	---	---	---	194 ¹	CH243	
3300											
6.0L V8, 365 CID											
2011-2005	-	Turbo DIESEL	---	---	---	---	---	---	194 ¹	CH243	
3400											
7.3L V8, 444 CID											
2002-1996	AB	FI Turbo DIESEL	---	---	---	---	---	---	190 ¹	CH237	
3600											
7.3L V8, 444 CID											
1999-1996	AB	FI Turbo DIESEL	---	---	---	---	---	---	190 ¹	CH237	
1995	AB	FI Turbo DIESEL	---	---	---	---	---	---	184 ¹	CH84	
1994	AB	Turbo DIESEL	---	---	---	---	---	---	184 ¹	CH84	
1993-1992	-	Turbo DIESEL	---	---	---	---	---	---	184 ¹	CH84	
3700											
6.8L V8, 420 CID											

¹Electrical overload voids warranty



Year	Engine	Notes	CHAMPION Iridium		Double Platinum		Platinum Power		Copper Plus		Gap
	VIN		Stk #	Plug Type	Stk #	Plug Type	Stk #	Plug Type	Stk #	Plug Type	
INTERNATIONAL (cont)											
3700 (cont)											
6.8L V8, 420 CID (cont)											
1991		DIESEL	---	---	---	---	---	---	184 ¹	CH84	
7.3L V8, 444 CID											
1994	AB	Turbo DIESEL	---	---	---	---	---	---	184 ¹	CH84	
1993-1990	-	Turbo DIESEL	---	---	---	---	---	---	184 ¹	CH84	
3800											
6.8L V8, 420 CID											
1991		DIESEL	---	---	---	---	---	---	184 ¹	CH84	
7.3L V8, 444 CID											
2004-1996	AB	FI Turbo DIESEL	---	---	---	---	---	---	190 ¹	CH237	
1995	AB	FI Turbo DIESEL	---	---	---	---	---	---	184 ¹	CH84	
1994	AB	Turbo DIESEL	---	---	---	---	---	---	184 ¹	CH84	
1990	-	Turbo DIESEL	---	---	---	---	---	---	184 ¹	CH84	
400											
7.3L V8, 444 CID											
1991		DIESEL	---	---	---	---	---	---	184 ¹	CH84	
4100											
6.0L V8, 365 CID											
2012-2008	-	Turbo DIESEL	---	---	---	---	---	---	194 ¹	CH243	
2007-2006	AF	Turbo DIESEL	---	---	---	---	---	---	194 ¹	CH243	
4100 SBA											
6.0L V8, 365 CID											
2008-2006		DIESEL	---	---	---	---	---	---	194 ¹	CH243	
4200											
6.0L V8, 365 CID											
2008-2002		DIESEL	---	---	---	---	---	---	194 ¹	CH243	
4200LP											
6.0L V8, 365 CID											
2007-2003	AF	Turbo DIESEL	---	---	---	---	---	---	194 ¹	CH243	
4300											
6.0L V8, 365 CID											
2003		DIESEL	---	---	---	---	---	---	194 ¹	CH243	
4400											
6.0L V8, 365 CID											
2003		DIESEL	---	---	---	---	---	---	194 ¹	CH243	
4600											
7.3L V8, 444 CID											
1995-1990		DIESEL	---	---	---	---	---	---	184 ¹	CH84	
4600LP											
7.3L V8, 444 CID											
1994	AB	FI Turbo DIESEL	---	---	---	---	---	---	184 ¹	CH84	
1993-1990	-	FI Turbo DIESEL	---	---	---	---	---	---	184 ¹	CH84	
4600UH											
7.3L V8, 444 CID											
1990	-	FI Turbo DIESEL	---	---	---	---	---	---	184 ¹	CH84	
4700											
7.3L V8, 444 CID											
2002-1996		Turbo DIESEL	---	---	---	---	---	---	190 ¹	CH237	
1995-1994		DIESEL	---	---	---	---	---	---	184 ¹	CH84	
4700LP											
7.3L V8, 444 CID											
2002-1995	AB	FI Turbo DIESEL	---	---	---	---	---	---	190 ¹	CH237	
1994	AB	FI Turbo DIESEL	---	---	---	---	---	---	184 ¹	CH84	
4700LPX											
7.3L V8, 444 CID											

¹Electrical overload voids warranty


MEDIUM DUTY TRUCK

 CAMIONS SEMI-LOURDS
 CAMIONES SEMI-PESADOS


Year	Engine VIN	Notes	CHAMPION Iridium		Double Platinum		Platinum Power		Copper Plus		Gap
			Stk #	Plug Type	Stk #	Plug Type	Stk #	Plug Type	Stk #	Plug Type	
INTERNATIONAL (cont)											
4700LPX (cont)											
7.3L V8, 444 CID (cont)											
2002-1995	AB	FI Turbo DIESEL	---	---	---	---	---	---	190 ¹	CH237	
4800											
7.3L V8, 444 CID											
1997-1996		Turbo DIESEL	---	---	---	---	---	---	190 ¹	CH237	
1995		DIESEL	---	---	---	---	---	---	184 ¹	CH84	
4900											
7.3L V8, 444 CID											
1997-1996		Turbo DIESEL	---	---	---	---	---	---	190 ¹	CH237	
1995		DIESEL	---	---	---	---	---	---	184 ¹	CH84	
1991	-	FI Turbo DIESEL	---	---	---	---	---	---	184 ¹	CH84	
500											
7.3L V8, 444 CID											
1991		DIESEL	---	---	---	---	---	---	184 ¹	CH84	
7100											
7.3L V8, 444 CID											
1995-1994		DIESEL	---	---	---	---	---	---	184 ¹	CH84	
CARGOSTAR											
5.7L V8, 345 CID											
1984-1980		GAS; Gas Engines	---	---	---	---	---	---	14	RJ12YC	.035
		GAS; LP Gas Engines	---	---	---	---	---	---	102	RJ6C	.030
6.4L V8, 392 CID											
1984-1983		GAS; Gas Engines	---	---	---	---	---	---	14	RJ12YC	.035
		GAS; LP Gas Engines	---	---	---	---	---	---	102	RJ6C	.030
1980		GAS; Gas Engines	---	---	---	---	---	---	14	RJ12YC	.035
		GAS; LP Gas Engines	---	---	---	---	---	---	102	RJ6C	.030
6.6L V8, 404 CID											
1980		GAS; Gas Engines	---	---	---	---	---	---	401	RS12YC	.035
6.8L V8, 420 CID											
1986-1985		DIESEL	---	---	---	---	---	---	184 ¹	CH84	
7.3L V8, 446 CID											
1980		GAS; Gas Engines	---	---	---	---	---	---	401	RS12YC	.035
8.8L V8, 537 CID											
1980		GAS; Gas Engines	---	---	---	---	---	---	404	RN12YC	.030
CXT											
6.0L V8, 365 CID											
2008-2006	-	Turbo DIESEL	---	---	---	---	---	---	194 ¹	CH243	
F1954											
6.8L V8, 420 CID											
1986		DIESEL	---	---	---	---	---	---	184 ¹	CH84	
G1904											
6.4L V8, 392 CID											
1984		GAS; Gas Engines	---	---	---	---	---	---	14	RJ12YC	.035
		GAS; LP Gas Engines	---	---	---	---	---	---	102	RJ6C	.030
G1954											
6.8L V8, 420 CID											
1987		DIESEL	---	---	---	---	---	---	184 ¹	CH84	
G2105											
6.4L V8, 392 CID											
1984		GAS; Gas Engines	---	---	---	---	---	---	14	RJ12YC	.035
		GAS; LP Gas Engines	---	---	---	---	---	---	102	RJ6C	.030
GENESIS RE											
7.3L V8, 444 CID											
2002-1996	AB	FI Turbo DIESEL	---	---	---	---	---	---	190 ¹	CH237	
M1400 METRO II											
6.8L V8, 420 CID											

¹Electrical overload voids warranty



Year	Engine	Notes	CHAMPION Iridium		Double Platinum		Platinum Power		Copper Plus		Gap
	VIN		Stk #	Plug Type	Stk #	Plug Type	Stk #	Plug Type	Stk #	Plug Type	
INTERNATIONAL (cont)											
M1400 METRO II (cont)											
6.8L V8, 420 CID (cont)											
1987		DIESEL	---	---	---	---	---	---	184 ¹	CH84	
7.3L V8, 444 CID											
1990-1988	-	Turbo DIESEL	---	---	---	---	---	---	184 ¹	CH84	
M1600 METRO II											
6.8L V8, 420 CID											
1987		DIESEL	---	---	---	---	---	---	184 ¹	CH84	
7.3L V8, 444 CID											
1990-1988	-	Turbo DIESEL	---	---	---	---	---	---	184 ¹	CH84	
MXT											
6.0L V8, 365 CID											
2009-2007		DIESEL	---	---	---	---	---	---	194 ¹	CH243	
RXT											
6.0L V8, 365 CID											
2008-2005		DIESEL	---	---	---	---	---	---	194 ¹	CH243	
S1624											
5.7L V8, 345 CID											
1982-1980		GAS; Gas Engines	---	---	---	---	---	---	14	RJ12YC	.035
		GAS; LP Gas Engines	---	---	---	---	---	---	102	RJ6C	.030
S1654											
6.8L V8, 420 CID											
1988-1985		DIESEL	---	---	---	---	---	---	184 ¹	CH84	
7.3L V8, 444 CID											
1989-1988	-	Turbo DIESEL	---	---	---	---	---	---	184 ¹	CH84	
S1654LP											
7.3L V8, 444 CID											
1989-1988	-	Turbo DIESEL	---	---	---	---	---	---	184 ¹	CH84	
S1723											
5.7L V8, 345 CID											
1985-1984		GAS; Gas Engines	---	---	---	---	---	---	14	RJ12YC	.035
		GAS; LP Gas Engines	---	---	---	---	---	---	102	RJ6C	.030
1982-1980		GAS; Gas Engines	---	---	---	---	---	---	14	RJ12YC	.035
		GAS; LP Gas Engines	---	---	---	---	---	---	102	RJ6C	.030
6.4L V8, 392 CID											
1985-1983		GAS; Gas Engines	---	---	---	---	---	---	14	RJ12YC	.035
		GAS; LP Gas Engines	---	---	---	---	---	---	102	RJ6C	.030
1980		GAS; Gas Engines	---	---	---	---	---	---	14	RJ12YC	.035
		GAS; LP Gas Engines	---	---	---	---	---	---	102	RJ6C	.030
6.6L V8, 404 CID											
1980		GAS; Gas Engines	---	---	---	---	---	---	401	RS12YC	.035
S1724											
5.7L V8, 345 CID											
1984		GAS; Gas Engines	---	---	---	---	---	---	14	RJ12YC	.035
		GAS; LP Gas Engines	---	---	---	---	---	---	102	RJ6C	.030
1982-1980		GAS; Gas Engines	---	---	---	---	---	---	14	RJ12YC	.035
		GAS; LP Gas Engines	---	---	---	---	---	---	102	RJ6C	.030
6.4L V8, 392 CID											
1984-1983		GAS; Gas Engines	---	---	---	---	---	---	14	RJ12YC	.035
		GAS; LP Gas Engines	---	---	---	---	---	---	102	RJ6C	.030
1980		GAS; Gas Engines	---	---	---	---	---	---	14	RJ12YC	.035
		GAS; LP Gas Engines	---	---	---	---	---	---	102	RJ6C	.030
6.6L V8, 404 CID											
1980		GAS; Gas Engines	---	---	---	---	---	---	401	RS12YC	.035
S1753											
6.8L V8, 420 CID											
1988-1985		DIESEL	---	---	---	---	---	---	184 ¹	CH84	

¹Electrical overload voids warranty


MEDIUM DUTY TRUCK

 CAMIONS SEMI-LOURDS
 CAMIONES SEMI-PESADOS


Year	Engine VIN	Notes	CHAMPION Iridium		Double Platinum		Platinum Power		Copper Plus		Gap
			Stk #	Plug Type	Stk #	Plug Type	Stk #	Plug Type	Stk #	Plug Type	
INTERNATIONAL (cont)											
S1753											
7.3L V8, 444 CID											
1989-1988	-	FI Turbo DIESEL	---	---	---	---	---	---	184 ¹	CH84	
S1754											
7.3L V8, 444 CID											
1988	-	FI Turbo DIESEL	---	---	---	---	---	---	184 ¹	CH84	
S1823											
5.7L V8, 345 CID											
1982-1980		GAS; Gas Engines	---	---	---	---	---	---	14	RJ12YC	.035
		GAS; LP Gas Engines	---	---	---	---	---	---	102	RJ6C	.030
6.6L V8, 404 CID											
1980		GAS; Gas Engines	---	---	---	---	---	---	401	RS12YC	.035
7.3L V8, 446 CID											
1980		GAS; Gas Engines	---	---	---	---	---	---	401	RS12YC	.035
S1824											
5.7L V8, 345 CID											
1984		GAS; Gas Engines	---	---	---	---	---	---	14	RJ12YC	.035
		GAS; LP Gas Engines	---	---	---	---	---	---	102	RJ6C	.030
1980		GAS; Gas Engines	---	---	---	---	---	---	14	RJ12YC	.035
		GAS; LP Gas Engines	---	---	---	---	---	---	102	RJ6C	.030
6.4L V8, 392 CID											
1985-1980		GAS; Gas Engines	---	---	---	---	---	---	14	RJ12YC	.035
		GAS; LP Gas Engines	---	---	---	---	---	---	102	RJ6C	.030
6.6L V8, 404 CID											
1980		GAS; Gas Engines	---	---	---	---	---	---	401	RS12YC	.035
7.3L V8, 446 CID											
1980		GAS; Gas Engines	---	---	---	---	---	---	401	RS12YC	.035
S1853											
6.8L V8, 420 CID											
1988		DIESEL	---	---	---	---	---	---	184 ¹	CH84	
S1924											
6.6L V8, 404 CID											
1980		GAS; Gas Engines	---	---	---	---	---	---	401	RS12YC	.035
7.3L V8, 446 CID											
1980		GAS; Gas Engines	---	---	---	---	---	---	401	RS12YC	.035
S1925											
6.6L V8, 404 CID											
1980		GAS; Gas Engines	---	---	---	---	---	---	401	RS12YC	.035
7.3L V8, 446 CID											
1980		GAS; Gas Engines	---	---	---	---	---	---	401	RS12YC	.035
S2125											
8.8L V8, 537 CID											
1980		GAS; Gas Engines	---	---	---	---	---	---	404	RN12YC	.030
S2524											
8.8L V8, 537 CID											
1980		GAS; Gas Engines	---	---	---	---	---	---	404	RN12YC	.030
ISUZU											
FSR											
6.5L L6, -CC											
1994-1987		DIESEL	---	---	---	---	---	---	191 ¹	CH238	
FTR											
6.5L L6, -CC											
1994-1990		DIESEL	---	---	---	---	---	---	191 ¹	CH238	
FVR											
6.5L L6, -CC											
1994		DIESEL	---	---	---	---	---	---	191 ¹	CH238	

¹Electrical overload voids warranty



Year	Engine	Notes	CHAMPION Iridium		Double Platinum		Platinum Power		Copper Plus		Gap
	VIN		Stk #	Plug Type	Stk #	Plug Type	Stk #	Plug Type	Stk #	Plug Type	
ISUZU (cont)											
FVR (cont)											
6.5L L6, -CC (cont)											
1992-1990		DIESEL	---	---	---	---	---	---	191 ¹	CH238	
NPR											
5.7L V8, -CC											
2002-1996	R	Nat. Asp. GAS	9404	RS14WYPB5	7940	RS14PYPB5	3018	RV17PMC4	13	RS14YC6	.060
1995-1992	A	Nat. Asp. GAS	---	---	7018	RV17PMP4	3018	RV17PMC4	18	RV15YC4	.044
6.0L V8, 5967CC											
2012-2003			9405	RS14WMPB4	---	---	---	---	408	RS14YC	.040
NPR-HD											
5.7L V8, -CC											
2002-1999	R	Nat. Asp. GAS	9404	RS14WYPB5	7940	RS14PYPB5	3018	RV17PMC4	13	RS14YC6	.060
6.0L V8, 5967CC											
2008-2003			9405	RS14WMPB4	---	---	---	---	408	RS14YC	.040
WORKHORSE											
LF72											
6.6L V8, 403 CID											
2011-2005		DIESEL	---	---	---	---	---	---	143	---	
P32											
5.7L V8, 350 CID											
2002-2001	R	Nat. Asp. GAS	---	---	7940	RS14PYPB5	3018	RV17PMC4	---	---	.060
			9404	RS14WYPB5	---	---	---	---	13	RS14YC6	.060
6.5L V8, 395 CID											
2003-1999		DIESEL	---	---	---	---	---	---	191 ¹	CH238	
7.4L V8, 454 CID											
2000-1999			9405	RS14WMPB4	7983	RS14PMPB5	3983	RS14PMCB5	13	RS14YC6	.060
8.1L V8, 496 CID											
2005-2001			---	---	7983	RS14PMPB5	3983	RS14PMCB5	---	---	.060
P42											
6.5L V8, 395 CID											
2005-1999		DIESEL	---	---	---	---	---	---	191 ¹	CH238	
7.4L V8, 454 CID											
2005-1999			9405	RS14WMPB4	7983	RS14PMPB5	3983	RS14PMCB5	13	RS14YC6	.060
R26											
8.1L V8, 496 CID											
2009-2007			---	---	7983	RS14PMPB5	3983	RS14PMCB5	---	---	.060
W16											
8.1L V8, 496 CID											
2009-2006			---	---	7983	RS14PMPB5	3983	RS14PMCB5	---	---	.060
W18											
8.1L V8, 496 CID											
2009-2006			---	---	7983	RS14PMPB5	3983	RS14PMCB5	---	---	.060
W20											
8.1L V8, 496 CID											
2009-2001			---	---	7983	RS14PMPB5	3983	RS14PMCB5	---	---	.060
W21											
8.1L V8, 496 CID											
2009-2007			---	---	7983	RS14PMPB5	3983	RS14PMCB5	---	---	.060
W22											
8.1L V8, 496 CID											
2009-2001			---	---	7983	RS14PMPB5	3983	RS14PMCB5	---	---	.060
W24											
8.1L V8, 496 CID											
2009-2004			---	---	7983	RS14PMPB5	3983	RS14PMCB5	---	---	.060
W25											
8.1L V8, 496 CID											

¹Electrical overload voids warranty



MEDIUM DUTY TRUCK

CAMIONS SEMI-LOURDS
CAMIONES SEMI-PESADOS



Year	Engine	Notes	Iridium		Double Platinum		Platinum Power		Copper Plus		Gap
	VIN		Stk #	Plug Type	Stk #	Plug Type	Stk #	Plug Type	Stk #	Plug Type	
WORKHORSE (cont)											
W25 (cont)											
8.1L V8, 496 CID (cont)											
2009-2005			---	---	7983	RS14PMPB5	3983	RS14PMCB5	---	---	.060
W42											
4.8L V8, 294 CID											
2011-2009			9405	RS14WMPB4	7983	RS14PMPB5	3983	RS14PMCB5	408	RS14YC	.040
6.5L V8, 395 CID											
2004		DIESEL	---	---	---	---	---	---	191¹	CH238	
W62											
6.0L V8, 364 CID											
2011-2007			9405	RS14WMPB4	---	---	---	---	408	RS14YC	.040

¹Electrical overload voids warranty



Year	Model/Engine Notes	Copper Plus		Gap
		Stk #	Plug Type	
ALFA ROMEO				
	1600cc Duetto Spider, GTV	339	RN6YC	.025
	1600cc Giulia Super	339	RN6YC	.025
	1750cc Berlina, Spider	332	RN7YC	.025
	1750cc Veloce, GTV	332	RN7YC	.025
	1800cc Alfetta, GT	415	RN9YC	.025
AMERICAN BANTAM				
1941-39	All Models	854	RH10C	.025
1938	All Models	871	RJ8C	.025
1937	All Models	541 / 516	RD16 / D16	.025
AMERICAN MOTORS				
1966-65	199 cid	405	RN14YC	.035
1966-64	232 cid	405	RN14YC	.035
1966	290 cid V-8	405	RN14YC	.035
1966-63	287 cid V-8	857	RH18Y	.035
1966-60	V-8 Models	857	RH18Y	.035
1965-60	196 cid OHV 125 h.p.	857	RH18Y	.035
1965-59	196 cid L-Hd. 90 h.p.	854	RH10C	.035
1964-60	196 cid 127 & 138 h.p.	857	RH18Y	.035
1959-56	All V-8 Models	854	RH10C	.035
1958-56	196 cid OHV	854	RH10C	.035
1955-54	All V-8 Models	592	RJ12C	.030
ANDERSON				
	All Models	561	W16Y	.025
APPERSON				
	4 & 8-Cylinder	561	W16Y	.025
	6-Cylinder	569	W14	.025
ASTON-MARTIN				
After 1959	DB-4,5,6, DBS (Carb.)	415	RN9YC	.025
1959-57	DB Mk3, DB-2 Mk3	874	RL82C	.022
	All 10mm Heads	842	UY6	.022
AUBURN				
Before 1931	All Models	561	W16Y	.025
1937-35	8-Cylinder Superchgd.	854	RH10C	.025
1936-34	6 & 8-Cylinder Alum. Hds.	854	RH10C	.025
1934	8-Cyl. Cast Iron Hds.	541 / 516	RD16 / D16	.025
1933-31	All Models	518	W18	.025
	12-Cyl. All Models	541 / 516	RD16 / D16	.025
AUSTIN				
	14mm 1/2" Reach	896	L90C	.025
	14mm 3/4" Reach	404	RN12YC	.025
	All 18mm Heads	541 / 516	RD16 / D16	.025
AUSTIN-HEALEY				
	100S Competition	880	RN3C	.025
	All Other Models	404	RN12YC	.025
BARLEY				
	All Models	561	W16Y	.025
BMW				
	14mm Heads 1/2" Reach	874	RL82C	.025
	14mm Heads 3/4" Reach	415	RN9YC	.025
	18mm Heads	509	D9	.020
BUICK				
Before 1929	All Models	518	W18	.025
1966-63	All V-6	14	RJ12YC	.035
1966-58	All V-8 exc. 1964 300 cid	14	RJ12YC	.035
1964	300 cid 1/2" Reach	327	RL87YC	.035
1963-61	215 cid 2-bbl.	806	L92YC	.033
	215 cid 4-bbl.	327	RL87YC	.033

Year	Model/Engine Notes	Copper Plus		Gap
		Stk #	Plug Type	
BUICK (cont)				
1957-53	All V-8	58	RJ18YC	.033
1953-51	Straight 8	58	RJ18YC	.025
1953-46	All Models	58	RJ18YC	.025
1942-38	All Models	592	RJ12C	.025
1941	10mm Heads	842	UY6	.028
1937-29	All Models	541 / 516	RD16 / D16	.025
CADILLAC				
Before 1929	All Models	561	W16Y	.025
1966-57	390 & 429 cid	14	RJ12YC	.035
1956-49	All Models	58	RJ18YC	.035
1948-39	8-Cylinder	842	UY6	.028
1939-38	16-Cylinder	592	RJ12C	.025
1938-36	8-Cylinder	592	RJ12C	.025
1937-36	12 & 16-Cylinder	541 / 555	RD16 / UD16	.025
1935-29	All Models	541 / 516	RD16 / D16	.025
CASE				
	All Models	561	W16Y	.025
CHANDLER				
	All Models	561	W16Y	.025
CHECKER CAB				
1966-63	318 cid	63	RJ14YC	.030
1966-62	327 cid	14	RJ12YC	.030
1966-57	283 cid	63	RJ14YC	.030
	18mm Heads	541 / 516	RD16 / D16	.028
	7/8" Heads	561	W16Y	.028
	w/Continental OHV	405	RN14YC	.032
CHEVROLET				
Before 1929	4-Cyl.	561	W16Y	.033
1966-65	396 cid 265 & 325 h.p.	404	RN12YC	.035
	396 cid 350 & 425 h.p.	322 / 302	RN11YC4 / N11YC	.035
1966-64	164 cid 110-180 h.p.	327	RL87YC	.030
	164 cid 95 h.p.	806	L92YC	.035
1966	427 cid 390 & 425 h.p.	322 / 302	RN11YC4 / N11YC	.035
1966-63	230 & 250 cid	404	RN12YC	.035
1966-62	153 & 194 cid	404	RN12YC	.035
1966-61	327 cid 250-275 h.p.	14	RJ12YC	.035
	327 cid 300 h.p.	871	RJ8C	.035
1966-57	283 cid	14	RJ12YC	.035
1965-61	409 cid	405	RN14YC	.035
1963-61	145 cid 102-150 h.p.	327	RL87YC	.035
	145 cid 80-95 h.p.	806	L92YC	.035
1962-51	216 & 235 cid	14	RJ12YC	.035
1961-58	348 cid 3/4" Reach	404	RN12YC	.035
	348 cid 3/8" Reach	14	RJ12YC	.035
1960	140 cid	806	L92YC	.035
1957-55	265 cid	14	RJ12YC	.035
1954-53	Corvette	14	RJ12YC	.035
1950-49	All Models	58	RJ18YC	.035
1948-41	10mm Heads	842	UY6	.040
1942-37	All Models	592	RJ12C	.040
1936-33	All Models	592	RJ12C	.033
1932	All Models	541 / 516	RD16 / D16	.033
1931-29	6-Cylinder	541 / 516	RD16 / D16	.033
CHRYSLER				
1966-61	383 cid 2-bbl.	63	RJ14YC	.035
1966	383 cid 4-bbl.	14	RJ12YC	.035
	383 cid Hi-Perf.	14	RJ12YC	.035
	440 cid 350 h.p.	14	RJ12YC	.035
	440 cid Hi-Perf.	14	RJ12YC	.035

**VINTAGE AUTOMOBILES 1966 & OLDER**VOITURES ANCIENNES 1920-1966
AUTOMÓVILES MÁS ANTIGUOS DE 1920-1966

Year	Model/Engine Notes	Copper Plus		Gap
		Stk #	Plug Type	
CHRYSLER (cont)				
1965-59	413 cid Hi-Perf.	14	RJ12YC	.035
	413 cid Standard	63	RJ14YC	.035
1964-63	413 cid Two 4-bbl.	14	RJ12YC	.035
1964-60	361 & 383 cid	63	RJ14YC	.035
1958-57	Windsor & Saratoga V-8	63	RJ14YC	.035
1958-56	New Yorker	404	RN12YC	.035
1958-55	C300 V-8	404	RN12YC	.035
1956-55	Windsor V-8	58	RJ18YC	.035
1955	New Yorker V-8	405	RN14YC	.035
1954-51	6-Cylinder	592	RJ12C	.035
1954	All V-8	405	RN14YC	.035
1953-51	All V-8	58	RJ18YC	.035
1950-46	All Models	592	RJ12C	.030
1944-31	Aluminum Heads	854	RH10C	.025
1942-31	Cast Iron Heads	592	RJ12C	.025
1931	Deluxe 8	592	RJ12C	.025
1931-30	6-Cylinder	541 / 516	RD16 / D16	.025
1929-24	All Models	561	W16Y	.025
CITROEN				
Before 1951	7 to 15hp.	871	RJ8C	.025
After 1950	11 to 15hp.	854	RH10C	.025
1975-72	SM	415	RN9YC	.025
	All Models 18mm	541 / 555	RD16 / UD16	.025
	Ami-6, 2CV, 3CV, Dyane	327	RL87YC	.025
	D Special	806	L92YC	.025
	DS, DW, DE, DL	327	RL87YC	.025
	DS-19, -20, D-21, ID-19, -20	327	RL87YC	.025
	DS-21, DX-21	327	RL87YC	.025
	Mehari	874	RL82C	.025
CLEVELAND				
	All Models	561	W16Y	.025
COLE				
	All Models	561	W16Y	.025
CONTINENTAL				
1934-33	All Models	541 / 516	RD16 / D16	.025
CORD				
Before 1936	All Models	541 / 516	RD16 / D16	.025
1937-36	All Models	854	RH10C	.025
CROSLY				
1952-32	All Models	871	RJ8C	.025
CUNNINGHAM				
	All Other Models	518	W18	.025
	Model W-1	541 / 516	RD16 / D16	.025
DATSUN				
1966	510, 521 (1300cc)	415	RN9YC	.030
	PL411 (1300cc)	415	RN9YC	.030
	SPL311, RL411 (1600cc)	415	RN9YC	.030
Before 1967	All Models 3/4" Reach	405	RN14YC	.025
	All Models 3/8" Reach	592	RJ12C	.025
DAVIS				
	90, 91	561	W16Y	.025
DESOTO				
1961-60	All V-8 exc. Ram & Hi-Perf.	63	RJ14YC	.035
	Ram & Hi-Perf. V-8	14	RJ12YC	.035
1959	Adventurer V-8	14	RJ12YC	.035
	All V-8 exc. Adventurer	63	RJ14YC	.035
1958-57	All Models	63	RJ14YC	.035

Year	Model/Engine Notes	Copper Plus		Gap
		Stk #	Plug Type	
DESOTO (cont)				
1956	Adventurer V-8	63	RJ14YC	.035
	All V-8 exc. Adventurer	58	RJ18YC	.035
Before 1932	6 & 8-Cyl.	541 / 516	RD16 / D16	.025
1955-52	All V-8	58	RJ18YC	.035
1954-51	6-Cylinder	592	RJ12C	.035
1950-43	All Models	592	RJ12C	.030
1942-31	Regular Heads	592	RJ12C	.025
	All Aluminum Heads	854	RH10C	.025

DEVAUX				
	All Models	541 / 516	RD16 / D16	.025

DODGE				
Before 1929	6-Cylinder & Senior	518	W18	.025
1966-64	273 HI-Perf.	404	RN12YC	.035
	273 cid Standard	405	RN14YC	.035
1966	426 cid 3/4" Reach	404	RN12YC	.035
	440 cid Hi-Perf.	14	RJ12YC	.035
	440 cid Standard	63	RJ14YC	.035
1966-60	198 & 225 cid	405	RN14YC	.035
	318 & 361 cid	63	RJ14YC	.035
	383 cid 2-bbl.	63	RJ14YC	.035
	383 cid 4-bbl.	14	RJ12YC	.035
1965	413 cid Hi-Perf.	14	RJ12YC	.035
	413 cid Standard	63	RJ14YC	.035
1965-63	426 cid	14	RJ12YC	.035
1961	383 cid Two 4-bbl.	14	RJ12YC	.035
1959	All V-8 exc. D500	63	RJ14YC	.035
	D500 Two 4-bbl.	14	RJ12YC	.035
1959-57	6-Cylinder L-Head	871	RJ8C	.035
1958-57	All V-8 3/4" Reach	404	RN12YC	.035
	All V-8 3/8" Reach	63	RJ14YC	.035
1956-55	D500	63	RJ14YC	.035
	Except D500	58	RJ18YC	.035
1956-51	6-Cylinder L-Head	592	RJ12C	.035
1954-53	All V-8	58	RJ18YC	.035
1950-46	All Models	592	RJ12C	.030
1942-32	Regular Heads	592	RJ12C	.025
1940-32	Aluminum Heads	854	RH10C	.025
1931-30	8-Cylinder	541 / 516	RD16 / D16	.025
1931-29	6-Cylinder	541 / 516	RD16 / D16	.025
	4-Cylinder	561	W16Y	.025

DUESENBERG				
Before 1933	All Models	541 / 516	RD16 / D16	.025
After 1932	All Models	514	D14	.025

DUPONT				
	All Models	561	W16Y	.025

DURANT				
Before 1930	All Models & I 610	561	W16Y	.025
After 1929	All Models & I 670	541 / 516	RD16 / D16	.025

EDSEL				
1960-58	All Models	21	RF14YC	.035

ELCAR				
	All Other Models	561	W16Y	.025
	Cabs 130, 140	541 / 516	RD16 / D16	.025



Year	Model/Engine Notes	Copper Plus		Gap
		Stk #	Plug Type	
ERSKINE				
	All Models	561	W16Y	.025
ESSEX				
1932	All Models	541 / 516 ¹	RD16 / D16	.025
Before 1932	6-Cylinder	541 / 516	RD16 / D16	.025
FALCON KNIGHT				
	All Models	518	W18	.025
FERRARI				
	250GT, Berlinetta	880	RN3C	.020
	275GTC, 275GTB 4, 330GT	339	RN6YC	.020
	330GT, Farina	880	RN3C	.020
	365GT, Dino 246	339	RN6YC	.020
	365GTB 4, 365GTC, 365GTS	339	RN6YC	.020
	500SF, 275GTS, 275GTB	339	RN6YC	.020
	AMO 340, Norman 166, 275S Spider	880	RN3C	.020
	America (4100cc), 212 Inter	880	RN3C	.020
	Dino 246GT	919 / 890	QN19V / N19V	---
	Dino, 308GTB, GT4, GT5	332	RN7YC	.025
	Mondial	332	RN7YC	.025
FIAT				
Before 1957	All Models	871	RJ8C	.025
1966-61	1/2" Reach	874	RL82C	.025
	3/4" Reach	415	RN9YC	.025
1965-64	Model 850	880	RN3C	.025
1960-56	1/2" Reach	874	RL82C	.025
	3/4" Reach	880	RN3C	.025
	All 18mm Heads	541 / 555	RD16 / UD16	.025
FLINT				
	40, 50	518	W18	.025
FORD				
1966-65	240 cid	22	RF11YC	.035
1966-63	289 cid	409	RF9YC	.035
1966-62	200 cid	22	RF11YC	.035
	406 & 427 cid Hi-Perf.	409	RF9YC	.035
1966	428 & 429 cid 18mm	22	RF11YC	.035
	428 cid 14mm	409	RF9YC	.035
1966-61	390 cid 3-2bbl.	409	RF9YC	.035
1966-60	144 & 170 cid	21	RF14YC	.035
	223 cid	22	RF11YC	.035
1966-59	352 & 390 cid	22	RF11YC	.035
1965-58	221, 260 & 332 cid	22	RF11YC	.035
1962-58	292 cid	21	RF14YC	.035
1962-55	All Models	22	RF11YC	.035
1960-58	352 & 361 cid	22	RF11YC	.035
1960-55	6-Cylinder OHV	21	RF14YC	.035
1957-55	V-8 All	21	RF14YC	.035
1954-51	All Models	857	RH18Y	.035
1953-51	V-8 L-Head	854	RH10C	.028
1951	6-Cylinder L-Head	854	RH10C	.030
1950-49	6-Cylinder	854	RH10C	.030
1950-38	V-8	854	RH10C	.025
1938-37	60 h.p.	854	RH10C	.025
1937-33	V-8	541 / 555	RD16 / UD16	.025
1932	V-8	561	W16Y	.025
	Model T	525 / 425 ²	25 / X	.030
	Models A & B	561 / 429 ²	W16Y / 3X	.033

Year	Model/Engine Notes	Copper Plus		Gap
		Stk #	Plug Type	
FRANKLIN				
1934	Series 17B, 19A, 19B	541 / 516	RD16 / D16	.025
1933	Series 16B, 17A, 17B, 18	541 / 516	RD16 / D16	.025
1932	Series 16A, 17A	541 / 516	RD16 / D16	.025
1931	Series 15	541 / 516	RD16 / D16	.025
1930	Series 14S	541 / 516	RD16 / D16	.025
1929	Series 130, 135, 137	541 / 516	RD16 / D16	.025
1928	Series 12A	518	W18	.025
	Series 12B	502	D21	.025
Before 1928	All Models	518	W18	.025
FRAZER				
	All Models	871	RJ8C	.032
GARDNER				
	All Models	561	W16Y	.025
GRAHAM PAIGE (GRAHAM)				
Before 1934	6-Cylinder	561	W16Y	.025
Before 1932	8-Cylinder	541 / 516	RD16 / D16	.025
1941-40	All Models	102	RJ6C	.025
1939-38	All Models	854	RH10C	.025
1937-36	116, 120 Supercharged	854	RH10C	.025
	6-90, 6-110, 95 Superchgd.	854	RH10C	.025
	Models 6-80, 85	541 / 516	RD16 / D16	.025
1935	All Models	541 / 516	RD16 / D16	.025
1934	6 & 8-Cyl. Superchgd.	541 / 516	RD16 / D16	.025
	Reg. 8	561	W16Y	.025
1933-32	8-Cylinder 42, 49	561	W16Y	.025
H.C.S.				
	All Models	569	W14	.025
HAYNES				
	60	569	W14	.025
HENRY-J				
	All Models	871	RJ8C	.030
HUDSON				
Before 1934	All Models w/18mm Heads	541 / 516	RD16 / D16	.025
1957-55	V-8 3/4" Reach	405	RN14YC	.035
	V-8 7/16" Reach	857	RH18Y	.035
1956-49	All exc. V-8	854	RH10C	.032
1954-51	All V-8	854	RH10C	.032
1948-46	All Models	854	RH10C	.032
1942-34	All Models	592	RJ12C	.032
1933	Super Six	592	RJ12C	.025
HUPMOBILE				
Before 1928	All Models	561	W16Y	.025
1941-29	All Models	541 / 516	RD16 / D16	.025
1928	6-Cylinder	561	W16Y	.025
	8-Cylinder	541 / 516	RD16 / D16	.025
JAGUAR				
	2.4L Mk I, II (3/4" Reach)	322 / 302	RN11YC4 / N11YC	.025
	2.4L Mk II (1/2" Reach)	874	RL82C	.025
	2.5L Mk V	322 / 302	RN11YC4 / N11YC	.025
	2.8L XJ6	332	RN7YC	.025
	3.4L Mk I, II, S	322 / 302	RN11YC4 / N11YC	.025
	3.5L Mk V	896	L90C	.025
	3.8L Mk II, S, E	322 / 302	RN11YC4 / N11YC	.025
	4.2L Mk X, 420, XKE, XJ6	322 / 302	RN11YC4 / N11YC	.025
	XK120, 140, 150 (1/2" Reach)	874	RL82C	.025
	XK120, 140, 150 (3/4" Reach)	322 / 302	RN11YC4 / N11YC	.025

¹Electrical overload voids warranty; ²Multi-Ground Plug

**VINTAGE AUTOMOBILES 1966 & OLDER**VOITURES ANCIENNES 1920-1966
AUTOMÓVILES MÁS ANTIGUOS DE 1920-1966

Year	Model/Engine Notes	Copper Plus		Gap
		Stk #	Plug Type	
JEWETT				
	All Models	561	W16Y	.025
JORDAN				
Before 1929	Models K, R, L	541 / 516	RD16 / D16	.025
	Other Models	561	W16Y	.025
After 1928	All Models	541 / 516	RD16 / D16	.025
KAISER				
	All Models	871	RJ8C	.032
KISSEL				
	All Models	561	W16Y	.025
LAFAYETTE				
1940-34	All Models	541 / 516	RD16 / D16	.025
LAMBORGHINI				
	Islero, Espada, Miura	339	RN6YC	.025
	Jarama GT400, Espada 400GT	880	RN3C	.015
	Urraco P300, Silhouette	796	C63YC	.025
LANCIA				
1966-64	Flaminia, Fulvia	104	RN4C	.020
1959	Flaminia	880	RN3C	.025
	Appia, Aurelia, Flaminia 7.9:1	405	RN14YC	.025
	Flavia, Fulvia 2C	339	RN6YC	.025
	Fulvia Coupe 3	332	RN7YC	.025
LASALLE				
Before 1929	All Models	518	W18	.025
1940-39	All Models	842	UY6	.028
1938-35	All Models	871	RJ8C	.025
1934-29	All Models	541 / 516	RD16 / D16	.025
LEXINGTON				
	All Models	569	W14	.025
LINCOLN				
1966	All Models	409	RF9YC	.035
Before 1941	Zephyr	854	RH10C	.025
Before 1934	All Models	561	W16Y	.025
1965-58	All Models	22	RF11YC	.035
1957-55	All Models	21	RF14YC	.035
1954-52	All Models	857	RH18Y	.030
1951-40	All Models	854	RH10C	.025
1939-34	All Models	541 / 516	RD16 / D16	.025
LOCOMOBILE				
	All Other Models	561	W16Y	.025
	Model 8-78	541 / 516	RD16 / D16	.025
LOTUS				
1978-74	Elite, Eclat, Espirit 700, Sprint	415	RN9YC	.025
	Elan, Europa, Twin Cam (1600cc)	332	RN7YC	.025
LUXOR				
	Cabs	561	W16Y	.025
MARMON				
	16-Cyl. Aluminum Engine	541 / 516	RD16 / D16	.025
	68, 75, 78 (Old Type Heads)	518	W18	.025
	69, 70, 79, 88, Big 8 (Dome Hds.)	541 / 516	RD16 / D16	.025

Year	Model/Engine Notes	Copper Plus		Gap
		Stk #	Plug Type	
MARQUETTE				
	All Models	541 / 516	RD16 / D16	.025
MASERATI				
	Bora, Khamsin	415	RN9YC	.028
	Indy 4.9L, Ghibli 4.9L SS	332	RN7YC	.028
	Merak, SS (3.0L)	415	RN9YC	.030
MAXWELL				
Before 1924	All Models	569	W14	.025
After 1923	All Models	561	W16Y	.025
MAZDA				
	1800, 1600, 1500, 1200	415	RN9YC	.025
MCFARLAN				
	All Models	518	W18	.025
MERCEDES-BENZ				
1957-47	1/2" Reach	896	L90C	.025
	6-Cylinder Fuel Injection	332	RN7YC	.025
	8-Cylinder Fuel Injection	332	RN7YC	.025
	All Carbureted Engines	332	RN7YC	.025
	All Other 1/2" Reach	327	RL87YC	.025
MERCER				
	4-Cylinder Engs.	518	W18	.025
	6-Cylinder Engs.	569	W14	.025
MERCURY				
1966-64	289 cid	409	RF9YC	.035
1966-63	390 cid Standard	22	RF11YC	.035
1966	410 cid	22	RF11YC	.035
	428 cid Hi-Perf.	409	RF9YC	.035
	428 cid Standard	22	RF11YC	.035
1966-61	390 cid Hi-Perf.	409	RF9YC	.035
1966-60	140, 170 & 200 cid	21	RF14YC	.035
1965-64	427 cid	409	RF9YC	.035
1964-62	221 & 260 cid	22	RF11YC	.035
1963	406 cid	409	RF9YC	.035
1962-61	223 cid	22	RF11YC	.035
	292 cid	21	RF14YC	.035
	352 cid	22	RF11YC	.035
1960-58	383 & 430 cid	22	RF11YC	.035
1960-56	312 & 368 cid	21	RF14YC	.035
1955	292 cid	21	RF14YC	.035
1954	OHV	857	RH18Y	.030
1953-51	L-Head	854	RH10C	.028
1950-39	(Ford)	854	RH10C	.025
METROPOLITAN				
1963-55	All Models	104	RN4C	.025
MG				
	MGA (1500-1600cc)	104	RN4C	.025
	MGA Twin Cam (1600cc)	104	RN4C	.025
	Midget II (948cc & 1098cc)	404	RN12YC	.025
	Models Requiring 1/2" Reach	327	RL87YC	.025
	Sprite (1300cc), MGB (1800cc), MGC (2900cc)	415	RN9YC	.025
MOLLER CABS				
	Astor	561	W16Y	.025



Year	Model/Engine Notes	Copper Plus		Gap
		Stk #	Plug Type	
MOON				
	6-72, 6-77, 8-82, 8-92	541 / 516	RD16 / D16	.025
	All Other Models	561	W16Y	.025
NASH				
1957	Ambassador V-8	857	RH18Y	.035
1956	Ambassador 6	58	RJ18YC	.030
	Ambassador Spec. V-8	857	RH18Y	.035
	Ambassador V-8 3/4" Reach	405	RN14YC	.035
1955-54	Ambassador (Dual-Super)	58	RJ18YC	.030
	Ambassador Aluminum Hds.	857	RH18Y	.028
	Statesman (Dual Carb.)	854	RH10C	.030
	Statesman (Single Carb.)	871	RJ8C	.030
1955	V-8 3/4" Reach	405	RN14YC	.035
	V-8 7/16" Reach	857	RH18Y	.030
1953-46	Exc. Dual Jet	871	RJ8C	.028
1953	Dual Jet	857	RH18Y	.028
Before 1929	Adv. & Spec. 6	518	W18	.025
	Other Models	561	W16Y	.025
1942-34	14mm 3/4" Heads	818	RN2C	.030
	14mm 3/8" Heads	592	RJ12C	.030
1936-30	Other Models	541 / 516	RD16 / D16	.025
1930-29	Adv. & Spec. 6	541 / 516	RD16 / D16	.025
OAKLAND				
Before 1930	All Models	561	W16Y	.025
After 1929	All Models	541 / 516	RD16 / D16	.025
OLDSMOBILE				
1966	250 cid 6-Cyl.	404	RN12YC	.035
Before 1928	All Models	518	W18	.025
1966-64	All V-6	14	RJ12YC	.035
1966-57	All V-8	14	RJ12YC	.030
1963-62	215 cid 2-bbl. Aluminum	806	L92YC	.030
	215 cid 4-bbl. Aluminum	327	RL87YC	.030
1956-49	All V-8	58	RJ18YC	.030
1950-37	6-Cylinder	592	RJ12C	.035
1948-37	8-Cylinder	592	RJ12C	.030
1936-28	All Models	541 / 516	RD16 / D16	.025
OPEL				
Before 1967		896	L90C	.028
1966-57	1/2" Reach	327	RL87YC	.030
	1500cc (1.5L) 3/4" Reach	415	RN9YC	.030
	Diplomat V-8	102	RJ6C	.025
OVERLAND				
1939	All Models	592	RJ12C	.025
	4-Cylinder Engines	525 / 425 ²	25 / X	.025
	6-Cylinder Engines	561	W16Y	.025
PACKARD				
Thru June, 1934	Comp. Heads	541 / 516	RD16 / D16	.025
	Regular Heads	561	W16Y	.025
1958-57	All V-8	857	RH18Y	.035
1956-55	3/4" Reach	405	RN14YC	.035
	7/16" Reach	857	RH18Y	.035
1954-50	All Models	592	RJ12C	.030
1949-37	All Models	842	UY6	.030
1936-31	All Models	592	RJ12C	.025

Year	Model/Engine Notes	Copper Plus		Gap
		Stk #	Plug Type	
PAIGE				
	All Models	561	W16Y	.025
PARAMOUNT CABS				
	All Models	561	W16Y	.025
PEERLESS				
Before 1930	All Models	561	W16Y	.025
After 1929	All Models & 81	541 / 516	RD16 / D16	.025
PEUGEOT				
	204	415	RN9YC	.025
	403C	104	RN4C	.025
	403	327	RL87YC	.025
	404 1/2" Reach	874	RL82C	.025
	404 3/4" Reach	339	RN6YC	.025
	404 7/16" Reach	538	RH8C	.025
PIERCE ARROW				
Before 1936	Other Models	518	W18	.025
1938-36	All Models	854	RH10C	.025
	All 12-Cylinder Models	592	RJ12C	.025
PLYMOUTH				
Before 1929	All Models	561	W16Y	.025
1966-65	273 cid 2-bbl.	405	RN14YC	.035
	273 cid 4-bbl.	404	RN12YC	.035
1966	426 cid 3/4" Reach	404	RN12YC	.035
	440 cid Hi-Perf.	14	RJ12YC	.035
	440 cid Standard	63	RJ14YC	.035
1966-60	198 & 225 cid OHV	405	RN14YC	.035
	318 & 361 cid	63	RJ14YC	.035
	383 cid 2-bbl.	63	RJ14YC	.035
	383 cid 4-bbl.	14	RJ12YC	.035
	383 cid Two 4-bbl.	14	RJ12YC	.035
1965-63	426 cid 3/8" Reach	14	RJ12YC	.035
1959-58	All V-8s exc. Commando	63	RJ14YC	.035
	Commando V-8	14	RJ12YC	.035
1959-57	6-Cylinder L-Head	871	RJ8C	.035
1957-55	All V-8s	58	RJ18YC	.035
1956-51	6-Cylinder L-Head	592	RJ12C	.035
1950-46	All Models	592	RJ12C	.030
1942-31	Aluminum Heads	854	RH10C	.025
	Regular Heads	592	RJ12C	.025
1931-28	All Models	541 / 516	RD16 / D16	.025
PONTIAC				
1966	230 cid	14	RJ12YC	.035
Before 1930	All Models	561	W16Y	.025
1966-60	All Other V-8	14	RJ12YC	.035
1965-64	215 cid	404	RN12YC	.035
1963-61	194 cid	14	RJ12YC	.035
1962	215 cid	806	L92YC	.035
1961	215 cid	327	RL87YC	.035
1959-55	All V-8	58	RJ18YC	.035
1954-32	All Models	592	RJ12C	.025
1931-30	All Models	541 / 516	RD16 / D16	.025
PORSCHE				
	1600 Super 90, 75, 356 Std.	874	RL82C	.020
	1600C	327	RL87YC	.020
	911, 911L, 2000	339	RN6YC	.020
	912, Super 95, 356C, 912	814	RL82YC	.025
	Carerra	880	RN3C	.016

²Multi-Ground Plug



Year	Model/Engine Notes	Copper Plus		Gap
		Stk #	Plug Type	
RAMBLER				
1966-65	199 cid	405	RN14YC	.035
1966-64	232 cid	405	RN14YC	.035
1966-60	All V-8	857	RH18Y	.035
1965	196 cid OHV	857	RH18Y	.035
1965-60	196 cid L-Hd., 90 h.p.	854	RH10C	.035
1964-60	196 cid 127 & 138 hp.	857	RH18Y	.035
1959-56	All Models	854	RH10C	.035
1955-54	All Models	592	RJ12C	.030
RENAULT				
	All 18mm Heads	541 / 555	RD16 / UD16	.025
	All Other Models	896	L90C	.025
	R4, R8, 4L, Caravelle	327	RL87YC	.025
	R8 Gordini	696	C59R	.025
REO				
1936	All Models	854	RH10C	.025
Before 1927	All Models	525 / 425 ²	25 / X	.030
1935-28	All Models	541 / 516	RD16 / D16	.025
1927	All Models	518	W18	.025
REVERE				
	M, 25	561	W16Y	.025
RICKENBACKER				
	All Models	518	W18	.025
ROAMER				
	All Models	561	W16Y	.025
ROCKNE				
	1933 All Models	541 / 516	RD16 / D16	.025
	Models Thru 1932	569	W14	.025
ROLLIN				
	G-2	561	W16Y	.025
ROLLS ROYCE				
Before 1936	18mm Heads	541 / 516	RD16 / D16	.025
1939-35	Phantom, Silver Dawn	104	RN4C	.025
	Phantom "V" V-8, Silver Shadow	405	RN14YC	.025
	Silver Wraith, Cloud, & Dawn	104	RN4C	.025
ROOSEVELT				
	Double Dome Heads	541 / 516	RD16 / D16	.025
	Regular Heads	518	W18	.025
ROVER				
Before 1972	3.5L V-8	327	RL87YC	.025
1975-72	3.5L V-8	806	L92YC	.025
1958-53	All Models	104	RN4C	.030
	2.25L w/EEC	404	RN12YC	.030
	2000 Twin Carb.	332	RN7YC	.025
	2000	415	RN9YC	.030
	3.0L	404	RN12YC	.030
	All Other 3/4" Reach	405	RN14YC	.025
	Landrover 4 & 6-Cylinder (8.8:1 CR)	322 / 302	RN11YC4 / N11YC	.030
	Landrover 6-Cylinder (7.8:1 CR)	405	RN14YC	.030

²Multi-Ground Plug

Year	Model/Engine Notes	Copper Plus		Gap
		Stk #	Plug Type	
RUXTON				
	All Models	541 / 516	RD16 / D16	.025
SAAB				
	All Models	509	D9	.025
SAF-T-CAB				
	All Models	561	W16Y	.025
SIMCA				
	1000 Automatic, 1100	339	RN6YC	.025
	1000 Special, 1301GL	332	RN7YC	.025
	1000GL, 1100GL, GLS, LS	339	RN6YC	.025
	1000L, 1000LS, 1500	415	RN9YC	.025
	1100Ti	339	RN6YC	.025
	1200 Coupe, 1204	339	RN6YC	.025
	1200S	880	RN3C	.025
	1501, 1501GL, 1501 Special	415	RN9YC	.025
	3 & 6 hp. 508	871	RJ8C	.025
	900, 1000, 1000GLS	415	RN9YC	.025
	All Models 7/16" Reach	854	RH10C	.025
STAR				
	4 & 6-Cylinder Models	561	W16Y	.025
STEARNS-KNIGHT				
	All Models	518	W18	.025
STERLING-KNIGHT				
	All Models	569	W14	.025
STEVENS-DURYEA				
	All Models	561	W16Y	.025
STUDEBAKER				
1967-65	194 & 230 cid 3/4" Reach	404	RN12YC	.035
	283 cid Eng.	14	RJ12YC	.035
1964-61	All 6-Cylinder Eng.	857	RH18Y	.035
1964-58	259 cid Eng.	857	RH18Y	.035
1964	304 cid Jet Thrust Eng.	14	RJ12YC	.030
Before 1933	All others	518	W18	.025
	Hi-Comp. Heads	510	W10	.025
Before 1929	Dictator	569	W14	.025
1964-63	289 cid Jet Thrust Eng.	14	RJ12YC	.030
	289 cid Standard Eng.	857	RH18Y	.035
1962-58	289 cid Eng.	857	RH18Y	.035
1960-41	All 6-Cylinder Eng.	871	RJ8C	.025
1957-51	Exc. Golden Hawk	857	RH18Y	.035
1957	Golden Hawk	854	RH10C	.035
1956	Golden Hawk	404	RN12YC	.035
1940-33	All Models	541 / 516	RD16 / D16	.025
STUTZ & BLACKHAWKS				
Before 1933	All Models	541 / 516	RD16 / D16	.025
After 1932	All Models	514	D14	.025
TERRAPLANE				
	All Aluminum Heads	854	RH10C	.025
	All Regular Heads	871	RJ8C	.025
TRIUMPH				
	1800, 2000 Renown	896	L90C	.025
	GT6	404	RN12YC	.025
	Herald 1200, 1250	327	RL87YC	.025
	Mayflower, Herald 948cc	104	RN4C	.025
	Spitfire 1/2" Reach	327	RL87YC	.025
	Spitfire 3/4" Reach	404	RN12YC	.025
	TR2	874	RL82C	.025
	TR3, TR4, TR4A	327	RL87YC	.025



Year	Model/Engine Notes	Copper Plus		Gap
		Stk #	Plug Type	
TRIUMPH (cont)				
	Vitesse, Sports 6, 1300, 2000	415	RN9YC	.025
TUCKER				
	All Models	592	RJ12C	.025
VELIE				
	All Models	518	W18	.025
VIKING				
	All Models	541 / 516	RD16 / D16	.025
VOLKSWAGEN				
	All Models	327	RL87YC	.025
VOLVO				
	B16A, B16B, ED	871	RJ8C	.025
	B18A, B18D, P1800	327	RL87YC	.025
	B18B	327	RL87YC	.025
	B4B, B14A 10mm Heads	842	UY6	.025
	B4B, B14A 14mm Heads	871	RJ8C	.025
WESTCOTT				
	All Models	518	W18	.025
WHIPPET				
	4 & 6-Cylinder Models	561	W16Y	.025
WILLS SAINTE CLAIRE				
	6 & 8-Cylinder Eng.	502	D21	.025
WILLYS				
1962	Tornado 6-Cyl. Eng.	327	RL87YC	.030
1960-46	All Models	871	RJ8C	.030
1945-39	All Models	592	RJ12C	.030
	4, 6 & 8-Cylinder Eng. Thru 1938	541 / 516	RD16 / D16	.025
WILLYS KNIGHT				
	All Models	518	W18	.025
WINDSOR KNIGHT				
	All Other Models	541 / 516	RD16 / D16	.025
	Model 6-99	518	W18	.025
YELLOW CAB				
	06 Series A	518	W18	.025

**VINTAGE TRUCKS AND BUSES 1966 & OLDER**CAMIONS ET AUTOBUS ANCIENS 1920-1966
CAMIONES Y AUTOBUSES MÁS ANTIGUOS DE 1920-1966

Year	Model/Engine Notes	Copper Plus		Gap
		Stk #	Plug Type	
AHRENS-FOX				
	All 14mm Heads	871	RJ8C	.025
	All 18mm Heads	541 / 555	RD16 / UD16	.025
	All 7/8"-18 Heads	569	W14	.025

AMERICAN LAFRANCE				
	12, 212, 213, 245 18mm Heads	541 / 555	RD16 / UD16	.025
	12, 212, 213, 245 7/8"-18 Heads	518	W18	.025
	300, 312, 312A 14mm Heads	102	RJ6C	.025
	300, 312, 312A 7/8"-18 Heads	518	W18	.025
	AEF	514	D14	.025
	BF (460 & 560 Models), E	592	RJ12C	.025
	BF, BG, BH, BJ, F, G	854	RH10C	.025
	D, K, L, M, N, V	871	RJ8C	.025
	J	538	RH8C	.025
	Pioneer w/Chry. 413 cid Eng.	405	RN14YC	.035
	Pioneer w/IHC 549 cid Eng.	102	RJ6C	.030
	w/Buda Engines 18mm Heads	541 / 555	RD16 / UD16	.025
	w/Buda Engines 7/8"-18 Heads	518	W18	.025
	w/Cont. R6602, S6749, S6820	871	RJ8C	.025
	w/Cont. T6427, U6501	871	RJ8C	.025

AUTOCAR				
	315, 331, 377, 408, 477, 501	541 / 555	RD16 / UD16	.025
	358, 404, 453	569	W14	.025
	w/Cont. R6572, R6602	509	D9	.025
	w/Hall Scott 400, 470, 480	514	D14	.025
	w/Herc. 282, 320, HX707, JX263	569	W14	.025
	w/LeRoi H540 V-8	871	RJ8C	.025
	w/White 185A	102	RJ6C	.025
	w/White 390A (LPG)	509	D9	.016
	w/White 390A, 490A, 531AA	509	D9	.025

BROCKWAY				
	All 1/2"-14 Pipe Heads	525	25	.025
	All 14mm Heads	102	RJ6C	.025
	All 18mm Heads	541 / 555	RD16 / UD16	.025
	All 7/8"-18 Heads	510	W10	.025

CHEVROLET				
Before 1929	All Models	561	W16Y	.032
1966-63	194, 230, 250 & 292 cid	104	RN4C	.035
1966	366, 396, 401 & 478 cid	405	RN14YC	.030
1966-62	327 cid	102	RJ6C	.030
1966-60	164 cid 95 h.p.	806	L92YC	.035
1966-57	283 cid	871	RJ8C	.030
1965-58	348 & 409 cid	405	RN14YC	.030
1964-60	164 cid 110 h.p.	327	RL87YC	.030
1962-60	235 cid	871	RJ8C	.035
	261 cid	102	RJ6C	.035
1959-49	All 6-Cyl.	871	RJ8C	.030
1957-55	265 cid	871	RJ8C	.035
1948-41	All Models	842	UY6	.037
1940-33	All Models	871	RJ8C	.035
1932-29	All Models	541 / 555	RD16 / UD16	.032

LP-GAS ENGINES				
1966-63	153 cid	404	RN12YC	.020
	194 cid	104	RN4C	.020
	230, 250 & 292 cid	104	RN4C	.020

Year	Model/Engine Notes	Copper Plus		Gap
		Stk #	Plug Type	
DIAMOND REO				
GASOLINE ENGINES				
	6-130, 145, 170, 186, 200	14	RJ12YC	.025
	6-185	102	RJ6C	.025
	8-235, 8-250	854	RH10C	.035
	M331	871	RJ8C	.025

LP-GAS ENGINES				
	6-162, 6-190	14	RJ12YC	.020
	8-220, 8-230	854	RH10C	.020

DIAMOND T				
Before 1948	14mm Heads	102	RJ6C	.025
	18mm Heads	541 / 555	RD16 / UD16	.025
	7/8"-18 Heads	569	W14	.025
	All Eng. With 7/8"-18 Heads	569	W14	.025
	DT6-110	871	RJ8C	.025
	DT6-130, DT6-145, DT6-170, DT6-170B, DT6-185	102	RJ6C	.025
	DT6-186, DT6-186B, DT6-200	102	RJ6C	.025
	DT8-207, DT8-235	538	RH8C	.025
	DT8-252, DT8-253	102	RJ6C	.030
	XL264, XL308	871	RJ8C	.025
	XL372, XL406, XL450, XL501	102	RJ6C	.025
	w/Cont. K6271, K6298, K6330, K6363 (18mm)	541 / 555	RD16 / UD16	.025
	w/Cont. K6271, K6330, K6363 (14mm)	871	RJ8C	.025
	w/Cont. R6572, R6602	509	D9	.025
	w/Cont. T6427, T6371	514	D14	.025
	w/Hall Scott Engine 590	102	RJ6C	.025
	w/Herc. JX, QX, RX, WX	102	RJ6C	.025
	w/Herc. TDXB	871	RJ8C	.025

LP-GAS ENGINES				
	DT6-100	871	RJ8C	.020
	DT6-142, DT6-160, DT6-162, DT6-190	102	RJ6C	.020
	DT8-220	538	RH8C	.020
	W/Hall Scott 590	102	RJ6C	.015

DIVCO				
	All Eng. With 7/8"-18 Heads	518	W18	.025

CONTINENTAL ENGINES				
	25A, C400, F4140, F4162, Super 4	541 / 555	RD16 / UD16	.035
	F6218, F6226	541 / 555	RD16 / UD16	.030
	FO6226 (Golden Missile 6)	404	RN12YC	.025
	G4193 (Golden Missile 4)	857	RH18Y	.035

FORD ENGINES				
	All Models	129	RF10C	.030

HERCULES ENGINES				
	G298H (Spartan 6), G3000	102	RJ6C	.030
	G3400 LP-Gas	102	RJ6C	.020
	L237	871	RJ8C	.025
	QXD-3, QXLD-3	592	RJ12C	.025

NASH ENGINES				
	Super Six	871	RJ8C	.030



Year	Model/Engine Notes	Copper Plus		Gap
		Stk #	Plug Type	
DODGE				
1966-64	318 cid 18mm Heads	129	RF10C	.035
1966-61	OHV 6-Cyl.	405	RN14YC	.035
1966	383 cid	14	RJ12YC	.035
1966-60	318 cid 14mm Heads	14	RJ12YC	.035
	361 & 413 cid	14	RJ12YC	.035
1966-57	L-Head 6-Cyl.	871	RJ8C	.035
1959-49	8-Cyl. 3/4" Reach	104	RN4C	.035
	8-Cyl. 3/8" Reach	871	RJ8C	.035
1956-40	All Models	592	RJ12C	.035
	All 18mm Heads	541 / 555	RD16 / UD16	.025
	All 7/8"-18 Heads	561	W16Y	.025

FAGEOL				
	18mm Heads	514	D14	.025
	7/8"-18 Heads	561	W16Y	.025
	Freighter	102	RJ6C	.020
	Pony Express	592	RJ12C	.025

FLXIBLE				
1957-47	w/Buick Engs.	871	RJ8C	.025
	w/Fageol Engs.	102	RJ6C	.025
	w/White Engs.	509	D9	.025
1946-35	10mm Heads	842	UY6	.025
	14mm Heads	871	RJ8C	.025
1937-32	18mm Heads	541 / 555	RD16 / UD16	.025
	Flxette w/Ford Engs.	129	RF10C	.035

LP-GAS ENGINES:				
1957-47	w/Fageol Engs.	102	RJ6C	.016
	w/White Engs.	509	D9	.020

FORD				
1966-55	All 6-Cyl.	22	RF11YC	.035
	All V-8	129	RF10C	.035
1954-38	14mm Heads	854	RH10C	.025
1937-33	18mm Heads	541 / 555	RD16 / UD16	.025
1934-28	Model A & B	561 / 429 ¹	W16Y / 3X	.025
	Model T	525 / 425 ¹	25 / X	.025

G.M.C.				
Before 1960	(School Buses)	14	RJ12YC	.035
	All V-8	871	RJ8C	.035
Before 1929	All Models	518	W18	.025
1966-60	194, 230, 250, 292 cid	405	RN14YC	.035
1965-63	153 cid	404	RN12YC	.035
1962-60	270 cid	871	RJ8C	.035
1959-32	All 6-Cyl.	871	RJ8C	.035
1931-29	All Models	541 / 555	RD16 / UD16	.025
	283 cid Engs.	871	RJ8C	.035
	307 cid Engs.	14	RJ12YC	.035
	327 cid Engs.	102	RJ6C	.030
	396 cid Engs.	405	RN14YC	.030
	637 cid Engs. (LPG)	123	RN5C	.030
	702 V-12 3/4" Reach	104	RN4C	.030
	702 V-12 3/8" Reach	102	RJ6C	.030
	All 10mm Heads	842	UY6	.025
	All Other 18mm Heads	541 / 555	RD16 / UD16	.025
	All V-6 3/4" Reach	404	RN12YC	.035
	All V-6 3/8" Reach	102	RJ6C	.030

Year	Model/Engine Notes	Copper Plus		Gap
		Stk #	Plug Type	
GILLIG BUSES				
	w/Ford 534 cid V-8	129	RF10C	.030
	w/Hall Scott 590	102	RJ6C	.022
	w/IHC V501	871	RJ8C	.025

INTERNATIONAL HARVESTER				
Before 1967	152, 196 cid	14	RJ12YC	.030
	6-232	404	RN12YC	.030
	BD-264, BG-265, BD-265	14	RJ12YC	.030
	BD-308	871	RJ8C	.030
	BG-220, BD-220, BD-240, BG-241	14	RJ12YC	.030
	FTV-549, FTVS-549	14	RJ12YC	.035
	RD-372, RD-406	102	RJ6C	.030
	RD-450, RD-501	102	RJ6C	.030
	V-266, V-304, V-345	14	RJ12YC	.035
	V-392, VS-478	14	RJ12YC	.035
	V-401, V-461, V-478, V-549	102	RJ6C	.035
Before 1957	All 14mm Heads	102	RJ6C	.025
	All 18mm Heads	541 / 555	RD16 / UD16	.025
	All 7/8"-18 Heads	518	W18	.025

LP-GAS ENGINES				
Before 1967	BG-241, BG-265	102	RJ6C	.016
	BG-308, RD-450, RD-501	102	RJ6C	.016
	V-304, V-345	102	RJ6C	.016
	V-401, V-461, V-549	102	RJ6C	.016

JEEP				
1966-65	225 cid V-6	14	RJ12YC	.035
	232 cid	405	RN14YC	.035
	327 cid V-8	857	RH18Y	.035
1966-63	230 cid	327	RL87YC	.030
1962-60	134 cid	871	RJ8C	.035
	226 cid	871	RJ8C	.035

KENWORTH				
1957-55	w/Ford Engs. (Used in Buses)	22	RF11YC	.030
	w/Ford Engs. (Used in Trucks)	129	RF10C	.030
1954	w/Ford Engs.	538	RH8C	.030
	Early Models 18mm Heads	514	D14	.025
	Early Models 7/8"-18 Heads	561	W16Y	.025
	w/Buda LO525	102	RJ6C	.025
	w/Cont. 14mm Heads	871	RJ8C	.025
	w/Cont. 18mm Heads	509	D9	.025
	w/Hall Scott 400, 935, 1091 Exhaust	514	D14	.020
	w/Hall Scott 400, 935, 1091 Intake	502	D21	.020
	w/Hall Scott 590	102	RJ6C	.020
	w/IHC RD450, RD501	102	RJ6C	.030
	w/LeRoi H540	102	RJ6C	.025
	w/Wauk. 140GZB, 140GKB, 145GZB, 145GKB	538	RH8C	.025
	w/Wauk. 6MZR	514	D14	.025

LP-GAS ENGINES				
	w/Hall Scott 400, 935, 1091 Exhaust	506	D6	.015
	w/Hall Scott 400, 935, 1091 Intake	514	D14	.015
	w/Hall Scott 590	102	RJ6C	.015

¹Electrical overload voids warranty

**VINTAGE TRUCKS AND BUSES 1966 & OLDER**CAMIONS ET AUTOBUS ANCIENS 1920-1966
CAMIONES Y AUTOBUSES MÁS ANTIGUOS DE 1920-1966

Year	Model/Engine Notes	Copper Plus		Gap	
		Stk #	Plug Type		
MACK					
	Early Models	561	W16Y	.025	
BUSES					
	All 14mm Heads	102	RJ6C	.030	
	All 18mm Heads	541 / 555	RD16 / UD16	.030	
FIRE EQUIPMENT					
	EN354A	514	D14	.030	
	EN405, EN431, EN457 (Right or Front)	102	RJ6C	.030	
	EN471, EN510 (Right or Front)	102	RJ6C	.030	
	EN510A 14mm Heads	871	RJ8C	.030	
	EN510A 18mm Heads	514	D14	.030	
	EN707A, EN707B (Left or Rear)	514	D14	.030	
	EN707A, EN707B (Right or Front)	541 / 555	RD16 / UD16	.030	
	EN707A, EN707B 14mm Heads	102	RJ6C	.030	
	EO, EP, EY, 14mm Heads (Right or Front)	102	RJ6C	.030	
	EO, EP, EY, 18mm Heads (Right or Front)	541 / 555	RD16 / UD16	.030	
MILITARY					
	EH, NJU, EY	102	RJ6C	.030	
TRUCKS					
	ALL 18mm Heads	514	D14	.025	
	All 14mm 3/4" Reach Heads	104	RN4C	.030	
	All 14mm 3/8" Reach Heads	871	RJ8C	.030	
OSHKOSH					
	All 14mm 3/8" Reach Heads	102	RJ6C	.025	
	All 14mm 7/16" Reach Heads	538	RH8C	.025	
	All 18mm Heads	541 / 555	RD16 / UD16	.020	
	All 7/8"-18 Heads	561	W16Y	.025	
REO					
Before 1926	All Models	525	25	.025	
1950-40	All Models	102	RJ6C	.025	
1939-37	4-Cyl.	871	RJ8C	.025	
	6-Cyl.	854	RH10C	.025	
1936-30	All Models	541 / 555	RD16 / UD16	.025	
1929-26	All Models	518	W18	.025	
	GC228 (For Fouling)	871	RJ8C	.025	
	GC245, GC288, GC310	102	RJ6C	.025	
	OA110, OA255	871	RJ8C	.025	
	OA292, OA331, OA145, OA130	102	RJ6C	.025	
	OH160, OH170, OH170B	102	RJ6C	.025	
	OH185, OH186, OH186B, OH200	102	RJ6C	.025	
	OV195, OV207, OV235, OV255, OV220	538	RH8C	.025	
	S140	871	RJ8C	.025	
	S3, S3L, S5, S209, S228	854	RH10C	.025	
	LP-GAS ENGINES				
		OA331, OA142, OA255, OA100	102	RJ6C	.020
		OH160, OH162, OH190	102	RJ6C	.020
	SEAGRAVE				
		Early Models 14mm Heads	102	RJ6C	.022
	Early Models 18mm Heads	541 / 555	RD16 / UD16	.022	
	Early Models 7/8"-18 Heads	569	W14	.022	
FIRE TRUCKS					
	530, 531, E531, 906, 14mm Heads	854	RH10C	.022	

Year	Model/Engine Notes	Copper Plus		Gap
		Stk #	Plug Type	
SEAGRAVE (cont)				
FIRE TRUCKS (cont)				
	530, 531, E531, 906, 18mm Heads	541 / 555	RD16 / UD16	.022
	66, 80, J-770	854	RH10C	.022
	F, H	569	W14	.022
	G, 12J, 900	541 / 555	RD16 / UD16	.022
	w/Cont. Eng's.	569	W14	.022
	w/Hall Scott 590GV-4	102	RJ6C	.022
	w/Hall Scott 6182-G2, 6156-G2 Exhaust	514	D14	.020
	w/Hall Scott 6182-G2, 6156-G2 Intake	502	D21	.020
	w/Herc. Eng's.	569	W14	.022
	w/Wauk. 140GZB, 145GZB	538	RH8C	.022
STUDEBAKER				
Before 1927	All Models	525	25	.025
1964-61	6-Cyl.	857	RH18Y	.025
1964-54	V-8	854	RH10C	.035
1960-49	6-Cyl.	871	RJ8C	.025
1948-38	All Models	871	RJ8C	.025
1940-37	All Models	569	W14	.025
1936-26	Dual Ignition	871	RJ8C	.025
	Exc. Dual Ignition	518	W18	.025
	All 18mm Heads	541 / 555	RD16 / UD16	.025
TWIN COACH				
	41S, 44D, 44S, 50S, 58D	102	RJ6C	.025
	Early Models 14mm Heads	538	RH8C	.025
	Early Models 18mm Heads	514	D14	.025
	Early Models 7/8"-18 Heads	561	W16Y	.025
	FL30, FL33, FL35, FL40, FLT, FTC	102	RJ6C	.025
	Series 34, 38	102	RJ6C	.025
	w/Fageol 44	871	RJ8C	.025
LP-GAS ENGINES				
	41S, 44D, 44S, 50S, 58D	102	RJ6C	.016
	FL30, FL33, FL35, FL40, FLT, FTC	102	RJ6C	.016
	Series 34, 38	102	RJ6C	.016
WARNER-SWAZEY				
	R-200 w/Ford 534 cid Eng's.	129	RF10C	.030
WHITE				
	All 14mm 3/8" Reach Heads	102	RJ6C	.025
	All 14mm 7/16" Reach Heads	538	RH8C	.025
	All 18mm Heads	509	D9	.025
	All 7/8"-18 Heads	569	W14	.025
LP-GAS ENGINES				
	All 14mm Heads	102	RJ6C	.020
	All 18mm Heads	509	D9	.020
WILLYS				
1962-40	Except Tornado	871	RJ8C	.030
1962	Tornado Engine	327	RL87YC	.030
	Early Models 1/2"-14 Pipe Heads	525	25	.025
	Early Models 18mm Heads	541 / 555	RD16 / UD16	.025
	Early Models 7/8"-18 Heads	518	W18	.025



Model/Engine	Year	Copper Plus®		Alternate Plug		Power Sport™	Gap
		Stk #	Plug Type	Stk #	Plug Type		
ACTION							
Attack	1998-1996	874	RL82C	811	L82C	---	.024
Buddy, Outback	1998-1996	830	RL86C	306	L86C	---	.024
Outlaw	1998-1996	874	RL82C	811	L82C	---	.024
Small Fry	1998-1996	830	RL86C	306	L86C	---	.024
ADVENTURER							
HM100	1980-1977	871	RJ8C	841	J8C	---	.024
AMERICAN CONTINENTAS							
ACG-300, ACG-4000		871	RJ8C	841	J8C	---	.030
AMPHICAT							
w/Sachs		509	D9	---	---	---	.030
w/CCW		509	D9	---	---	---	.030
w/Briggs & Stratton		868	RJ19LM	861	J19LM	---	.030
ARCO E-Z RIDER							
3-Z Three-Wheeler, Go-Karts, Mini-Bikes		871	RJ8C	841	J8C	---	.030
ARCTIC CAT							
1000 Mudpro w/H-2	2011-2010	977	RG6YC	---	---	---	.028
1000 TRV w/H-2	2011-2009	977	RG6YC	---	---	---	.028
150 Utility	2011-2009	809	RA6HC	---	---	8809	.028
250	2005-1999	810	RA8HC	---	---	8812	.028
250 DVX	2008-2006	810	RA8HC	---	---	8812	.028
250 Utility	2009-2006	810	RA8HC	---	---	8812	.028
300 DVX	2011-2009	810	RA8HC	---	---	8812	.028
300 Utility	2010	810	RA8HC	---	---	8812	.028
	2003-1998	810	RA8HC	---	---	8812	.028
366 SE	2010	654	G59C	---	---	8698	.028
366 Utility	2011-2008	654	G59C	---	---	8698	.028
375 2X4, 375 4X4	2002	654	G59C	---	---	8698	.028
400 DVX	2008-2004	654	G59C	---	---	8698	.028
400 TRV	2010-2009	654	G59C	---	---	8698	.028
400 Utility	2008-1998	654	G59C	---	---	8698	.028
450 Utility	2011-2010	654	G59C	---	---	8698	.028
454 Utility	1998-1996	654	G59C	---	---	8698	.028
50 DVX, 50 Utility	2008-2006	808	Z9Y	---	---	---	.024
500 Utility	2009-1998	654	G59C	---	---	8698	.028
550 Prowler, 550 TRV, 550 Utility w/H-1	2011-2009	977	RG6YC	---	---	---	.028
650 Mudpro w/H-1	2011-2010	977	RG6YC	---	---	---	.028
650 Prowler w/H-1	2009-2006	977	RG6YC	---	---	---	.028
650 TRV w/H-1	2009-2007	977	RG6YC	---	---	---	.028
650 Utility w/H-1	2011-2006	977	RG6YC	---	---	---	.028
650 Utility w/V-twin	2006-2004	654	G59C	---	---	8698	.028
700 Mudpro w/H-1	2011-2009	977	RG6YC	---	---	---	.028
700 Prowler w/H-1	2011-2008	977	RG6YC	---	---	---	.028
700 TRV w/H-1	2011-2009	977	RG6YC	---	---	---	.028
700 Utility w/H-1	2011-2009	977	RG6YC	---	---	---	.028
700 Utility	2008-2006	654	G59C	---	---	8698	.028
90 DVX	2006	808	Z9Y	---	---	---	.024
90 Utility	2008-2006	808	Z9Y	---	---	---	.024
Prowler 1000 w/H-2	2011-2009	977	RG6YC	---	---	---	.028
ThunderCat 1000 w/H-2	2010-2009	977	RG6YC	---	---	---	.028
ThunderCat 950 w/H-2	2008	977	RG6YC	---	---	---	.028
ARGO							
Argo 6 w/Kohler	1982-1977	880	RN3C	801	N3C	8902	.030
	1976-1975	818	RN2C	805	N2C	8904	.030
		846	CJ14	---	---	---	.024
Argo 6 w/Kohler 18mm Heads	1974-1970	509	D9	---	---	---	.030
Argo 6 w/Kohler 14mm Heads	1974	818	RN2C	805	N2C	8904	.030
Argo 6 w/Tecumseh, 3/4" Reach		104	RN4C	803	N4C	8902	.030
Argo 6 w/Kohler Twin		25	RV17YC	---	---	---	.024
Argo 6 w/Kawasaki L/C V-Twin		846	CJ14	---	---	---	.024



Model/Engine	Year	Copper Plus®		Alternate Plug		Power Sport™	Gap
		Stk #	Plug Type	Stk #	Plug Type		
ARGO (cont)							
Argo 6 w/Briggs & Stratton Twin		868	RJ19LM	861	J19LM	---	.030
Argo 6 w/Tecumseh, 1/2" Reach		874	RL82C	811	L82C	---	.030
Argo 6 w/Briggs & Stratton Vanguard		431	RC14YC	---	---	8071	.030
Argo 8 w/Kohler	1982-1977	880	RN3C	801	N3C	8902	.030
	1976-1975	818	RN2C	805	N2C	8904	.030
		846	CJ14	---	---	---	.024
Argo 8 w/Kohler 18mm Heads	1974-1970	509	D9	---	---	---	.030
Argo 8 w/Kohler 14mm Heads	1974	818	RN2C	805	N2C	8904	.030
Argo 8 w/Briggs & Stratton Twin		592	RJ12C	---	---	---	.030
Argo 8 w/Kohler Twin		25	RV17YC	---	---	---	.024
Argo 8 w/Tecumseh, 1/2" Reach		874	RL82C	811	L82C	---	.030
Argo 8 w/Briggs & Stratton Vanguard		431	RC14YC	---	---	8071	.030
Argo 8 w/Kawasaki L/C V-Twin		846	CJ14	---	---	---	.024
Argo 8 w/Tecumseh, 3/4" Reach		104	RN4C	803	N4C	8902	.030
Response w/Kohler		431	RC14YC	---	---	8071	.030
ASM							
w/30cc		871	RJ8C	841	J8C	---	.020
w/100cc		830	RL86C	306	L86C	---	.020
w/90cc		830	RL86C	306	L86C	---	.020
ATTEX							
w/JLO 252cc		514	D14	---	---	---	.030
w/JLO 399cc		880	RN3C	801	N3C	8902	.030
w/Tecumseh, 1/2" Reach		830	RL86C	306	L86C	---	.030
w/JLO 440cc		818	RN2C	805	N2C	8904	.030
w/JLO 295cc		509	D9	---	---	---	.030
w/Xenoah		818	RN2C	805	N2C	8904	.030
AVENGER							
K181S	1984-1980	840	RCJ8	843	CJ8	---	.024
BAJAJ							
Autoriksha, Chetak	1985-1980	830	RL86C	306	L86C	---	.020
Pickup Truck, TriStar Tractor Trailer	1984-1980	830	RL86C	306	L86C	---	.020
Viking	1985-1980	830	RL86C	306	L86C	---	.020
BENELLI							
Amico Scooter		104	RN4C	803	N4C	8902	.030
Bo-Bo		123	RN5C	120	N5C	---	.030
BOMBARDIER (CAN-AM)							
Commander 1000	2011	809	RA6HC	---	---	8809	.028
Commander 800	2011	809	RA6HC	---	---	8809	.028
DS250	2011-2006	654	G59C	---	---	8698	.028
DS450	2011-2008	905	RA4HC	---	---	8809	.028
DS50	2006-2002	814	RL82YC	328	L82YC	8814	.028
DS650	2007-2000	809	RA6HC	---	---	8809	.028
DS90	2007-2002	814	RL82YC	328	L82YC	8814	.028
	2007	808	Z9Y	---	---	---	.024
	2006-2002	808	Z9Y	---	---	---	.028
Outlander 330 HO	2005-2003	809	RA6HC	---	---	8809	.028
Outlander 400	2011-2003	809	RA6HC	---	---	8809	.028
Outlander 500	2011-2007	809	RA6HC	---	---	8809	.028
Outlander 650	2011-2007	809	RA6HC	---	---	8809	.028
Outlander 800	2011-2006	809	RA6HC	---	---	8809	.028
Outlander Max 400	2011-2006	809	RA6HC	---	---	8809	.028
Outlander Max 500	2011-2007	809	RA6HC	---	---	8809	.028
Outlander Max 650	2011-2007	809	RA6HC	---	---	8809	.028
Outlander Max 800	2011-2006	809	RA6HC	---	---	8809	.028
Quest 50	2004-2003	814	RL82YC	328	L82YC	8814	.028
Quest 500	2005-2003	809	RA6HC	---	---	8809	.028
Quest 650	2004-2003	809	RA6HC	---	---	8809	.028
Quest 90	2006-2003	808	Z9Y	---	---	---	.028
Rally 200	2005-2003	654	G59C	---	---	8698	.028



Model/Engine	Year	Copper Plus®		Alternate Plug		Power Sport™	Gap
		Stk #	Plug Type	Stk #	Plug Type		
BOMBARDIER (CAN-AM) (cont)							
Renegade 500	2011-2008	809	RA6HC	---	---	8809	.028
Renegade 800	2011-2007	809	RA6HC	---	---	8809	.028
Traxter 500	2004-1998	809	RA6HC	---	---	8809	.028
CANNONDALE							
Blaze, Cannibal	2003-2002	653	G57C	---	---	8654	.028
FX400	2001	653	G57C	---	---	8654	.028
Glamis	2003	653	G57C	---	---	8654	.028
Moto 440, Speed	2003-2002	653	G57C	---	---	8654	.028
COBRA							
ECX70	2009-2006	339	RN6YC	315	N6YC	8339	.024
EXC50	2008-2006	339	RN6YC	315	N6YC	8339	.024
COOT							
124SS, 444SS, Crocodile		871	RJ8C	841	J8C	---	.030
Red Baron		509	D9	---	---	---	.030
Searcher, Snoopy		871	RJ8C	841	J8C	---	.030
CUSHMAN							
Exc. Trackster, 18mm Threads		541	RD16	555	UD16	---	.030
Exc. Trackster, 14mm Threads		854	RH10C	844	H10C	---	.030
Hollister w/18mm Heads		21	RF14YC	---	---	---	.030
Hollister w/14mm Heads		18	RV15YC4	---	---	8018	.030
Trackster		825	J4C	---	---	---	.030
HONDA							
ATC110	1985-1982	888	P8Y	---	---	---	.028
	1981-1979	816	P7	---	---	---	.028
ATC125M	1987-1984	810	RA8HC	---	---	8812	.028
ATC185S	1983-1980	810	RA8HC	---	---	8812	.028
ATC200	1983-1981	809	RA6HC	---	---	8809	.028
ATC200D	1997-1990	809	RA6HC	---	---	8809	.028
ATC200E	1987-1981	809	RA6HC	---	---	8809	.028
ATC200ES	1984-1983	809	RA6HC	---	---	8809	.028
ATC200M, ATC200S, ATC200X	1987-1981	809	RA6HC	---	---	8809	.028
ATC250ES	1987-1985	810	RA8HC	---	---	8812	.028
ATC250R	1986-1981	880	RN3C	801	N3C	8902	.024
ATC250SX	1987-1985	810	RA8HC	---	---	8812	.028
ATC350	1989-1986	810	RA8HC	---	---	8812	.028
ATC70	1985-1973	808	Z9Y	---	---	---	.028
ATC90	1978-1970	816	P7	---	---	---	.028
Big Red	2011-2009	71	RC12YC	---	---	8071	.044
Foreman 450	2004-2000	810	RA8HC	---	---	8812	.028
Foreman S	2003-1998	809	RA6HC	---	---	8809	.036
Odyssey, Odyssey	1984-1977	880	RN3C	801	N3C	8902	.032
Odyssey	1985	818	RN2C	805	N2C	8904	.032
Pilot	1990-1989	880	RN3C	801	N3C	8902	.032
Rubicon 450	2001	810	RA8HC	---	---	8812	.028
TRX125	1988-1985	809	RA6HC	---	---	8809	.028
TRX200	1997-1984	809	RA6HC	---	---	8809	.028
TRX200SX	1986	810	RA8HC	---	---	8812	.028
TRX250 Recon	2011-1998	809	RA6HC	---	---	8809	.036
TRX250EX	2008-1985	809	RA6HC	---	---	8809	.028
TRX250R	1989	332	RN7YC	---	---	8332	.032
	1988-1986	818	RN2C	805	N2C	8904	.032
TRX250X	2011-1987	809	RA6HC	---	---	8809	.032
TRX300	2001-1988	809	RA6HC	---	---	8809	.036
TRX300EX	2009-1993	809	RA6HC	---	---	8809	.028
TRX300FW	2001-1988	809	RA6HC	---	---	8809	.036
TRX350	1989-1986	809	RA6HC	---	---	8809	.028
TRX350T Rancher	2006-2000	810	RA8HC	---	---	8812	.036
TRX400EX Sportrax	2008-1999	809	RA6HC	---	---	8809	.036
TRX400FA FourTrax Rancher	2007-2004	809	RA6HC	---	---	8809	.036
TRX400FW Foreman	2004-1995	809	RA6HC	---	---	8809	.036



Model/Engine	Year	Copper Plus®		Alternate Plug		Power Sport™	Gap
		Stk #	Plug Type	Stk #	Plug Type		
HONDA (cont)							
TRX400X Sportrax	2009	809	RA6HC	---	---	8809	.036
TRX420 Rancher	2011-2007	71	RC12YC	---	---	8071	.044
TRX420 Ranger	2011-2009	71	RC12YC	---	---	8071	.044
TRX450ES	2003-1998	809	RA6HC	---	---	8809	.036
TRX450R Sportrax	2005-2004	809	RA6HC	---	---	8809	.036
TRX500F Foreman	2011-2006	71	RC12YC	---	---	8071	.044
TRX500F Rubicon	2007-2006	810	RA8HC	---	---	8812	.028
TRX500FA Foreman Rubicon	2005-2001	810	RA8HC	---	---	8812	.028
TRX500FGA FourTrax Foreman Rubicon GPScape	2005-2004	810	RA8HC	---	---	8812	.028
TRX650F Rincon	2005-2004	71	RC12YC	---	---	8071	.044
TRX680F Rincon	2010-2006	71	RC12YC	---	---	8071	.044
TRX70	1987-1986	808	Z9Y	---	---	---	.028
TRX700XX Sportrax	2009-2008	---	---	9803	RC8WMPB4	---	.044
TRX90	2009-2007	808	Z9Y	---	---	---	.024
	2006-1993	808	Z9Y	---	---	---	.028
HUSTLER							
880		883	QL78C	807	L78C	8883	.024
900		880	RN3C	801	N3C	8902	.030
940-45		854	RH10C	844	H10C	---	.030
Hustler	1970-1969	509	D9	---	---	---	.030
Tricart		871	RJ8C	841	J8C	---	.030
HYDRO TRAXX							
6 Wheeler		431	RC14YC	---	---	8071	.030
ITALJET							
Coyote	1995-1990	830	RL86C	306	L86C	---	.024
JAWA							
Scoters		830	RL86C	306	L86C	---	.030
Transistor 40		854	RH10C	844	H10C	---	.030
JOHN DEERE							
Gator 6X4		846	CJ14	---	---	---	.030
K & P KARTS							
Black Widow		686	C57	---	---	---	.030
Bug Sprint, Dune Bug		871	RJ8C	841	J8C	---	.030
Humbug		840	RCJ8	843	CJ8	---	.030
Super Sprint, Wasp		686	C57	---	---	---	.030
K-C KART (KODY)							
w/Briggs & Stratton		868	RJ19LM	861	J19LM	---	.030
KAWASAKI							
KAF300 Mule 550	2004-1988	322	RN11YC4	302	N11YC	8415	.028
KAF450 Mule 1000	1997-1991	810	RA8HC	---	---	8812	.028
KAF540 Mule 520	1991-1990	322	RN11YC4	302	N11YC	8415	.032
KAF620 Mule 2500, KAF620 Mule 2510, KAF620 Mule 2520	2001-1993	846	CJ14	---	---	---	.028
KAF620 Mule 3000, KAF620 Mule 3010, KAF620 Mule 3020	2004-2001	405	RN14YC	---	---	8405	.028
KEF300 Lakota 300	2003-1995	809	RA6HC	---	---	8809	.028
KFX450R	2011-2008	977	RG6YC	---	---	---	.032
KLF110 Mojave 110E	1988-1987	808	Z9Y	---	---	---	.028
KLF185 Bayou 185	1988-1985	809	RA6HC	---	---	8809	.028
KLF220 Bayou 220	2002-1988	809	RA6HC	---	---	8809	.024
KLF250 Bayou 250	2011-2003	809	RA6HC	---	---	8809	.024
KLF300 Bayou 300	2004-1989	809	RA6HC	---	---	8809	.028
	1988-1985	880	RN3C	801	N3C	8902	.032
KLF400 Bayou 400	1999-1993	809	RA6HC	---	---	8809	.028
KLT110	1986	808	Z9Y	---	---	---	.028
	1985-1984	810	RA8HC	---	---	8812	.028
KLT160	1985	810	RA8HC	---	---	8812	.028
KLT185	1987	880	RN3C	801	N3C	8902	.032
	1986	809	RA6HC	---	---	8809	.028
KLT200	1984-1981	104	RN4C	803	N4C	8902	.032



Model/Engine	Year	Copper Plus®		Alternate Plug		Power Sport™	Gap
		Stk #	Plug Type	Stk #	Plug Type		
KAWASAKI (cont)							
KLT250 Prairie	1985-1982	880	RN3C	801	N3C	8902	.032
KSF250 Mojave 250	2004-1989	809	RA6HC	---	---	8809	.036
KSF400 KFX400	2006-2003	654	G59C	---	---	8698	.028
KSF50 KFX50	2009-2007	808	Z9Y	---	---	---	.028
	2006-2003	814	RL82YC	328	L82YC	8814	.028
KSF80 KFX80	2006-2003	814	RL82YC	328	L82YC	8814	.028
KSV700 KFX700	2009-2004	654	G59C	---	---	8698	.028
KVF300 Prairie 300	2002-1999	809	RA6HC	---	---	8809	.028
KVF360 Prairie 360	2011-2003	809	RA6HC	---	---	8809	.036
KVF400 Prairie 400	2002-1997	809	RA6HC	---	---	8809	.028
KVF650 Brute Force 650	2011-2005	654	G59C	---	---	8698	.028
KVF650 Prairie 650	2003-2002	654	G59C	---	---	8698	.028
KVF700 Prairie 700	2006-2004	654	G59C	---	---	8698	.028
KVF750 Brute Force 750	2011-2005	654	G59C	---	---	8698	.028
KXF250 Tecate 4	1988-1987	880	RN3C	801	N3C	8902	.032
KXT250 Tecate	1987-1984	880	RN3C	801	N3C	8902	.032
LEM							
Cayman	2003-1997	874	RL82C	811	L82C	---	.024
Condor	2003-1999	874	RL82C	811	L82C	---	.024
MANCO							
ZSR-50 w/50cc		814	RL82YC	328	L82YC	8814	.028
ZSR-90 w/90cc		814	RL82YC	328	L82YC	8814	.028
MAX							
Big Max		880	RN3C	801	N3C	8902	.030
Rim		830	RL86C	306	L86C	---	.030
Unknown w/JLO		509	D9	---	---	---	.030
MIDWEST							
Bobcat 50		830	RL86C	306	L86C	---	.030
Panda		889	Z6	---	---	---	.028
Tiger 125		809	RA6HC	---	---	8809	.028
MINI BRUTE							
w/Chrysler		830	RL86C	306	L86C	---	.030
w/Solo		874	RL82C	811	L82C	---	.030
MOTO GUZZI							
Chiu		123	RN5C	120	N5C	---	.030
MULAN							
QM50QW, QM50QW-A		929	RL95YC	---	---	---	.024
PANDA							
KD125A, KD50A, KD80A	2001-2000	808	Z9Y	---	---	---	.028
POLARIS							
300	1995-1994	818	RN2C	805	N2C	8904	.028
ATP 330	2005-2004	71	RC12YC	---	---	8071	.036
ATP 500 HO	2005-2004	71	RC12YC	---	---	8071	.036
Big Boss 250	1993-1989	904	RN4YC	---	---	8904	.028
Big Boss 350L	1993-1992	904	RN4YC	---	---	8904	.028
Big Boss 400L	1997-1994	818	RN2C	805	N2C	8904	.028
Big Boss 500	1999-1998	71	RC12YC	---	---	8071	.028
Cyclone 250	1987	904	RN4YC	---	---	8904	.028
Hawkeye 300	2007-2006	654	G59C	---	---	8698	.028
Light Utility Hauler	2004-2002	71	RC12YC	---	---	8071	.028
Magnum 325 2X4, Magnum 325 4X4	2004-2000	344	RC9YC	---	---	---	.028
Magnum 330	2006	71	RC12YC	---	---	8071	.028
Magnum 425	1998-1995	71	RC12YC	---	---	8071	.028
Magnum 500	2004-1999	71	RC12YC	---	---	8071	.028
MV500 Military	2008-2007	71	RC12YC	---	---	8071	.028
MV700 Military	2011-2007	340	RC7YC	---	---	---	.036
MV800 Military	2008-2007	340	RC7YC	---	---	---	.036
MVRS700 Military	2010-2008	340	RC7YC	---	---	---	.036



Model/Engine	Year	Copper Plus®		Alternate Plug		Power Sport™	Gap
		Stk #	Plug Type	Stk #	Plug Type		
POLARIS (cont)							
MVRS800 - Military	2011-2008	340	RC7YC	---	---	---	.036
Outlaw 450	2010-2008	809	RA6HC	---	---	8809	.028
Outlaw 50	2011-2008	808	Z9Y	---	---	---	.024
Outlaw 500	2007	809	RA6HC	---	---	8809	.028
	2006	71	RC12YC	---	---	8071	.028
Outlaw 525	2011-2007	809	RA6HC	---	---	8809	.028
Outlaw 90	2011-2007	808	Z9Y	---	---	---	.024
Phoenix 200	2011-2006	808	Z9Y	---	---	---	.024
Predator 50	2007	808	Z9Y	---	---	---	.024
	2006-2004	814	RL82YC	328	L82YC	8814	.028
Predator 500	2007-2006	71	RC12YC	---	---	8071	.028
Predator 90	2006-2003	814	RL82YC	328	L82YC	8814	.028
Ranger 400	2011	71	RC12YC	---	---	8071	.028
Ranger 425	2004-2002	71	RC12YC	---	---	8071	.028
Ranger 500	2011-2000	71	RC12YC	---	---	8071	.028
Ranger 650	2004	71	RC12YC	---	---	8071	.028
Ranger 700	2009-2007	340	RC7YC	---	---	---	.036
Ranger 800	2011-2010	340	RC7YC	---	---	---	.036
Ranger RZR 170	2011-2010	808	Z9Y	---	---	---	.024
Ranger RZR 800	2011-2008	340	RC7YC	---	---	---	.036
Ranger RZR SW - Military	2011-2010	340	RC7YC	---	---	---	.036
Sawtooth 200	2007-2006	808	Z9Y	---	---	---	.024
Scrambler 250	1986-1985	904	RN4YC	---	---	8904	.028
Scrambler 380	1996-1995	818	RN2C	805	N2C	8904	.028
Scrambler 400	2004-1997	818	RN2C	805	N2C	8904	.028
Scrambler 50	2004-2001	814	RL82YC	328	L82YC	8814	.028
Scrambler 500	2011-1997	71	RC12YC	---	---	8071	.028
Scrambler 90	2004-2001	814	RL82YC	328	L82YC	8814	.028
Sport 380 ATV	1996-1994	818	RN2C	805	N2C	8904	.028
Sport 400L	1999-1994	818	RN2C	805	N2C	8904	.028
Sportsman 300	2010-2008	654	G59C	---	---	8698	.028
Sportsman 335	2001-1999	344	RC9YC	---	---	---	.028
Sportsman 380 4X4	1996-1994	818	RN2C	805	N2C	8904	.028
Sportsman 400	2011-2008	71	RC12YC	---	---	8071	.028
	2004-2001	71	RC12YC	---	---	8071	.028
Sportsman 400L	1997	818	RN2C	805	N2C	8904	.028
Sportsman 450	2007-2006	71	RC12YC	---	---	8071	.028
Sportsman 500	2011-1996	71	RC12YC	---	---	8071	.028
	2004-2000	71	RC12YC	---	---	8071	.028
Sportsman 550	2011-2010	71	RC12YC	---	---	8071	.028
Sportsman 550 LE	2010	71	RC12YC	---	---	8071	.028
Sportsman 550 Touring, Sportsman 550 XP LE	2011	71	RC12YC	---	---	8071	.028
Sportsman 600	2005-2002	340	RC7YC	---	---	---	.036
Sportsman 700	2008-2006	340	RC7YC	---	---	---	.036
	2004-2002	340	RC7YC	---	---	---	.036
Sportsman 700 Military	2006	340	RC7YC	---	---	---	.036
Sportsman 800	2011-2006	340	RC7YC	---	---	---	.036
Sportsman 850	2011-2009	991	REA8MCX	---	---	---	.036
Sportsman 90	2011-2007	808	Z9Y	---	---	---	.024
	2006-2001	814	RL82YC	328	L82YC	8814	.028
Sportsman X2 550	2011-2010	71	RC12YC	---	---	8071	.028
Trail Blazer 250	2006-1990	904	RN4YC	---	---	8904	.028
Trail Blazer 330	2011-2008	71	RC12YC	---	---	8071	.028
Trail Blazer 400	2004-2003	818	RN2C	805	N2C	8904	.028
Trail Boss 250	1999-1985	904	RN4YC	---	---	8904	.028
Trail Boss 330	2011-2003	71	RC12YC	---	---	8071	.028
Trail Boss 350	1993-1990	904	RN4YC	---	---	8904	.028
Trail Boss 400	2004-2001	344	RC9YC	---	---	---	.028
Utility Task Force	2004-2002	71	RC12YC	---	---	8071	.028
X2 500 EFI	2007	71	RC12YC	---	---	8071	.028
Xpedition 325	2002-2001	344	RC9YC	---	---	---	.028
Xpedition 425	2002-2000	71	RC12YC	---	---	8071	.028
Xplorer 250	2002-2000	818	RN2C	805	N2C	8904	.024



Model/Engine	Year	Copper Plus®		Alternate Plug		Power Sport™	Gap
		Stk #	Plug Type	Stk #	Plug Type		
POLARIS (cont)							
Xplorer 300	2001-1995	818	RN2C	805	N2C	8904	.024
Xplorer 400	2002-1999	818	RN2C	805	N2C	8904	.028
Xplorer 400L	1998-1994	818	RN2C	805	N2C	8904	.028
Xplorer 500	1998-1997	71	RC12YC	---	---	8071	.028
Xpress 300 2X4	1999-1995	818	RN2C	805	N2C	8904	.024
Xpress 400L	1997-1996	818	RN2C	805	N2C	8904	.028
POWER TRAC							
ATV-6000	2002	71	RC12YC	---	---	8071	.040
PUCH							
Mini-Bikes		874	RL82C	811	L82C	---	.030
RUPPSTER							
w/Chrysler		830	RL86C	306	L86C	---	.030
w/JLO		509	D9	---	---	---	.030
SACHS ENGINES							
KM24 Wankel w-1/2" Reach Plug		874	RL82C	811	L82C	---	.030
KM24 Wankel w-3/4" Reach Plug		880	RN3C	801	N3C	8902	.030
SANDPIPER							
Scooter		871	RJ8C	841	J8C	---	.030
SCAMP							
Mini-Bikes		871	RJ8C	841	J8C	---	.030
SHANAHAN							
Power Board, Power Scooter		863	RCJ8Y	848	CJ8Y	---	.024
SIERRA							
Trail Boss		506	D6	---	---	---	.030
SPD							
Tri-Cart		509	D9	---	---	---	.030
Tri-Cart, Tri-Cub		868	RJ19LM	861	J19LM	---	.030
STARCRAFT							
All Models		506	D6	---	---	---	.030
SUNDOWNER							
Mini-Bikes w/Sachs Eng.		830	RL86C	306	L86C	---	.030
SUZUKI							
ALT125 3x6	1985-1983	810	RA8HC	---	---	8812	.028
ALT185 3x6	1985	810	RA8HC	---	---	8812	.028
ALT50 Trailbuddy	1984-1983	929	RL95YC	---	---	---	.028
LT-50 QuadSport 50	2005-2003	810	RA8HC	---	---	8812	.028
LT-A400 Eiger 400 Automatic 2WD	2004-2002	654	G59C	---	---	8698	.028
LT-A400F Eiger 400 Automatic 4WD	2005-2002	654	G59C	---	---	8698	.028
LT-A50 Quadmaster 50	2004-2002	929	RL95YC	---	---	---	.028
LT-A500F Vinson 500 Automatic 4WD	2005-2003	654	G59C	---	---	8698	.028
LT-A500F Vinson 500 HO 4WD	2005-2002	654	G59C	---	---	8698	.028
LT-A500FC Vinson 500 Camo Automatic 4WD	2005-2004	654	G59C	---	---	8698	.028
LT-F 160 Quadrunner	2004-2003	810	RA8HC	---	---	8812	.028
LT-F160 Quadrunner	2001-1991	810	RA8HC	---	---	8812	.036
LT-F250	1998-1985	810	RA8HC	---	---	8812	.028
LT-F250 Ozark	2005-2002	809	RA6HC	---	---	8809	.028
LT-F250 Quadrunner 2WD, LT-F250F Quadrunner 2 & 4WD	2001-1999	810	RA8HC	---	---	8812	.028
LT-F300F King Quad 2 & 4WD	2001-1999	809	RA6HC	---	---	8809	.028
LT-F300F King Quad 4WD	2002	809	RA6HC	---	---	8809	.028
LT-F400 Eiger 400 2WD	2004-2002	654	G59C	---	---	8698	.028
LT-F400F Eiger 400 4WD	2005-2002	654	G59C	---	---	8698	.028
LT-F4WDX 280 King Quad	1998-1991	809	RA6HC	---	---	8809	.028
LT-F500F Quadrunner 2 & 4WD	2001-1998	654	G59C	---	---	8698	.028
LT-F500F Quadrunner 500 4WD	2002	654	G59C	---	---	8698	.028
LT-V700F TwinPeaks 700 4WD	2005-2004	654	G59C	---	---	8698	.028
LT-Z250 QuadSport	2005-2004	809	RA6HC	---	---	8809	.028



Model/Engine	Year	Copper Plus®		Alternate Plug		Power Sport™	Gap
		Stk #	Plug Type	Stk #	Plug Type		
SUZUKI (cont)							
LT-Z400 QuadSport	2005-2003	654	G59C	---	---	8698	.028
LT125 4x6 4WD	1983	810	RA8HC	---	---	8812	.028
LT125 Quadrunner 4WD	1987-1984	810	RA8HC	---	---	8812	.028
LT160E Quadrunner 4WD	1992-1989	810	RA8HC	---	---	8812	.028
LT185 Quadrunner 4WD	1987-1984	810	RA8HC	---	---	8812	.028
LT230E Quadrunner 4WD	1993-1985	810	RA8HC	---	---	8812	.028
LT230S QuadSport 4WD	1988-1985	810	RA8HC	---	---	8812	.028
LT250R QuadRacer 4WD	1992-1985	687	C59	---	---	8902	.024
	1987-1985	818	RN2C	805	N2C	8904	.024
LT250S QuadSport 4WD	1990-1989	818	RN2C	805	N2C	8904	.024
LT300E Quadrunner 4WD	1989-1987	809	RA6HC	---	---	8809	.028
LT50	2003-2002	929	RL95YC	---	---	---	.028
LT50 Quadrunner 4WD	1987-1984	929	RL95YC	---	---	---	.028
LT500R QuadRacer 4WD	1990-1987	880	RN3C	801	N3C	8902	.028
LT80	2003-1996	814	RL82YC	328	L82YC	8814	.028
LT80 QuadSport	2005-1987	814	RL82YC	328	L82YC	8814	.028
LTF230 Quadrunner 4WD	1987-1986	810	RA8HC	---	---	8812	.028
LTF400F Eiger	2007-2006	654	G59C	---	---	8698	.028
LTF4WD, LTF4WDX	1998-1985	810	RA8HC	---	---	8812	.028
LTR450 QuadRacer	2008-2006	654	G59C	---	---	8698	.028
LTZ400 QuadSport	2008-2006	654	G59C	---	---	8698	.028
Quadmaster 500 2 & 4WD	2001-2000	654	G59C	---	---	8698	.028
TAURUS							
w/Briggs & Stratton 650cc Twin	1988-1985	868	RJ19LM	861	J19LM	---	.030
TECUMSEH ENGINES							
HH817LB		856	RJ17LM	845	J17LM	---	.030
HMB25, HMB30, HMB35, HMB60, HSMB40, HSMB50, HSMB80, HSSMB70		871	RJ8C	841	J8C	---	.030
TERRA-JET							
453 w-3/8" Reach Plug		868	RJ19LM	861	J19LM	---	.030
453 w-1/2" Reach Plug		874	RL82C	811	L82C	---	.030
VA6		874	RL82C	811	L82C	---	.030
VA6-18 w-1/2" Reach Plug		874	RL82C	811	L82C	---	.030
VA6-18 w-3/8" Reach Plug		868	RJ19LM	861	J19LM	---	.030
TERRA-TIGER							
TT10, TT18		509	D9	---	---	---	.030
TRACKSTER							
Unknown w/OMC 437		825	J4C	---	---	---	.030
TRI-SPORT							
Baja Cub, Baja Scout, Baja Sportsman, Blazer, Nomad, Rover	1978	840	RCJ8	843	CJ8	---	.030
Unknown w/Kohler	1977-1975	818	RN2C	805	N2C	8904	.030
Unknown w/Briggs & Stratton	1977-1975	868	RJ19LM	861	J19LM	---	.030
TSI POWERED SPORTS							
Dirtboard, Powerbike, Powerboard, Powerscooter		863	RCJ8Y	848	CJ8Y	---	.024
YAMAHA							
200 DX	1989-1985	810	RA8HC	---	---	8812	.028
225 DX	1988-1986	810	RA8HC	---	---	8812	.028
4-Zinger	1986	327	RL87YC	312	L87YC	---	.024
Badger 80	2002-1985	808	Z9Y	---	---	---	.024
Banshee 350	2005-2002	818	RN2C	805	N2C	8904	.032
BearTracker 250	2004-1999	810	RA8HC	---	---	8812	.028
Big Bear 250	2008-2007	810	RA8HC	---	---	8812	.028
Big Bear 350	1999-1987	809	RA6HC	---	---	8809	.032
Big Bear 400	2008-2000	810	RA8HC	---	---	8812	.028
Blaster 200	2006-1988	818	RN2C	805	N2C	8904	.028
Breeze 125	2004-1992	808	Z9Y	---	---	---	.024
Bruin 250	2006-2005	810	RA8HC	---	---	8812	.028
Bruin 350	2006-2004	809	RA6HC	---	---	8809	.032
Champ 100	1991-1987	808	Z9Y	---	---	---	.024



Model/Engine	Year	Copper Plus®		Alternate Plug		Power Sport™	Gap
		Stk #	Plug Type	Stk #	Plug Type		
YAMAHA (cont)							
Grizzly 125	2008-2005	808	Z9Y	---	---	---	.024
Grizzly 350	2008-2007	809	RA6HC	---	---	8809	.032
Grizzly 400	2007	810	RA8HC	---	---	8812	.028
Grizzly 450	2007	809	RA6HC	---	---	8809	.032
Grizzly 600	2005-1998	809	RA6HC	---	---	8809	.032
Grizzly 660	2008-2006	809	RA6HC	---	---	8809	.032
Grizzly 700	2008-2007	654	G59C	---	---	8698	.028
Grizzly 80	2008-2005	808	Z9Y	---	---	---	.024
Kodiak 400	2006-1993	809	RA6HC	---	---	8809	.032
	2005-2003	809	---	---	---	---	---
Kodiak 450	2006-2003	809	RA6HC	---	---	8809	.032
MOTO-4 250	1991-1989	810	RA8HC	---	---	8812	.028
Pro Hauler Pro-4	1990-1989	810	RA8HC	---	---	8812	.028
Pro-Hauler 1000	2005-2004	405	RN14YC	---	---	8405	.030
Pro-Hauler 700	2006-2004	405	RN14YC	---	---	8405	.030
Raptor 250	2008	810	RA8HC	---	---	8812	.028
Raptor 350	2008-2006	809	RA6HC	---	---	8809	.032
Raptor 50	2008-2004	808	Z9Y	---	---	---	.024
Raptor 660R	2004-2001	809	RA6HC	---	---	8809	.032
Raptor 700R	2008-2006	654	G59C	---	---	8698	.028
Raptor 80	2008-2002	808	Z9Y	---	---	---	.024
Rhino 450	2007-2006	809	RA6HC	---	---	8809	.032
Rhino 660	2007-2004	809	RA6HC	---	---	8809	.032
TerraPro 350	1989-1988	809	RA6HC	---	---	8809	.032
Timberwolf 250	2001-1992	810	RA8HC	---	---	8812	.028
Tri-Moto 125	1985-1980	415	RN9YC	300	N9YC	8415	.028
Tri-Moto 175	1983-1982	332	RN7YC	---	---	8332	.032
Tri-Moto 200	1987-1983	810	RA8HC	---	---	8812	.028
Tri-Moto 225	1986-1983	810	RA8HC	---	---	8812	.028
Tri-Z 250	1986-1985	880	RN3C	801	N3C	8902	.032
Tri-Zinger 60	1985-1984	327	RL87YC	312	L87YC	---	.024
Warrior 350	2004-1987	809	RA6HC	---	---	8809	.032
Wolverine 350	2008-1987	809	RA6HC	---	---	8809	.032
Wolverine 450	2008-2006	809	RA6HC	---	---	8809	.032
YFZ450	2008-2006	654	G59C	---	---	8698	.028
	2005-2004	654	G59C	---	---	8698	.030



Model/Engine	Year	Copper Plus®		Alternate Plug		Power Sport™	Gap
		Stk #	Plug Type	Stk #	Plug Type		
BKS FUN KARTS							
w/Tecumseh, 3/4" Reach		104	RN4C	803	N4C	8902	.030
w/Honda		322	RN11YC4	302	N11YC	8415	.030
BRAVE							
w/Briggs & Stratton		868	RJ19LM	861	J19LM	---	.030
BRISTER'S THUNDERKARTS							
w/Tecumseh, 3/4" Reach		104	RN4C	803	N4C	8902	.030
w/Honda		415	RN9YC	300	N9YC	8415	.030
w/Briggs & Stratton		868	RJ19LM	861	J19LM	---	.030
w/Tecumseh, w/3/8" Reach		868	RJ19LM	861	J19LM	---	.030
CARTER GO-KARTS							
w/Tecumseh, 3/4" Reach		104	RN4C	803	N4C	8902	.030
w/Honda		322	RN11YC4	302	N11YC	8415	.030
w/Briggs & Stratton		868	RJ19LM	861	J19LM	---	.030
w/Tecumseh, 3/8" Reach		868	RJ19LM	861	J19LM	---	.030
E-Z Go-car		868	RJ19LM	861	J19LM	---	.030
Talon Series		808	Z9Y	---	---	---	.028
CLUB CAR							
w/Kawasaki, 3/4" Reach		322	RN11YC4	302	N11YC	8415	.030
w/Kawasaki, 1/2" Reach		830	RL86C	306	L86C	---	.024
COBRA							
w/Honda		322	RN11YC4	302	N11YC	8415	.030
COLUMBIA PAR CAR							
w-1/2" Reach Plug		929	RL95YC	---	---	---	.030
w-3/4" Reach Plug		71	RC12YC	---	---	8071	.030
E-Z RIDER							
FC-37, FC-457		871	RJ8C	841	J8C	---	.030
E-Z-GO							
4 Caddy w/Robin EH35C eng.		322	RN11YC4	302	N11YC	8415	.030
4 Caddy w/Robin EH29C eng.		405	RN14YC	---	---	8405	.030
4 Caddy w/Robin 2-Stroke eng.		929	RL95YC	---	---	---	.030
Medalist w/Robin 2-Stroke eng.		929	RL95YC	---	---	---	.030
Medalist w/Robin EH35C eng.		322	RN11YC4	302	N11YC	8415	.030
Medalist w/Robin EH29C eng.		405	RN14YC	---	---	8405	.030
PC952 w/Robin EH35C eng.		322	RN11YC4	302	N11YC	8415	.030
PC952 w/Robin EH29C eng.		405	RN14YC	---	---	8405	.030
PC952 w/Robin 2-Stroke eng.		929	RL95YC	---	---	---	.030
PC954 w/Robin 2-Stroke eng.		929	RL95YC	---	---	---	.030
PC954 w/Robin EH35C eng.		322	RN11YC4	302	N11YC	8415	.030
PC954 w/Robin EH29C eng.		405	RN14YC	---	---	8405	.030
PC956 w/Robin 2-Stroke eng.		929	RL95YC	---	---	---	.030
PC956 w/Robin EH35C eng.		322	RN11YC4	302	N11YC	8415	.030
PC956 w/Robin EH29C eng.		405	RN14YC	---	---	8405	.030
FUNMAKER							
w/Honda		322	RN11YC4	302	N11YC	8415	.030
GO-FORE							
w/Kohler 295AX	1981-1976	104	RN4C	803	N4C	8902	.030
HARLEY-DAVIDSON							
Model D w-3/4" Reach Plug	1981-1971	322	RN11YC4	302	N11YC	8415	.040
Model D w-7/16" Reach Plug	1971-1963	854	RH10C	844	H10C	---	.032
Whisper Glide		814	RL82YC	328	L82YC	8814	.030



Model/Engine	Year	Copper Plus®		Alternate Plug		Power Sport™	Gap
		Stk #	Plug Type	Stk #	Plug Type		
INVADER							
w/Tecumseh, w/3/8" Reach		868	RJ19LM	861	J19LM	---	.030
w/2-Cycle		695	C55R	---	---	---	.020
w/Briggs & Stratton		868	RJ19LM	861	J19LM	---	.030
JOHNSON KART							
w/Kohler		868	RJ19LM	861	J19LM	---	.024
w/Honda		322	RN11YC4	302	N11YC	8415	.030
KARTCO							
w/Briggs & Stratton		868	RJ19LM	861	J19LM	---	.030
w/Tecumseh, w/3/8" Reach		868	RJ19LM	861	J19LM	---	.030
w/Tecumseh, 3/4" Reach		104	RN4C	803	N4C	8902	.030
KLIPPER KARTS							
w/Tecumseh, w/3/8" Reach		871	RJ8C	841	J8C	---	.030
w/Tecumseh, 3/4" Reach		104	RN4C	803	N4C	8902	.030
w/Honda		415	RN9YC	300	N9YC	8415	.030
w/Briggs & Stratton		868	RJ19LM	861	J19LM	---	.030
LANDFLIER							
320, 330, 331, 420, 445, 446, 447, 450, 640, 665, 701, 725 Bobcats		840	RCJ8	843	CJ8	---	.030
MANCO							
w/Robin, 1/2" Reach		830	RL86C	306	L86C	---	.024
w/Briggs & Stratton, 3/4" Reach		431	RC14YC	---	---	8071	.030
w/Honda		322	RN11YC4	302	N11YC	8415	.030
w/Briggs & Stratton, 3/8" Reach		868	RJ19LM	861	J19LM	---	.030
w/Tecumseh, w/3/8" Reach		871	RJ8C	841	J8C	---	.030
w/Tecumseh, 3/4" Reach		104	RN4C	803	N4C	8902	.030
w/Robin, 3/4" Reach		104	RN4C	803	N4C	8902	.024
MCCULLOCH							
101 A/A		883	QL78C	807	L78C	8883	.030
49E		871	RJ8C	841	J8C	---	.030
91 B/1		883	QL78C	807	L78C	8883	.030
MELEX							
w/Briggs & Stratton		431	RC14YC	---	---	8071	.030
MINAT							
w/Tecumseh, 1/2" Reach		874	RL82C	811	L82C	---	.030
w/Tecumseh, 3/4" Reach		104	RN4C	803	N4C	8902	.030
w/Honda		322	RN11YC4	302	N11YC	8415	.030
w/Briggs & Stratton		868	RJ19LM	861	J19LM	---	.030
w/Tecumseh, w/3/8" Reach		868	RJ19LM	861	J19LM	---	.030
OLSON							
w/Briggs & Stratton		868	RJ19LM	861	J19LM	---	.030
PHIL-KARTS							
w/Honda		322	RN11YC4	302	N11YC	8415	.030
ROAD BOSS							
w/Briggs & Stratton		868	RJ19LM	861	J19LM	---	.030
SPORT-KARTS							
w/Honda		322	RN11YC4	302	N11YC	8415	.030
TRAC-KART							
w/Honda		322	RN11YC4	302	N11YC	8415	.030
U.S.A. FUN KARTS							
w/Briggs & Stratton		868	RJ19LM	861	J19LM	---	.030
w/Tecumseh, w/3/8" Reach		856	RJ17LM	845	J17LM	---	.030
w/Tecumseh, 3/4" Reach		104	RN4C	803	N4C	8902	.030



Model/Engine	Year	Copper Plus®		Alternate Plug		Power Sport™	Gap
		Stk #	Plug Type	Stk #	Plug Type		
VISION MOTORSPORT							
Z-125		808	Z9Y	---	---	---	.028
Z-150, Z-150R		808	Z9Y	---	---	---	.028
Z-2150S		810	RA8HC	---	---	8812	.028
Z-72		808	Z9Y	---	---	---	.028
YAMAHA							
G1	1982-1978	830	RL86C	306	L86C	---	.030
G1-A		806	L92YC	---	---	---	.028
G11-AP, G14-A Ultima, G14-AM, G14-AP		405	RN14YC	---	---	8405	.030
G2-A		123	RN5C	120	N5C	---	.036
G3		806	L92YC	---	---	---	.028
G5-A		123	RN5C	120	N5C	---	.036
G8-A, G9-A		123	RN5C	120	N5C	---	.030
RC100S, Red Arrow		686	C57	---	---	---	.030
YELLOW JACKET							
w/Tecumseh, 3/4" Reach		104	RN4C	803	N4C	8902	.030
w/Briggs & Stratton		868	RJ19LM	861	J19LM	---	.030
w/Tecumseh, w/3/8" Reach		871	RJ8C	841	J8C	---	.030
YERF-DOG							
w/Tecumseh, 3/4" Reach		104	RN4C	803	N4C	8902	.030
w/Briggs & Stratton		868	RJ19LM	861	J19LM	---	.030



Model/Engine	Year	Copper Plus®		Alternate Plug		Power Sport™	Gap
		Stk #	Plug Type	Stk #	Plug Type		
ADVANCED ENG. PROD.							
Chicken Power, Pony Express		846	CJ14	---	---	---	.030
AMF ROADMASTER							
110, 115, 120, 125, 130		865	RDJ8J	847	DJ8J	---	.030
138, 139, 140, 141		830	RL86C	306	L86C	---	.030
ANDIAMO							
E-1, E-2, L-1, L-2		415	RN9YC	300	N9YC	8415	.030
ANGEL							
AP48		830	RL86C	306	L86C	---	.030
ARCO							
E-Z Rider		830	RL86C	306	L86C	---	.030
ASPES							
KS, KSL, Mini, Sioux 16 America, Sioux 50		830	RL86C	306	L86C	---	.024
BAC							
Moped		830	RL86C	306	L86C	---	.022
BARETTA							
22, 38, 44		830	RL86C	306	L86C	---	.030
44 Sport		415	RN9YC	300	N9YC	8415	.030
45, Magnum		830	RL86C	306	L86C	---	.030
Minisport, Pistol, Variator		415	RN9YC	300	N9YC	8415	.030
BATAVUS							
Badger		830	RL86C	306	L86C	---	.030
Bronco		874	RL82C	811	L82C	---	.030
Deluxe, Grand Prix		327	RL87YC	312	L87YC	---	.030
HS50, MoBat		874	RL82C	811	L82C	---	.030
Mondial		327	RL87YC	312	L87YC	---	.030
Regency HS, Starlite HS, VA, VAI, VAI1		874	RL82C	811	L82C	---	.030
BELLINI							
w/Techumseh (2hp)		852	RCJ6Y	858	CJ6Y	---	.030
w/Bernardi (35cc)		871	RJ8C	841	J8C	---	.030
BENELLI							
3VK, 6V		123	RN5C	120	N5C	---	.030
Amico, Blazer		104	RN4C	803	N4C	8902	.030
Caddy		123	RN5C	120	N5C	---	.030
Cosmo Blazer, Cosmo Colt		415	RN9YC	300	N9YC	8415	.030
Cross, FA, G2		123	RN5C	120	N5C	---	.030
Gentleman-2 w-3/4" Reach Plug		123	RN5C	120	N5C	---	.030
Gentleman-2 w-3/8" Reach Plug		874	RL82C	811	L82C	---	.030
Magnum 5V, Motorella		123	RN5C	120	N5C	---	.030
Sprint		104	RN4C	803	N4C	8902	.030
Turismo		123	RN5C	120	N5C	---	.030
BERMUDA BIKES							
Hampton 147FA, Pembroke 147AFA, Somerset 147FVA		830	RL86C	306	L86C	---	.030
BETA							
2-Speed Auto.		123	RN5C	120	N5C	---	.020
Alpha, Deluxe 2-speed		415	RN9YC	300	N9YC	8415	.030
SL5		123	RN5C	120	N5C	---	.020
Standard		415	RN9YC	300	N9YC	8415	.030
BIKE MACHINE							
		840	RCJ8	843	CJ8	---	.030



Model/Engine	Year	Copper Plus®		Alternate Plug		Power Sport™	Gap
		Stk #	Plug Type	Stk #	Plug Type		
BIKEBUG							
		840	RCJ8	843	CJ8	---	.030
BIMOTOR							
BIMM-Moped		830	RL86C	306	L86C	---	.030
BUMBLE							
Bike Motor w/Roper eng.		851	RDJ6J	870	DJ6J	---	.030
CALIFFO							
2-Speed, 3-Wheeler, Deluxe		830	RL86C	306	L86C	---	.030
CALIFORNIA GO-PED							
Motorized Skateboard		852	RCJ6Y	858	CJ6Y	---	.030
CARABELA							
Carrera, Moto-Matic, Moto-Pedal		830	RL86C	306	L86C	---	.030
Sport, Sport Deluxe, Super Sport		830	RL86C	306	L86C	---	.030
CASAL							
Boss, K-168, K-177, K-188, K-196		874	RL82C	811	L82C	---	.020
CIMATTI							
City Bike		830	RL86C	306	L86C	---	.024
Gran Prix XL, Town Bike, Twin Bike		830	RL86C	306	L86C	---	.030
CLINTON							
50-A		874	RL82C	811	L82C	---	.030
COLUMBIA							
Commuter I		874	RL82C	811	L82C	---	.020
Medallion, Traveller I		874	RL82C	811	L82C	---	.030
CONCORD							
XKE20, XKE25		830	RL86C	306	L86C	---	.030
CONDOR							
729A, B, C		830	RL86C	306	L86C	---	.030
COSMO							
Blazer w-3/4" Reach Plug		415	RN9YC	300	N9YC	8415	.030
Blazer w-1/2" Reach Plug		830	RL86C	306	L86C	---	.030
Colt w-3/4" Reach Plug		415	RN9YC	300	N9YC	8415	.030
Colt w-1/2" Reach Plug		830	RL86C	306	L86C	---	.030
CUYLER							
C-1A, C-2B		327	RL87YC	312	L87YC	---	.030
Get-Around		874	RL82C	811	L82C	---	.030
DEMM							
Brio, Condor 4, Joy, Panther, RG6		830	RL86C	306	L86C	---	.030
DERBI							
80, Antorcha, Antorcha Especial		830	RL86C	306	L86C	---	.030
C-5		874	RL82C	811	L82C	---	.030
Campeona, Cross, Cross Diablo		830	RL86C	306	L86C	---	.030
Derbi Scoot 50, Derbi SL, Derbi SLE-E		830	RL86C	306	L86C	---	.030
Diablo		874	RL82C	811	L82C	---	.030
Diablo Super, GT4V, GTS4V		830	RL86C	306	L86C	---	.030
Laguna		874	RL82C	811	L82C	---	.030
Montreal 4V		830	RL86C	306	L86C	---	.030
N		874	RL82C	811	L82C	---	.030
Olimpica, RD-50		830	RL86C	306	L86C	---	.030
SL		874	RL82C	811	L82C	---	.030
SLE Normal Operating		830	RL86C	306	L86C	---	.030
SLE Severe Operating		874	RL82C	811	L82C	---	.030
SLE-C, Tricampeona		830	RL86C	306	L86C	---	.030
TT, Variant E		874	RL82C	811	L82C	---	.030



Model/Engine	Year	Copper Plus®		Alternate Plug		Power Sport™	Gap
		Stk #	Plug Type	Stk #	Plug Type		
DKW							
Model PI		830	RL86C	306	L86C	---	.030
DUCATI							
50 Pronto, 50 Senda, Mini 3		830	RL86C	306	L86C	---	.030
DUCSON							
S15, S20, S9		830	RL86C	306	L86C	---	.030
E-Z RIDER							
All Models		830	RL86C	306	L86C	---	.030
FANTIC							
Issimo, Lei, Super Lei, TX300		830	RL86C	306	L86C	---	.030
FLANDRIA							
101, 104		830	RL86C	306	L86C	---	.025
4.3CV, 5CV		874	RL82C	811	L82C	---	.030
Monomatix		830	RL86C	306	L86C	---	.030
FLYING DUTCHMAN							
Buddy		830	RL86C	306	L86C	---	.030
DeLuxe, KML-40		874	RL82C	811	L82C	---	.030
Lucky		830	RL86C	306	L86C	---	.030
FMB, LTD.							
Yankee Peddler		830	RL86C	306	L86C	---	.020
FOX							
Sundowner		874	RL82C	811	L82C	---	.020
FOXI							
Amigo, Baron, Deluxe, GT, GT Deluxe, GT Sport		830	RL86C	306	L86C	---	.030
Red Foxi, S, Salsburg, Silver Foxi, Sport, Super Sport		830	RL86C	306	L86C	---	.030
GADABOUT							
Moped		830	RL86C	306	L86C	---	.030
GARELLI							
Bonanza		830	RL86C	306	L86C	---	.030
Ciclone (Matic, 5V) @ 20-25 mph		123	RN5C	120	N5C	---	.030
Ciclone (Matic, 5V) >25 mph		818	RN2C	805	N2C	8904	.030
Deluxe, Eureka (Flex, Matic, K, M)		830	RL86C	306	L86C	---	.030
Eureka, Sport >25 mph		874	RL82C	811	L82C	---	.030
Eureka, Sport @ 20-25 mph		830	RL86C	306	L86C	---	.030
Gran or Super >25 mph		874	RL82C	811	L82C	---	.030
Gran or Super @ 20-25 mph		830	RL86C	306	L86C	---	.030
Gran Turismo >25 mph		818	RN2C	805	N2C	8904	.030
Gran Turismo @ 20-25 mph		123	RN5C	120	N5C	---	.030
Katia, Mini 25 Km/H, Mokik, Noi (Lusso, SL), Rally Sport		830	RL86C	306	L86C	---	.030
Rally Sport LTD		874	RL82C	811	L82C	---	.030
Rekord KL100E5V		828	QL77JC4	821	L77JC4	---	.030
RGS50, KL505V @ 20-25 mph		123	RN5C	120	N5C	---	.030
RGS50, KL505V >25 mph		818	RN2C	805	N2C	8904	.030
Standard		830	RL86C	306	L86C	---	.030
Super Sport LTD		874	RL82C	811	L82C	---	.030
VIP (4V, 3V, 2V, 1V)		830	RL86C	306	L86C	---	.030
GENERAL							
5 Star		830	RL86C	306	L86C	---	.030
5 Star ST, Juili Honey 50		874	RL82C	811	L82C	---	.030
Lazer Sport 50, Limited Edition		830	RL86C	306	L86C	---	.030
GIMSON							
Elite, Jumper Cross, Skipper Trial, Variomatic		830	RL86C	306	L86C	---	.030



Model/Engine	Year	Copper Plus®		Alternate Plug		Power Sport™	Gap
		Stk #	Plug Type	Stk #	Plug Type		
GITANE							
CL-200		830	RL86C	306	L86C	---	.030
Confort, Cricket, Jeans, OKS		830	RL86C	306	L86C	---	.023
GLOBALMAN							
Bike Motor		840	RCJ8	843	CJ8	---	.030
GRYCNER							
LaJolla, Palm Springs		830	RL86C	306	L86C	---	.030
GULF							
Seagull		830	RL86C	306	L86C	---	.030
HANDY							
All Models	1985-1978	830	RL86C	306	L86C	---	.024
	1977-1970	874	RL82C	811	L82C	---	.024
HERCULES (SACHS)							
504/1A, 504/1B, HR2, M-1, M-4, P1		830	RL86C	306	L86C	---	.030
HERO-MAJESTIC							
Ankur, Pacer, Panther		830	RL86C	306	L86C	---	.024
HONDA							
II	1983-1982	327	RL87YC	312	L87YC	---	.028
	1981	830	RL86C	306	L86C	---	.030
NA50, NC50, NC50I	1982-1978	806	L92YC	---	---	---	.028
PA50 Hobbit		830	RL86C	306	L86C	---	.030
PA50I	1983-1982	327	RL87YC	312	L87YC	---	.028
Type I		830	RL86C	306	L86C	---	.030
INDIAN							
Ami 50 Chief		808	Z9Y	---	---	---	.030
INTRAMOTOR GLORIA							
Blanco		830	RL86C	306	L86C	---	.025
Dream		415	RN9YC	300	N9YC	8415	.025
Kid, Mini-Kid		830	RL86C	306	L86C	---	.030
Scout		415	RN9YC	300	N9YC	8415	.025
ITALJET							
Buster 2		830	RL86C	306	L86C	---	.030
Dragster, Fastboy, Formula		828	QL77JC4	821	L77JC4	---	.030
Minarelli K2, Minarelli KT		830	RL86C	306	L86C	---	.030
Minarelli P4, Minarelli P6		874	RL82C	811	L82C	---	.030
Minarelli S5		830	RL86C	306	L86C	---	.030
Pack-a-way		874	RL82C	811	L82C	---	.025
Pursang		830	RL86C	306	L86C	---	.030
Torpedo, Velocifero		828	QL77JC4	821	L77JC4	---	.030
ITALMOTOR							
I-78, I-80		415	RN9YC	300	N9YC	8415	.030
JAWA							
Babeta, City Bee, Deluxe, DL, Model 130, Supreme 2, Supreme 3		830	RL86C	306	L86C	---	.030
JOLLY							
Moped		874	RL82C	811	L82C	---	.030
KASEA							
50, 50B		806	L92YC	---	---	---	.030
KINETIC							
Magnum, Safari, Super, TFR Plus		830	RL86C	306	L86C	---	.030



Model/Engine	Year	Copper Plus®		Alternate Plug		Power Sport™	Gap
		Stk #	Plug Type	Stk #	Plug Type		
KLM							
KLM-10 DeLuxe		874	RL82C	811	L82C	---	.030
KREIDLER							
Florett RS 'Cockpit'	1976-1973	874	RL82C	811	L82C	---	.030
Florett TM		874	RL82C	811	L82C	---	.030
Flory 12, Flory 13, MF2, MF2CL, MG2C		830	RL86C	306	L86C	---	.030
MP-2, MP-3, MP-9, MP-19		830	RL86C	306	L86C	---	.030
RS, RSH		874	RL82C	811	L82C	---	.030
KTM							
Moped		830	RL86C	306	L86C	---	.030
LAMBRETTA							
Puma, Puma Cross		830	RL86C	306	L86C	---	.030
LAZER							
Riviera		830	RL86C	306	L86C	---	.030
Sport 50		830	RL86C	306	L86C	---	.025
Sport 50 ST		830	RL86C	306	L86C	---	.030
LEM (MOTOMARINA)							
CR2	1996-1995	830	RL86C	306	L86C	---	.026
CR2S	1996-1995	828	QL77JC4	821	L77JC4	---	.026
CR3, CR3 Works	1996-1995	830	RL86C	306	L86C	---	.026
Juvenile Quad	1997-1996	830	RL86C	306	L86C	---	.026
LX2	1997-1995	830	RL86C	306	L86C	---	.026
LX2F (Factory)	1997	830	RL86C	306	L86C	---	.026
LX2S	1997-1996	830	RL86C	306	L86C	---	.026
LX3, LX3F (Factory)	1997	830	RL86C	306	L86C	---	.026
LEM-MOTOR							
Practical		415	RN9YC	300	N9YC	8415	.020
MAICO							
		830	RL86C	306	L86C	---	.030
MALAGUTI							
Commuter, Commuter 2		415	RN9YC	300	N9YC	8415	.020
New Commuter	1985	415	RN9YC	300	N9YC	8415	.024
Quattrotto		123	RN5C	120	N5C	---	.030
MALANCA							
Bibi, Big, Competizione, Country Special, Cross		830	RL86C	306	L86C	---	.030
Due PIU, Duplimatic, Jolly 3M, Jolly B, Leoncino		830	RL86C	306	L86C	---	.030
Lord, Mascotte B, Minizeta, Roxi, Testa Rossa		830	RL86C	306	L86C	---	.030
Tigre, Tigrotto, Turismo Turbo, Zeta		830	RL86C	306	L86C	---	.030
MICROCAR							
3-Wheeler		830	RL86C	306	L86C	---	.030
MO-TREK (YARD-MAN)							
Easy Rider		830	RL86C	306	L86C	---	.030
MOBYLETTE							
AV188, AV51, AV52, AV70, AV89, D55, D55T		830	RL86C	306	L86C	---	.030
Moby Cross, SP95, SP96		830	RL86C	306	L86C	---	.030
MONTESA							
Amigo 100, Mini		874	RL82C	811	L82C	---	.030
MOPRIX							
P2, P3, P3A, P5, P7		840	RCJ8	843	CJ8	---	.030
Sachs 505A		830	RL86C	306	L86C	---	.030



Model/Engine	Year	Copper Plus®		Alternate Plug		Power Sport™	Gap
		Stk #	Plug Type	Stk #	Plug Type		
MOTO MORINI							
All Models	1988-1985	332	RN7YC	813	N7YC	---	.030
MOTO VESPA							
Gilera 50 (RA, RE, RL, RS)		123	RN5C	120	N5C	---	.030
MOTO VILLA							
Moped		874	RL82C	811	L82C	---	.030
MOTO-GUZZI							
Chiu		123	RN5C	120	N5C	---	.030
Dingo		830	RL86C	306	L86C	---	.030
Magnum		123	RN5C	120	N5C	---	.030
MOTOBECANE							
40TL, 40TS, 4600 (Solex)		830	RL86C	306	L86C	---	.018
50L, 50S, 50V, 50VL, 50VLA, 50VLC, 50VLX, 51, 51V		830	RL86C	306	L86C	---	.018
7, 85L, 88L, 88LC, 92DL, 92GT, 93DL, 99Z, AV51		830	RL86C	306	L86C	---	.018
AV89MB, D55		874	RL82C	811	L82C	---	.018
H40, H40S, H40TL, H40TS, H40VLC, H50LS, H50S, H50VLC		830	RL86C	306	L86C	---	.018
L92N, L93E, L94TTE, L99E, L99EF		830	RL86C	306	L86C	---	.018
LeMoped	1987-1984	830	RL86C	306	L86C	---	.020
M1, M1PR, M3PRT, M3PRTS		830	RL86C	306	L86C	---	.018
Moby	1988-1984	830	RL86C	306	L86C	---	.020
Romp	1987-1984	830	RL86C	306	L86C	---	.020
Sebring	1987-1984	415	RN9YC	300	N9YC	8415	.024
TLS		830	RL86C	306	L86C	---	.018
Traveler	1987-1984	830	RL86C	306	L86C	---	.020
X1, X1L, X7AVL, X7L, X7S, X7VX		830	RL86C	306	L86C	---	.018
MOTOMARINA							
Raven (Franco Morini M1)	1988-1986	415	RN9YC	300	N9YC	8415	.026
Raven (Minarelli AV1)	1988-1986	830	RL86C	306	L86C	---	.026
Sebring	1988-1985	415	RN9YC	300	N9YC	8415	.024
MOTRON							
Classic, Fairway, Medalist, Sprint		830	RL86C	306	L86C	---	.030
MURRAY							
8315, 8320, 8415, 8416, 8420, 8421, 8515, 8520		874	RL82C	811	L82C	---	.030
NEGRINI							
Gazelle I		322	RN11YC4	302	N11YC	8415	.030
Gazelle III		415	RN9YC	300	N9YC	8415	.030
Harvard, II		322	RN11YC4	302	N11YC	8415	.030
KPN	1984	415	RN9YC	300	N9YC	8415	.028
Leprotto, MX II		415	RN9YC	300	N9YC	8415	.030
MX Sport		322	RN11YC4	302	N11YC	8415	.030
NVT AMERICA							
Easy Rider, ER1, ER2		123	RN5C	120	N5C	---	.030
ODYSSEY							
236, 237, 255, 284, 32/1-2, 32/1-R		830	RL86C	306	L86C	---	.020
40/1-2, 40/1-R, 40/2-2, 40/2-R		830	RL86C	306	L86C	---	.020
PACER							
P-1, P-12, P-14, P-14 Delux, P-14RL, P-214, P-278, P-280		415	RN9YC	300	N9YC	8415	.030
Sport P-78, Super Sport P-80		415	RN9YC	300	N9YC	8415	.030
PARTNER							
Moped		830	RL86C	306	L86C	---	.030
PEDAL POWER							
G-200		830	RL86C	306	L86C	---	.030



Model/Engine	Year	Copper Plus®		Alternate Plug		Power Sport™	Gap
		Stk #	Plug Type	Stk #	Plug Type		
PEDLER							
Pedler's Choice, Pedler's Choice Deluxe		830	RL86C	306	L86C	---	.030
PENNEY'S							
Pinto		830	RL86C	306	L86C	---	.030
PEUGEOT							
101, 102		830	RL86C	306	L86C	---	.030
102SP U2, 102SP U3		874	RL82C	811	L82C	---	.030
102SPB (U2, U3), 103L2 (U1, U2, U3), 103 Sport (U2, U3)		830	RL86C	306	L86C	---	.030
103LS U1, 103LVS U2, 103LVS U3		830	RL86C	306	L86C	---	.016
104, GT10, GT10F3, SX5, TSA, TSM U2, TSM U3		830	RL86C	306	L86C	---	.030
POWER PRODUCTS							
Bike Machine		840	RCJ8	843	CJ8	---	.030
PRYER							
Moped		830	RL86C	306	L86C	---	.030
PUCH							
Austro-Daimler	1988-1985	830	RL86C	306	L86C	---	.016
Austro-Daimler, Cobra	1988-1985	874	RL82C	811	L82C	---	.016
Dart	1988-1985	874	RL82C	811	L82C	---	.016
GN Series B		830	RL86C	306	L86C	---	.016
Korado "Maxi", Korado "Super Maxi", Korado Noped	1998-1995	874	RL82C	811	L82C	---	.016
Magnum II, Magnum MKII, Magnum MKII LTD, Magnum XK		830	RL86C	306	L86C	---	.016
Maxi Sport LS	1988-1985	874	RL82C	811	L82C	---	.016
Maxi, Maxi Luxe		830	RL86C	306	L86C	---	.016
Monza 4SL, Newport, Newport II, Sport, Sport MKII, X20, X30		830	RL86C	306	L86C	---	.016
RITELOC							
Roxi		874	RL82C	811	L82C	---	.030
RIVIERA							
ST-100		830	RL86C	306	L86C	---	.030
RIZZATO							
Califfo, Califfo Deluxe, Califfo Matic, Califfo Super		830	RL86C	306	L86C	---	.030
Califfone Daytona, Cross 4V		830	RL86C	306	L86C	---	.030
Cross 6V		874	RL82C	811	L82C	---	.030
Mini Califfo K, Ringo Turismo, Zum 3		830	RL86C	306	L86C	---	.030
ROBIN							
Moped		123	RN5C	120	N5C	---	.030
SACHS							
Balboa, G-3, Hercules M-4, Hercules P-1		874	RL82C	811	L82C	---	.030
Prima		830	RL86C	306	L86C	---	.030
Seville, Showoff, Suburban, Sundancer, Sundancer SX		874	RL82C	811	L82C	---	.030
Westlake		874	RL82C	811	L82C	---	.030
SAFARI							
w/Minarelli eng.		327	RL87YC	312	L87YC	---	.024
w/Rovet eng.		840	RCJ8	843	CJ8	---	.024
Commando (Auto), Commando (Manual)	1987-1985	404	RN12YC	38	N12YC	---	.025
Moped		830	RL86C	306	L86C	---	.024
Motorized Bike		840	RCJ8	843	CJ8	---	.030
MT300/400	1987-1985	830	RL86C	306	L86C	---	.025
MT300/400 Turbo, Variomatic	1987-1985	327	RL87YC	312	L87YC	---	.025
SCORPION							
SC-1, SC-2, SC-2X		123	RN5C	120	N5C	---	.030
SEAWORTH							
100		830	RL86C	306	L86C	---	.030



Model/Engine	Year	Copper Plus®		Alternate Plug		Power Sport™	Gap
		Stk #	Plug Type	Stk #	Plug Type		
SKI-DOO							
Bantam, Junior Cross		874	RL82C	811	L82C	---	.020
SMILY							
Moped		814	RL82YC	328	L82YC	---	.030
SNARK							
Deluxe		830	RL86C	306	L86C	---	.030
II, Satellite I, Satellite II		415	RN9YC	300	N9YC	8415	.030
Standard		830	RL86C	306	L86C	---	.030
Star I, Stardust I, Stardust II		415	RN9YC	300	N9YC	8415	.030
SONI 2							
Basic, Classic, Deluxe, Excalibur		830	RL86C	306	L86C	---	.030
SPARTA							
Buddy, Deluxe, Kynast, Sport 3V		830	RL86C	306	L86C	---	.020
SPEED BIRD							
Moped		830	RL86C	306	L86C	---	.030
SPRINTER							
Moped		830	RL86C	306	L86C	---	.030
SUNNY							
200		830	RL86C	306	L86C	---	.030
SUVEGA							
Samrat, Tiger T-3		874	RL82C	811	L82C	---	.030
SUZUKI							
FA50	1991-1985	327	RL87YC	312	L87YC	---	.030
	1984-1980	806	L92YC	---	---	---	.025
FZ50	1982-1979	929	RL95YC	---	---	---	.025
Model 50	1980	830	RL86C	306	L86C	---	.030
TANAKA							
QBM-23	1986-1980	840	RCJ8	843	CJ8	---	.030
QBM-23N, QBM-23NA	1995-1980	840	RCJ8	843	CJ8	---	.030
TESTI							
Amico		830	RL86C	306	L86C	---	.030
TOMOS							
14TLC		874	RL82C	811	L82C	---	.030
15 Sprint, 15SL, 15SLC		883	QL78C	807	L78C	---	.030
3, 3K, 4H		830	RL86C	306	L86C	---	.030
A3SP		874	RL82C	811	L82C	---	.030
APN4		830	RL86C	306	L86C	---	.030
Automatic		874	RL82C	811	L82C	---	.030
Automatic NT		830	RL86C	306	L86C	---	.030
Blue Bullet		874	RL82C	811	L82C	---	.030
Colibri		830	RL86C	306	L86C	---	.030
Cross 50 Junior		883	QL78C	807	L78C	---	.030
Red Bullet, Silver Bullet, Sport		874	RL82C	811	L82C	---	.030
Sprint, Targa, Targa LX		830	RL86C	306	L86C	---	.030
TLS		874	RL82C	811	L82C	---	.030
TTLX		830	RL86C	306	L86C	---	.030
TORROT							
City Lujo, City Mini, City TT, Gran Cross, Maxi, Mustang		830	RL86C	306	L86C	---	.030
Panther, Sport 4V, Trial, TT50, Turismo		830	RL86C	306	L86C	---	.030
TRI-PED							
Sports Model, Tri-ped		830	RL86C	306	L86C	---	.030



Model/Engine	Year	Copper Plus®		Alternate Plug		Power Sport™	Gap
		Stk #	Plug Type	Stk #	Plug Type		
TRI-RAD							
Moped		830	RL86C	306	L86C	---	.030
UNITED							
Moped		874	RL82C	811	L82C	---	.030
VEROSOLEX							
3800, 4600, 4600 DOT, 5000		830	RL86C	306	L86C	---	.030
8000		123	RN5C	120	N5C	---	.030
Flash 6000		830	RL86C	306	L86C	---	.030
Tenor		123	RN5C	120	N5C	---	.030
VESPA							
Boxer, Bravo, Bravo Deluxe, Bravo Super Deluxe		830	RL86C	306	L86C	---	.030
Ciao Poter, Ciao Standard, Ciao Super		830	RL86C	306	L86C	---	.030
Grande, Grande Super Deluxe, Si, Special, Supreme		830	RL86C	306	L86C	---	.030
VIPER							
Bicycle Engines		863	RCJ8Y	848	CJ8Y	---	.030
YAMAHA							
CA50L, CV50L	1984	327	RL87YC	312	L87YC	---	.030
JT1		874	RL82C	811	L82C	---	.030
LB50P	1982-1978	830	RL86C	306	L86C	---	.030
MJ50	1982	806	L92YC	---	---	---	.030
QT50	1988-1979	806	L92YC	---	---	---	.030
YANKEE DOODLE							
Moped		830	RL86C	306	L86C	---	.030
ZUNDAPP							
Automatic M-50, Automatic Mofa		830	RL86C	306	L86C	---	.030
C50 Sport, C50 Super		874	RL82C	811	L82C	---	.030
CS50		322	RN11YC4	302	N11YC	8415	.030
GTS50	1980	322	RN11YC4	302	N11YC	8415	.030
	1979	874	RL82C	811	L82C	---	.030
Mofa 25		830	RL86C	306	L86C	---	.030
Mokick		322	RN11YC4	302	N11YC	8415	.030
R50	1979	874	RL82C	811	L82C	---	.030



Model/Engine	Year	Copper Plus®		Alternate Plug		Power Sport™	Gap
		Stk #	Plug Type	Stk #	Plug Type		
AJS							
250CC							
Y40, Y41		880	RN3C	801	N3C	8902	.025
370CC							
Y5, Y50		880	RN3C	801	N3C	8902	.025
400CC							
410 Stormer		880	RN3C	801	N3C	8902	.025
Y51		880	RN3C	801	N3C	8902	.025
ALLSTATE							
MINI BIKE							
w/14mm Heads, 1/2" Reach		896	L90C	---	---	---	.030
w/14mm Heads, 3/8" Reach		871	RJ8C	841	J8C	---	.030
w/18mm Heads		22	RF11YC	---	---	---	.030
ALSPORT-STEEN							
80CC							
All Models w/80cc		825	J4C	---	---	---	.024
100CC							
All Models w/100cc		825	J4C	---	---	---	.024
AMERICAN DIRT BIKE							
350CC							
Avenger	2003-1994	809	RA6HC	---	---	8809	.025
CC	2003-1994	809	RA6HC	---	---	8809	.025
ES/MX	2003-1994	809	RA6HC	---	---	8809	.025
MX	2003-1994	809	RA6HC	---	---	8809	.025
600CC							
Avenger	2003-1994	809	RA6HC	---	---	8809	.025
CC	2003-1994	809	RA6HC	---	---	8809	.025
ES/MX	2003-1994	809	RA6HC	---	---	8809	.025
MX	2003-1994	809	RA6HC	---	---	8809	.025
AMERICAN EAGLE							
150CC							
Renegade TR/SCR		880	RN3C	801	N3C	8902	.025
250CC							
CMXR-3		880	RN3C	801	N3C	8902	.025
350CC							
All Models w/350cc		835	UL81C	---	---	---	.025
360CC							
Talon		818	RN2C	805	N2C	8904	.025
405CC							
Talon MX		818	RN2C	805	N2C	8904	.025
TMXR-3		880	RN3C	801	N3C	8902	.025
750CC							
All Models w/750cc		880	RN3C	801	N3C	8902	.025
APRILIA							
50CC							
Mojito Custom 50	2005-2004	654	G59C	---	---	8698	.025
Rally 50, Retro 50	2005-2004	654	G59C	---	---	8698	.025
RS 50 Replica	2005-2000	818	RN2C	805	N2C	8904	.025
Scarabeo 50	2005-2004	883	QL78C	807	L78C	8883	.020
SR 50	2005-2000	883	QL78C	807	L78C	8883	.020
SR 50 Racing	2005-2000	883	QL78C	807	L78C	8883	.020
150CC							
Scarabeo 150	2005-2000	654	G59C	---	---	8698	.025
200CC							
Atlantic 200	2005-2004	654	G59C	---	---	8698	.025



Model/Engine	Year	Copper Plus®		Alternate Plug		Power Sport™	Gap
		Stk #	Plug Type	Stk #	Plug Type		
APRILIA (cont)							
460CC							
Atlantic 500	2005-2002	654	G59C	---	---	8698	.030
Scarabeo 500	2005-2004	654	G59C	---	---	8698	.030
650CC							
Pegaso 650	2002-2000	809	RA6HC	---	---	8809	.025
1000CC							
ETV 1000 CapoNord	2005-2002	905	RA4HC	---	---	8809	.025
R	2004-2000	905	RA4HC	---	---	8809	.025
RST Futura	2005-2001	905	RA4HC	---	---	8809	.025
RSV Mille	2004-2000	905	RA4HC	---	---	8809	.025
RSV Mille SP	2002-2000	709	G54V	---	---	---	---
RSV Tuono R	2005-2004	905	RA4HC	---	---	8809	.025
Tuono 1000	2004-2003	905	RA4HC	---	---	8809	.025
ARCTIC CAT							
MINI BIKE							
SSS Cat II w/Briggs & Stratton		871	RJ8C	841	J8C	---	.028
47CC							
Prowler w/Sachs		830	RL86C	306	L86C	---	.028
SSS Cat I w/Sachs		830	RL86C	306	L86C	---	.028
Whisker w/Sachs		830	RL86C	306	L86C	---	.028
134CC							
Screamer w/Chrysler		830	RL86C	306	L86C	---	.028
172CC							
Climber w/Tecumseh, w/3/8" Reach		871	RJ8C	841	J8C	---	.028
SSS Cat II w/Tecumseh, w/3/8" Reach		871	RJ8C	841	J8C	---	.028
ATK							
50CC							
50 MXLQ	2003	686	C57	---	---	8902	.028
50 MXR w/2-Stroke	2003-2001	883	QL78C	807	L78C	8883	.025
50MX w/2-Stroke	2003-1999	883	QL78C	807	L78C	8883	.025
Mini Cross Country w/2-Stroke	2001-1999	883	QL78C	807	L78C	8883	.025
MX w/2-Stroke	2001-1999	883	QL78C	807	L78C	8883	.025
125CC							
125LQ Enduro w/Liquid Cooled;4-Stroke	2003	654	G59C	---	---	8698	.025
MX w/2-Stroke	2001-1999	818	RN2C	805	N2C	8904	.025
249CC							
250 Cross Country	2002-1997	818	RN2C	805	N2C	8904	.025
250 Cross Country w/Liquid Cooled;2-Stroke	1996-1995	818	RN2C	805	N2C	8904	.025
250CC							
250 Cross Country w/Air Cooled;2-Stroke	1996-1995	818	RN2C	805	N2C	8904	.025
250 Cross Country	1994-1989	818	RN2C	805	N2C	8904	.025
MX w/Air Cooled;2-Stroke	1996-1989	818	RN2C	805	N2C	8904	.025
251CC							
260 Cross Country w/Liquid Cooled;2-Stroke	2003-1995	818	RN2C	805	N2C	8904	.025
348CC							
350 Cross Country w/4-Stroke	2002-1991	809	RA6HC	---	---	8809	.025
Enduro w/4-Stroke	2002-1991	809	RA6HC	---	---	8809	.025
406CC							
406 Cross Country w/2-Stroke	1996-1988	818	RN2C	805	N2C	8904	.025
MX w/2-Stroke	1996-1988	818	RN2C	805	N2C	8904	.025
494CC							
490 Cross Country w/4-Stroke	2002-1999	809	RA6HC	---	---	8809	.025
500 DTE Dirt Track, 500 Motard w/4-Stroke	2003-1999	809	RA6HC	---	---	8809	.025
Enduro w/4-Stroke	2002-1999	809	RA6HC	---	---	8809	.025
560CC							
604 Cross Country w/4-Stroke	1992-1988	809	RA6HC	---	---	8809	.025
MX w/4-Stroke	1992-1988	809	RA6HC	---	---	8809	.025



Model/Engine	Year	Copper Plus®		Alternate Plug		Power Sport™	Gap
		Stk #	Plug Type	Stk #	Plug Type		
BENELLI							
50CC							
All Models (w/50cc)		104	RN4C	803	N4C	8902	.028
65CC							
All Models (w/65cc)		104	RN4C	803	N4C	8902	.028
90CC							
All Models (w/90cc)		104	RN4C	803	N4C	8902	.028
125CC							
All 125cc Models ex/Panther		880	RN3C	801	N3C	8902	.028
Panther		104	RN4C	803	N4C	8902	.028
175CC							
Enduro		104	RN4C	803	N4C	8902	.028
180CC							
4/5 Calif.		880	RN3C	801	N3C	8902	.028
Volcano		880	RN3C	801	N3C	8902	.028
200CC							
All Sprite Models		880	RN3C	801	N3C	8902	.028
250CC							
All 250cc Models ex/Quattro		880	RN3C	801	N3C	8902	.028
Quattro		889	Z6	---	---	---	.028
350CC							
Quattro Sport, RS		809	RA6HC	---	---	8809	.028
500CC							
LS		809	RA6HC	---	---	8809	.028
Quattro		809	RA6HC	---	---	8809	.028
Sport		809	RA6HC	---	---	8809	.028
650CC							
Tornado		880	RN3C	801	N3C	8902	.028
750CC							
Sei		809	RA6HC	---	---	8809	.028
900CC							
Sei		809	RA6HC	---	---	8809	.028
BETA							
125CC							
Techno		880	RN3C	801	N3C	8902	.030
240CC							
Alp		880	RN3C	801	N3C	8902	.030
250CC							
Alp		880	RN3C	801	N3C	8902	.030
Techno		880	RN3C	801	N3C	8902	.030
BIG DOG							
1310CC							
All 1310cc Models		404	RN12YC	38	N12YC	8405	.040
1440CC							
All 1440cc Models		404	RN12YC	38	N12YC	8405	.040
1570CC							
All 1570cc Models		404	RN12YC	38	N12YC	8405	.040
1750CC							
All 1750cc Models w/S&S pkg		404	RN12YC	38	N12YC	8405	.040
All 1750cc Models w/Total Performance pkg		810	RA8HC	---	---	8812	.040



Model/Engine	Year	Copper Plus®		Alternate Plug		Power Sport™	Gap
		Stk #	Plug Type	Stk #	Plug Type		
BIMOTA							
500CC							
500 V-Due		818	RN2C	805	N2C	8904	.026
600CC							
YB9SR, YB9SRI		654	G59C	---	---	8698	.026
652CC							
Biposto		810	RA8HC	---	---	8812	.035
Supermono		810	RA8HC	---	---	8812	.035
749CC							
SB7		653	G57C	---	---	8654	.026
904CC							
DB2, DB4		809	RA6HC	---	---	8809	.035
ES		905	RA4HC	---	---	8809	.035
Mantra		809	RA6HC	---	---	8809	.035
SR		905	RA4HC	---	---	8809	.035
Tesi 1D EF		905	RA4HC	---	---	8809	.035
1000CC							
SB8R		653	G57C	---	---	8654	.026
YB10, YB11, YB8		809	RA6HC	---	---	8809	.035
1074CC							
SB6 I, SB6 II, SB6R		809	RA6HC	---	---	8809	.035
BMW							
250CC							
R26 w-1/2" Reach Plug		874	RL82C	811	L82C	---	.025
R26 w-3/4" Reach Plug		880	RN3C	801	N3C	8902	.025
R27 w-1/2" Reach Plug		874	RL82C	811	L82C	---	.025
R27 w-3/4" Reach Plug		880	RN3C	801	N3C	8902	.025
500CC							
R 50/5	1973-1970	332	RN7YC	813	N7YC	---	.025
R50 Series w-1/2" Reach Plug		874	RL82C	811	L82C	---	.025
R50 Series w-3/4" Reach Plug		880	RN3C	801	N3C	8902	.025
600CC							
R60 w-1/2" Reach Plug		874	RL82C	811	L82C	---	.025
R60 w-3/4" Reach Plug		880	RN3C	801	N3C	8902	.025
R60/5, R60/6, R60/7	1978-1970	332	RN7YC	813	N7YC	---	.025
R69 w-1/2" Reach Plug		874	RL82C	811	L82C	---	.025
R69 w-3/4" Reach Plug		880	RN3C	801	N3C	8902	.025
650CC							
F650CS	2005-2003	809	RA6HC	---	---	8809	.032
R65	1987-1980	415	RN9YC	300	N9YC	8415	.025
	1985-1982	332	RN7YC	813	N7YC	---	.025
	1979	339	RN6YC	315	N6YC	---	.025
R65LS	1987-1986	415	RN9YC	300	N9YC	8415	.025
	1985-1982	332	RN7YC	813	N7YC	---	.025
652CC							
F650GS, F650S	2005-1997	809	RA6HC	---	---	8809	.025
F650ST	1997	809	RA6HC	---	---	8809	.025
750CC							
3A	1995	905	RA4HC	---	---	8809	.025
C	1995-1986	810	RA8HC	---	---	8815	.025
K75	1995-1986	810	RA8HC	---	---	8815	.025
K75/3	1995	905	RA4HC	---	---	8809	.025
R75/5, R75/6, R75/7	1989	332	RN7YC	813	N7YC	---	.025
RTA	1995-1986	810	RA8HC	---	---	8815	.025
S, SA, T	1995-1986	810	RA8HC	---	---	8815	.025
800CC							
R80	1987-1983	415	RN9YC	300	N9YC	8415	.025
R80/7	1980-1978	415	RN9YC	300	N9YC	8415	.025
R80GS	1990-1981	415	RN9YC	300	N9YC	8415	.025



Model/Engine	Year	Copper Plus®		Alternate Plug		Power Sport™	Gap
		Stk #	Plug Type	Stk #	Plug Type		
BMW (cont)							
800CC (cont)							
R80RT, R80ST	1987-1983	415	RN9YC	300	N9YC	8415	.025
850CC							
A	1997-1996	344	RC9YC	---	---	---	.032
GS	1999	344	RC9YC	---	---	---	.032
R850 Custom	1999	344	RC9YC	---	---	---	.032
R850R	1997-1996	344	RC9YC	---	---	---	.032
RT	1999	344	RC9YC	---	---	---	.032
900CC							
R90/6, R90S	1976-1974	332	RN7YC	813	N7YC	---	.025
1000CC							
CS	1984-1981	332	RN7YC	813	N7YC	---	.025
GS	1995-1988	415	RN9YC	300	N9YC	8415	.025
K1	1992-1991	905	RA4HC	---	---	8809	.025
K100	1994-1983	810	RA8HC	---	---	8812	.025
K100LT	1992-1987	905	RA4HC	---	---	8809	.025
K100LTA	1995-1994	810	RA8HC	---	---	8812	.025
LT	1994-1983	810	RA8HC	---	---	8812	.025
PD, R	1995-1988	415	RN9YC	300	N9YC	8415	.025
R100	1995-1988	415	RN9YC	300	N9YC	8415	.025
	1984-1981	332	RN7YC	813	N7YC	---	.025
R100/7	1980-1977	332	RN7YC	813	N7YC	---	.025
R100RS	1980-1977	339	RN6YC	315	N6YC	---	.025
R100T	1982-1981	339	RN6YC	315	N6YC	---	.025
RS	1995-1988	415	RN9YC	300	N9YC	8415	.025
	1994-1983	810	RA8HC	---	---	8812	.025
	1991-1984	905	RA4HC	---	---	8809	.025
	1984-1981	332	RN7YC	813	N7YC	---	.025
RSA	1995-1994	810	RA8HC	---	---	8812	.025
RT	1995-1988	415	RN9YC	300	N9YC	8415	.025
	1994-1983	810	RA8HC	---	---	8812	.025
	1991-1984	905	RA4HC	---	---	8809	.025
	1984-1981	332	RN7YC	813	N7YC	---	.025
S	1980-1977	339	RN6YC	315	N6YC	---	.025
1085CC							
GSA	1999-1994	344	RC9YC	---	---	---	.032
R1100GS	1999-1994	344	RC9YC	---	---	---	.032
R1100R	2005-1995	344	RC9YC	---	---	---	.032
R1100RS	2002-1994	344	RC9YC	---	---	---	.032
R1100RT	2001-1996	344	RC9YC	---	---	---	.032
RA	2005-1995	344	RC9YC	---	---	---	.032
RSA, RSL	2002-1994	344	RC9YC	---	---	---	.032
S	2005-1995	344	RC9YC	---	---	---	.032
1093CC							
A	1997-1993	809	RA6HC	---	---	8809	.025
K1100LT, K1100RS	1997-1993	809	RA6HC	---	---	8809	.025
LT	1997-1993	809	RA6HC	---	---	8809	.025
1130CC							
Edition 80	2004	344	RC9YC	---	---	---	.025
R1150GS	2005-2000	344	RC9YC	---	---	---	.025
1150CC							
R1150R Exhaust Plug	2005-2004	344	RC9YC	---	---	---	.032
R1150R Intake Plug	2005-2004	344	RC9YC	---	---	---	.032
R1150R	2004-2001	344	RC9YC	---	---	---	.032
R1150RS	2005-2003	344	RC9YC	---	---	---	.032
R1150RT	2005-2002	344	RC9YC	---	---	---	.032
1200CC							
K1200GT	2005-2003	810	RA8HC	---	---	8812	.032
K1200LT	2005-1999	810	RA8HC	---	---	8812	.025
K1200RS	2005-1997	810	RA8HC	---	---	8812	.025



Model/Engine	Year	Copper Plus®		Alternate Plug		Power Sport™	Gap
		Stk #	Plug Type	Stk #	Plug Type		
BMW (cont)							
1200CC (cont)							
Montauk	2005-2004	344	RC9YC	---	---	---	.025
R1200C	2005-1998	344	RC9YC	---	---	---	.025
R1200CL	2005-2003	344	RC9YC	---	---	---	.025
BOMBARDIER (CAN-AM)							
1000CC							
Spyder	2010-2008	905	RA4HC	---	---	8809	.028
BRIDGESTONE							
50CC							
BS50SP		102	RJ6C	823	J6C	---	.028
60CC							
BS60SP		825	J4C	---	---	---	.028
90CC							
Deluxe		874	RL82C	811	L82C	---	.025
Sport		883	QL78C	807	L78C	8883	.028
100CC							
GP		883	QL78C	807	L78C	8883	.028
Sport		883	QL78C	807	L78C	8883	.028
TMX		883	QL78C	807	L78C	8883	.028
175CC							
Dual Twin		874	RL82C	811	L82C	---	.025
Hurricane SCR		883	QL78C	807	L78C	8883	.028
200CC							
Mach II RS, Mach II SS		883	QL78C	807	L78C	8883	.028
350CC							
GTO, GTR		883	QL78C	807	L78C	8883	.028
BSA							
50CC							
Ariel 3		874	RL82C	811	L82C	---	.025
Beaver, Boxer, Brigand		830	RL86C	306	L86C	---	.025
Junior		123	RN5C	120	N5C	---	.025
75CC							
Beagle		808	Z9Y	---	---	---	.025
125CC							
Bantam D-10 Series		104	RN4C	803	N4C	8902	.025
Bantam D-14 Series		415	RN9YC	300	N9YC	8415	.025
Bantam D-9 Series		874	RL82C	811	L82C	---	.025
Tracker		880	RN3C	801	N3C	8902	.025
175CC							
Bantam B175		104	RN4C	803	N4C	8902	.025
Bantam D-7 Series		830	RL86C	306	L86C	---	.025
Bantam Supreme		874	RL82C	811	L82C	---	.025
Tracker		880	RN3C	801	N3C	8902	.025
250CC							
Gold Star		880	RN3C	801	N3C	8902	.025
Star Fire, Star Trails		880	RN3C	801	N3C	8902	.025
Victor		880	RN3C	801	N3C	8902	.025
350CC							
Fury		880	RN3C	801	N3C	8902	.025
440CC							
Victor		104	RN4C	803	N4C	8902	.025
Victor Special		104	RN4C	803	N4C	8902	.025
500CC							
Catalina SCR		880	RN3C	801	N3C	8902	.025
Gold Star		880	RN3C	801	N3C	8902	.025
Royal Star		880	RN3C	801	N3C	8902	.025



Model/Engine	Year	Copper Plus®		Alternate Plug		Power Sport™	Gap
		Stk #	Plug Type	Stk #	Plug Type		
BSA (cont)							
500CC (cont)							
Victor		880	RN3C	801	N3C	8902	.025
650CC							
Firebird		880	RN3C	801	N3C	8902	.025
Lightning		880	RN3C	801	N3C	8902	.025
Thunderbird		880	RN3C	801	N3C	8902	.025
750CC							
Rocket 3		880	RN3C	801	N3C	8902	.025
BUELL							
492CC							
Blast	2008-2007	1905	RA4HCX	---	---	8809	.035
	2005-2001	810	RA8HC	---	---	8812	.040
984CC							
Firebolt XB9R	2007-2002	905	RA4HC	---	---	8809	.040
Lightning City X XB9SX	2007-2005	905	RA4HC	---	---	8809	.040
Lightning XB9R	2004-2003	905	RA4HC	---	---	8809	.040
Lightning XB9SX	2008	1905	RA4HCX	---	---	8809	.035
1000CC							
RR1000	1988-1987	905	RA4HC	---	---	8809	.040
1203CC							
Cyclone M2	2003-1997	905	RA4HC	---	---	8809	.040
Firebolt XB12R	2008	1905	RA4HCX	---	---	8809	.035
	2007-2006	1905	RA4HCX	---	---	8809	.040
	2005-2004	905	RA4HC	---	---	8809	.040
	1998-1996	905	RA4HC	---	---	8809	.040
Lightning S1	1998-1996	905	RA4HC	---	---	8809	.040
Lightning X1	2002-1999	905	RA4HC	---	---	8809	.040
Lightning XB12S	2005-2004	905	RA4HC	---	---	8809	.040
RR	1994-1989	810	RA8HC	---	---	8812	.040
RS, RSS1200	1994-1989	810	RA8HC	---	---	8812	.040
S2T, Thunderbolt S2	1996-1995	810	RA8HC	---	---	8812	.040
Thunderbolt S3, Thunderbolt Touring S3T	2003-1997	905	RA4HC	---	---	8809	.040
Ulysses XB12X	2008	1905	RA4HCX	---	---	8809	.035
	2007	905	RA4HC	---	---	8809	.040
White Lightning S1	1998	905	RA4HC	---	---	8809	.040
X1W White Lightning	2003-2002	905	RA4HC	---	---	8809	.040
BULTACO							
100CC							
Lobito		677	QL55	---	---	---	.015
Sherpa S		828	QL77JC4	821	L77JC4	8883	.015
Tiron		830	RL86C	306	L86C	---	.015
125CC							
Alpina	1974-1973	880	RN3C	801	N3C	8902	.020
Lobito MK III		880	RN3C	801	N3C	8902	.020
Lobito MK IV, Lobito MK V		687	C59	---	---	8902	.020
Pursang		687	C59	---	---	8902	.020
Sherpa S		687	C59	---	---	8902	.020
Sherpa T		874	RL82C	811	L82C	---	.015
Streaker	1982	874	RL82C	811	L82C	---	.015
175CC							
Alpina	1974-1973	880	RN3C	801	N3C	8902	.020
Campera		880	RN3C	801	N3C	8902	.020
Lobito		880	RN3C	801	N3C	8902	.020
Mercurio		880	RN3C	801	N3C	8902	.020
Pursang		687	C59	---	---	8902	.020
Sherpa S		687	C59	---	---	8902	.020
200CC							
El Tigre		880	RN3C	801	N3C	8902	.020
Matador		880	RN3C	801	N3C	8902	.020



Model/Engine	Year	Copper Plus®		Alternate Plug		Power Sport™	Gap
		Stk #	Plug Type	Stk #	Plug Type		
BULTACO (cont)							
200CC (cont)							
Mercurio, Metralla		880	RN3C	801	N3C	8902	.020
Pursang		687	C59	---	---	8902	.020
Sherpa S		687	C59	---	---	8902	.020
250CC							
Alpina	1974-1971	404	RN12YC	38	N12YC	8405	.020
Astro	1978-1971	880	RN3C	801	N3C	8902	.020
Matador		880	RN3C	801	N3C	8902	.020
Metralla		880	RN3C	801	N3C	8902	.020
MK11		687	C59	---	---	8902	.020
MK2		880	RN3C	801	N3C	8902	.020
MK3		880	RN3C	801	N3C	8902	.020
MK4		818	RN2C	805	N2C	8904	.020
MK4, MK4SD		880	RN3C	801	N3C	8902	.020
MK5		818	RN2C	805	N2C	8904	.020
MK5SD		880	RN3C	801	N3C	8902	.020
MK7		818	RN2C	805	N2C	8904	.020
Pursang		880	RN3C	801	N3C	8902	.020
Pursang MK10		687	C59	---	---	8902	.020
Pursang MK2, Pursang MK6		818	RN2C	805	N2C	8904	.020
Sherpa T		404	RN12YC	38	N12YC	8405	.020
350CC							
Alpina	1982-1979	404	RN12YC	38	N12YC	8405	.020
	1976-1973	880	RN3C	801	N3C	8902	.020
Astro	1977-1971	818	RN2C	805	N2C	8904	.020
Bandido		818	RN2C	805	N2C	8904	.020
Matador MK IX		880	RN3C	801	N3C	8902	.020
MK5		880	RN3C	801	N3C	8902	.020
MK6		880	RN3C	801	N3C	8902	.020
Pursang		818	RN2C	805	N2C	8904	.020
Sherpa T		404	RN12YC	38	N12YC	8405	.020
360CC							
Astro	1977-1973	818	RN2C	805	N2C	8904	.020
El Bandido		818	RN2C	805	N2C	8904	.020
El Montadero		818	RN2C	805	N2C	8904	.020
Pursang		818	RN2C	805	N2C	8904	.020
Pursang MK VII		687	C59	---	---	8902	.020
370CC							
Frontera		880	RN3C	801	N3C	8902	.020
Pursang		818	RN2C	805	N2C	8904	.020
CAGIVA							
50CC							
Husky Boy Jr. & Sr.		814	RL82YC	328	L82YC	8814	.025
125CC							
WMX125, WMX125GP	1992-1989	693	C55	---	---	---	.020
WRX125	1992-1989	693	C55	---	---	---	.020
175CC							
175SS, 175SX		818	RN2C	805	N2C	8904	.020
250CC							
250MX		818	RN2C	805	N2C	8904	.020
250SS, 250SX		880	RN3C	801	N3C	8902	.020
WMX	1992-1989	686	C57	---	---	8902	.020
WRX	1992-1989	686	C57	---	---	8902	.020
350CC							
350 T4	1988	809	RA6HC	---	---	8809	.020
Alazzurra 350	1985	880	RN3C	801	N3C	8902	.020
500CC							
WMX500	1992-1987	686	C57	---	---	8902	.020



Model/Engine	Year	Copper Plus®		Alternate Plug		Power Sport™	Gap
		Stk #	Plug Type	Stk #	Plug Type		
CAGIVA (cont)							
650CC							
Alazzurra 650	1987-1985	814	RL82YC	328	L82YC	8814	.020
Elefant 650	1988-1985	814	RL82YC	328	L82YC	8814	.020
F-1 Ducati		814	RL82YC	328	L82YC	8814	.020
SE	1988-1985	814	RL82YC	328	L82YC	8814	.020
Sport	1987	814	RL82YC	328	L82YC	8814	.020
SS	1987-1985	814	RL82YC	328	L82YC	8814	.020
Super Sport	1987	814	RL82YC	328	L82YC	8814	.020
750CC							
Ducati F-1		814	RL82YC	328	L82YC	8814	.020
CAN-AM							
125CC							
125MX L/C	1985-1983	818	RN2C	805	N2C	8904	.020
125MX-6	1982-1980	880	RN3C	801	N3C	8902	.020
All Models	1979	818	RN2C	805	N2C	8904	.020
Qualifier IV	1982-1980	880	RN3C	801	N3C	8902	.020
175CC							
All Models	1985	818	RN2C	805	N2C	8904	.020
200CC							
200ASE	1987-1985	818	RN2C	805	N2C	8904	.020
240CC							
240 Trials	1985	322	RN11YC4	302	N11YC	8415	.020
250CC							
250 Roadracer	1985-1983	693	C55	---	---	---	.020
250ASE	1987-1983	818	RN2C	805	N2C	8904	.020
All Models	1982	818	RN2C	805	N2C	8904	.020
ASE L/C, MX L/C	1987-1983	818	RN2C	805	N2C	8904	.020
310CC							
Trials	1983	322	RN11YC4	302	N11YC	8415	.020
350CC							
350 ASE	1986	818	RN2C	805	N2C	8904	.020
350 Qualifier III	1980	818	RN2C	805	N2C	8904	.020
350 Trials	1985	322	RN11YC4	302	N11YC	8415	.020
370CC							
All Models	1979	818	RN2C	805	N2C	8904	.020
400CC							
All Models	1987	818	RN2C	805	N2C	8904	.020
500CC							
500 Sonic	1983-1982	810	RA8HC	---	---	8812	.020
500ASE, 500MX	1987-1983	818	RN2C	805	N2C	8904	.020
Sonic MX	1983-1982	810	RA8HC	---	---	8812	.020
560CC							
560 Sonic MX	1986-1984	810	RA8HC	---	---	8812	.020
CANNONDALE							
400CC							
MX400	2001-2000	654	G59C	---	---	8698	.028
440CC							
C440, E440	2003-2002	653	G57C	---	---	8654	.028
X440	2003-2002	653	G57C	---	---	8654	.028
CARABELA							
60CC							
All Models		830	RL86C	306	L86C	---	.024
100CC							
Coyote Enduro	1976-1974	123	RN5C	120	N5C	---	.024
Coyote MX	1976-1974	104	RN4C	803	N4C	8902	.024
Marquesa Enduro	1977-1976	104	RN4C	803	N4C	8902	.024



Model/Engine	Year	Copper Plus®		Alternate Plug		Power Sport™	Gap
		Stk #	Plug Type	Stk #	Plug Type		
CARABELA (cont)							
100CC (cont)							
Marquesa MX	1977-1974	880	RN3C	801	N3C	8902	.024
Mini Marquesa Enduro	1977	123	RN5C	120	N5C	---	.024
Mini Marquesa MX	1977	104	RN4C	803	N4C	8902	.024
Pantera Enduro	1977	830	RL86C	306	L86C	---	.024
Pantera MX	1978-1977	830	RL86C	306	L86C	---	.024
Rally Enduro	1976-1974	123	RN5C	120	N5C	---	.024
Torero Flat Track	1978-1977	880	RN3C	801	N3C	8902	.024
125CC							
Coyote Enduro	1976-1974	123	RN5C	120	N5C	---	.024
Coyote MX	1976-1974	104	RN4C	803	N4C	8902	.024
Marquesa Enduro	1977-1976	104	RN4C	803	N4C	8902	.024
Marquesa MX	1982-1974	880	RN3C	801	N3C	8902	.024
Rally Enduro	1976-1974	123	RN5C	120	N5C	---	.024
Torero Flat Track	1982-1977	880	RN3C	801	N3C	8902	.024
175CC							
Marquesa Enduro	1977-1976	104	RN4C	803	N4C	8902	.024
Marquesa MX	1977-1975	880	RN3C	801	N3C	8902	.024
Rally Enduro	1976-1975	123	RN5C	120	N5C	---	.024
Torero Flat Track	1978-1977	880	RN3C	801	N3C	8902	.024
200CC							
Enduro	1976-1974	123	RN5C	120	N5C	---	.024
Motocross	1976-1974	880	RN3C	801	N3C	8902	.024
250CC							
Centauro Enduro	1977-1976	123	RN5C	120	N5C	---	.024
Centauro MX	1977-1976	880	RN3C	801	N3C	8902	.024
Centauro MX III	1978	123	RN5C	120	N5C	---	.024
Torero Flat Track	1982-1977	880	RN3C	801	N3C	8902	.024
360CC							
Centauro MX III	1982-1978	880	RN3C	801	N3C	8902	.024
IV	1982-1978	880	RN3C	801	N3C	8902	.024
400CC							
Enduro	1976	123	RN5C	120	N5C	---	.024
MX	1976	880	RN3C	801	N3C	8902	.024
450CC							
Centauro MXII	1978-1977	880	RN3C	801	N3C	8902	.024
Enduro	1977	123	RN5C	120	N5C	---	.024
Torero Flat Track	1978-1977	104	RN4C	803	N4C	8902	.024
CCM							
500CC							
B5	1978-1972	880	RN3C	801	N3C	8902	.020
600CC							
B6	1978-1972	880	RN3C	801	N3C	8902	.020
CHAPARRAL							
80CC							
ST-80		825	J4C	---	---	---	.024
T-80		825	J4C	---	---	---	.024
95CC							
T-95		825	J4C	---	---	---	.024
100CC							
ST-100		825	J4C	---	---	---	.024
T-100		825	J4C	---	---	---	.024
175CC							
T-172		871	RJ8C	841	J8C	---	.024



Model/Engine	Year	Copper Plus®		Alternate Plug		Power Sport™	Gap
		Stk #	Plug Type	Stk #	Plug Type		
CIMATTI							
50CC							
C-50, S-50		830	RL86C	306	L86C	---	.025
100CC							
C-100		830	RL86C	306	L86C	---	.025
ST-100		830	RL86C	306	L86C	---	.025
XR-100		880	RN3C	801	N3C	8902	.025
125CC							
125 Trail		880	RN3C	801	N3C	8902	.025
150CC							
C-150		830	RL86C	306	L86C	---	.025
160CC							
C-160		880	RN3C	801	N3C	8902	.025
ST-160		880	RN3C	801	N3C	8902	.025
COBRA							
50CC							
BM50	1997-1994	---	---	---	---	8883	.024
CH2	2003	693	C55	---	---	---	.024
CM50	2006-2004	---	---	---	---	8339	.024
	2003-2001	693	C55	---	---	---	.024
	2000-1997	---	---	---	---	8883	.024
CX50	2008-2007	---	---	---	---	8339	.024
KING	2006-2004	---	---	---	---	8339	.024
	2003-1998	693	C55	---	---	---	.024
P3	2006	---	---	---	---	8339	.024
PW3	2005	---	---	---	---	8339	.024
	2003	693	C55	---	---	---	.024
65CC							
CX65	2008-2007	---	---	---	---	8339	.024
DC65	2003	693	C55	---	---	---	.024
COSMO							
MINI BIKE							
Mini-Cross		415	RN9YC	300	N9YC	8415	.030
CZ							
90CC							
Trail		874	RL82C	811	L82C	---	.024
125CC							
Street		874	RL82C	811	L82C	---	.024
175CC							
180 ES Enduro Sport		874	RL82C	811	L82C	---	.024
Enduro		874	RL82C	811	L82C	---	.024
Sport		874	RL82C	811	L82C	---	.024
Trail		874	RL82C	811	L82C	---	.024
250CC							
250 Enduro	1977	874	RL82C	811	L82C	---	.024
Enduro		874	RL82C	811	L82C	---	.024
Street		874	RL82C	811	L82C	---	.024
360CC							
Street		874	RL82C	811	L82C	---	.020
DI BLASI							
MINI BIKE							
Express		830	RL86C	306	L86C	---	.030



Model/Engine	Year	Copper Plus®		Alternate Plug		Power Sport™	Gap
		Stk #	Plug Type	Stk #	Plug Type		
DKW							
125CC							
All Models		883	QL78C	807	L78C	8883	.025
DUCATI							
100CC							
Cadet Sport Brio 100		830	RL86C	306	L86C	---	.024
Mountaineer		883	QL78C	807	L78C	8883	.024
Scrambler		830	RL86C	306	L86C	---	.024
125CC							
Bronco 125, Cadet 125		830	RL86C	306	L86C	---	.024
SCR		830	RL86C	306	L86C	---	.024
160CC							
Monza Jr.		883	QL78C	807	L78C	8883	.024
175CC							
175 Cruiser, 175 Tourist		830	RL86C	306	L86C	---	.024
Silverstone S		883	QL78C	807	L78C	8883	.024
200CC							
200 Elite, 200SS		883	QL78C	807	L78C	8883	.024
Gran T		883	QL78C	807	L78C	8883	.024
250CC							
Daytona, Desmo		874	RL82C	811	L82C	---	.024
Diana Mk III		874	RL82C	811	L82C	---	.024
Mach I		874	RL82C	811	L82C	---	.024
Monza		874	RL82C	811	L82C	---	.024
Scrambler		874	RL82C	811	L82C	---	.024
350CC							
Desmo		874	RL82C	811	L82C	---	.024
GTL		874	RL82C	811	L82C	---	.024
GTV		874	RL82C	811	L82C	---	.024
Mk III		874	RL82C	811	L82C	---	.024
Scrambler		874	RL82C	811	L82C	---	.024
Sebring		874	RL82C	811	L82C	---	.024
Sport		874	RL82C	811	L82C	---	.024
450CC							
Desmo		874	RL82C	811	L82C	---	.024
RT		874	RL82C	811	L82C	---	.024
Scrambler Mk III		874	RL82C	811	L82C	---	.024
T/TS		874	RL82C	811	L82C	---	.024
500CC							
500GTL	1979-1977	874	RL82C	811	L82C	---	.024
500SL	1981	874	RL82C	811	L82C	---	.024
GTV		874	RL82C	811	L82C	---	.024
Pantah 500		874	RL82C	811	L82C	---	.024
Sport		874	RL82C	811	L82C	---	.024
SS	1979-1977	874	RL82C	811	L82C	---	.024
600CC							
Monster 600 Dark	2001	809	RA6HC	---	---	8809	.024
Pantah	1984-1981	874	RL82C	811	L82C	---	.024
618CC							
620S i.e.	2005-2002	809	RA6HC	---	---	8809	.024
Monster 620 i.e.	2005-2002	809	RA6HC	---	---	8809	.024
650CC							
Alazzurra 650	1987	814	RL82YC	328	L82YC	8814	.024
Indiana 650	1987	814	RL82YC	328	L82YC	8814	.024
SS	1987	814	RL82YC	328	L82YC	8814	.024
748CC							
748	2003-1997	905	RA4HC	---	---	8809	.024
748R	2002-2001	905	RA4HC	---	---	8809	.024
748S, 748SPS Hyper Sport	2003-1997	905	RA4HC	---	---	8809	.024



Model/Engine	Year	Copper Plus®		Alternate Plug		Power Sport™	Gap
		Stk #	Plug Type	Stk #	Plug Type		
DUCATI (cont)							
748CC (cont)							
749, 749R, 749S	2005-2003	905	RA4HC	---	---	8809	.030
750	1988	809	RA6HC	---	---	8809	.024
750 Sport	2002-2000	905	RA4HC	---	---	8809	.024
	1990	809	RA6HC	---	---	8809	.024
	1975-1974	830	RL86C	306	L86C	---	.020
750GT	1975-1974	830	RL86C	306	L86C	---	.020
750SS	1993-1991	809	RA6HC	---	---	8809	.024
	1974-1972	814	RL82YC	328	L82YC	8814	.020
Dark	2001-1997	809	RA6HC	---	---	8809	.024
E290 Laguna Seca 750	1988	809	RA6HC	---	---	8809	.024
F1-S	1988-1987	814	RL82YC	328	L82YC	8814	.024
F1A	1985	809	RA6HC	---	---	8809	.024
F1B	1986	809	RA6HC	---	---	8809	.024
LTD	1988-1987	809	RA6HC	---	---	8809	.024
Monster 750	2001-1997	809	RA6HC	---	---	8809	.024
Monster 750 i.e.	2002	809	RA6HC	---	---	8809	.024
Paso 750	1988-1987	809	RA6HC	---	---	8809	.024
Super Sport 750	2002-2000	905	RA4HC	---	---	8809	.024
800CC							
800 Monster	2005-2004	905	RA4HC	---	---	8809	.024
SS800 Supersport	2004	905	RA4HC	---	---	8809	.024
850CC							
851 Sport	1992-1990	905	RA4HC	---	---	8809	.024
860	1980-1978	830	RL86C	306	L86C	---	.024
Darmah	1981-1979	830	RL86C	306	L86C	---	.024
Electric 860GTS	1980-1978	830	RL86C	306	L86C	---	.024
SS Darmah	1981-1979	830	RL86C	306	L86C	---	.024
860CC							
Hailwood Replica	1985-1981	327	RL87YC	312	L87YC	---	.024
888CC							
888 LTD, 888 SPO	1994	905	RA4HC	---	---	8809	.024
888 Superbike	1992-1990	905	RA4HC	---	---	8809	.024
904CC							
900 Super Sport	2002-1999	809	RA6HC	---	---	8809	.024
900GT	1980-1977	830	RL86C	306	L86C	---	.024
900S	2001-2000	809	RA6HC	---	---	8809	.024
900SD	1981-1979	830	RL86C	306	L86C	---	.024
900SS	1982-1980	874	RL82C	811	L82C	---	.024
900SS SP	1998-1991	809	RA6HC	---	---	8809	.024
906 Paso	1990	809	RA6HC	---	---	8809	.024
907 I.E.	1993-1991	905	RA4HC	---	---	8809	.024
City	1999-1993	809	RA6HC	---	---	8809	.024
CR	1998-1991	809	RA6HC	---	---	8809	.024
Dark	2001-2000	809	RA6HC	---	---	8809	.024
E900	1995-1994	809	RA6HC	---	---	8809	.024
FE	1998-1991	809	RA6HC	---	---	8809	.024
GTS	1980-1977	830	RL86C	306	L86C	---	.024
M900, M900S	1999-1993	809	RA6HC	---	---	8809	.024
MH900e	2002-2001	809	RA6HC	---	---	8809	.024
Monster 900	2001-2000	809	RA6HC	---	---	8809	.024
SS900	2002-1999	905	RA4HC	---	---	8809	.024
916CC							
916	1999-1994	905	RA4HC	---	---	8809	.024
916 Superbike	1999-1998	905	RA4HC	---	---	8809	.024
Monster S4	2003-2001	905	RA4HC	---	---	8809	.024
Sport Touring 4	2003-1999	905	RA4HC	---	---	8809	.024
944CC							
Sport Touring 2	2003-1998	905	RA4HC	---	---	8809	.024



Model/Engine	Year	Copper Plus®		Alternate Plug		Power Sport™	Gap
		Stk #	Plug Type	Stk #	Plug Type		
DUCATI (cont)							
996CC							
916SPS	1998	905	RA4HC	---	---	8809	.024
996, 996S	2001-1999	900	RA2HC	---	---	---	.024
996SPS	2000-1999	664	A55V	---	---	---	---
Monster S4R	2005-2004	905	RA4HC	---	---	8809	.024
999CC							
998, 998R, 998S	2003-2002	905	RA4HC	---	---	8809	.024
999	2005-2003	905	RA4HC	---	---	8809	.024
999R	2005-2003	905	RA4HC	---	---	8809	.030
999S	2005-2003	905	RA4HC	---	---	8809	.024
1000CC							
1000 Monster	2005-2004	905	RA4HC	---	---	8809	.024
Hailwood Replica	1985-1981	327	RL87YC	312	L87YC	---	.024
SS1 000 Supersport	2005-2004	905	RA4HC	---	---	8809	.024
E-Z RIDER							
MINI BIKE							
3506, 3536, 3556, 3956, 406X, 4606		871	RJ8C	841	J8C	---	.030
EXCELSIOR-HENDERSON							
328CC							
Talisman	1959-1958	120	N5C	---	---	---	.020
1386CC							
HGX, Super X	2001-1999	809	RA6HC	---	---	8809	.040
GAS GAS							
50CC							
TXT 50	2004-2000	322	RN11YC4	302	N11YC	8415	.020
70CC							
TXT80 Rookie	2004-2001	322	RN11YC4	302	N11YC	8415	.020
125CC							
Enducross TT 125/MX	1997-1995	687	C59	---	---	8902	.020
TT 125 EC	1999-1998	687	C59	---	---	8902	.020
143CC							
Contact GT16	1993	322	RN11YC4	302	N11YC	8415	.020
Contact JT16	1995-1994	322	RN11YC4	302	N11YC	8415	.020
Contact JTR160	1996	322	RN11YC4	302	N11YC	8415	.020
163CC							
Contact JTX200	1997	322	RN11YC4	302	N11YC	8415	.020
TX200	2004-1998	322	RN11YC4	302	N11YC	8415	.020
TXT200	2004-1998	322	RN11YC4	302	N11YC	8415	.020
199CC							
EC 200	2002-1998	915	QN86	---	---	---	.020
238CC							
Contact GT25	1993-1992	322	RN11YC4	302	N11YC	8415	.020
Contact JT25	1994	322	RN11YC4	302	N11YC	8415	.020
Delta GT25	1991	322	RN11YC4	302	N11YC	8415	.020
JT25, JTR250	1997-1995	322	RN11YC4	302	N11YC	8415	.020
Pampera 250	2004-1996	322	RN11YC4	302	N11YC	8415	.020
250CC							
EC250	2004-1997	915	QN86	---	---	---	.020
Enducross TT 250/MX	1995-1994	687	C59	---	---	8902	.020
MC250	1999-1998	915	QN86	---	---	---	.020
MX250	2005-2000	915	QN86	---	---	---	.020
XC250	2005-2000	915	QN86	---	---	---	.020
258CC							
TX270	1999-1998	322	RN11YC4	302	N11YC	8415	.020
272CC							
TXT280	2004-2000	322	RN11YC4	302	N11YC	8415	.020



Model/Engine	Year	Copper Plus®		Alternate Plug		Power Sport™	Gap
		Stk #	Plug Type	Stk #	Plug Type		
GAS GAS (cont)							
280CC							
Pampera 280	2004-2002	322	RN11YC4	302	N11YC	8415	.020
295CC							
EC 300	2001-1998	915	QN86	---	---	---	.020
300CC							
XC300	2001-2000	915	QN86	---	---	---	.020
328CC							
Contact GT32	1993-1992	322	RN11YC4	302	N11YC	8415	.020
Contact JT35	1995	322	RN11YC4	302	N11YC	8415	.020
Delta GT32	1991	322	RN11YC4	302	N11YC	8415	.020
TXT 321	2004-1999	322	RN11YC4	302	N11YC	8415	.020
333CC							
Pampera 320	2004-1998	322	RN11YC4	302	N11YC	8415	.020
338CC							
JTR370	1996	322	RN11YC4	302	N11YC	8415	.020
JTX320	1997	322	RN11YC4	302	N11YC	8415	.020
Pampera PP370	1997-1996	322	RN11YC4	302	N11YC	8415	.020
TX320	1998	322	RN11YC4	302	N11YC	8415	.020
HARLEY DAVIDSON							
50CC							
XL Sportster w-3/4" Reach Plug	1967-1965	404	RN12YC	38	N12YC	8405	.020
65CC							
M-65 w-3/4" Reach Plug	1973-1967	404	RN12YC	38	N12YC	8405	.025
90CC							
X/Z 90 w-3/4" Reach Plug	1974-1973	404	RN12YC	38	N12YC	8405	.025
100CC							
Baja w-3/4" Reach Plug	1974-1970	880	RN3C	801	N3C	8902	.020
125CC							
M	1974-1968	404	RN12YC	38	N12YC	8405	.025
ML	1974-1968	404	RN12YC	38	N12YC	8405	.025
SS-125	1977-1976	818	RN2C	805	N2C	8904	.020
SX-125	1974	104	RN4C	803	N4C	8902	.025
	1973-1968	404	RN12YC	38	N12YC	8405	.025
SXT-125	1977-1975	818	RN2C	805	N2C	8904	.020
165CC							
AH Topper w-7/16" Reach Plug		538	RH8C	587	H8C	---	.030
175CC							
Pacer or Scat w-3/4" Reach Plug	1977-1974	818	RN2C	805	N2C	8904	.020
Pacer or Scat w-7/16" Reach Plug	1974	538	RH8C	587	H8C	---	.030
250CC							
Motocross	1978-1974	880	RN3C	801	N3C	8902	.020
Sprint w-3/4" Reach Plug	1972-1961	880	RN3C	801	N3C	8902	.020
350CC							
Sprint w-3/4" Reach Plug	1974-1973	880	RN3C	801	N3C	8902	.025
883CC							
Sportster	2005-1985	810	RA8HC	---	---	8812	.040
900CC							
XL	1971-1957	538	RH8C	587	H8C	---	.030
1000CC							
XL	1985-1979	814	RL82YC	328	L82YC	8814	.040
	1978-1972	538	RH8C	587	H8C	---	.030
XR	1985-1983	332	RN7YC	813	N7YC	---	.040
1100CC							
Sportster	1987-1986	810	RA8HC	---	---	8810	.040
1130CC							
VRSCA V-Rod	2005-2002	905	RA4HC	---	---	8809	.035



Model/Engine	Year	Copper Plus®		Alternate Plug		Power Sport™	Gap
		Stk #	Plug Type	Stk #	Plug Type		
HARLEY DAVIDSON (cont)							
1200CC							
FL	1974-1948	14	RJ12YC	10	J12YC	---	.025
FX	1980-1975	404	RN12YC	38	N12YC	8405	.040
	1974-1948	14	RJ12YC	10	J12YC	---	.025
XL	2005-1988	810	RA8HC	---	---	8810	.040
1340CC							
FL	1999-1978	404	RN12YC	38	N12YC	8405	.040
	1983-1982	101	RN13LYC	---	---	8405	.040
FL (F.I.)	1999-1995	404	RN12YC	38	N12YC	8405	.040
FX	2000-1978	404	RN12YC	38	N12YC	8405	.040
	1983-1982	101	RN13LYC	---	---	8405	.040
FXE, FXSB, FXWG	1984	101	RN13LYC	---	---	8405	.040
1450CC							
Twin Cam 88B	2005-1998	810	RA8HC	---	---	8812	.040
HARLEY-DAVIDSON							
Topper		538	RH8C	587	H8C	---	.040
HEATH KIT							
MINI BIKE							
All Other Models, Bonnie Bike		840	RCJ8	843	CJ8	---	.030
HENSIM							
149CC							
HS150-9I	2007	810	RA8HC	---	---	8812	.028
HODAKA							
80CC							
80 Dirt Squirt		874	RL82C	811	L82C	---	.024
90CC							
Ace 90		825	J4C	---	---	---	.024
100CC							
100 Dirt Squirt, 100 Road Toad		883	QL78C	807	L78C	8883	.024
100 Super Rat/93, 100 Super Rat/98		828	QL77JC4	821	L77JC4	8883	.024
ACE 100/92		825	J4C	---	---	---	.024
125CC							
125 Combat Wombat, 125 Super Combat		828	QL77JC4	821	L77JC4	8883	.024
125 Wombat		883	QL78C	807	L78C	8883	.024
175CC							
175 Road & Trail		880	RN3C	801	N3C	8902	.024
250CC							
250 ED/71		818	RN2C	805	N2C	8904	.024
250 SL/70		880	RN3C	801	N3C	8902	.024
HONDA							
50CC							
Aero	1987-1983	327	RL87YC	312	L87YC	---	.028
CA100, CA100T, CA102	1970-1959	808	Z9Y	---	---	---	.024
CA220	1970-1959	808	Z9Y	---	---	---	.024
CHF50	2003-2002	654	G59C	---	---	8698	.035
CRF50F	2007-2006	808	Z9Y	---	---	---	.028
	2005-2004	654	G59C	---	---	8698	.035
Dream 50R	2004	654	G59C	---	---	8698	.035
Elite	2001-1988	327	RL87YC	312	L87YC	---	.028
Elite E	1990-1988	327	RL87YC	312	L87YC	---	.028
Elite R	1992-1987	327	RL87YC	---	---	---	.028
Elite S	1987	327	RL87YC	312	L87YC	---	.028
Gyro	1985-1984	327	RL87YC	312	L87YC	---	.028
M	1986-1985	327	RL87YC	312	L87YC	---	.028
MB50	1982	874	RL82C	811	L82C	---	.028
Metropolitan	2005-2002	654	G59C	---	---	8698	.036



Model/Engine	Year	Copper Plus®		Alternate Plug		Power Sport™	Gap
		Stk #	Plug Type	Stk #	Plug Type		
HONDA (cont)							
50CC (cont)							
Metropolitan II	2005-2002	654	G59C	---	---	8698	.036
MR50	1975-1974	830	RL86C	306	L86C	---	.028
NA50	1981-1979	929	RL95YC	---	---	---	.028
NB50, NB50M	1987-1983	327	RL87YC	312	L87YC	---	.028
NC50	1983-1977	929	RL95YC	---	---	---	.028
NN50MD	1984	327	RL87YC	312	L87YC	---	.028
NPS50	2005-2003	654	G59C	---	---	8698	.036
NQ50, NQ50D	1987-1984	327	RL87YC	312	L87YC	---	.028
NS50F	1990	818	RN2C	805	N2C	8904	.028
NSR50R	2004	654	G59C	---	---	8698	.035
NU50, NU50M	1983-1982	929	RL95YC	---	---	---	.028
NX50	1982-1981	806	L92YC	---	---	---	.028
NZ50	1987-1986	327	RL87YC	312	L87YC	---	.028
P	2001-1987	327	RL87YC	312	L87YC	---	.028
PA50	1968-1966	889	Z6	---	---	---	.024
PC50	1970-1969	808	Z9Y	---	---	---	.024
QA50	1975-1970	808	Z9Y	---	---	---	.028
Ruckus	2005-2003	654	G59C	---	---	8698	.036
SA50	2001-1988	327	RL87YC	312	L87YC	---	.028
SB50	1990-1988	327	RL87YC	312	L87YC	---	.028
SE50	1987	327	RL87YC	312	L87YC	---	.028
SPREE	1987-1984	327	RL87YC	312	L87YC	---	.028
SR	2001-1987	327	RL87YC	312	L87YC	---	.028
TG50	1986-1985	327	RL87YC	312	L87YC	---	.028
XR50R	2004-2000	808	Z9Y	---	---	---	.028
Z50A	1978-1969	808	Z9Y	---	---	---	.028
Z50R, Z50R	1999-1979	808	Z9Y	---	---	---	.028
ZB50	1988	808	Z9Y	---	---	---	.028
55CC							
CA105T	1965-1962	808	Z9Y	---	---	---	.028
60CC							
CR60R	1984-1983	818	RN2C	805	N2C	8904	.028
65CC							
S65	1969-1965	808	Z9Y	---	---	---	.028
70CC							
C70	1985-1973	808	Z9Y	---	---	---	.028
	1983-1972	808	Z9Y	---	---	---	.028
CL70	1971-1969	808	Z9Y	---	---	---	.028
CM70	1971-1969	808	Z9Y	---	---	---	.028
CRF70F	2007-2004	808	Z9Y	---	---	---	.028
CT70	1994-1969	808	Z9Y	---	---	---	.028
CT70H	1973-1970	808	Z9Y	---	---	---	.028
SL70	1976-1971	808	Z9Y	---	---	---	.028
XL70	1976-1971	808	Z9Y	---	---	---	.028
XR70R	2004-1997	808	Z9Y	---	---	---	.028
75CC							
XL75	1979-1977	808	Z9Y	---	---	---	.028
XR75	1978-1973	808	Z9Y	---	---	---	.028
80CC							
Aero	1985-1983	327	RL87YC	312	L87YC	---	.028
CH80	2003-1985	808	Z9Y	---	---	---	.028
CR80R	2003-1986	686	C57	---	---	8902	.024
	1985-1980	818	RN2C	805	N2C	8904	.028
CRF80F	2008-2004	808	Z9Y	---	---	---	.028
Elite	2007-2006	808	Z9Y	---	---	---	.028
	2007-1985	889	Z6	---	---	---	.028
Elite 80	2004-1985	889	Z6	---	---	---	.028
Expert	2003-1986	686	C57	---	---	8902	.024
R	2004-1979	808	Z9Y	---	---	---	.028



Model/Engine	Year	Copper Plus®		Alternate Plug		Power Sport™	Gap
		Stk #	Plug Type	Stk #	Plug Type		
HONDA (cont)							
80CC (cont)							
RB	2003-1986	686	C57	---	---	8902	.024
XL80S	1985-1980	808	Z9Y	---	---	---	.028
XR80	2004-1979	808	Z9Y	---	---	---	.028
85CC							
CR85R	2005-2003	686	C57	---	---	8902	.024
RB Expert	2005-2003	686	C57	---	---	8902	.024
90CC							
CA200	1969-1963	888	P8Y	---	---	---	.028
CL90	1969-1963	888	P8Y	---	---	---	.028
CM91	1979-1966	888	P8Y	---	---	---	.028
CT90	1979-1966	888	P8Y	---	---	---	.028
Cub	1996-1991	874	RL82C	811	L82C	---	.028
EZ90	1996-1991	874	RL82C	811	L82C	---	.028
S90	1970-1964	888	P8Y	---	---	---	.028
SL90	1970-1964	888	P8Y	---	---	---	.028
ST90	1975-1973	888	P8Y	---	---	---	.028
100CC							
CB100	1973-1970	809	RA6HC	---	---	8809	.028
CL100, CL100S	1973-1970	809	RA6HC	---	---	8809	.028
CRF100F	2008-2004	808	Z9Y	---	---	---	.028
NSF100	2006	808	Z9Y	---	---	---	.028
R	2004-1981	808	Z9Y	---	---	---	.028
SL100	1973-1970	809	RA6HC	---	---	8809	.028
XL100	1978-1974	810	RA8HC	---	---	8812	.028
XL100S	1985-1979	808	Z9Y	---	---	---	.028
XR100	2004-1981	808	Z9Y	---	---	---	.028
110CC							
CT110	1986-1982	809	RA6HC	---	---	8809	.028
	1981-1980	810	RA8HC	---	---	8812	.028
125CC							
Aero	1985-1984	327	RL87YC	312	L87YC	---	.028
CB125S	1985-1973	810	RA8HC	---	---	8812	.028
CB92	1963-1962	888	P8Y	---	---	---	.028
	1961-1959	889	Z6	---	---	---	.028
CH125	1984	810	RA8HC	---	---	8819	.035
CL125A	1969-1967	816	P7	---	---	---	.028
CL125S	1974-1973	810	RA8HC	---	---	8812	.028
CR125M	1978-1974	880	RN3C	801	N3C	8902	.024
CR125R	2005-1982	895	QN84	---	---	---	.024
	1981-1979	818	RN2C	805	N2C	8904	.024
CT125	1977	810	RA8HC	---	---	8812	.028
Elite	1984	810	RA8HC	---	---	8812	.032
MT125	1978-1977	686	C57	---	---	8902	.028
	1976-1974	880	RN3C	801	N3C	8902	.032
NX125	1990-1988	809	RA6HC	---	---	8809	.028
SL125	1973-1971	810	RA8HC	---	---	8812	.028
SS125A	1969-1967	816	P7	---	---	---	.028
TL125S	1976-1973	810	RA8HC	---	---	8812	.028
XL125S	1985-1982	809	RA6HC	---	---	8809	.028
	1981-1974	810	RA8HC	---	---	8812	.028
150CC							
CA95	1966-1962	816	P7	---	---	---	.028
	1961-1959	889	Z6	---	---	---	.028
CH150, CH150D	1987-1985	810	RA8HC	---	---	8819	.035
CRF150F	2005-2003	809	RA6HC	---	---	8809	.035
Elite	1987-1985	810	RA8HC	---	---	8812	.032
160CC							
CA160	1969-1965	816	P7	---	---	---	.028
CB160	1969-1965	816	P7	---	---	---	.028



Model/Engine	Year	Copper Plus®		Alternate Plug		Power Sport™	Gap
		Stk #	Plug Type	Stk #	Plug Type		
HONDA (cont)							
160CC (cont)							
CL160	1969-1965	816	P7	---	---	---	.028
175CC							
CA175	1973-1968	816	P7	---	---	---	.028
CB175	1973-1968	816	P7	---	---	---	.028
CL175	1973-1968	816	P7	---	---	---	.028
MR175	1977-1965	880	RN3C	801	N3C	8902	.028
SL175	1972-1970	816	P7	---	---	---	.028
XL175	1978-1973	104	RN4C	803	N4C	8902	.028
185CC							
CM185T (Twinstar)	1979-1978	808	Z9Y	---	---	---	.028
XL185S	1983-1979	809	RA6HC	---	---	8809	.028
XR185	1979	810	RA8HC	---	---	8812	.028
200CC							
CB200	1976-1974	809	RA6HC	---	---	8809	.028
CL200	1974	809	RA6HC	---	---	8809	.028
CM200T	1982-1980	808	Z9Y	---	---	---	.028
T	1976-1974	809	RA6HC	---	---	8809	.028
TLR200	1987-1986	809	RA6HC	---	---	8809	.028
TR200	1987-1986	809	RA6HC	---	---	8809	.028
XL200R	1984-1983	809	RA6HC	---	---	8809	.028
XR200	1984-1980	809	RA6HC	---	---	8809	.028
XR200R	2003-1981	810	RA8HC	---	---	8812	.028
230CC							
CRF230F	2005-2003	809	RA6HC	---	---	8809	.035
250CC							
C71	1960-1959	889	Z6	---	---	---	.028
C72	1962-1959	889	Z6	---	---	---	.028
CA71	1960-1959	889	Z6	---	---	---	.028
CA72	1966-1962	816	P7	---	---	---	.028
	1962-1959	889	Z6	---	---	---	.028
CB250	2005-1991	808	Z9Y	---	---	---	.028
CB250 Nighthawk	2007-2006	808	Z9Y	---	---	---	.028
CB72	1966-1962	816	P7	---	---	---	.028
	1962-1961	889	Z6	---	---	---	.028
CE71	1960-1959	889	Z6	---	---	---	.028
CL72	1966-1962	816	P7	---	---	---	.028
CM250C	1983-1982	808	Z9Y	---	---	---	.028
CMX250	1988-1985	889	Z6	---	---	---	.028
CMX250C	2005-1985	808	Z9Y	---	---	---	.028
CN250	2001-1986	810	RA8HC	---	---	8812	.035
CR250M	1976-1973	818	RN2C	805	N2C	8904	.024
CR250R	2004-1983	895	QN84	---	---	---	.024
	1982-1978	818	RN2C	805	N2C	8904	.024
CRE250	2004-1983	895	QN84	---	---	---	.024
CRF250R	2005-2004	809	RA6HC	---	---	8809	.024
CRF250X	2005-2004	809	RA6HC	---	---	8809	.024
D	2005-1985	808	Z9Y	---	---	---	.028
Elite	1990-1985	810	RA8HC	---	---	8812	.032
Helix	2001-1986	810	RA8HC	---	---	8812	.032
MR250	1976	818	RN2C	805	N2C	8904	.024
MR250 Elsinore	1976-1974	880	RN3C	801	N3C	8902	.032
MT250	1976-1974	880	RN3C	801	N3C	8902	.032
Nighthawk	2005-1991	808	Z9Y	---	---	---	.028
NSS250	2003-2001	810	RA8HC	---	---	8812	.035
NX250	1990-1988	653	G57C	---	---	8654	.035
Rebel	2005-1996	808	Z9Y	---	---	---	.028
Reflex	2005-2002	810	RA8HC	---	---	8812	.032
Reflex ABS	2005-2002	810	RA8HC	---	---	8812	.032
S	1983-1978	809	RA6HC	---	---	8809	.028
T	2005-1991	808	Z9Y	---	---	---	.028



Model/Engine	Year	Copper Plus®		Alternate Plug		Power Sport™	Gap
		Stk #	Plug Type	Stk #	Plug Type		
HONDA (cont)							
250CC (cont)							
TL250	1976-1975	810	RA8HC	---	---	8812	.028
VTR250	1990-1989	654	G59C	---	---	8698	.035
	1988	809	RA6HC	---	---	8809	.035
XL250	1976-1972	810	RA8HC	---	---	8812	.028
XL250R	1987-1978	809	RA6HC	---	---	8809	.028
XR250	1980-1979	809	RA6HC	---	---	8809	.028
XR250L	1996-1991	809	RA6HC	---	---	8809	.028
XR250R	2004-1996	653	G57C	---	---	8654	.035
	1995-1981	809	RA6HC	---	---	8809	.028
260CC							
CRE260	1996	895	QN84	---	---	---	.024
300CC							
C76	1960-1959	889	Z6	---	---	---	.028
CA76	1960-1959	889	Z6	---	---	---	.028
CS76	1960-1959	889	Z6	---	---	---	.028
CSA76	1960-1959	889	Z6	---	---	---	.028
305CC							
C77	1969-1963	816	P7	---	---	---	.028
	1962-1960	889	Z6	---	---	---	.028
CA77	1962-1960	889	Z6	---	---	---	.028
CB77	1966-1963	816	P7	---	---	---	.028
	1962-1961	889	Z6	---	---	---	.028
CL77	1968-1965	816	P7	---	---	---	.028
CS77	1962-1960	889	Z6	---	---	---	.028
CSA77	1962-1960	889	Z6	---	---	---	.028
350CC							
CB350	1973-1968	880	RN3C	801	N3C	8902	.028
CB350F	1974-1972	810	RA8HC	---	---	8812	.028
CL350	1973-1968	880	RN3C	801	N3C	8902	.028
G	1973-1968	880	RN3C	801	N3C	8902	.028
SL350	1973-1968	880	RN3C	801	N3C	8902	.028
XL350	1978-1974	809	RA6HC	---	---	8809	.028
XL350R	1985-1984	809	RA6HC	---	---	8809	.035
XR350R	1985-1983	809	RA6HC	---	---	8809	.035
360CC							
CB360, CB360T	1977-1974	880	RN3C	801	N3C	8902	.032
CJ360, CJ360T	1977-1974	880	RN3C	801	N3C	8902	.032
CL360	1977-1974	880	RN3C	801	N3C	8902	.032
400CC							
A	1981-1978	810	RA8HC	---	---	8812	.028
CB400	1981-1978	810	RA8HC	---	---	8812	.028
CB400F	1990-1989	654	G59C	---	---	8698	.035
	1977-1975	810	RA8HC	---	---	8812	.028
CM400	1981-1979	810	RA8HC	---	---	8812	.028
NS400R	1988-1986	818	RN2C	805	N2C	8904	.032
T	1981-1978	810	RA8HC	---	---	8812	.028
XR400R	2004-1996	809	RA6HC	---	---	8809	.028
450CC							
A	1983-1982	810	RA8HC	---	---	8815	.028
CB450	1974-1965	880	RN3C	801	N3C	8902	.028
CB450SC	1986-1982	809	RA6HC	---	---	8809	.032
CB450T	1986	809	RA6HC	---	---	8809	.028
CL450	1974-1968	880	RN3C	801	N3C	8902	.028
CM450	1983-1982	810	RA8HC	---	---	8815	.028
CMX450C	1987-1986	809	RA6HC	---	---	8809	.024
CR450R	1981	880	RN3C	801	N3C	8902	.024
CRF450R	2008-2002	430	RC9YC4	---	---	---	.028
CRF450X	2008-2005	430	RC9YC4	---	---	---	.028
D	1974-1965	880	RN3C	801	N3C	8902	.028



Model/Engine	Year	Copper Plus®		Alternate Plug		Power Sport™	Gap
		Stk #	Plug Type	Stk #	Plug Type		
HONDA (cont)							
450CC (cont)							
E	1983-1982	810	RA8HC	---	---	8815	.028
480CC							
CR480R	1983-1982	818	RN2C	805	N2C	8904	.024
500CC							
CB500F	1973-1971	810	RA8HC	---	---	8812	.028
CB500T	1976-1975	880	RN3C	801	N3C	8902	.035
CF500R	1995	818	RN2C	805	N2C	8904	.024
CR500R	2001-1984	686	C57	---	---	8902	.024
CX500, CX500C	1982-1979	810	RA8HC	---	---	8812	.028
CX500TC	1982	809	RA6HC	---	---	8809	.035
D	1982-1979	810	RA8HC	---	---	8815	.028
FT500	1983-1982	809	RA6HC	---	---	8809	.028
GB500	1990-1989	809	RA6HC	---	---	8809	.028
GL500	1982-1981	810	RA8HC	---	---	8819	.028
I	1982-1981	810	RA8HC	---	---	8819	.028
VF500	1985-1984	810	RA8HC	---	---	8812	.035
VF500F	1986	809	RA6HC	---	---	8809	.035
VT500C	1986-1983	810	RA8HC	---	---	8812	.035
VT500FT	1984-1983	810	RA8HC	---	---	8812	.035
XL500R	1982	809	RA6HC	---	---	8809	.028
XL500S	1981-1979	810	RA8HC	---	---	8812	.028
XR500	1980-1979	810	RA8HC	---	---	8812	.028
XR500R	1984-1981	810	RA8HC	---	---	8812	.028
550CC							
CB550	1983	810	RA8HC	---	---	8812	.035
	1978-1974	810	RA8HC	---	---	8812	.028
582CC							
Silverwing ABS	2005-2002	654	G59C	---	---	8698	.036
599CC							
599	2005-2004	654	G59C	---	---	8698	.035
600CC							
CBR600F	1990-1987	809	RA6HC	---	---	8809	.035
CBR600F2	2001-1991	654	G59C	---	---	8698	.035
CBR600F4i	2005-2001	654	G59C	---	---	8698	.035
CBR600RR	2005-2003	653	G57C	---	---	8654	.035
D Shadow	2005-1988	810	RA8HC	---	---	8815	.035
F3, F4	2001-1991	654	G59C	---	---	8698	.035
FSC600	2005-2002	654	G59C	---	---	8698	.035
SR600R	1995-1985	809	RA6HC	---	---	8809	.035
VT600C	2005-1988	810	RA8HC	---	---	8815	.035
XL600R	1987-1983	810	RA8HC	---	---	8812	.035
XL600V	1990-1989	809	RA6HC	---	---	8809	.035
XR600R	2000	809	RA6HC	---	---	8809	.035
	1999-1985	810	RA8HC	---	---	8812	.035
650CC							
CB650	1982-1979	810	RA8HC	---	---	8812	.030
CB650SC	1985-1982	810	RA8HC	---	---	8812	.035
CX650C	1983	809	RA6HC	---	---	8809	.035
GL650	1983	809	RA6HC	---	---	8809	.035
I	1983	809	RA6HC	---	---	8809	.035
NT650	1991-1988	809	RA6HC	---	---	8809	.035
NX650	1991-1988	809	RA6HC	---	---	8809	.035
R	2005-1992	809	RA6HC	---	---	8809	.035
T	1983	809	RA6HC	---	---	8809	.035
XR650L	2005-1992	809	RA6HC	---	---	8809	.035
700CC							
CB700SC	1986-1984	810	RA8HC	---	---	8815	.035
F2	1987-1986	810	RA8HC	---	---	8815	.035
VF700	1987-1984	810	RA8HC	---	---	8815	.035



Model/Engine	Year	Copper Plus®		Alternate Plug		Power Sport™	Gap
		Stk #	Plug Type	Stk #	Plug Type		
HONDA (cont)							
700CC (cont)							
VFR700F	1987-1986	810	RA8HC	---	---	8815	.035
VT700C	1987-1984	810	RA8HC	---	---	8819	.035
745CC							
Shadow Sprint 750	2005	809	RA6HC	---	---	8809	.035
750CC							
CB750 Nighthawk	2003-1995	810	RA8HC	---	---	8812	.035
	1993-1969	810	RA8HC	---	---	8815	.028
D2 Shadow	2005-1998	809	RA6HC	---	---	8809	.035
F	1988-1982	809	RA6HC	---	---	8809	.035
R	1990	653	G57C	---	---	8654	.035
S	1988-1982	809	RA6HC	---	---	8809	.035
VF750C	1988-1982	809	RA6HC	---	---	8809	.035
VF750C Magna	2003-1994	654	G59C	---	---	8698	.035
VF750F	1990	653	G57C	---	---	8654	.035
VFR750F	1997-1991	654	G59C	---	---	8698	.028
	1986	809	RA6HC	---	---	8809	.035
VT750 Shadow Aero	2005-2004	809	RA6HC	---	---	8809	.035
VT750C	2005-1983	809	RA6HC	---	---	8809	.035
800CC							
PC800 Pacific Coast	1998-1989	810	RA8HC	---	---	8812	.035
VFR800FI	2004-2002	653	G57C	---	---	8654	.035
VFR800FI Interceptor	2001-1998	653	G57C	---	---	8654	.035
VT800	1994	810	RA8HC	---	---	8812	.035
VT800C	1988	810	RA8HC	---	---	8812	.035
900CC							
CB900C	1982-1979	810	RA8HC	---	---	8812	.028
CBR900RR	2000-1993	654	G59C	---	---	8698	.028
F	1982-1979	810	RA8HC	---	---	8812	.028
919CC							
CB900F	2004-2002	654	G59C	---	---	8698	.032
929CC							
CBR929RR	2001-2000	653	G57C	---	---	8654	.032
954CC							
CBR954RR	2003-2002	653	G57C	---	---	8654	.035
1000CC							
CB1000	1995-1994	905	RA4HC	---	---	8809	.035
CB1000C	1983	809	RA6HC	---	---	8809	.028
CBR1000F	1996-1987	905	RA4HC	---	---	8809	.035
GL1000	1979-1975	810	RA8HC	---	---	8819	.028
RC51	2005-2003	792	C59YC	---	---	---	.044
RVT1000R	2005-2001	296	C59CX	---	---	---	.035
VF1000F	1984	809	RA6HC	---	---	8809	.035
VF1000R	1986-1985	905	RA4HC	---	---	8809	.035
VTR1000F Super Hawk	2005-1998	905	RA4HC	---	---	8809	.035
1050CC							
CBX Super	1982-1979	810	RA8HC	---	---	8812	.028
1100CC							
A	1983-1980	810	RA8HC	---	---	8819	.035
ABS II	2003-1991	654	G59C	---	---	8698	.035
CB1100F	1983	809	RA6HC	---	---	8809	.035
CBR1100XX	2004-1997	654	G59C	---	---	8698	.035
GL1100	1983-1980	810	RA8HC	---	---	8819	.035
I	1983-1980	810	RA8HC	---	---	8819	.035
ST1100	2003-1991	654	G59C	---	---	8698	.035
T Shadow	2005-1985	810	RA8HC	---	---	8819	.035
VF1100C	1986-1983	810	RA8HC	---	---	8812	.035
VT1100C	2005-1985	810	RA8HC	---	---	8819	.035



Model/Engine	Year	Copper Plus®		Alternate Plug		Power Sport™	Gap
		Stk #	Plug Type	Stk #	Plug Type		
HONDA (cont)							
1200CC							
A	1987-1984	810	RA8HC	---	---	8819	.035
Aspencade	1987-1984	810	RA8HC	---	---	8819	.035
GL1200	1987-1984	810	RA8HC	---	---	8819	.035
Gold Wing	1987-1984	810	RA8HC	---	---	8819	.035
I	1987-1984	810	RA8HC	---	---	8819	.035
Interstate	1987-1984	810	RA8HC	---	---	8819	.035
1300CC							
F	2005-2004	810	RA8HC	---	---	8812	.035
ST1300	2005-2003	653	G57C	---	---	8654	.035
VTX1300C	2005-2004	810	RA8HC	---	---	8812	.035
VTX1300S	2007-2006	810	RA8HC	---	---	8812	.030
	2005-2003	810	RA8HC	---	---	8812	.028
1520CC							
A	2000-1988	810	RA8HC	---	---	8812	.035
Aspencade	2000-1988	810	RA8HC	---	---	8812	.035
CD	2003-2000	810	RA8HC	---	---	8812	.035
CF	2003-2000	810	RA8HC	---	---	8812	.035
GL1500	2003-1988	810	RA8HC	---	---	8812	.035
Gold Wing	2000-1988	810	RA8HC	---	---	8812	.035
I	2000-1988	810	RA8HC	---	---	8812	.035
Interstate	2003-1996	810	RA8HC	---	---	8812	.035
SE	2000-1988	810	RA8HC	---	---	8812	.035
Tourer	2003-1996	810	RA8HC	---	---	8812	.035
Valkyrie F6	2003-1996	810	RA8HC	---	---	8812	.035
1800CC							
GL1800 Gold Wing	2008-2006	71	RC12YC	---	---	8071	.028
GL1800ABS Gold Wing	2008-2006	71	RC12YC	---	---	8071	.028
R	2005-2002	430	RC9YC4	---	---	---	.044
S	2005-2002	430	RC9YC4	---	---	---	.044
VTX1800C	2005-2002	430	RC9YC4	---	---	---	.044
1832CC							
GL1800 Gold Wing	2005-2001	430	RC9YC4	---	---	---	.044
Valkyrie Rune	2004	430	RC9YC4	---	---	---	.044
HUSABERG							
350CC							
FE350, FE350E	1996-1991	654	G59C	---	---	8698	.028
400CC							
FC400	2000-1996	654	G59C	---	---	8698	.028
FE400, FE400E, FE400S	2003-1996	654	G59C	---	---	8698	.028
FX400	2000-1996	654	G59C	---	---	8698	.028
YY	2003-2001	654	G59C	---	---	8698	.028
472CC							
FC470, FC470E	2002-2001	654	G59C	---	---	8698	.028
FX470E	2002-2001	654	G59C	---	---	8698	.028
499CC							
499C	1993-1992	654	G59C	---	---	8698	.028
499MX	1996	654	G59C	---	---	8698	.028
501CC							
FC501	2001-1990	654	G59C	---	---	8698	.028
FE501, FE501E, FE501S	2003-1994	654	G59C	---	---	8698	.028
FX501E	2001-1990	654	G59C	---	---	8698	.028
550CC							
FC550	2004-2001	654	G59C	---	---	8698	.028
600CC							
FC600	2000-1993	654	G59C	---	---	8698	.028
FE600, FE600E, FE600S	2000-1992	654	G59C	---	---	8698	.028
FX600E	2000-1993	654	G59C	---	---	8698	.028



Model/Engine	Year	Copper Plus®		Alternate Plug		Power Sport™	Gap
		Stk #	Plug Type	Stk #	Plug Type		
HUSABERG (cont)							
644CC							
FE650E, FS650C, FS650E	2005-2001	654	G59C	---	---	8698	.028
FX650E	2003-2001	654	G59C	---	---	8698	.028
HUSQVARNA							
50CC							
CR50j, CR50s	2004-1999	874	RL82C	811	L82C	---	.025
Husky Boy, J	2004-2002	874	RL82C	811	L82C	---	.025
S	2004-2002	874	RL82C	811	L82C	---	.025
SM50 Supermotard	2004-2002	874	RL82C	811	L82C	---	.025
WR50	2004	874	RL82C	811	L82C	---	.025
125CC							
125CR	1985	880	RN3C	801	N3C	8902	.024
	1984	880	RN3C	801	N3C	8902	.020
125SC	1984	880	RN3C	801	N3C	8902	.020
125WMX	1992-1990	686	C57	---	---	8902	.020
125WXE	1997-1990	687	C59	---	---	8902	.024
CR125	2004-1998	687	C59	---	---	8902	.024
WR	1985	880	RN3C	801	N3C	8902	.024
	1984	880	RN3C	801	N3C	8902	.020
WR125	2004-1998	687	C59	---	---	8902	.024
WRE125	2005-2003	687	C59	---	---	8902	.024
WRK125	1988	693	C55	---	---	---	.024
WXC	1997-1990	687	C59	---	---	8902	.024
XC	1985	880	RN3C	801	N3C	8902	.024
	1984	880	RN3C	801	N3C	8902	.020
175CC							
175GP		818	RN2C	805	N2C	8904	.024
250CC							
250	1981-1975	880	RN3C	801	N3C	8902	.020
250CR	1985	818	RN2C	805	N2C	8904	.024
	1984-1982	818	RN2C	805	N2C	8904	.020
	1981-1975	880	RN3C	801	N3C	8902	.020
250RT		880	RN3C	801	N3C	8902	.020
250WMX	1997-1991	687	C59	---	---	8902	.024
250WR	1988-1984	818	RN2C	805	N2C	8904	.024
250WXE	1991-1990	687	C59	---	---	8902	.024
CR250	2004-1998	688	C61	---	---	8902	.024
Endura	1971-1970	880	RN3C	801	N3C	8902	.020
GP	1981-1975	880	RN3C	801	N3C	8902	.020
Motocross	1971-1970	880	RN3C	801	N3C	8902	.020
OR	1981-1975	880	RN3C	801	N3C	8902	.020
TC250	2005-2002	687	C59	---	---	8902	.024
TE250	2005-2002	687	C59	---	---	8902	.024
WR	1984-1982	818	RN2C	805	N2C	8904	.020
	1981-1975	880	RN3C	801	N3C	8902	.020
WR250	2004-1998	688	C61	---	---	8902	.024
WXC	1997-1991	687	C59	---	---	8902	.024
WXE	1997-1991	687	C59	---	---	8902	.024
XC	1988-1984	818	RN2C	805	N2C	8904	.024
	1983-1982	818	RN2C	805	N2C	8904	.020
		880	RN3C	801	N3C	8902	.020
260CC							
260WXE	1991	687	C59	---	---	8902	.024
350CC							
350WXC	1995-1991	654	G59C	---	---	8698	.024
WXE	1995-1991	654	G59C	---	---	8698	.024
360CC							
360CR		880	RN3C	801	N3C	8902	.024
360WMX	1992	687	C59	---	---	8902	.024
360WXC	1997-1992	688	C61	---	---	8902	.024



Model/Engine	Year	Copper Plus®		Alternate Plug		Power Sport™	Gap
		Stk #	Plug Type	Stk #	Plug Type		
HUSQVARNA (cont)							
360CC (cont)							
Endura	1971-1970	880	RN3C	801	N3C	8902	.028
GP (360)		880	RN3C	801	N3C	8902	.024
Motocross	1971-1970	880	RN3C	801	N3C	8902	.028
RT		880	RN3C	801	N3C	8902	.024
WME	1992	687	C59	---	---	8902	.024
WR w/Auto		880	RN3C	801	N3C	8902	.024
WR360	2003-1998	688	C61	---	---	8902	.020
WXC	1992	687	C59	---	---	8902	.024
WXE	1997-1992	688	C61	---	---	8902	.024
390CC							
390CR		818	RN2C	805	N2C	8904	.020
OR (390)		818	RN2C	805	N2C	8904	.020
WR w/Auto		818	RN2C	805	N2C	8904	.020
400CC							
400WR	1985	880	RN3C	801	N3C	8902	.028
CR	1985	880	RN3C	801	N3C	8902	.028
Motocross	1971-1970	880	RN3C	801	N3C	8902	.028
SC	1985	880	RN3C	801	N3C	8902	.028
TE400	2005-2003	654	G59C	---	---	8698	.028
410CC							
410WXC	2003-1997	654	G59C	---	---	8698	.024
WXE	2003-1997	654	G59C	---	---	8698	.024
420CC							
420 Automatic	1982	880	RN3C	801	N3C	8902	.020
420AE	1981	880	RN3C	801	N3C	8902	.020
AXC	1981	880	RN3C	801	N3C	8902	.020
430CC							
430WR	1988-1986	818	RN2C	805	N2C	8904	.020
AE	1988-1986	818	RN2C	805	N2C	8904	.020
CR	1988-1986	818	RN2C	805	N2C	8904	.020
XC	1988-1986	818	RN2C	805	N2C	8904	.020
450CC							
450AE		339	RN6YC	315	N6YC	---	.020
CR		339	RN6YC	315	N6YC	---	.020
M		339	RN6YC	315	N6YC	---	.020
SM450R	2005-2004	654	G59C	---	---	8698	.020
TC450	2005-2002	654	G59C	---	---	8698	.020
TE450	2005-2002	654	G59C	---	---	8698	.020
WR w/Manual		339	RN6YC	315	N6YC	---	.020
500CC							
500AE	1985	818	RN2C	805	N2C	8904	.028
500CR	1987-1984	880	RN3C	801	N3C	8902	.028
500TC	1985-1984	809	RA6HC	---	---	8809	.028
WR	1985	818	RN2C	805	N2C	8904	.028
XC	1987-1984	880	RN3C	801	N3C	8902	.028
510CC							
Cross Country	1986	654	G59C	---	---	8698	.024
Enduro	1986	654	G59C	---	---	8698	.024
Motocross	1986	654	G59C	---	---	8698	.024
TC510	2004	654	G59C	---	---	8698	.028
TE	1986-1984	809	RA6HC	---	---	8809	.028
TE510, TE510C	2004	654	G59C	---	---	8698	.028
TX	1986-1984	809	RA6HC	---	---	8809	.028
WMX	1990	654	G59C	---	---	8698	.024
WXE	1990	654	G59C	---	---	8698	.024
570CC							
Super Motard	2004-2002	654	G59C	---	---	8698	.024
TC570	2003-2002	654	G59C	---	---	8698	.024
TE570	2003-2002	654	G59C	---	---	8698	.024



Model/Engine	Year	Copper Plus®		Alternate Plug		Power Sport™	Gap
		Stk #	Plug Type	Stk #	Plug Type		
HUSQVARNA (cont)							
610CC							
Super Motard	2004-1999	654	G59C	---	---	8698	.024
TC610	2004-1998	654	G59C	---	---	8698	.024
TE610, TE610e	2004-1998	654	G59C	---	---	8698	.024
WMX	1997-1991	654	G59C	---	---	8698	.024
WXCE	1997-1991	654	G59C	---	---	8698	.024
WXE	1997-1991	654	G59C	---	---	8698	.024
IMPULS							
MINI BIKE							
HK50Q, HK50Q-4A, LX50T		806	L92YC	---	---	---	.030
INDIAN							
MINI BIKE							
Boy Racer, Papoose, Ponybike		830	RL86C	306	L86C	---	.030
50CC							
CX		874	RL82C	811	L82C	---	.024
JC, JX		874	RL82C	811	L82C	---	.024
M		830	RL86C	306	L86C	---	.024
MM		830	RL86C	306	L86C	---	.024
MT		874	RL82C	811	L82C	---	.024
MX50R		818	RN2C	805	N2C	8904	.024
XC50R		874	RL82C	811	L82C	---	.024
70CC							
CX		883	QL78C	807	L78C	8883	.024
ME		883	QL78C	807	L78C	8883	.024
MX		883	QL78C	807	L78C	8883	.024
SE, SR		883	QL78C	807	L78C	8883	.024
75CC							
CX-75		883	QL78C	807	L78C	8883	.024
M-74		883	QL78C	807	L78C	8883	.024
MX-76		883	QL78C	807	L78C	8883	.024
80CC							
CX-80R		880	RN3C	801	N3C	8902	.024
MX-80		880	RN3C	801	N3C	8902	.024
100CC							
ME-100		825	J4C	---	---	---	.024
ML-100		825	J4C	---	---	---	.024
MS-100		825	J4C	---	---	---	.024
MT-100		825	J4C	---	---	---	.024
125CC							
MCL-125		880	RN3C	801	N3C	8902	.024
ME-125, MI-125		880	RN3C	801	N3C	8902	.024
MS-125		880	RN3C	801	N3C	8902	.024
MT-125		880	RN3C	801	N3C	8902	.024
SS-125		880	RN3C	801	N3C	8902	.024
175CC							
MI-175		880	RN3C	801	N3C	8902	.024
MS-175		880	RN3C	801	N3C	8902	.024
200CC							
MI-200		880	RN3C	801	N3C	8902	.024
MS-200		880	RN3C	801	N3C	8902	.024
MT-200		880	RN3C	801	N3C	8902	.024
1442CC							
All 1442cc Models	2003-1999	404	RN12YC	38	N12YC	8405	.040



Model/Engine	Year	Copper Plus®		Alternate Plug		Power Sport™	Gap
		Stk #	Plug Type	Stk #	Plug Type		
IRONHEART MOTOR CO.							
1340CC							
	1998-1995	404	RN12YC	38	N12YC	8405	.040
ITALJET							
48CC							
JC5A, JC5B	1979-1970	874	RL82C	811	L82C	---	.024
M5A, M5B	1979-1973	874	RL82C	811	L82C	---	.024
MM5A, MM5B	1981-1969	874	RL82C	811	L82C	---	.024
50CC							
4V		123	RN5C	120	N5C	---	.024
6V		818	RN2C	805	N2C	8904	.025
CX50R	1978	880	RN3C	801	N3C	8902	.024
GC5C		123	RN5C	120	N5C	---	.024
Grand Prix		686	C57	---	---	8902	.024
JC5C	1984-1982	874	RL82C	811	L82C	---	.024
	1981-1980	874	RL82C	811	L82C	---	.024
JC5D	1982	123	RN5C	120	N5C	---	.024
	1981-1980	874	RL82C	811	L82C	---	.024
KS50	1979	874	RL82C	811	L82C	---	.024
		123	RN5C	120	N5C	---	.024
M55	1984-1982	874	RL82C	811	L82C	---	.024
M5B	1984-1982	874	RL82C	811	L82C	---	.024
M5C	1984-1982	874	RL82C	811	L82C	---	.024
	1981-1980	874	RL82C	811	L82C	---	.024
M5D	1984-1982	874	RL82C	811	L82C	---	.024
	1981-1980	874	RL82C	811	L82C	---	.024
MM5B	1984-1982	874	RL82C	811	L82C	---	.024
PR50	1981-1980	880	RN3C	801	N3C	8902	.024
		818	RN2C	805	N2C	8904	.025
RX50	1979	880	RN3C	801	N3C	8902	.024
RX50, RX50 Grand Prix		104	RN4C	803	N4C	8902	.024
SX50	1978	874	RL82C	811	L82C	---	.024
		104	RN4C	803	N4C	8902	.024
X50R	1977	883	QL78C	807	L78C	8883	.024
X50S	1977	874	RL82C	811	L82C	---	.024
YC5B, YC5C		874	RL82C	811	L82C	---	.024
75CC							
100T Trials	1982-1981	818	RN2C	805	N2C	8904	.025
CX80R	1977-1976	880	RN3C	801	N3C	8902	.025
X80	1976-1975	883	QL78C	807	L78C	8883	.025
350CC							
350T Trials	1984-1981	404	RN12YC	38	N12YC	8405	.025
JAWA							
90CC							
Cezeta		830	RL86C	306	L86C	---	.028
Cross/Roadstar	1973	830	RL86C	306	L86C	---	.028
Robot		830	RL86C	306	L86C	---	.028
Trail	1973	830	RL86C	306	L86C	---	.028
250CC							
250 Calif. III	1973	874	RL82C	811	L82C	---	.028
344CC							
350TS Street	1980-1977	830	RL86C	306	L86C	---	.028
350CC							
350 Calif. III, 350 Calif. IV	1974-1973	874	RL82C	811	L82C	---	.028
Super Sport	1976-1975	874	RL82C	811	L82C	---	.028
500CC							
Speedway 500DT	1981	690	C57R	---	---	---	.020



Model/Engine	Year	Copper Plus®		Alternate Plug		Power Sport™	Gap
		Stk #	Plug Type	Stk #	Plug Type		
KAWASAKI							
50CC							
AR50	1982	818	RN2C	805	N2C	8904	.028
KDX50	2006	929	RL95YC	---	---	---	.028
	2005-2003	929	RL95YC	---	---	---	.028
MB1	1971-1969	871	RJ8C	841	J8C	---	.030
60CC							
KX60	2003-1983	818	RN2C	805	N2C	8904	.028
65CC							
KX65	2011-2000	686	C57	---	---	8902	.032
75CC							
KV75	1980-1976	830	RL86C	306	L86C	---	.030
MT1	1975-1971	830	RL86C	306	L86C	---	.030
80CC							
AR80	1983	332	RN7YC	813	N7YC	---	.032
C1	1984	818	RN2C	805	N2C	8904	.032
KD80	1989-1988	339	RN6YC	315	N6YC	---	.032
	1987-1975	874	RL82C	811	L82C	---	.028
KDX80	1989-1980	880	RN3C	801	N3C	8902	.032
	1984	818	RN2C	805	N2C	8904	.032
KX80	1991-1983	895	QN84	---	---	---	.024
	1982-1980	818	RN2C	805	N2C	8904	.032
	1979	874	RL82C	811	L82C	---	.028
KX80R	2000-1992	686	C57	---	---	8902	.030
M5	1987-1975	874	RL82C	811	L82C	---	.028
W	2000-1992	686	C57	---	---	8902	.030
85CC							
KX85	2005-2001	686	C57	---	---	8902	.032
90CC							
B3SS	1974-1969	874	RL82C	811	L82C	---	.028
G3TR	1974-1969	874	RL82C	811	L82C	---	.028
MC1, MC1M	1975-1973	830	RL86C	306	L86C	---	.028
100CC							
G2SS	1975	874	RL82C	811	L82C	---	.028
G31M	1971-1970	883	QL78C	807	L78C	8883	.020
G3SS	1975	883	QL78C	807	L78C	8883	.028
G3TR	1971	874	RL82C	811	L82C	---	.028
G4TR	1975-1970	874	RL82C	811	L82C	---	.028
G5	1973-1972	883	QL78C	807	L78C	8883	.028
KD100	1979-1976	874	RL82C	811	L82C	---	.028
KE100	2001-1978	880	RN3C	801	N3C	8902	.028
	1977-1975	874	RL82C	811	L82C	---	.028
KH100	1977-1976	874	RL82C	811	L82C	---	.028
KM100	1981-1976	874	RL82C	811	L82C	---	.028
KV100	1976	874	RL82C	811	L82C	---	.028
KX100	2011-1995	686	C57	---	---	8902	.032
110CC							
KLX110	2011-2002	808	Z9Y	---	---	---	.028
125CC							
Eliminator 125	2009-2001	654	G59C	---	---	8698	.028
F6	1973-1971	883	QL78C	807	L78C	8883	.024
KD125	1979-1976	883	QL78C	807	L78C	8883	.028
KE125	1983-1982	818	RN2C	805	N2C	8904	.032
	1981-1980	880	RN3C	801	N3C	8902	.028
	1979-1976	883	QL78C	807	L78C	8883	.028
KLX125	2006	809	RA6HC	---	---	---	.028
	2005-2003	809	RA6HC	---	---	8809	.028
KS125	1975-1974	883	QL78C	807	L78C	8883	.028
KX125	2005-1983	686	C57	---	---	8902	.024
	1982-1974	818	RN2C	805	N2C	8904	.024



Model/Engine	Year	Copper Plus®		Alternate Plug		Power Sport™	Gap
		Stk #	Plug Type	Stk #	Plug Type		
KAWASAKI (cont)							
175CC							
F1	1976-1966	874	RL82C	811	L82C	---	.028
F2	1976-1966	874	RL82C	811	L82C	---	.028
F2TR	1976-1966	874	RL82C	811	L82C	---	.028
F3	1970-1968	883	QL78C	807	L78C	8883	.028
F7	1975-1971	828	QL77JC4	821	L77JC4	8883	.028
KD175	1979-1976	883	QL78C	807	L78C	8883	.028
KDX175 Enduro	1982-1980	880	RN3C	801	N3C	8902	.028
KE175	1983-1980	104	RN4C	803	N4C	8902	.028
	1978-1976	874	RL82C	811	L82C	---	.028
200CC							
KDX200	2006	818	RN2C	805	N2C	8904	.028
	2001-1983	818	RN2C	805	N2C	8904	.032
KLT200	1984-1981	880	RN3C	801	N3C	8902	.032
KX200	1979	818	RN2C	805	N2C	8904	.032
	1978	880	RN3C	801	N3C	8902	.032
KZ200	1979-1978	104	RN4C	803	N4C	8902	.032
220CC							
KDX220R	2005-1998	818	RN2C	805	N2C	8904	.032
238CC							
F21M	1970-1968	883	QL78C	807	L78C	8883	.028
F4	1970-1969	883	QL78C	807	L78C	8883	.028
250CC							
A1 w/CDI	1971-1969	837	L20V	---	---	---	---
A1 w/Magneto	1968-1967	883	QL78C	807	L78C	8883	.028
A1SS w/CDI	1971-1969	837	L20V	---	---	---	---
A1SS w/Magneto	1968-1967	883	QL78C	807	L78C	8883	.028
EL250	1994-1988	889	Z6	---	---	---	.028
EX250	2002-1986	889	Z6	---	---	---	.028
F11	1975-1973	883	QL78C	807	L78C	8883	.028
F8, F81M	1972-1971	883	QL78C	807	L78C	8883	.028
KDX250	1994-1984	818	RN2C	805	N2C	8904	.032
	1983-1980	880	RN3C	801	N3C	8902	.028
KE250	1979-1977	880	RN3C	801	N3C	8902	.032
KH250	1976	883	QL78C	807	L78C	8883	.028
KL250	2003-1985	905	RA4HC	---	---	8809	.032
	1983-1978	104	RN4C	803	N4C	8902	.032
KLR250	2003-1995	809	RA6HC	---	---	8809	.035
KLX250	1996-1994	653	G57C	---	---	8654	.032
	1996	818	RN2C	805	N2C	8904	.032
	1980-1979	880	RN3C	801	N3C	8902	.032
KSF250	1996	809	RA6HC	---	---	8809	.036
KT250	1976-1975	874	RL82C	811	L82C	---	.028
KX250	2007-1974	818	RN2C	805	N2C	8904	.032
KZ250	1983-1980	104	RN4C	803	N4C	8902	.032
KZ250C	1983	818	RN2C	805	N2C	8904	.032
Ninja 250R	2006-1990	889	Z6	---	---	---	.025
	2004	889	Z6	---	---	---	.025
S1	1975-1973	883	QL78C	807	L78C	8883	.028
Super Sherpa	2003-2001	809	RA6HC	---	---	8809	.035
300CC							
KLX300R	2007-1997	654	G59C	---	---	8698	.028
305CC							
EX305	1987	809	RA6HC	---	---	8809	.035
KEX305	1983	809	RA6HC	---	---	8809	.035
KZ305	1988-1981	809	RA6HC	---	---	8809	.028
350CC							
A7, A7SS	1971-1967	883	QL78C	807	L78C	8883	.028
F5	1975-1970	828	QL77JC4	821	L77JC4	8883	.040
F9	1975-1970	828	QL77JC4	821	L77JC4	8883	.040



Model/Engine	Year	Copper Plus®		Alternate Plug		Power Sport™	Gap
		Stk #	Plug Type	Stk #	Plug Type		
KAWASAKI (cont)							
350CC (cont)							
S2	1973-1972	883	QL78C	807	L78C	8883	.028
400CC							
EN400	1987	809	RA6HC	---	---	8809	.028
KDX400	1980-1979	880	RN3C	801	N3C	8902	.032
KH400	1978-1976	883	QL78C	807	L78C	8883	.028
KLX400	2003	654	G59C	---	---	8698	.028
KX400	1976-1975	818	RN2C	805	N2C	8904	.024
KZ400	1979-1978	880	RN3C	801	N3C	8902	.032
	1977-1974	104	RN4C	803	N4C	8902	.032
S3	1975-1974	883	QL78C	807	L78C	8883	.028
420CC							
KDX420	1983-1981	880	RN3C	801	N3C	8902	.024
KX420	1982-1980	818	RN2C	805	N2C	8904	.024
440CC							
KZ440	1983-1980	104	RN4C	803	N4C	8902	.032
450CC							
EN450	1990-1985	810	RA8HC	---	---	8815	.028
KDZ450	1983-1982	880	RN3C	801	N3C	8902	.028
KX450	1974	828	QL77JC4	821	L77JC4	8883	.040
KX450F	2011-2006	977	RG6YC	---	---	---	.032
500CC							
EN500	2005-1990	810	RA8HC	---	---	8815	.028
EX500	2004-1988	905	RA4HC	---	---	8809	.028
H1 w/CDI Ignition	1975-1973	828	QL77JC4	821	L77JC4	8883	.040
	1972	828	QL77JC4	821	L77JC4	8883	.028
H1 w/o CDI Ignition	1972	837	L20V	---	---	---	---
H1	1971-1969	837	L20V	---	---	---	---
H1R	1971-1970	686	C57	---	---	8902	.020
KH500	1976	883	QL78C	807	L78C	8883	.028
KX500	2004-1983	818	RN2C	805	N2C	8904	.024
Ninja 500R	2009-1988	905	RA4HC	---	---	8809	.028
	2006-2005	905	RA4HC	---	---	8809	.025
VN500 Vulcan	2009-1990	905	RA4HC	---	---	8809	.028
550CC							
KZ550	1984-1980	810	RA8HC	---	---	8819	.028
ZR550	1992-1991	809	RA6HC	---	---	8809	.030
ZX550	1985-1984	905	RA4HC	---	---	8809	.035
600CC							
B	1997-1985	809	RA6HC	---	---	8809	.028
KL600	1986-1985	810	RA8HC	---	---	8812	.035
	1984	810	RA8HC	---	---	8812	.028
Ninja 600R	1997-1985	809	RA6HC	---	---	8809	.028
Ninja ZX-6 (ZX600E)	2003-1993	653	G57C	---	---	8654	.032
Ninja ZX-6R (ZX600F)	2003-1998	653	G57C	---	---	8654	.032
	1997-1995	654	G59C	---	---	8698	.032
Ninja ZX-6RR	2005-2003	653	G57C	---	---	8654	.032
ZL600A	1987-1986	809	RA6HC	---	---	8809	.028
ZL600B Eliminator	1997-1995	809	RA6HC	---	---	8809	.028
ZX600A	1997-1985	809	RA6HC	---	---	8809	.028
ZX600D ZX-6	1993-1990	654	G59C	---	---	8698	.028
ZZR600	2005-2003	653	G57C	---	---	8654	.030
636CC							
Ninja ZX-6R	2005-2003	653	G57C	---	---	8654	.032
ZX636B	2005-2003	653	G57C	---	---	8654	.032
650CC							
A	2005-1987	809	RA6HC	---	---	8809	.032
C	1996-1994	809	RA6HC	---	---	8809	.032
D	1996-1994	809	RA6HC	---	---	8809	.032
EJ650A2	2002-2000	654	G59C	---	---	8698	.032



Model/Engine	Year	Copper Plus®		Alternate Plug		Power Sport™	Gap
		Stk #	Plug Type	Stk #	Plug Type		
KAWASAKI (cont)							
650CC (cont)							
KL650	2011-1987	809	RA6HC	---	---	8809	.032
KLR	2005-1987	809	RA6HC	---	---	8809	.032
KLX650A	1996-1994	809	RA6HC	---	---	8809	.032
KLX650D1	1998	809	RA6HC	---	---	8809	.032
KZ650	1983-1977	104	RN4C	803	N4C	8902	.032
W650	2002-2000	654	G59C	---	---	8698	.032
700CC							
A2	1985-1984	880	RN3C	801	N3C	8902	.032
KZ700A1	1984	880	RN3C	801	N3C	8902	.032
VN700A1	1985	810	RA8HC	---	---	8812	.032
ZN700A1	1985-1984	880	RN3C	801	N3C	8902	.032
ZX700	1984	818	RN2C	805	N2C	8904	.032
738CC							
ZR750F2 ZR-7	2003-2000	905	RA4HC	---	---	8809	.028
750CC							
7R	2002-1991	653	G57C	---	---	8654	.028
A12	2005-1986	810	RA8HC	---	---	8812	.035
A3	1984-1983	880	RN3C	801	N3C	8902	.032
E2 Turbo	1984-1983	880	RN3C	801	N3C	8902	.028
H2 Vulcan	1975-1972	874	RL82C	811	L82C	---	.040
KZ750 Twin	1983	415	RN9YC	300	N9YC	8415	.032
KZ750 4-Cyl.	1983	880	RN3C	801	N3C	8902	.032
KZ750B Twin	1979-1976	880	RN3C	801	N3C	8902	.032
KZ750E 4-Cyl.	1982-1980	880	RN3C	801	N3C	8902	.032
KZ750G Twin	1982-1980	123	RN5C	120	N5C	---	.032
KZ750H 4-Cyl.	1982-1980	880	RN3C	801	N3C	8902	.032
M	1982-1980	123	RN5C	120	N5C	---	.032
N1	2003-1989	653	G57C	---	---	8654	.028
Ninja ZX-7R	2003-1989	653	G57C	---	---	8654	.028
P	2002-1991	653	G57C	---	---	8654	.028
P1	2003-1989	653	G57C	---	---	8654	.028
S	1982-1980	123	RN5C	120	N5C	---	.032
VN750A11	2005-1986	810	RA8HC	---	---	8812	.035
Vulcan	2005-1986	810	RA8HC	---	---	8812	.035
ZR750	1992-1991	809	RA6HC	---	---	8809	.030
ZX750	2002-1991	653	G57C	---	---	8654	.028
	1990-1988	810	RA8HC	---	---	8812	.028
ZX750A2	1984-1983	880	RN3C	801	N3C	8902	.032
ZX750E1	1984-1983	880	RN3C	801	N3C	8902	.028
ZX750G	1985	810	RA8HC	---	---	8812	.028
800CC							
A2	2005-1995	654	G59C	---	---	8698	.032
B1	2005-1995	654	G59C	---	---	8698	.032
Classic	2005-1995	654	G59C	---	---	8698	.032
VN800A1	2005-1995	654	G59C	---	---	8698	.032
VN800E	2005-2000	654	G59C	---	---	8698	.032
Vulcan	2005-1995	654	G59C	---	---	8698	.032
Vulcan Drifter	2005-2000	654	G59C	---	---	8698	.032
900CC							
Eliminator 900	1986-1985	809	RA6HC	---	---	8809	.028
KZ900	1977-1976	818	RN2C	805	N2C	8904	.028
Ninja ZX-9R	2003-1998	653	G57C	---	---	8654	.032
	2003-1994	654	G59C	---	---	8698	.032
	1988-1984	810	RA8HC	---	---	8812	.028
Z1	1975-1971	880	RN3C	801	N3C	8902	.032
1000CC							
Classic	1986-1977	104	RN4C	803	N4C	8902	.032
Concours	2005-1987	810	RA8HC	---	---	8812	.028
KZ1000	1997-1987	880	RN3C	801	N3C	8902	.032



Model/Engine	Year	Copper Plus®		Alternate Plug		Power Sport™	Gap
		Stk #	Plug Type	Stk #	Plug Type		
KAWASAKI (cont)							
1000CC (cont)							
	1986-1977	104	RN4C	803	N4C	8902	.032
Police 1000	2005-2001	818	RN2C	805	N2C	8904	.032
Z1000	2005-2003	653	G57C	---	---	8654	.032
Z1R	1986-1977	104	RN4C	803	N4C	8902	.032
ZG1000	2006-1987	810	RA8HC	---	---	8812	.028
	1986	880	RN3C	801	N3C	8902	.032
ZL1000	1987	810	RA8HC	---	---	8812	.028
ZX1000	1990-1988	653	G57C	---	---	8654	.032
	1987-1986	810	RA8HC	---	---	8815	.028
1100CC							
GPZ1100	1996-1995	653	G57C	---	---	8654	.032
LTD KZ1100	1983-1981	880	RN3C	801	N3C	8902	.032
Ninja ZX-1100	2001-1990	654	G59C	---	---	8698	.030
ZN1100	1985-1983	880	RN3C	801	N3C	8902	.032
ZRX1100	2001-1999	654	G59C	---	---	8698	.028
ZX1100	2001-1990	654	G59C	---	---	8698	.028
	1985-1983	880	RN3C	801	N3C	8902	.032
1200CC							
Ninja ZX-12R	2005-2000	653	G57C	---	---	8654	.032
Voyager XII	2003-1986	809	RA6HC	---	---	8809	.032
ZG1200	2003-1986	809	RA6HC	---	---	8809	.032
ZRX1200R	2005-2001	653	G57C	---	---	8654	.032
ZZ-R1200	2005-2002	653	G57C	---	---	8654	.032
1300CC							
KZ1300	1983-1979	415	RN9YC	300	N9YC	8415	.032
ZN1300	1988-1984	322	RN11YC4	302	N11YC	8415	.032
1500CC							
Drifter	2005-2001	810	RA8HC	---	---	8812	.032
Mean Streak	2003-2002	810	RA8HC	---	---	8812	.032
Nomad	2004-1998	810	RA8HC	---	---	8812	.032
VN1500	2008	810	RA8HC	---	---	8812	.035
	2007-1987	810	RA8HC	---	---	8812	.032
Vulcan 88	2008	810	RA8HC	---	---	8812	.035
	2007-1987	810	RA8HC	---	---	8812	.032
1600CC							
VN1600	2008-2003	810	RA8HC	---	---	8812	.035
Vulcan 1600 Classic	2005-2003	810	RA8HC	---	---	8812	.035
Vulcan Classic	2008-2006	810	RA8HC	---	---	8812	.035
Vulcan Mean Streak, Vulcan Nomad	2008-2006	810	RA8HC	---	---	8812	.035
KTM							
50CC							
50 SXR Mini Adventure	2005-1995	874	RL82C	811	L82C	---	.025
50 SXR Pro Junior	2005-1997	874	RL82C	811	L82C	---	.025
Pro Senior LC	2005-1997	874	RL82C	811	L82C	---	.025
SX3	2005-1995	874	RL82C	811	L82C	---	.025
65CC							
SX	2005-1998	693	C55	---	---	---	.024
80CC							
80MX	1990-1986	828	QL77JC4	821	L77JC4	8883	.024
125CC							
125 ISDT Enduro	1977	828	QL77JC4	821	L77JC4	8883	.024
125 SX	2008-2006	818	RN2C	805	N2C	8904	.028
125E/XC	2001-1993	686	C57	---	---	8902	.024
125GP CC, 125GP MX	1977	828	QL77JC4	821	L77JC4	8883	.024
125GS-80, 125MC-80	1979	828	QL77JC4	821	L77JC4	8883	.024
125MX	1986-1984	686	C57	---	---	8902	.024
125SX	2005-1991	686	C57	---	---	8902	.024
LC2 125	1998	686	C57	---	---	8902	.024



Model/Engine	Year	Copper Plus®		Alternate Plug		Power Sport™	Gap
		Stk #	Plug Type	Stk #	Plug Type		
KTM (cont)							
125CC (cont)							
M/XC	1986-1984	686	C57	---	---	8902	.024
RV125CR, RV125LC, RV125WR	1982-1981	818	RN2C	805	N2C	8904	.024
Sting 125	1998	686	C57	---	---	8902	.024
175CC							
175 ISDT Enduro, 175GP CC, 175GP MX	1977	828	QL77JC4	821	L77JC4	8883	.024
175GS-80, 175MC-80	1979	828	QL77JC4	821	L77JC4	8883	.024
175MC-80	1980	883	QL78C	807	L78C	8883	.024
200CC							
200E/XC	2003-1998	818	RN2C	805	N2C	8904	.024
M/XC	2003-1998	818	RN2C	805	N2C	8904	.024
245CC							
250 GS-80	1979	828	QL77JC4	821	L77JC4	8883	.024
250 MC-80	1979	828	QL77JC4	821	L77JC4	8883	.024
250CC							
250 ISDT Enduro	1977	828	QL77JC4	821	L77JC4	8883	.024
250 XC	2008-2006	880	RN3C	801	N3C	8902	.024
250 XC-W	2008-2006	880	RN3C	801	N3C	8902	.024
250CR	1982-1981	818	RN2C	805	N2C	8904	.024
250E/XC	2005-1987	687	C59	---	---	8902	.024
250E/XE	1992-1991	687	C59	---	---	8902	.024
250GP CC	1977	828	QL77JC4	821	L77JC4	8883	.024
250M/XC	2001-1998	687	C59	---	---	8902	.024
250MC-80	1980	883	QL78C	807	L78C	8883	.024
	1977	828	QL77JC4	821	L77JC4	8883	.024
250MX	1986-1984	687	C59	---	---	8902	.024
250SX	2005-1992	687	C59	---	---	8902	.024
DXE	1992-1991	687	C59	---	---	8902	.024
GP MX	1977	828	QL77JC4	821	L77JC4	8883	.024
M/XC	1986-1984	687	C59	---	---	8902	.024
WR	1982-1981	818	RN2C	805	N2C	8904	.024
273CC							
273M/XC	1986-1985	687	C59	---	---	8902	.024
300CC							
300 XC, 300 XC-W	2008-2006	880	RN3C	801	N3C	8902	.024
300DXC	1992-1990	687	C59	---	---	8902	.024
300E/XC	2005-1990	687	C59	---	---	8902	.024
300M/XC	2005-1993	687	C59	---	---	8902	.024
300MX	1991-1990	687	C59	---	---	8902	.024
300SX	1992	687	C59	---	---	8902	.024
TXC	1992-1990	687	C59	---	---	8902	.024
350CC							
350 Enduro, 350 M/XC	1990-1985	687	C59	---	---	8902	.024
EXC	1990-1985	687	C59	---	---	8902	.024
360CC							
360E/XC	1997-1996	687	C59	---	---	8902	.024
M/XC	1997-1996	687	C59	---	---	8902	.024
SX	1997-1996	687	C59	---	---	8902	.024
380CC							
380E/XC	2005-1998	687	C59	---	---	8902	.024
M/XC	2005-1998	687	C59	---	---	8902	.024
SX	2005-1998	687	C59	---	---	8902	.024
390CC							
390 GS-80	1980	883	QL78C	807	L78C	8883	.024
390 WR	1981	883	QL78C	807	L78C	8883	.024
400CC							
400 E/XC RFS	2005-2000	654	G59C	---	---	8698	.024
400 GPCC	1977	828	QL77JC4	821	L77JC4	8883	.024
400 GS-80	1979	828	QL77JC4	821	L77JC4	8883	.024



Model/Engine	Year	Copper Plus®		Alternate Plug		Power Sport™	Gap
		Stk #	Plug Type	Stk #	Plug Type		
KTM (cont)							
400CC (cont)							
400 ISDT Enduro	1977	828	QL77JC4	821	L77JC4	8883	.024
400 MC-80	1979	828	QL77JC4	821	L77JC4	8883	.024
400 MX	1977	828	QL77JC4	821	L77JC4	8883	.024
400LC4 E/XC	2005-1993	809	RA6HC	---	---	8809	.024
400LC4 R/XC	1999-1994	809	RA6HC	---	---	8809	.024
400M/XC RFS	2005-2001	654	G59C	---	---	8698	.024
400SX	1998	809	RA6HC	---	---	8809	.024
400WR	1982	818	RN2C	805	N2C	8904	.024
SX	1999-1994	809	RA6HC	---	---	8809	.024
SX RFS	2005-2000	654	G59C	---	---	8698	.024
SXC	2005-2000	654	G59C	---	---	8698	.024
420CC							
GS80	1980	818	RN2C	805	N2C	8904	.024
M/XC	1984	688	C61	---	---	8902	.024
MC80	1980	818	RN2C	805	N2C	8904	.024
435CC							
440 E/XC	1995-1994	687	C59	---	---	8902	.024
M/XC	1995-1994	687	C59	---	---	8902	.024
450CC							
450 EXC	2005-2003	654	G59C	---	---	8698	.024
450 MXC	2003	654	G59C	---	---	8698	.024
450 SX	2003	654	G59C	---	---	8698	.024
497CC							
500DXE, SX	1992	687	C59	---	---	8902	.024
GS500 w/2-Stroke	1990-1983	687	C59	---	---	8902	.024
GS500 w/4-Stroke	1989-1983	905	RA4HC	---	---	8809	.024
M/XC	1987-1984	818	RN2C	805	N2C	8904	.024
MC500 w/2-Stroke	1990-1983	687	C59	---	---	8902	.024
MC500 w/4-Stroke	1989-1983	905	RA4HC	---	---	8809	.024
Motocross	1982-1981	818	RN2C	805	N2C	8904	.024
MX	1987-1984	818	RN2C	805	N2C	8904	.024
520CC							
520 E/XC RFS	2005-2000	654	G59C	---	---	8698	.024
520 M/XC RFS	2005-2001	654	G59C	---	---	8698	.024
SX RFS	2005-2000	654	G59C	---	---	8698	.024
525CC							
525 EXC	2004-2003	654	G59C	---	---	8698	.024
525 SX	2003	654	G59C	---	---	8698	.024
MXC	2004-2003	654	G59C	---	---	8698	.024
548CC							
550M/XC	1996-1993	687	C59	---	---	8902	.024
552CC							
600LC4	1992	905	RA4HC	---	---	8809	.035
600LC4 E/XC	1993	905	RA4HC	---	---	8809	.035
600MX	1990-1986	905	RA4HC	---	---	8809	.024
Country 600	1990-1986	905	RA4HC	---	---	8809	.024
Enduro	1990-1986	905	RA4HC	---	---	8809	.024
608CC							
620EGS, 620LC4 E/XC	1998-1994	809	RA6HC	---	---	8809	.024
Duke 620e	1997-1995	809	RA6HC	---	---	8809	.024
EGS-E	1998-1994	809	RA6HC	---	---	8809	.024
LSE	1998-1994	809	RA6HC	---	---	8809	.024
R/XC	1998-1994	809	RA6HC	---	---	8809	.024
SC Rally Adventure	1998-1994	809	RA6HC	---	---	8809	.024
SX	1998-1994	809	RA6HC	---	---	8809	.024
625CC							
640 LC4	2001	809	RA6HC	---	---	8809	.024
640 LC4 Adventure R, 640 LC4 Duke II	2005-1999	809	RA6HC	---	---	8809	.024



Model/Engine	Year	Copper Plus®		Alternate Plug		Power Sport™	Gap
		Stk #	Plug Type	Stk #	Plug Type		
KTM (cont)							
625CC (cont)							
640 LC4 Super Moto	2005-2000	809	RA6HC	---	---	8809	.024
654CC							
660 Rally E/MX	2005-2001	905	RA4HC	---	---	8809	.035
942CC							
950 Adventure	2005-2003	654	G59C	---	---	8698	.024
S	2005-2003	654	G59C	---	---	8698	.024
LAVERDA							
500CC							
500 Zeta		809	RA6HC	---	---	8809	.024
Montjuich		809	RA6HC	---	---	8809	.024
668CC							
650 Sport, 668		905	RA4HC	---	---	8809	.028
Diamante		905	RA4HC	---	---	8809	.028
Formula		905	RA4HC	---	---	8809	.028
Ghost, Ghost Legend, Ghost Strike		905	RA4HC	---	---	8809	.028
750CC							
750		818	RN2C	805	N2C	8904	.028
750S		662	A59C	---	---	---	.028
750S Strike		662	A59C	---	---	---	.028
Carenata		662	A59C	---	---	---	.028
Diamante		662	A59C	---	---	---	.028
Formula		905	RA4HC	---	---	8809	.028
Formula (Racing)		662	A59C	---	---	---	.028
Ghost Strike		905	RA4HC	---	---	8809	.028
Ghost Strike (Racing)		662	A59C	---	---	---	.028
GT, GTL		818	RN2C	805	N2C	8904	.028
SF, SFC		818	RN2C	805	N2C	8904	.028
1000CC							
1000, 1000 Jarama		818	RN2C	805	N2C	8904	.028
Corsa	1984	818	RN2C	805	N2C	8904	.028
Jota	1984-1983	880	RN3C	801	N3C	8902	.028
	1982	818	RN2C	805	N2C	8904	.028
1200CC							
1200, 1200 Jota		818	RN2C	805	N2C	8904	.028
Mirage	1982	818	RN2C	805	N2C	8904	.028
TS Mirage	1984-1983	880	RN3C	801	N3C	8902	.028
LEM							
50CC							
LX-1, LX-2 Sport	2003-2002	874	RL82C	811	L82C	---	.024
LX-3 Sport	2003	874	RL82C	811	L82C	---	.024
R2, R3	2003	686	C57	---	---	8902	.028
LIL INDIAN							
MINI BIKE							
Fun-Cart, Outlaw		871	RJ8C	841	J8C	---	.030
LOWBOY							
1340CC							
		404	RN12YC	38	N12YC	8405	.040
1500CC							
		809	RA6HC	---	---	8809	.035
1600CC							
		327	RL87YC	312	L87YC	---	.024



Model/Engine	Year	Copper Plus®		Alternate Plug		Power Sport™	Gap
		Stk #	Plug Type	Stk #	Plug Type		
M-STAR							
250CC							
250SC	1984	818	RN2C	805	N2C	8904	.024
GM250	1985	818	RN2C	805	N2C	8904	.024
GME250	1985	818	RN2C	805	N2C	8904	.024
500CC							
GM500	1985	818	RN2C	805	N2C	8904	.024
GME500	1985	818	RN2C	805	N2C	8904	.024
M STAR 500	1984	818	RN2C	805	N2C	8904	.024
MAICO							
49CC							
MD50/6		828	QL77JC4	821	L77JC4	8883	.024
50CC							
MD50		828	QL77JC4	821	L77JC4	8883	.024
124CC							
125WR		818	RN2C	805	N2C	8904	.024
AW125		818	RN2C	805	N2C	8904	.024
MD125/6		828	QL77JC4	821	L77JC4	8883	.024
125CC							
125 Magnum II	1979	818	RN2C	805	N2C	8904	.024
125AW Moto-Cross	1977	818	RN2C	805	N2C	8904	.024
GS125 w-1/2" Reach Plug		828	QL77JC4	821	L77JC4	8883	.024
GS125 w-3/4" Reach Plug		818	RN2C	805	N2C	8904	.024
MC125 w-1/2" Reach Plug		828	QL77JC4	821	L77JC4	8883	.024
MC125 w-3/4" Reach Plug		818	RN2C	805	N2C	8904	.024
245CC							
MD250		818	RN2C	805	N2C	8904	.024
250CC							
250 Magnum	1978	818	RN2C	805	N2C	8904	.024
250 Magnum I	1979	818	RN2C	805	N2C	8904	.024
250 SC	1984	818	RN2C	805	N2C	8904	.024
250WR		818	RN2C	805	N2C	8904	.024
AW250, AW250/5		818	RN2C	805	N2C	8904	.024
E	1983	818	RN2C	805	N2C	8904	.024
GS	1997-1992	818	RN2C	805	N2C	8904	.024
II	1979	818	RN2C	805	N2C	8904	.024
MC250	1997-1992	818	RN2C	805	N2C	8904	.024
MC250 w-1/2" Reach Plug	1991	828	QL77JC4	821	L77JC4	8883	.024
Spider	1983	818	RN2C	805	N2C	8904	.024
WR250/5	1977	818	RN2C	805	N2C	8904	.024
320CC							
GS	1997-1992	818	RN2C	805	N2C	8904	.024
MC320	1997-1992	818	RN2C	805	N2C	8904	.024
400CC							
400 Magnum	1978	818	RN2C	805	N2C	8904	.024
400 Magnum I	1979	818	RN2C	805	N2C	8904	.024
AW400, AW400/5		818	RN2C	805	N2C	8904	.024
II	1979	818	RN2C	805	N2C	8904	.024
MC400		828	QL77JC4	821	L77JC4	8883	.024
WR400		818	RN2C	805	N2C	8904	.024
WR400/5	1977	818	RN2C	805	N2C	8904	.024
440CC							
AW440/5	1977	818	RN2C	805	N2C	8904	.024
GS	1997-1992	818	RN2C	805	N2C	8904	.024
MC440	1997-1992	818	RN2C	805	N2C	8904	.024
WR440/5	1977	818	RN2C	805	N2C	8904	.024
450CC							
450 Magnum	1978	818	RN2C	805	N2C	8904	.024
450 Magnum I	1979	818	RN2C	805	N2C	8904	.024



Model/Engine	Year	Copper Plus®		Alternate Plug		Power Sport™	Gap
		Stk #	Plug Type	Stk #	Plug Type		
MAICO (cont)							
450CC (cont)							
AW450		818	RN2C	805	N2C	8904	.024
II	1979	818	RN2C	805	N2C	8904	.024
WR450		818	RN2C	805	N2C	8904	.024
490CC							
E	1983	818	RN2C	805	N2C	8904	.024
Spider	1983	818	RN2C	805	N2C	8904	.024
500CC							
GS	1997-1992	818	RN2C	805	N2C	8904	.024
M Star 500	1984	818	RN2C	805	N2C	8904	.024
MC500	1997-1992	818	RN2C	805	N2C	8904	.024
545CC							
GS	1995-1994	818	RN2C	805	N2C	8904	.024
MC545	1995-1994	818	RN2C	805	N2C	8904	.024
MALAGUTI							
Ranocchio (RCX)	1986-1984	874	RL82C	811	L82C	---	.024
MANCO							
MINI BIKE							
w/Robin, 3/4" Reach		415	RN9YC	300	N9YC	8415	.024
w/Tecumseh, w/3/8" Reach		871	RJ8C	841	J8C	---	.030
w/Tecumseh, 3/4" Reach		104	RN4C	803	N4C	8902	.030
w/Honda		322	RN11YC4	302	N11YC	8415	.030
w/Briggs & Stratton, 3/4" Reach		431	RC14YC	---	---	8071	.030
w/Robin, 1/2" Reach		830	RL86C	306	L86C	---	.024
w/Briggs & Stratton, 3/8" Reach		868	RJ19LM	861	J19LM	---	.030
MICHRINA							
MINI BIKE							
All Models		871	RJ8C	841	J8C	---	.030
MICRO-SOUND							
MINI BIKE							
w/Chrysler		830	RL86C	306	L86C	---	.030
MIDWEST							
MINI BIKE							
Cougar 100		880	RN3C	801	N3C	8902	.030
Coyote 80		327	RL87YC	312	L87YC	---	.030
Dingo 50, Fox 50		830	RL86C	306	L86C	---	.030
Hunter 125		809	RA6HC	---	---	8809	.028
MINAT							
MINI BIKE							
w/Tecumseh, 1/2" Reach		874	RL82C	811	L82C	---	.030
w/Tecumseh, w/3/8" Reach		868	RJ19LM	861	J19LM	---	.030
w/Briggs & Stratton		868	RJ19LM	861	J19LM	---	.030
w/Honda		322	RN11YC4	302	N11YC	8415	.030
w/Tecumseh, 3/4" Reach		104	RN4C	803	N4C	8902	.030
MONTESA							
50CC							
Cota 25		830	RL86C	306	L86C	---	.028
Cota 49		830	RL86C	306	L86C	---	.028
75CC							
Cota 75	1978	104	RN4C	803	N4C	8902	.028
Enduro 75	1978	880	RN3C	801	N3C	8902	.028
123CC							
125VE MX	1979-1978	695	C55R	---	---	---	.020
Cota 123 Trail	1977	104	RN4C	803	N4C	8902	.028
Cota 123 Trial	1979-1978	104	RN4C	803	N4C	8902	.028



Model/Engine	Year	Copper Plus®		Alternate Plug		Power Sport™	Gap
		Stk #	Plug Type	Stk #	Plug Type		
MONTESA (cont)							
123CC (cont)							
Enduro 150VB	1978	690	C57R	---	---	---	.020
125CC							
Cappra 125VB	1977	695	C55R	---	---	---	.020
Cappra VA		695	C55R	---	---	---	.020
Cota Trail & Trail		104	RN4C	803	N4C	8902	.028
Enduro 125	1978	880	RN3C	801	N3C	8902	.028
Enduro 125H	1978	696	C59R	---	---	---	.020
155CC							
Cota 172	1976	104	RN4C	803	N4C	8902	.028
175CC							
Enduro, 14M, Impala Sport		874	RL82C	811	L82C	---	.028
200CC							
Cota 200	1984-1981	104	RN4C	803	N4C	8902	.022
242CC							
Cota 242	1984-1983	332	RN7YC	813	N7YC	---	.028
247CC							
247T		830	RL86C	306	L86C	---	.028
Cota 247		830	RL86C	306	L86C	---	.028
Cota 247VVK	1979-1977	830	RL86C	306	L86C	---	.028
Cota Trail & Trail		830	RL86C	306	L86C	---	.028
T Trial	1979-1977	830	RL86C	306	L86C	---	.028
250CC							
Cappra 250VB/VA	1978-1977	690	C57R	---	---	---	.020
Cappra 250VE MX	1979-1978	690	C57R	---	---	---	.028
Cappra 250VG	1982-1981	690	C57R	---	---	---	.020
Cappra 43M, Cappra 53M, Cappra 63M		883	QL78C	807	L78C	8883	.028
Cappra 73M, Cappra V-75		880	RN3C	801	N3C	8902	.028
Cappra VR		880	RN3C	801	N3C	8902	.028
Enduro 250H	1979-1977	880	RN3C	801	N3C	8902	.020
Enduro 250H6	1982-1981	880	RN3C	801	N3C	8902	.020
	1978	696	C59R	---	---	---	.028
Enduro 250H7	1984	104	RN4C	803	N4C	8902	.028
Enduro 54M		880	RN3C	801	N3C	8902	.028
King Scorpion Automix 43M, King Scorpion Automix 44M, Rapita 45M		880	RN3C	801	N3C	8902	.028
261CC							
Cota 314R	1996-1995	123	RN5C	120	N5C	---	.024
305CC							
Cota 348	1979-1977	404	RN12YC	38	N12YC	8405	.028
Cota 348T	1982-1981	404	RN12YC	38	N12YC	8405	.022
Cota T Trial	1979-1977	404	RN12YC	38	N12YC	8405	.028
Trail 348T	1978	404	RN12YC	38	N12YC	8405	.028
349CC							
Cota 349	1983-1981	322	RN11YC4	302	N11YC	8415	.028
350CC							
Cota 350	1984	322	RN11YC4	302	N11YC	8415	.028
360CC							
360H6 Enduro	1982-1981	880	RN3C	801	N3C	8902	.022
	1979-1978	818	RN2C	805	N2C	8904	.028
360H7	1984-1983	818	RN2C	805	N2C	8904	.028
360H7 Enduro	1982	696	C59R	---	---	---	.020
Cappra 360VB	1978-1977	696	C59R	---	---	---	.020
Cappra 414VE MX	1979	696	C59R	---	---	---	.020
414CC							
414 Motocross	1982-1981	696	C59R	---	---	---	.020



Model/Engine	Year	Copper Plus®		Alternate Plug		Power Sport™	Gap
		Stk #	Plug Type	Stk #	Plug Type		
MOSQUITO							
MINI BIKE							
Predator 50, Predator 90		863	RCJ8Y	848	CJ8Y	---	.030
MOTO GUZZI							
50CC							
G2	1981	123	RN5C	120	N5C	---	.020
125CC							
125 Sport		104	RN4C	803	N4C	8902	.025
125 Trail		104	RN4C	803	N4C	8902	.028
Scrambler		104	RN4C	803	N4C	8902	.025
350CC							
V-35 II Imola, V-35 Imola		339	RN6YC	315	N6YC	---	.025
400CC							
V-40 Imola		339	RN6YC	315	N6YC	---	.025
500CC							
V-50		339	RN6YC	315	N6YC	---	.025
V-50 II	1982-1980	791	C57YC	---	---	8902	.025
650CC							
V-65 Lario	1986-1985	889	Z6	---	---	---	.025
V-65 NTX	1987	104	RN4C	803	N4C	8902	.025
V-65TT	1986	339	RN6YC	315	N6YC	---	.025
V65C, V-65SP	1984	339	RN6YC	315	N6YC	---	.025
700CC							
V-70		332	RN7YC	813	N7YC	---	.028
750CC							
750 Sport		415	RN9YC	300	N9YC	8415	.028
Ambassador V-750 w-3/4" Reach Plug		104	RN4C	803	N4C	8902	.028
Ambassador V-750 w-1/2" Reach Plug		874	RL82C	811	L82C	---	.028
V-75	1987-1986	889	Z6	---	---	---	.025
850CC							
3F		415	RN9YC	300	N9YC	8415	.025
850LM		332	RN7YC	813	N7YC	---	.025
850T		415	RN9YC	300	N9YC	8415	.025
850T5	1985-1984	415	RN9YC	300	N9YC	8415	.025
B		415	RN9YC	300	N9YC	8415	.025
California		415	RN9YC	300	N9YC	8415	.025
Eldorado V-850		415	RN9YC	300	N9YC	8415	.025
LeMans		332	RN7YC	813	N7YC	---	.025
LeMans III	1984-1983	415	RN9YC	300	N9YC	8415	.025
T/3		415	RN9YC	300	N9YC	8415	.025
1000CC							
1000 LAPD	1993-1992	415	RN9YC	300	N9YC	8415	.025
1000A	1977	415	RN9YC	300	N9YC	8415	.025
1000SP	1982-1980	104	RN4C	803	N4C	8902	.025
1000SP II	1988-1985	415	RN9YC	300	N9YC	8415	.025
1000SP III	1993	332	RN7YC	813	N7YC	---	.025
Convert	1981	415	RN9YC	300	N9YC	8415	.025
Daytona RS	1999-1993	905	RA4HC	---	---	8809	.028
LeMans	1987-1985	339	RN6YC	315	N6YC	---	.025
		415	RN9YC	300	N9YC	8415	.025
LeMans II	1982-1980	104	RN4C	803	N4C	8902	.025
S	1993	332	RN7YC	813	N7YC	---	.025
SP	1981	415	RN9YC	300	N9YC	8415	.025
Sprint	1984-1983	415	RN9YC	300	N9YC	8415	.025
SQ-1000		415	RN9YC	300	N9YC	8415	.025
V10 Centauro Sport	1999-1993	905	RA4HC	---	---	8809	.028
V1000 Calif 'Auto'	1986-1984	415	RN9YC	300	N9YC	8415	.025
V1000 Calif II	1986-1983	415	RN9YC	300	N9YC	8415	.025
V1000CX		415	RN9YC	300	N9YC	8415	.025
V1000G5	1982-1980	332	RN7YC	813	N7YC	---	.025



Model/Engine	Year	Copper Plus®		Alternate Plug		Power Sport™	Gap
		Stk #	Plug Type	Stk #	Plug Type		
MOTO GUZZI (cont)							
1064CC							
Sport Scura, Sport TT	2003-2002	322	RN11YC4	302	N11YC	8415	.028
Tenni	2004-2002	322	RN11YC4	302	N11YC	8415	.028
V11 Le Mans	2004-2002	322	RN11YC4	302	N11YC	8415	.028
V11 SportCF	2003-2002	322	RN11YC4	302	N11YC	8415	.028
1100CC							
Bassa, California	2000-1994	322	RN11YC4	302	N11YC	8415	.028
California Special	2003-2000	322	RN11YC4	302	N11YC	8415	.028
Quota 1000ES	2000-1998	322	RN11YC4	302	N11YC	8415	.028
Sport	2000-1994	322	RN11YC4	302	N11YC	8415	.028
V11 California Jackal	2000-1998	322	RN11YC4	302	N11YC	8415	.028
V11 Sport	2003-1998	322	RN11YC4	302	N11YC	8415	.028
V11EV	2000-1994	322	RN11YC4	302	N11YC	8415	.028
MOTO MORINI							
125CC							
125	1982	332	RN7YC	813	N7YC	---	.028
250CC							
250	1982	332	RN7YC	813	N7YC	---	.028
350CC							
350 Kangaru	1985-1983	332	RN7YC	813	N7YC	---	.028
K-2	1985-1983	332	RN7YC	813	N7YC	---	.028
Sport	1985-1973	332	RN7YC	813	N7YC	---	.028
Standard	1985-1973	332	RN7YC	813	N7YC	---	.028
500CC							
500	1986-1981	332	RN7YC	813	N7YC	---	.028
500 Special	1984	332	RN7YC	813	N7YC	---	.028
500 Standard	1983-1982	332	RN7YC	813	N7YC	---	.028
501 Camel, 507 Custom	1985	332	RN7YC	813	N7YC	---	.028
Camel	1984-1983	332	RN7YC	813	N7YC	---	.028
Camel Enduro	1982	332	RN7YC	813	N7YC	---	.028
Sport	1983-1982	332	RN7YC	813	N7YC	---	.028
Turbo	1982	332	RN7YC	813	N7YC	---	.028
MOTO VILLA							
50CC							
Mini Bimbo		874	RL82C	811	L82C	---	.025
125CC							
125 Cross	1979	818	RN2C	805	N2C	8904	.025
125MX		883	QL78C	807	L78C	8883	.025
Canguro	1979	818	RN2C	805	N2C	8904	.025
Regularita	1980	818	RN2C	805	N2C	8904	.025
250CC							
250 Cross		818	RN2C	805	N2C	8904	.025
MX		818	RN2C	805	N2C	8904	.025
Six Days		818	RN2C	805	N2C	8904	.025
350CC							
350 Enduro		818	RN2C	805	N2C	8904	.025
380CC							
380MX		818	RN2C	805	N2C	8904	.025
450CC							
450MX		818	RN2C	805	N2C	8904	.025
750CC							
750		880	RN3C	801	N3C	8902	.025



Model/Engine	Year	Copper Plus®		Alternate Plug		Power Sport™	Gap
		Stk #	Plug Type	Stk #	Plug Type		
MOTO-BETA							
250CC							
250CR, GS		818	RN2C	805	N2C	8904	.025
SL-5		123	RN5C	120	N5C	---	.025
MZ							
150CC							
TS150		883	QL78C	807	L78C	8883	.028
250CC							
ETS250/1GS		818	RN2C	805	N2C	8904	.028
TS250		883	QL78C	807	L78C	8883	.028
500CC							
Country		809	RA6HC	---	---	8809	.035
Gespann		809	RA6HC	---	---	8809	.035
Saxon Tour, Silver Star Classic		809	RA6HC	---	---	8809	.035
Voyager 500		809	RA6HC	---	---	8809	.035
660CC							
Baghira		810	RA8HC	---	---	8812	.035
Mastiff, Replica		810	RA8HC	---	---	8815	.035
Skorpion Yraveller, Sport, Sport Cup, Tour		810	RA8HC	---	---	8815	.035
NORTON							
500CC							
All models (500 cc)		104	RN4C	803	N4C	8902	.028
600CC							
All models (600 cc)		123	RN5C	120	N5C	---	.028
650CC							
Dominator		104	RN4C	803	N4C	8902	.028
Manxman		104	RN4C	803	N4C	8902	.028
Mercury		104	RN4C	803	N4C	8902	.028
750CC							
Commando Fastback		332	RN7YC	813	N7YC	---	.028
High Rider		332	RN7YC	813	N7YC	---	.028
Roadster, S, SS		332	RN7YC	813	N7YC	---	.028
830CC							
850 Commando		332	RN7YC	813	N7YC	---	.028
Mark III		332	RN7YC	813	N7YC	---	.028
OSSA							
125CC							
All Phantom MX		690	C57R	---	---	---	.020
Pioneer		818	RN2C	805	N2C	8904	.025
SDR		818	RN2C	805	N2C	8904	.025
Stiletto MX		818	RN2C	805	N2C	8904	.025
175CC							
American Enduro		880	RN3C	801	N3C	8902	.025
Phantom MX	1975-1974	690	C57R	---	---	---	.020
230CC							
All (230cc)		880	RN3C	801	N3C	8902	.025
Trial		415	RN9YC	300	N9YC	8415	.025
250CC							
All GP Phantom MX		690	C57R	---	---	---	.020
American Enduro		880	RN3C	801	N3C	8902	.020
Desert Phantom	1977-1974	818	RN2C	805	N2C	8904	.020
DMR		693	C55	---	---	---	.020
Explorer		415	RN9YC	300	N9YC	8415	.025
Mar Trials		415	RN9YC	300	N9YC	8415	.025
Pioneer		818	RN2C	805	N2C	8904	.020
SDR	1974-1973	818	RN2C	805	N2C	8904	.025
Stiletto MX		818	RN2C	805	N2C	8904	.020
Stiletto TT		693	C55	---	---	---	.020



Model/Engine	Year	Copper Plus®		Alternate Plug		Power Sport™	Gap
		Stk #	Plug Type	Stk #	Plug Type		
OSSA (cont)							
250CC (cont)							
Super Pioneer	1977-1974	880	RN3C	801	N3C	8902	.020
350CC							
Explorer		415	RN9YC	300	N9YC	8415	.025
Mar Trials		415	RN9YC	300	N9YC	8415	.025
Mountaineer	1977-1976	818	RN2C	805	N2C	8904	.025
500CC							
SS Yankee		880	RN3C	801	N3C	8902	.025
PANDA							
50CC							
Enjoy	2003-2002	808	Z9Y	---	---	---	.028
Funrider	2003-1996	808	Z9Y	---	---	---	.028
Retro	2002-2001	808	Z9Y	---	---	---	.028
70CC							
Trailrider	2003-2002	808	Z9Y	---	---	---	.028
PENTON							
100CC							
Berkshire	1976	883	QL78C	807	L78C	8883	.024
125CC							
6-Day	1976	883	QL78C	807	L78C	8883	.024
Cross Country	1977	883	QL78C	807	L78C	8883	.024
MC5	1977	883	QL78C	807	L78C	8883	.024
MX	1976	883	QL78C	807	L78C	8883	.024
175CC							
Cross Country	1977	874	RL82C	811	L82C	---	.024
Jackpiner	1976	874	RL82C	811	L82C	---	.024
MC5	1977	874	RL82C	811	L82C	---	.024
250CC							
Cross Country	1977	883	QL78C	807	L78C	8883	.024
Hare SCR	1976	883	QL78C	807	L78C	8883	.024
MC5	1977	883	QL78C	807	L78C	8883	.024
Mint	1976	883	QL78C	807	L78C	8883	.024
400CC							
Cross Country	1977	883	QL78C	807	L78C	8883	.024
MC5	1977	883	QL78C	807	L78C	8883	.024
Mint 400	1976	883	QL78C	807	L78C	8883	.024
POWER-DYNE							
60CC							
Mini Enduro		825	J4C	---	---	---	.028
Scrambler (TSC 60)		825	J4C	---	---	---	.028
125CC							
125		686	C57	---	---	8902	.028
Mini Enduro		883	QL78C	807	L78C	8883	.028
MTB125		883	QL78C	807	L78C	8883	.028
SSS125, TRC125		883	QL78C	807	L78C	8883	.028
250CC							
250, 250GEX		686	C57	---	---	8902	.028
360CC							
360, 360FTX		686	C57	---	---	8902	.028
PRAGA							
246CC							
ED250		818	RN2C	805	N2C	8904	.025



Model/Engine	Year	Copper Plus®		Alternate Plug		Power Sport™	Gap
		Stk #	Plug Type	Stk #	Plug Type		
PREMIER BEBE							
MINI BIKE							
All Models		874	RL82C	811	L82C	---	.030
PUCH							
50CC							
M50 Sport		874	RL82C	811	L82C	---	.028
MC50 Super		828	QL77JC4	821	L77JC4	8883	.028
125CC							
125S w-3/4" Reach Plug		880	RN3C	801	N3C	8902	.028
125S w-1/2" Reach Plug		896	L90C	---	---	---	.028
125TE		818	RN2C	805	N2C	8904	.028
GS125 Six Days		818	RN2C	805	N2C	8904	.028
HS		818	RN2C	805	N2C	8904	.028
M125 w-1/2" Reach Plug		896	L90C	---	---	---	.028
M125 w-3/4" Reach Plug		880	RN3C	801	N3C	8902	.028
MC125 w-3/4" Reach Plug		880	RN3C	801	N3C	8902	.028
Trail w-3/4" Reach Plug		880	RN3C	801	N3C	8902	.028
Trail w-1/2" Reach Plug		896	L90C	---	---	---	.028
175CC							
175S, 175TE		880	RN3C	801	N3C	8902	.028
GS175 Six Days		818	RN2C	805	N2C	8904	.028
HS		880	RN3C	801	N3C	8902	.028
MC175		880	RN3C	801	N3C	8902	.028
250CC							
GS250 Six Days		818	RN2C	805	N2C	8904	.028
M250 w-1/2" Reach Plug		896	L90C	---	---	---	.028
MC250 Replica		880	RN3C	801	N3C	8902	.028
ROKON							
134CC							
Pioneer, Ranger	1977-1976	830	RL86C	306	L86C	---	.025
RT-140	1975-1973	830	RL86C	306	L86C	---	.025
Scout	1977-1976	830	RL86C	306	L86C	---	.025
Trail Breaker	1975-1961	830	RL86C	306	L86C	---	.025
335CC							
335 RT, MX		883	QL78C	807	L78C	8883	.018
RX		883	QL78C	807	L78C	8883	.018
ROYAL ENFIELD							
250CC							
Clipper		874	RL82C	811	L82C	---	.020
Olympic		874	RL82C	811	L82C	---	.020
Scrambler (TSC 60)		686	C57	---	---	8902	.020
Turbo		883	QL78C	807	L78C	8883	.020
350CC							
Bullet w-3/4" Reach Plug		104	RN4C	803	N4C	8902	.028
Bullet w-1/2" Reach Plug		814	RL82YC	328	L82YC	8814	.025
500CC							
Bullet w-1/2" Reach Plug		874	RL82C	811	L82C	---	.020
Bullet w-3/4" Reach Plug		818	RN2C	805	N2C	8904	.025
J2		874	RL82C	811	L82C	---	.020
700CC							
Constellation		104	RN4C	803	N4C	8902	.028
Meteor		874	RL82C	811	L82C	---	.020
750CC							
Interceptor		818	RN2C	805	N2C	8904	.020



Model/Engine	Year	Copper Plus®		Alternate Plug		Power Sport™	Gap
		Stk #	Plug Type	Stk #	Plug Type		
RTX							
125CC							
City Enduro TE125, Cross TX125		883	QL78C	807	L78C	8883	.025
Monodisc M125		883	QL78C	807	L78C	8883	.025
Twinshock T125		883	QL78C	807	L78C	8883	.025
212CC							
Cross TX212		883	QL78C	807	L78C	8883	.025
Monodisc M212		883	QL78C	807	L78C	8883	.025
Twinshock T212		883	QL78C	807	L78C	8883	.025
STREAKER							
MINI BIKE							
w/Tecumseh, 3/4" Reach		104	RN4C	803	N4C	8902	.030
w/Tecumseh, w/3/8" Reach		868	RJ19LM	861	J19LM	---	.030
w/Briggs & Stratton		431	RC14YC	---	---	8071	.030
w/Honda		322	RN11YC4	302	N11YC	8415	.030
SUNBEAM							
w/14mm Heads		830	RL86C	306	L86C	---	.030
w/18mm Heads		506	D6	---	---	---	.030
SUZUKI							
MINI BIKE							
DS80	2001-1978	104	RN4C	803	N4C	8902	.028
JR50	2005-1978	806	L92YC	---	---	---	.028
JR80	2004-2001	818	RN2C	805	N2C	8904	.028
MOTOR SCOOTERS							
Burgman 400, Burgman 650	2005-2003	654	G59C	---	---	8698	.028
FA50 Shuttle	1991-1980	806	L92YC	---	---	---	.028
50CC							
AE50, AE50RP	1995-1992	327	RL87YC	312	L87YC	---	.030
CL50DD	1985	929	RL95YC	---	---	---	.024
CP50, CX50, CY50	1986-1985	327	RL87YC	312	L87YC	---	.024
F	1986-1985	327	RL87YC	312	L87YC	---	.024
F50	1971-1970	929	RL95YC	---	---	---	.024
	1970	830	RL86C	306	L86C	---	.030
FR50 Scooterette	1982	830	RL86C	306	L86C	---	.030
FS50	1982-1979	929	RL95YC	---	---	---	.028
JR50	2006-1978	929	RL95YC	---	---	---	.028
MT50	1973-1970	929	RL95YC	---	---	---	.028
OR50	1986	929	RL95YC	---	---	---	.028
	1980-1979	814	RL82YC	328	L82YC	8814	.028
P	1995-1992	327	RL87YC	312	L87YC	---	.030
RG50W	1986	339	RN6YC	315	N6YC	---	.032
RM50	1980-1978	806	L92YC	---	---	---	.030
RR, RS	1995-1992	327	RL87YC	312	L87YC	---	.030
TS50	1974-1971	874	RL82C	811	L82C	---	.024
TS50XAE	1985	327	RL87YC	312	L87YC	---	.024
ZR50SLA	1985	415	RN9YC	300	N9YC	8415	.032
60CC							
RM60	2003	687	C59	---	---	8902	.032
	1983-1980	874	RL82C	811	L82C	---	.032
65CC							
RM65	2005-2003	687	C59	---	---	8902	.028
75CC							
TM75	1977-1974	874	RL82C	811	L82C	---	.028
TS75	1977-1974	874	RL82C	811	L82C	---	.028
80CC							
DS80	2000	880	RN3C	801	N3C	8902	.028
RG80WF	1985	332	RN7YC	813	N7YC	---	.032
RM80	2001-1986	686	C57	---	---	8902	.028
	1985-1977	818	RN2C	805	N2C	8904	.032



Model/Engine	Year	Copper Plus®		Alternate Plug		Power Sport™	Gap
		Stk #	Plug Type	Stk #	Plug Type		
SUZUKI (cont)							
85CC							
RM85	2005-2002	686	C57	---	---	8902	.028
XN85	1983	809	RA6HC	---	---	8809	.030
90CC							
RV90	1979-1972	874	RL82C	811	L82C	---	.028
TC90	1972-1970	874	RL82C	811	L82C	---	.028
TS90	1972-1970	874	RL82C	811	L82C	---	.028
100CC							
A100	1979-1977	327	RL87YC	312	L87YC	---	.028
	1976	814	RL82YC	328	L82YC	8814	.024
A100N	1985	327	RL87YC	312	L87YC	---	.028
AX100D	1985	327	RL87YC	312	L87YC	---	.028
AX100DI	1985	818	RN2C	805	N2C	8904	.032
DR100	1990-1983	809	RA6HC	---	---	8809	.030
DS100	1981-1978	880	RN3C	801	N3C	8902	.025
E	1990-1983	809	RA6HC	---	---	8809	.030
F	1990-1983	809	RA6HC	---	---	8809	.030
GP100UD	1985	883	QL78C	807	L78C	8883	.028
RC100	1985	814	RL82YC	328	L82YC	8814	.028
RM100	1981-1976	654	G59C	---	---	8698	.024
SP100	1984-1983	809	RA6HC	---	---	8809	.028
TC100	1977-1972	883	QL78C	807	L78C	8883	.028
TM100	1975-1974	818	RN2C	805	N2C	8904	.020
TS100	1981-1978	880	RN3C	801	N3C	8902	.028
	1977-1973	874	RL82C	811	L82C	---	.028
120CC							
TC120	1971-1969	814	RL82YC	328	L82YC	8814	.024
125CC							
DR-Z125/L	2005-2003	809	RA6HC	---	---	8809	.028
DR125	1988-1983	810	RA8HC	---	---	8812	.028
DR125SE	1996-1994	809	RA6HC	---	---	8809	.028
DRZ125	2007-2006	809	RA6HC	---	---	---	.028
DRZ125L	2007-2006	809	RA6HC	---	---	---	.028
DS125	1981-1979	880	RN3C	801	N3C	8902	.028
E	1997-1991	809	RA6HC	---	---	8809	.026
GN125	1997-1991	809	RA6HC	---	---	8809	.026
	1983-1982	809	RA6HC	---	---	8809	.028
RG125WF	1985	818	RN2C	805	N2C	8904	.032
RM125	2004-1995	818	RN2C	805	N2C	8904	.024
	1994-1975	895	QN84	---	---	---	.024
RV125	1977-1973	874	RL82C	811	L82C	---	.028
S	1988-1983	810	RA8HC	---	---	8812	.028
SP125	1988-1983	809	RA6HC	---	---	8809	.028
T125	1971-1969	814	RL82YC	328	L82YC	8814	.024
TC125	1977-1972	883	QL78C	807	L78C	8883	.028
TM125	1975-1973	818	RN2C	805	N2C	8904	.020
TS125	1981-1978	880	RN3C	801	N3C	8902	.032
	1977-1971	874	RL82C	811	L82C	---	.028
WU	1985	818	RN2C	805	N2C	8904	.032
175CC							
E	1984-1979	818	RN2C	805	N2C	8904	.024
PE175	1984-1979	818	RN2C	805	N2C	8904	.024
	1978	880	RN3C	801	N3C	8902	.024
RX175	1982-1981	818	RN2C	805	N2C	8904	.024
185CC							
DS185	1981-1979	104	RN4C	803	N4C	8902	.032
	1978	874	RL82C	811	L82C	---	.028
GT185	1977-1973	874	RL82C	811	L82C	---	.028
TC185	1977-1974	874	RL82C	811	L82C	---	.028
TS185	1981-1980	332	RN7YC	813	N7YC	---	.032



Model/Engine	Year	Copper Plus®		Alternate Plug		Power Sport™	Gap
		Stk #	Plug Type	Stk #	Plug Type		
SUZUKI (cont)							
185CC (cont)							
	1979-1971	874	RL82C	811	L82C	---	.028
200CC							
DR200	1988-1985	809	RA6HC	---	---	8809	.024
DR200SE	2007-2006	809	RA6HC	---	---	---	.028
	2004-1996	809	RA6HC	---	---	8809	.026
SB200Z	1985	818	RN2C	805	N2C	8904	.028
SP200	1988-1985	809	RA6HC	---	---	8809	.024
TS200RP	1993	818	RN2C	805	N2C	8904	.028
250CC							
DR-Z250	2005-2001	653	G57C	---	---	8654	.028
DR250	1995-1990	905	RA4HC	---	---	8809	.035
	1986-1983	810	RA8HC	---	---	8812	.028
DS250	1980	332	RN7YC	813	N7YC	---	.028
GN250	1988-1983	810	RA8HC	---	---	8812	.028
GS250T	1981	809	RA6HC	---	---	8809	.028
GT250	1977-1976	818	RN2C	805	N2C	8904	.024
	1975-1973	880	RN3C	801	N3C	8902	.024
GZ250	2008-2006	809	RA6HC	---	---	---	.028
	2005-1999	809	RA6HC	---	---	8809	.028
PE250	1981-1979	818	RN2C	805	N2C	8904	.024
	1978-1977	880	RN3C	801	N3C	8902	.024
RG250WD	1985	818	RN2C	805	N2C	8904	.032
RL250	1975-1974	880	RN3C	801	N3C	8902	.032
RM250	2004-2002	332	RN7YC	---	---	---	.026
	2001-1982	818	RN2C	805	N2C	8904	.024
	1991-1976	880	RN3C	801	N3C	8902	.024
RMX250	1998-1989	818	RN2C	805	N2C	8904	.024
RMZ-250	2005-2004	654	G59C	---	---	8698	.032
RS250	1981	818	RN2C	805	N2C	8904	.024
S	1986-1983	810	RA8HC	---	---	8812	.028
SE	1995-1990	905	RA4HC	---	---	8809	.035
SP250	1984-1983	809	RA6HC	---	---	8809	.028
TM250	1975-1972	818	RN2C	805	N2C	8904	.032
TS250	1981-1980	332	RN7YC	813	N7YC	---	.032
	1979-1977	818	RN2C	805	N2C	8904	.028
	1976-1969	880	RN3C	801	N3C	8902	.032
TS250XE	1986	688	C61	---	---	8902	.024
WE	1985	818	RN2C	805	N2C	8904	.032
300CC							
GS300	1985-1983	809	RA6HC	---	---	8809	.028
GSX300LF	1985	809	RA6HC	---	---	8809	.028
350CC							
DR350	1999-1996	653	G57C	---	---	8654	.026
	1995-1990	905	RA4HC	---	---	8809	.035
DR350S	1993-1990	905	RA4HC	---	---	8809	.028
DR350SE	1999-1994	653	G57C	---	---	8654	.024
T350	1972-1969	874	RL82C	811	L82C	---	.028
370CC							
DR370	1979-1978	810	RA8HC	---	---	8812	.028
RM370	1977-1976	880	RN3C	801	N3C	8902	.024
SP370	1979-1978	810	RA8HC	---	---	8812	.028
380CC							
GT380	1977-1972	880	RN3C	801	N3C	8902	.024
400CC							
AN400	2003	654	G59C	---	---	8698	.028
DR-Z400	2005-2000	654	G59C	---	---	8698	.028
DR-Z400E	2005-2000	654	G59C	---	---	8698	.028
DR-Z400S	2005-2000	654	G59C	---	---	8698	.028
DR400	1980	809	RA6HC	---	---	8809	.028



Model/Engine	Year	Copper Plus®		Alternate Plug		Power Sport™	Gap
		Stk #	Plug Type	Stk #	Plug Type		
SUZUKI (cont)							
400CC (cont)							
DR400 Enduro	1980	810	RA8HC	---	---	8812	.028
GN400	1980	810	RA8HC	---	---	8812	.028
GN400T	1982	810	RA8HC	---	---	8812	.028
GS400	1978-1977	104	RN4C	803	N4C	8902	.032
GS400E	1986	809	RA6HC	---	---	8809	.028
GSF400	1993-1991	654	G59C	---	---	8698	.028
GSX-R400	1986	808	Z9Y	---	---	---	.028
GSX400EF	1985	810	RA8HC	---	---	8812	.028
GSXA400FW	1985	808	Z9Y	---	---	---	.028
PE400	1981-1980	818	RN2C	805	N2C	8904	.024
R	1985	808	Z9Y	---	---	---	.028
RG400	1985	880	RN3C	801	N3C	8902	.024
RM400	1980-1978	880	RN3C	801	N3C	8902	.024
S	1986	809	RA6HC	---	---	8809	.028
SP400	1980	809	RA6HC	---	---	8809	.028
TM400	1975-1971	880	RN3C	801	N3C	8902	.024
TS400	1977-1972	880	RN3C	801	N3C	8902	.024
X	1978-1977	104	RN4C	803	N4C	8902	.032
425CC							
GS425	1979	104	RN4C	803	N4C	8902	.032
450CC							
E	1988-1980	880	RN3C	801	N3C	8902	.032
GS450	1988-1980	880	RN3C	801	N3C	8902	.032
L	1988-1980	880	RN3C	801	N3C	8902	.032
SF	1988-1980	880	RN3C	801	N3C	8902	.032
465CC							
RM465	1982-1981	880	RN3C	801	N3C	8902	.022
500CC							
DR500	1983-1981	810	RA8HC	---	---	8812	.028
E	1986-1983	880	RN3C	801	N3C	8902	.028
GS500E	2003-1989	809	RA6HC	---	---	8809	.035
GS500F	2006-2003	809	RA6HC	---	---	8809	.035
GSX500E	1986	809	RA6HC	---	---	8809	.028
GT500	1977-1976	874	RL82C	811	L82C	---	.028
RG500	1985	818	RN2C	805	N2C	8904	.028
RM500	1986-1983	880	RN3C	801	N3C	8902	.028
SP500	1983-1981	810	RA8HC	---	---	8812	.028
T500	1975-1968	874	RL82C	811	L82C	---	.028
550CC							
GS550	1984	905	RA4HC	---	---	8809	.028
	1983	809	RA6HC	---	---	8809	.028
	1982-1977	104	RN4C	803	N4C	8902	.032
GSX550L	1986-1985	905	RA4HC	---	---	8809	.028
GT550	1977-1975	104	RN4C	803	N4C	8902	.028
	1974-1972	880	RN3C	801	N3C	8902	.028
600CC							
DR600	1985	905	RA4HC	---	---	8809	.035
GSF600S Bandit 600	2003-1996	653	G57C	---	---	8654	.025
GSX-R600	2005-1997	653	G57C	---	---	8654	.025
GSX600F	1988	809	RA6HC	---	---	8809	.026
GSXR600WP	1993	654	G59C	---	---	8698	.026
Katana 600 (GSX600F)	2004-1988	653	G57C	---	---	8654	.025
RF600R	1996-1994	654	G59C	---	---	8698	.026
S	2003-1996	653	G57C	---	---	8654	.025
	1985	905	RA4HC	---	---	8809	.035
SP600F	1985	905	RA4HC	---	---	8809	.028
650CC							
AN650	2003	654	G59C	---	---	8698	.028
DL650 V-Strom 650	2005-2004	654	G59C	---	---	8698	.028



Model/Engine	Year	Copper Plus®		Alternate Plug		Power Sport™	Gap
		Stk #	Plug Type	Stk #	Plug Type		
SUZUKI (cont)							
650CC (cont)							
DR650S	1995-1990	809	RA6HC	---	---	8809	.035
DR650SE	2005-1996	654	G59C	---	---	8698	.026
ES	1995-1990	809	RA6HC	---	---	8809	.035
G	1983-1981	810	RA8HC	---	---	8812	.025
GL	1983-1981	810	RA8HC	---	---	8812	.025
GR650 D	1983	810	RA8HC	---	---	8812	.028
GS650E	1983-1981	810	RA8HC	---	---	8812	.025
LS650 Savage	1988-1986	809	RA6HC	---	---	8809	.035
LS650P Savage 650	2005-1995	809	RA6HC	---	---	8809	.035
M Katana (650)	1983-1981	810	RA8HC	---	---	8812	.025
S	2005-1999	654	G59C	---	---	8698	.028
SV650	2005-1999	654	G59C	---	---	8698	.028
XD Tempter	1983	810	RA8HC	---	---	8812	.028
XN85D Turbo	1984-1983	905	RA4HC	---	---	8809	.028
700CC							
ES	1985	810	RA8HC	---	---	8812	.028
GS700E	1985	810	RA8HC	---	---	8812	.028
GV700GLF Madura	1985	810	RA8HC	---	---	8812	.028
VS700GL Intruder	1987-1986	810	RA8HC	---	---	8819	.035
750CC							
C	1977-1975	818	RN2C	805	N2C	8904	.032
E	1983-1980	809	RA6HC	---	---	8809	.028
	1977-1975	818	RN2C	805	N2C	8904	.032
ES	1983-1980	809	RA6HC	---	---	8809	.028
GS750	1983-1980	809	RA6HC	---	---	8809	.028
GS750 B	1977-1975	818	RN2C	805	N2C	8904	.032
GSX-R750	2005-1998	653	G57C	---	---	8654	.026
	1997-1990	654	G59C	---	---	8698	.026
	1989-1986	810	RA8HC	---	---	8819	.028
GSX-R750X F/I	2005-1998	653	G57C	---	---	8654	.026
GT750	1977-1975	818	RN2C	805	N2C	8904	.032
	1974-1972	104	RN4C	803	N4C	8902	.028
Katana 750 (GSX750F)	2005-1999	653	G57C	---	---	8654	.026
	1998-1989	905	RA4HC	---	---	8809	.026
L	1983-1980	809	RA6HC	---	---	8809	.028
N	1977-1975	818	RN2C	805	N2C	8904	.032
S	1983-1980	809	RA6HC	---	---	8809	.028
T	1983-1980	809	RA6HC	---	---	8809	.028
VS750GLP Intruder	1991-1988	809	RA6HC	---	---	8809	.032
800CC							
GLP, GLS	2004-1992	810	RA8HC	---	---	8819	.035
Intruder 800	2004-1992	810	RA8HC	---	---	8819	.035
Volusia	2005-2001	809	RA6HC	---	---	8809	.035
VS800GL	2004-1992	810	RA8HC	---	---	8819	.035
VX800	1993-1990	810	RA8HC	---	---	8815	.032
VZ800 Marauder 800	2006-1997	809	RA6HC	---	---	8809	.035
850CC							
GL	1983-1980	332	RN7YC	813	N7YC	---	.032
GS850G	1983-1980	332	RN7YC	813	N7YC	---	.032
	1979	104	RN4C	803	N4C	8902	.032
900CC							
RF900R	1997-1994	654	G59C	---	---	8698	.026
1000CC							
All Other GS1000	1981-1978	332	RN7YC	813	N7YC	---	.032
GS1000Z	1982	810	RA8HC	---	---	8812	.028
GSX-R1000 F/I	2005-2001	653	G57C	---	---	8654	.028
S	2005-2003	653	G57C	---	---	8654	.026
SV1000	2005-2003	653	G57C	---	---	8654	.026
TL1000R	2003-1998	653	G57C	---	---	8654	.026
TL1000S	2001-1997	653	G57C	---	---	8654	.026



Model/Engine	Year	Copper Plus®		Alternate Plug		Power Sport™	Gap
		Stk #	Plug Type	Stk #	Plug Type		
SUZUKI (cont)							
1000CC (cont)							
V-Strom	2005-2003	653	G57C	---	---	8654	.026
1100CC							
All GS1100E Chain Drive	1982-1980	809	RA6HC	---	---	8809	.028
All GS1100G Shaft Drive	1982-1980	880	RN3C	801	N3C	8902	.028
EF, EFF	1986-1985	905	RA4HC	---	---	8809	.035
ESD	1983	809	RA6HC	---	---	8809	.028
ESF	1986-1985	905	RA4HC	---	---	8809	.035
GES1100ED	1983	809	RA6HC	---	---	8809	.028
GKD	1983	880	RN3C	801	N3C	8902	.032
GLD	1983	880	RN3C	801	N3C	8902	.032
GS1100ES	1986	809	RA6HC	---	---	8809	.028
GS1100GD	1983	880	RN3C	801	N3C	8902	.032
GSX1100E	1986-1985	905	RA4HC	---	---	8809	.035
GSXR1100	1992-1986	905	RA4HC	---	---	8809	.028
GSXR1100W	1998-1993	654	G59C	---	---	8698	.026
Katana 1100 (GSX1100F)	1993-1988	810	RA8HC	---	---	8812	.028
SE	1983	809	RA6HC	---	---	8809	.028
1150CC							
GS1150E	1986-1984	810	RA8HC	---	---	8812	.028
1200CC							
GSF1200S Bandit 1200	2005-1997	905	RA4HC	---	---	8809	.028
GV1200GL	1986-1985	810	RA8HC	---	---	8812	.028
1300CC							
GSXL1300R Hayabusa	2005-1999	653	G57C	---	---	8654	.028
1400CC							
GV1400	1989-1986	810	RA8HC	---	---	8812	.035
VS1400GLP Intruder 1400	2005-1987	809	RA6HC	---	---	8809	.035
1500CC							
VL1500 Intruder LC 1500	2005-1998	810	RA8HC	---	---	8812	.035
1552CC							
VZ1600 Marauder 1600	2005-2004	810	RA8HC	---	---	8812	.035
TM							
80CC							
80MX	1997-1995	686	C57	---	---	8902	.025
E	1997-1995	686	C57	---	---	8902	.025
85CC							
85 MX	2003-2000	686	C57	---	---	8902	.025
100CC							
100 MX	2003-2001	686	C57	---	---	8902	.025
125CC							
125MX	1997-1995	686	C57	---	---	8902	.025
E	1997-1995	686	C57	---	---	8902	.025
250CC							
250 4T EX, 250 4T MX	2003-2002	654	G59C	---	---	8698	.024
250MX	1997-1995	818	RN2C	805	N2C	8904	.025
E	1997-1995	818	RN2C	805	N2C	8904	.025
300CC							
300E	1997-1996	818	RN2C	805	N2C	8904	.025
400CC							
400 4T EX	2003-2002	654	G59C	---	---	8698	.024
MX	2003-2002	654	G59C	---	---	8698	.024



Model/Engine	Year	Copper Plus®		Alternate Plug		Power Sport™	Gap
		Stk #	Plug Type	Stk #	Plug Type		
TOKOYA							
80CC							
w/80cc		883	QL78C	807	L78C	8883	.024
125CC							
w/125cc		883	QL78C	807	L78C	8883	.024
TRIUMPH							
250CC							
Cub (All Models)		830	RL86C	306	L86C	---	.022
Trophy 250		880	RN3C	801	N3C	8902	.022
500CC							
Daytona 500 (T100R)		880	RN3C	801	N3C	8902	.022
Tiger (TR6R)		880	RN3C	801	N3C	8902	.022
TR5MX		880	RN3C	801	N3C	8902	.022
Trophy (TR6C)		880	RN3C	801	N3C	8902	.022
Trophy 500		880	RN3C	801	N3C	8902	.022
Trophy Trail (TR5T)		880	RN3C	801	N3C	8902	.022
600CC							
Daytona 600	2004-2003	653	G57C	---	---	8654	.035
Speed Four	2005-2002	653	G57C	---	---	8654	.035
TT600 Sport	2004-2000	653	G57C	---	---	8654	.035
650CC							
Bonneville 650 (T120)		880	RN3C	801	N3C	8902	.022
750CC							
Bonneville (T140E)	1981-1979	123	RN5C	120	N5C	---	.025
Bonneville (T140V)		880	RN3C	801	N3C	8902	.022
Bonneville (T140ES)	1982-1981	123	RN5C	120	N5C	---	.025
Executive (T140ES)	1982	123	RN5C	120	N5C	---	.025
Hurricane (TRX75)		880	RN3C	801	N3C	8902	.022
Royal (T140ES)	1982	123	RN5C	120	N5C	---	.025
T160		880	RN3C	801	N3C	8902	.022
Tiger (TR7RV)		880	RN3C	801	N3C	8902	.022
Trident (T150V)		880	RN3C	801	N3C	8902	.022
Trident 750	1998-1995	809	RA6HC	---	---	8809	.035
790CC							
America	2005-2002	905	RA4HC	---	---	8809	.035
Bonneville DOHC	2004-2001	905	RA4HC	---	---	8809	.035
Speedmaster	2005-2003	905	RA4HC	---	---	8809	.035
885CC							
Adventurer	2001-1996	809	RA6HC	---	---	8809	.035
Daytona 900	1996-1995	809	RA6HC	---	---	8809	.035
Legend TT	2001-1999	809	RA6HC	---	---	8809	.035
Speed Triple	1996-1995	809	RA6HC	---	---	8809	.035
Sport Tour	2001-1995	809	RA6HC	---	---	8809	.035
Sprint 900	1997-1995	809	RA6HC	---	---	8809	.035
Sprint Executive, Sports	1998	809	RA6HC	---	---	8809	.035
Super III	1997-1995	809	RA6HC	---	---	8809	.035
T509 Speed Triple	1999-1997	809	RA6HC	---	---	8809	.035
Thunderbird	1998-1995	809	RA6HC	---	---	8809	.035
Thunderbird Sport	2004-1998	809	RA6HC	---	---	8809	.035
Tiger 900	2003-1995	809	RA6HC	---	---	8809	.035
Trident 900	1998-1995	809	RA6HC	---	---	8809	.035
Trophy 900	2001-1995	809	RA6HC	---	---	8809	.035
955CC							
Daytona 955i Sport	2005-1999	809	RA6HC	---	---	8809	.035
Speed Triple	2003-1999	809	RA6HC	---	---	8809	.035
Sprint RS	2003-2000	809	RA6HC	---	---	8809	.035
Sprint Sport Tour	2005-1999	809	RA6HC	---	---	8809	.035
T509 Speed Triple	1998	809	RA6HC	---	---	8809	.035
T595 Daytona	1998-1997	809	RA6HC	---	---	8809	.035
Tiger	2005-2001	809	RA6HC	---	---	8809	.035



Model/Engine	Year	Copper Plus®		Alternate Plug		Power Sport™	Gap
		Stk #	Plug Type	Stk #	Plug Type		
TRIUMPH (cont)							
1180CC							
Daytona 1200	1997-1995	809	RA6HC	---	---	8809	.035
Daytona 1200 SP	1999	809	RA6HC	---	---	8809	.035
Sport Tour	2003-1995	809	RA6HC	---	---	8809	.035
Trophy 1200	2003-1995	809	RA6HC	---	---	8809	.035
2294CC							
Rocket 111	2005-2004	818	RN2C	805	N2C	8904	.035
URAL							
650CC							
8.107A, 8.503A	2001-1994	929	RL95YC	---	---	---	.035
IMZ 8.103-40A, IMZ 8.123A	2001-1994	929	RL95YC	---	---	---	.035
745CC							
Adironac, Bavarian	2003-2002	814	RL82YC	328	L82YC	8814	.028
Luxury	2003-2002	814	RL82YC	328	L82YC	8814	.028
Patrol	2003-2002	883	QL78C	807	L78C	8883	.028
Tourist	2003-2002	814	RL82YC	328	L82YC	8814	.028
VESPA							
100 Sport, 125 Primavera, 125VN, 150 GL		874	RL82C	811	L82C	---	.030
150 Sprint		104	RN4C	803	N4C	8902	.030
150 Sprint, 150 Super		830	RL86C	306	L86C	---	.030
180 Rally		880	RN3C	801	N3C	8902	.030
200 Rally		104	RN4C	803	N4C	8902	.030
50 Special, 90 Sport, GS, P125X		874	RL82C	811	L82C	---	.030
P200E		104	RN4C	803	N4C	8902	.030
VICTORY							
1507CC							
Classic Cruiser	2003	654	G59C	---	---	8698	.030
Cruiser, Deluxe	2001-2000	948	RA8GHC	---	---	8812	.040
Deluxe F/I	2004-2002	654	G59C	---	---	8698	.030
Kingpin	2005-2004	654	G59C	---	---	8698	.030
Sport Cruiser	2001-2000	948	RA8GHC	---	---	8812	.040
Touring Cruiser	2005-2003	654	G59C	---	---	8698	.030
V92C	2004-2002	654	G59C	---	---	8698	.030
	2001-1998	948	RA8GHC	---	---	8812	.040
V92C Kingpin	2002	654	G59C	---	---	8698	.030
	2001-1998	948	RA8GHC	---	---	8812	.040
V92SC	2001-2000	948	RA8GHC	---	---	8812	.040
V92TC	2004-2002	654	G59C	---	---	8698	.030
V92V	2004-2003	654	G59C	---	---	8698	.030
Vegas	2005-2003	654	G59C	---	---	8698	.030
1634CC							
Hammer	2005	654	G59C	---	---	8698	.030
YAMAHA							
MOTOR SCOOTERS							
CA50 Riva	1986-1983	327	RL87YC	312	L87YC	---	.024
CE50 Riva	1987-1986	327	RL87YC	312	L87YC	---	.036
Classic	2005-2001	874	RL82C	811	L82C	---	.028
CV50 Riva	1984	327	RL87YC	312	L87YC	---	.024
CV80 Riva	1987-1983	883	QL78C	807	L78C	8883	.028
CW50 Zuma II	2005-1998	874	RL82C	811	L82C	---	.028
CY50 Riva Jog	2001-1992	327	RL87YC	312	L87YC	---	.036
Majesty	2005	654	G59C	---	---	8698	.040
QT50 Yamahopper	1987-1979	806	L92YC	---	---	---	.024
SH50 Riva Razz	2001-1987	874	RL82C	811	L82C	---	.028
Vino	2005-2001	874	RL82C	811	L82C	---	.028
XC125 Riva	2001-1985	808	Z9Y	---	---	---	.024
XC180 Riva	1985-1983	809	RA6HC	---	---	8809	.028
XC200 Riva	1991-1987	809	RA6HC	---	---	8809	.028



Model/Engine	Year	Copper Plus®		Alternate Plug		Power Sport™	Gap
		Stk #	Plug Type	Stk #	Plug Type		
YAMAHA (cont)							
50CC							
CA50	1986-1983	327	RL87YC	312	L87YC	---	.028
CE50	1987-1986	327	RL87YC	312	L87YC	---	.040
CG50	1990-1988	327	RL87YC	312	L87YC	---	.040
CW50	1990-1988	327	RL87YC	312	L87YC	---	.028
CW50, CY50	2001	327	RL87YC	312	L87YC	---	.040
DT50	1990-1988	818	RN2C	805	N2C	8904	.032
Enduro	1990-1988	818	RN2C	805	N2C	8904	.032
LC50	1981-1980	806	L92YC	---	---	---	.028
PW50	2008-1990	929	RL95YC	---	---	---	.026
	1988-1981	929	RL95YC	---	---	---	.028
RX50	1983	883	QL78C	807	L78C	8883	.024
RX50L	1984	874	RL82C	811	L82C	---	.028
RX50N	1985	883	QL78C	807	L78C	8883	.028
SH50	2001	327	RL87YC	312	L87YC	---	.040
TTR50, TTR50E	2008-2006	808	Z9Y	---	---	---	.028
YJ50N	2002-2001	883	QL78C	807	L78C	8883	.028
YSR50	1992-1987	883	QL78C	807	L78C	8883	.028
YZ50	1980	104	RN4C	803	N4C	8902	.032
60CC							
JT Series	1975-1971	874	RL82C	811	L82C	---	.024
PW60N	1985	806	L92YC	---	---	---	.024
RD60	1975-1971	874	RL82C	811	L82C	---	.024
YZ60	1983-1981	818	RN2C	805	N2C	8904	.020
75CC							
U7E		830	RL86C	306	L86C	---	.024
80CC							
BW80 Big Wheel	1990-1986	814	RL82YC	328	L82YC	8814	.028
CV80	1987-1985	883	QL78C	807	L78C	8883	.028
	1984-1983	814	RL82YC	328	L82YC	8814	.028
DT80	1983-1981	874	RL82C	811	L82C	---	.028
G5S, G5T, G6S, G6SB, G7S, GT1		830	RL86C	306	L86C	---	.024
GT80, GTMX	1980-1974	874	RL82C	811	L82C	---	.028
LB80 (exc. IIH)	1978-1976	830	RL86C	306	L86C	---	.028
LB80-IIH Chappy	1978-1976	874	RL82C	811	L82C	---	.028
MX80	1982-1980	874	RL82C	811	L82C	---	.028
PW80	2006	312	L87YC	---	---	---	---
	2005-1983	327	RL87YC	312	L87YC	---	.026
TY80 Trials	1975-1974	814	RL82YC	328	L82YC	8814	.024
YZ80	2001-1984	686	C57	---	---	8902	.022
	1983-1976	818	RN2C	805	N2C	8904	.024
	1975-1974	874	RL82C	811	L82C	---	.024
90CC							
HS1B, HT1, HT1B Enduro		874	RL82C	811	L82C	---	.024
HT1BMX		818	RN2C	805	N2C	8904	.024
TT-R90	2005-2000	808	Z9Y	---	---	---	.024
TTR90E	2006	808	Z9Y	---	---	---	.028
	2005-2003	808	Z9Y	---	---	---	.024
100CC							
DT100	1983-1976	104	RN4C	803	N4C	8902	.024
	1975-1974	874	RL82C	811	L82C	---	.028
L5TA	1971-1969	883	QL78C	807	L78C	8883	.020
LS2 Street Twin	1972	874	RL82C	811	L82C	---	.024
LT2, LT2M, LT3	1974-1972	883	QL78C	807	L78C	8883	.024
LTMX	1974-1972	883	QL78C	807	L78C	8883	.024
MX100	1983-1979	104	RN4C	803	N4C	8902	.032
	1975-1974	880	RN3C	801	N3C	8902	.024
RS100	1976-1975	883	QL78C	807	L78C	8883	.024
RT100	2000-1990	880	RN3C	801	N3C	8902	.032
YZ100	1982	688	C61	---	---	8902	.024
	1981-1976	818	RN2C	805	N2C	8904	.024



Model/Engine	Year	Copper Plus®		Alternate Plug		Power Sport™	Gap
		Stk #	Plug Type	Stk #	Plug Type		
YAMAHA (cont)							
125CC							
All AT Models	1973-1969	880	RN3C	801	N3C	8902	.024
ATM, ATMX		818	RN2C	805	N2C	8904	.020
DT125	1981-1974	880	RN3C	801	N3C	8902	.032
F1	2001-1982	895	QN84	---	---	---	.024
IT125	1981-1980	818	RN2C	805	N2C	8904	.024
MX125	1976-1974	818	RN2C	805	N2C	8904	.024
RD125	1976	880	RN3C	801	N3C	8902	.028
	1975	883	QL78C	807	L78C	8883	.028
TA125	1977-1974	895	QN84	---	---	---	.024
TT-R125	2005-2000	808	Z9Y	---	---	---	.024
TT-R125E	2005-2003	808	Z9Y	---	---	---	.024
TTR125E	2008-2006	808	Z9Y	---	---	---	.028
TTR125L	2008-2006	808	Z9Y	---	---	---	.028
	2005-2000	808	Z9Y	---	---	---	.024
TTR125LE	2008-2006	808	Z9Y	---	---	---	.028
	2005-2003	808	Z9Y	---	---	---	.024
TZ125	1981-1980	895	QN84	---	---	---	.024
XC125	2001-2000	808	Z9Y	---	---	---	.024
XT125	1984-1982	809	RA6HC	---	---	8809	.028
YZ125	2008-2006	818	RN2C	805	N2C	8904	.028
	2005-1982	895	QN84	---	---	---	.024
	1981-1977	686	C57	---	---	8902	.024
	1976-1974	818	RN2C	805	N2C	8904	.024
YZ125X	1976	686	C57	---	---	8902	.024
175CC							
CT1, CT1B, CT1C, CT2, CT3	1973-1969	880	RN3C	801	N3C	8902	.024
DT175	1981-1980	818	RN2C	805	N2C	8904	.032
	1979-1974	880	RN3C	801	N3C	8902	.028
IT175	1983-1982	895	QN84	---	---	---	.024
	1981-1979	818	RN2C	805	N2C	8904	.024
	1978-1977	686	C57	---	---	8902	.024
MX175	1981-1979	880	RN3C	801	N3C	8902	.032
	1975-1974	880	RN3C	801	N3C	8902	.024
TY175	1979-1976	104	RN4C	803	N4C	8902	.024
YZ175	1976	818	RN2C	805	N2C	8904	.024
180CC							
RT180	1998-1990	818	RN2C	805	N2C	8904	.032
XC180	1985-1983	809	RA6HC	---	---	8809	.035
185CC							
SR185	1982-1981	810	RA8HC	---	---	8812	.028
200CC							
All CS Street Models	1972-1970	883	QL78C	807	L78C	8883	.024
BW200 Big Wheel	1988-1985	809	RA6HC	---	---	8809	.028
IT200N	1986-1984	895	QN84	---	---	---	.024
RD200	1978	686	C57	---	---	8902	.024
	1976	818	RN2C	805	N2C	8904	.028
	1975-1974	883	QL78C	807	L78C	8883	.024
TW200	2008-2006	809	RA6HC	---	---	---	.028
	2005-1987	809	RA6HC	---	---	8809	.024
WR200R	1993-1992	818	RN2C	805	N2C	8904	.024
XC200	1991-1987	810	RA8HC	---	---	8812	.035
	1986	809	RA6HC	---	---	8809	.035
XT200	1983-1982	809	RA6HC	---	---	8809	.028
225CC							
TT-R225	2004-1999	809	RA6HC	---	---	8809	.026
TT225	1987-1986	809	RA6HC	---	---	8809	.028
XT225	2006-1992	809	RA6HC	---	---	8809	.026
250CC							
DS6B, DS6C, DS7		883	QL78C	807	L78C	8883	.024



Model/Engine	Year	Copper Plus®		Alternate Plug		Power Sport™	Gap
		Stk #	Plug Type	Stk #	Plug Type		
YAMAHA (cont)							
250CC (cont)							
DT	1973-1972	880	RN3C	801	N3C	8902	.024
DT1 Models	1971-1968	880	RN3C	801	N3C	8902	.024
DT2	1973-1972	895	QN84	---	---	---	.024
DT250	1979-1974	880	RN3C	801	N3C	8902	.028
DT2M		880	RN3C	801	N3C	8902	.020
DT2MX	1972	880	RN3C	801	N3C	8902	.020
DT3	1973-1972	895	QN84	---	---	---	.024
DT3M		880	RN3C	801	N3C	8902	.020
IT250	1983-1977	818	RN2C	805	N2C	8904	.028
LC	1984	810	RA8HC	---	---	8812	.028
MX250	1975-1974	880	RN3C	801	N3C	8902	.024
RD250	1975-1973	874	RL82C	811	L82C	---	.024
SR250, SR250S, SR250T	1982-1980	332	RN7YC	813	N7YC	---	.032
SRX250	1988-1987	809	RA6HC	---	---	8809	.024
TT250	1983-1980	332	RN7YC	813	N7YC	---	.032
TTR230	2007-2006	809	RA6HC	---	---	---	.028
TTR250	2005-1999	653	G57C	---	---	8654	.032
TY250	1977-1974	104	RN4C	803	N4C	8902	.024
TY250L	1985-1983	123	RN5C	120	N5C	---	.024
TY250R	1993	123	RN5C	120	N5C	---	.025
TZ250	1995	818	RN2C	805	N2C	8904	.024
	1981-1974	686	C57	---	---	8902	.024
Virago 250	2005-1995	808	Z9Y	---	---	---	.024
WR250F	2005-2001	654	G59C	---	---	8698	.024
WR250FN	2001	654	G59C	---	---	8698	.024
WR250Z	1997-1992	688	C61	---	---	8902	.022
XL250	1993	123	RN5C	120	N5C	---	.025
XT250	1984	810	RA8HC	---	---	8812	.028
	1983-1980	332	RN7YC	813	N7YC	---	.032
XV250	2005-1995	808	Z9Y	---	---	---	.024
	1990-1988	808	Z9Y	---	---	---	.028
XV250 Virago	2008-2006	808	Z9Y	---	---	---	.028
YZ250	2005-1974	818	RN2C	805	N2C	8904	.024
	2001-1988	332	RN7YC	813	N7YC	---	.024
	1987-1982	895	QN84	---	---	---	.024
YZ250F	2005-2001	654	G59C	---	---	8698	.024
ZF	1997-1992	688	C61	---	---	8902	.022
350CC							
All R3		883	QL78C	807	L78C	8883	.024
BW350	1989-1987	809	RA6HC	---	---	8809	.024
R5, R5B, R5C		883	QL78C	807	L78C	8883	.024
RD350	1975-1973	883	QL78C	807	L78C	8883	.024
RZ350	1985-1983	880	RN3C	801	N3C	8902	.032
TR2B, TR3	1975-1972	686	C57	---	---	8902	.024
TT350	1987-1986	809	RA6HC	---	---	8809	.028
TY350	1986-1985	322	RN11YC4	302	N11YC	8415	.028
TZ350	1975-1972	686	C57	---	---	8902	.024
XT350	2000-1985	810	RA8HC	---	---	8812	.028
360CC							
DT360	1974	818	RN2C	805	N2C	8904	.028
MX360	1974-1973	880	RN3C	801	N3C	8902	.024
RT Series	1973-1970	880	RN3C	801	N3C	8902	.028
XS360, XS360-2	1977-1976	415	RN9YC	300	N9YC	8415	.032
YZ360	1975-1974	818	RN2C	805	N2C	8904	.024
400CC							
B	1975	818	RN2C	805	N2C	8904	.024
DT400	1979-1977	880	RN3C	801	N3C	8902	.028
	1976-1975	818	RN2C	805	N2C	8904	.024
FZR400	1990-1988	654	G59C	---	---	8698	.028
IT400	1979-1976	880	RN3C	801	N3C	8902	.032
MX400	1975	818	RN2C	805	N2C	8904	.024



Model/Engine	Year	Copper Plus®		Alternate Plug		Power Sport™	Gap
		Stk #	Plug Type	Stk #	Plug Type		
YAMAHA (cont)							
400CC (cont)							
R	1984	809	RA6HC	---	---	8809	.028
RD400	1979-1976	880	RN3C	801	N3C	8902	.032
WR400F	2000-1998	654	G59C	---	---	8698	.026
XS400	1984	809	RA6HC	---	---	8809	.028
	1981-1977	332	RN7YC	813	N7YC	---	.024
XS400-2	1981-1977	332	RN7YC	813	N7YC	---	.024
XS400S	1982-1980	332	RN7YC	813	N7YC	---	.024
YZ400	1979-1976	880	RN3C	801	N3C	8902	.024
YZ400F	1999-1998	654	G59C	---	---	8698	.026
425CC							
IT425	1980	880	RN3C	801	N3C	8902	.024
426CC							
WR426F	2002-2000	654	G59C	---	---	8698	.028
YZ426F	2002-2000	654	G59C	---	---	8698	.028
450CC							
WR450F	2005-2003	654	G59C	---	---	8698	.028
YZ450F	2011-2003	654	G59C	---	---	8698	.028
465CC							
IT465	1982-1981	880	RN3C	801	N3C	8902	.032
YZ465	1981-1980	880	RN3C	801	N3C	8902	.032
490CC							
IT490	1984-1983	880	RN3C	801	N3C	8902	.032
L	1984-1983	880	RN3C	801	N3C	8902	.032
YZ490	1990-1982	688	C61	---	---	8902	.024
500CC							
EN500	1993-1992	809	RA6HC	---	---	8809	.030
EX500	1993-1992	809	RA6HC	---	---	8809	.030
SR500	1981-1980	415	RN9YC	300	N9YC	8415	.032
	1979-1978	332	RN7YC	813	N7YC	---	.032
TT500	1981-1976	332	RN7YC	813	N7YC	---	.032
TX500	1974-1973	905	RA4HC	---	---	8809	.028
TZ500	1981-1980	686	C57	---	---	8902	.024
WR500	1993-1992	688	C61	---	---	8902	.024
XS500	1978-1975	810	RA8HC	---	---	8812	.028
XT500	1981-1980	415	RN9YC	300	N9YC	8415	.032
	1979-1976	332	RN7YC	813	N7YC	---	.032
XV500	1984-1983	415	RN9YC	300	N9YC	8415	.032
535CC							
A	1993-1987	332	RN7YC	813	N7YC	---	.025
EC	1993-1987	332	RN7YC	813	N7YC	---	.025
FC	1994	880	RN3C	801	N3C	8902	.025
S	2000-1995	332	RN7YC	813	N7YC	---	.026
SFC	1994	332	RN7YC	813	N7YC	---	.025
TC	1993-1987	332	RN7YC	813	N7YC	---	.025
Virago 535	2000-1995	332	RN7YC	813	N7YC	---	.026
XV535	2000-1995	332	RN7YC	813	N7YC	---	.026
	1993-1987	332	RN7YC	813	N7YC	---	.025
XV535F	1994	880	RN3C	801	N3C	8902	.025
XV535SF	1994	332	RN7YC	813	N7YC	---	.025
550CC							
R	1983-1981	810	RA8HC	---	---	8812	.028
XJ550	1983-1981	810	RA8HC	---	---	8812	.028
XT550	1983-1982	810	RA8HC	---	---	8812	.028
XZ550R	1983-1982	809	RA6HC	---	---	8809	.028
ZR550	1993-1992	905	RA4HC	---	---	8809	.028
600CC							
600SS	2005-2004	653	G57C	---	---	8654	.026
AC	1990-1986	809	RA6HC	---	---	8809	.028
E, EB, EBC	1996-1984	809	RA6HC	---	---	8809	.035



Model/Engine	Year	Copper Plus®		Alternate Plug		Power Sport™	Gap
		Stk #	Plug Type	Stk #	Plug Type		
YAMAHA (cont)							
600CC (cont)							
EF, EFC	1996-1984	809	RA6HC	---	---	8809	.035
FJ600L	1984	809	RA6HC	---	---	8809	.028
FJ600N	1985	809	RA6HC	---	---	8809	.028
FZ6	2005-2004	653	G57C	---	---	8654	.026
FZ600	1988-1986	809	RA6HC	---	---	8809	.028
FZR600	1999-1989	654	G59C	---	---	8698	.030
LC	2001-1999	654	G59C	---	---	8698	.032
	1984	809	RA6HC	---	---	8809	.028
N	2001-1999	654	G59C	---	---	8698	.032
	1986-1985	809	RA6HC	---	---	8809	.035
NC	2001-1999	654	G59C	---	---	8698	.032
	1985	809	RA6HC	---	---	8809	.028
R	1999-1989	654	G59C	---	---	8698	.030
S	1990-1986	809	RA6HC	---	---	8809	.028
	1986-1985	809	RA6HC	---	---	8809	.035
SC	2005-2004	653	G57C	---	---	8654	.026
	1990-1986	809	RA6HC	---	---	8809	.028
	1986	809	RA6HC	---	---	8809	.035
SRX600S	1986	809	RA6HC	---	---	8809	.035
ST, STC	2005-2004	653	G57C	---	---	8654	.026
T	1990-1986	809	RA6HC	---	---	8809	.028
TC	1990-1986	809	RA6HC	---	---	8809	.028
TT600	1986-1985	809	RA6HC	---	---	8809	.035
	1984-1983	810	RA8HC	---	---	8812	.028
U	1990-1986	809	RA6HC	---	---	8809	.028
UC	1990-1986	809	RA6HC	---	---	8809	.028
VK540ET	1993	818	RN2C	805	N2C	8904	.030
W, WC	1990-1986	809	RA6HC	---	---	8809	.028
XJ600S Seca II	1998-1992	654	G59C	---	---	8698	.030
XR600	1991-1984	809	RA6HC	---	---	8809	.035
XT600	1996-1984	809	RA6HC	---	---	8809	.035
YX600A	1990-1986	809	RA6HC	---	---	8809	.028
YZF-R6 L	2001-1999	654	G59C	---	---	8698	.032
YZF600R	2005-1995	654	G59C	---	---	8698	.032
650CC							
L	1983-1980	332	RN7YC	813	N7YC	---	.032
TS650	1977-1976	332	RN7YC	813	N7YC	---	.028
	1975	880	RN3C	801	N3C	8902	.028
TX650	1974-1973	104	RN4C	803	N4C	8902	.024
XJ650	1983-1980	332	RN7YC	813	N7YC	---	.032
XJ650L (Turbo)	1983-1980	415	RN9YC	300	N9YC	8415	.032
XS1	1972-1970	104	RN4C	803	N4C	8902	.024
XS1B, XS2	1972-1970	104	RN4C	803	N4C	8902	.024
XS650	1983-1976	332	RN7YC	813	N7YC	---	.032
	1975	880	RN3C	801	N3C	8902	.024
XS650-2, XS650-S	1983-1976	332	RN7YC	813	N7YC	---	.032
XVS65 V-Star	2001-1998	810	RA8HC	---	---	8812	.028
700CC							
FZ700	1987	809	RA6HC	---	---	8809	.035
FZX700	1987	809	RA6HC	---	---	8809	.035
XJ700	1986-1985	332	RN7YC	813	N7YC	---	.032
XJ700X	1986-1985	809	RA6HC	---	---	8809	.028
XV700 Virago	1987-1984	332	RN7YC	813	N7YC	---	.030
750CC							
FZ750	1988-1985	809	RA6HC	---	---	8809	.035
FZR750R	1988-1987	809	RA6HC	---	---	8809	.035
FZX750	1986	809	RA6HC	---	---	8809	.035
TX750	1979-1973	818	RN2C	805	N2C	8904	.028
TZ750	1979-1973	818	RN2C	805	N2C	8904	.028
XJ750	1983-1981	415	RN9YC	300	N9YC	8415	.032
XS750	1979-1974	415	RN9YC	300	N9YC	8415	.032



Model/Engine	Year	Copper Plus®		Alternate Plug		Power Sport™	Gap
		Stk #	Plug Type	Stk #	Plug Type		
YAMAHA (cont)							
750CC (cont)							
XV750	1997-1981	415	RN9YC	300	N9YC	8415	.032
YZF750R	1998-1994	653	G57C	---	---	8654	.032
850CC							
L	1981-1980	332	RN7YC	813	N7YC	---	.028
S	1981-1980	332	RN7YC	813	N7YC	---	.028
TDM850	1993-1992	905	RA4HC	---	---	8809	.030
XS850	1981-1980	332	RN7YC	813	N7YC	---	.028
900CC							
XJ900R	1983	332	RN7YC	813	N7YC	---	.032
920CC							
M	1983-1982	332	RN7YC	813	N7YC	---	.028
XV920	1983-1982	332	RN7YC	813	N7YC	---	.028
XV920R	1982-1981	332	RN7YC	813	N7YC	---	.028
1000CC							
FZ1	2005-2001	654	G59C	---	---	8698	.030
FZR1000	1996-1987	810	RA8HC	---	---	8815	.035
GTS1000A	1994-1993	809	RA6HC	---	---	8809	.035
XV1000	1996-1984	332	RN7YC	813	N7YC	---	.032
YZF-R1	2005-2004	654	G59C	---	---	8698	.035
	2001-1998	654	G59C	---	---	8698	.032
YZF-R1S	2005-2004	654	G59C	---	---	8698	.035
YZF1000R	1998-1997	809	RA6HC	---	---	8809	.035
1100CC							
FJ1100	1993-1984	809	RA6HC	---	---	8809	.032
S	1981-1978	415	RN9YC	300	N9YC	8415	.032
V-Star 1100	2002-1999	332	RN7YC	813	N7YC	---	.032
XJ1100	1983	415	RN9YC	300	N9YC	8415	.032
XS1100	1981-1978	415	RN9YC	300	N9YC	8415	.032
XS1100L	1981-1980	415	RN9YC	300	N9YC	8415	.032
XV1100	1999-1986	332	RN7YC	813	N7YC	---	.032
XVS1100 V-Star (Classic, Custom, Silverado)	2008-2006	332	RN7YC	---	---	---	.026
1200CC							
AD, ADE, AE, AEC	1993-1986	810	RA8HC	---	---	8812	.035
B	1993-1986	810	RA8HC	---	---	8812	.035
BC	1993-1986	810	RA8HC	---	---	8812	.035
FJ1200	1993-1986	810	RA8HC	---	---	8812	.035
S	1993-1986	810	RA8HC	---	---	8812	.035
SC	1993-1986	810	RA8HC	---	---	8812	.035
TDK	1985-1983	810	RA8HC	---	---	8812	.035
TK	1985-1983	810	RA8HC	---	---	8812	.035
VMX12 V-MAX	2001-1985	810	RA8HC	---	---	8819	.035
XVZ12	1985-1983	810	RA8HC	---	---	8812	.035
1300CC							
AT	2001-1996	810	RA8HC	---	---	8812	.032
Boulevard	2001-1996	810	RA8HC	---	---	8812	.032
CT	2005-1999	810	RA8HC	---	---	8812	.032
FJR1300	2005-2003	654	G59C	---	---	8698	.028
LT	2001-1996	810	RA8HC	---	---	8812	.032
LTC	2001-1996	810	RA8HC	---	---	8812	.032
Midnight Venture	2005-1999	810	RA8HC	---	---	8812	.032
Royal Star XVZ13A	2001-1996	810	RA8HC	---	---	8812	.032
Tour Deluxe	2005-1999	810	RA8HC	---	---	8812	.032
Venture	2005-1999	810	RA8HC	---	---	8812	.032
XV13TF	2005-1999	810	RA8HC	---	---	8812	.032
XVZ13	1993-1986	809	RA6HC	---	---	8809	.035
1600CC							
Midnight Star	2003-1999	810	RA8HC	---	---	8812	.035
Road Star	2003-1999	810	RA8HC	---	---	8812	.035
Silverado	2003-1999	810	RA8HC	---	---	8812	.035



Model/Engine	Year	Copper Plus®		Alternate Plug		Power Sport™	Gap
		Stk #	Plug Type	Stk #	Plug Type		
YAMAHA (cont)							
1600CC (cont)							
XV1600	2003-1999	810	RA8HC	---	---	8812	.035
1670CC							
Midnight	2005-2004	810	RA8HC	---	---	8812	.035
Road Star	2005-2004	810	RA8HC	---	---	8812	.035
Road Star Warrior	2005-2002	810	RA8HC	---	---	8812	.035
Silverado	2005-2004	810	RA8HC	---	---	8812	.035
YUMBO							
50CC							
Road Power 2S	2004	814	RL82YC	328	L82YC	8814	.028
Road Power 4S	2004	816	P7	---	---	---	.028
125CC							
Dakar	2004	809	RA6HC	---	---	8809	.028
F3000	2004	816	P7	---	---	---	.028
200CC							
Dakar	2004	809	RA6HC	---	---	8809	.028
ZUNDAPP							
50CC							
KS50 w-3/4" Reach Plug		818	RN2C	805	N2C	8904	.020
KS50 w-1/2" Reach Plug		883	QL78C	807	L78C	8883	.020
100CC							
100 1SDT		883	QL78C	807	L78C	8883	.020
Scrambler		883	QL78C	807	L78C	8883	.020
125CC							
All Models		883	QL78C	807	L78C	8883	.020



Model/Engine	Year	Copper Plus®		Alternate Plug		Power Sport™	Gap
		Stk #	Plug Type	Stk #	Plug Type		
ALOUETTE							
250CC							
Super Brute		919	QN19V	890	N19V	---	---
340CC							
Sno Duster		880	RN3C	801	N3C	8902	.020
Super Brute		919	QN19V	890	N19V	---	---
440CC							
Super Brute		919	QN19V	890	N19V	---	---
ALSPORT							
395CC							
Tracker w/JLO 395cc		509	D9	---	---	---	.030
400CC							
Tracker w/CCW 400cc		883	QL78C	807	L78C	8883	.030
440CC							
Tracker w/JLO 440cc		509	D9	---	---	---	.030
634CC							
Tracker w/Hirth 634cc		883	QL78C	807	L78C	8883	.030
ARCTIC CAT							
59CC							
Kitty Cat	1999-1985	830	RL86C	306	L86C	---	.028
	1981-1972	830	RL86C	306	L86C	---	.024
120CC							
F120	2008-2006	415	RN9YC	300	N9YC	8415	.028
Sno Pro 120	2010-2009	415	RN9YC	300	N9YC	8415	.028
Z120	2001-2000	415	RN9YC	300	N9YC	8415	.028
ZR120	2005-2002	415	RN9YC	300	N9YC	8415	.028
275CC							
Lynx 2000S	1980-1979	880	RN3C	801	N3C	8902	.024
339CC							
Bearcat 340	2000-1996	818	RN2C	805	N2C	8904	.028
Cheetah 340	1995-1994	818	RN2C	805	N2C	8904	.028
Jag 340	1999-1998	818	RN2C	805	N2C	8904	.028
Lynx 340	1993-1991	818	RN2C	805	N2C	8904	.028
	1992-1991	880	RN3C	801	N3C	8902	.028
Panther 340	2000-1998	818	RN2C	805	N2C	8904	.028
Puma 340	1997-1994	818	RN2C	805	N2C	8904	.028
	1992-1987	880	RN3C	801	N3C	8902	.028
Trail Cat 3000	1980-1979	818	RN2C	805	N2C	8904	.024
367CC							
Pantera 370	2001	818	RN2C	805	N2C	8904	.028
Panther 370	2008-2006	818	RN2C	805	N2C	8904	.028
Z370	2007-1999	818	RN2C	805	N2C	8904	.028
431CC							
Bearcat 440	2000-1996	818	RN2C	805	N2C	8904	.028
Cheetah 440	1994	818	RN2C	805	N2C	8904	.028
Jag 440	1999-1986	818	RN2C	805	N2C	8904	.028
	1981	818	RN2C	805	N2C	8904	.024
Panther 440	2002-1984	818	RN2C	805	N2C	8904	.028
	1981	818	RN2C	805	N2C	8904	.024
Super Jag 440	1992-1987	818	RN2C	805	N2C	8904	.028
Trail Cat 4000	1981-1980	818	RN2C	805	N2C	8904	.024
Z440	2006-1996	818	RN2C	805	N2C	8904	.028
ZR440	2004-1998	818	RN2C	805	N2C	8904	.028
436CC							
Cheetah 440	1993-1991	818	RN2C	805	N2C	8904	.028
Cougar 440	1993	818	RN2C	805	N2C	8904	.028
Cougar Mountain Cat 440	1994-1993	818	RN2C	805	N2C	8904	.028
El Tigre 5000	1988-1987	818	RN2C	805	N2C	8904	.028



Model/Engine	Year	Copper Plus®		Alternate Plug		Power Sport™	Gap
		Stk #	Plug Type	Stk #	Plug Type		
ARCTIC CAT (cont)							
436CC (cont)							
Pantera 440	1992-1986	818	RN2C	805	N2C	8904	.028
	1985	818	RN2C	805	N2C	8904	.024
Prowler 440	1995-1990	818	RN2C	805	N2C	8904	.028
Z440	1996-1990	818	RN2C	805	N2C	8904	.028
438CC							
Jag 440	1996	818	RN2C	805	N2C	8904	.028
Panther 440	1996	818	RN2C	805	N2C	8904	.028
Prowler 440	1996	818	RN2C	805	N2C	8904	.028
ZL440	2000-1997	818	RN2C	805	N2C	8904	.028
ZR440	1998-1996	818	RN2C	805	N2C	8904	.028
497CC							
Mountain Cat 500	2002-2001	818	RN2C	805	N2C	8904	.028
Powder Special 500	2000-1999	818	RN2C	805	N2C	8904	.028
ZL500	2002-1998	818	RN2C	805	N2C	8904	.028
ZR500	2002-1998	818	RN2C	805	N2C	8904	.028
499CC							
Crossfire 500	2008-2007	818	RN2C	805	N2C	8904	.028
F5 Firecat	2008-2003	818	RN2C	805	N2C	8904	.028
M5 Mountain Cat	2006-2005	818	RN2C	805	N2C	8904	.028
SaberCat 500	2006-2004	818	RN2C	805	N2C	8904	.028
500CC							
Cheetah 500	1990-1986	818	RN2C	805	N2C	8904	.028
Cougar 500	1990-1985	818	RN2C	805	N2C	8904	.028
El Tigre 5000	1981	818	RN2C	805	N2C	8904	.024
El Tigre 6000	1985-1981	818	RN2C	805	N2C	8904	.024
Pantera 500	1981	818	RN2C	805	N2C	8904	.024
Panther 500	1988-1986	818	RN2C	805	N2C	8904	.028
529CC							
Cheetah 530	1988-1986	818	RN2C	805	N2C	8904	.028
El Tigre 6000	1989-1986	818	RN2C	805	N2C	8904	.028
El Tigre EXT	1991-1989	818	RN2C	805	N2C	8904	.028
550CC							
Bearcat 550	2003-1995	818	RN2C	805	N2C	8904	.028
Cheetah 550	1994	818	RN2C	805	N2C	8904	.028
Cougar 550	1998-1995	818	RN2C	805	N2C	8904	.028
Cougar Mountain Cat 550	1998-1995	818	RN2C	805	N2C	8904	.028
EXT 550	1993	818	RN2C	805	N2C	8904	.028
EXT 550 Mountain Cat	1993-1992	818	RN2C	805	N2C	8904	.028
EXT Special 550	1992-1991	818	RN2C	805	N2C	8904	.028
Pantera 550	1995-1993	818	RN2C	805	N2C	8904	.028
Panther 550	2005-1997	818	RN2C	805	N2C	8904	.028
ZL550	2004-2001	818	RN2C	805	N2C	8904	.028
565CC							
Bearcat 570	2008-2006	818	RN2C	805	N2C	8904	.028
F570	2008	818	RN2C	805	N2C	8904	.028
Panther 570	2007-2006	818	RN2C	805	N2C	8904	.028
Z570	2007-2006	818	RN2C	805	N2C	8904	.028
570CC							
Bearcat 570	2005	818	RN2C	805	N2C	8904	.028
Mountain Cat	2005-2002	818	RN2C	805	N2C	8904	.028
Panther 570	2005-2002	818	RN2C	805	N2C	8904	.028
Z570	2005-2002	818	RN2C	805	N2C	8904	.028
580CC							
EXT 580	1999-1993	818	RN2C	805	N2C	8904	.028
EXT 580 Mountain Cat	1996-1993	818	RN2C	805	N2C	8904	.028
EXT 580 Powder Special	1997-1995	818	RN2C	805	N2C	8904	.028
Pantera 580	2002-1995	818	RN2C	805	N2C	8904	.028
ZR580	1997-1993	818	RN2C	805	N2C	8904	.028



Model/Engine	Year	Copper Plus®		Alternate Plug		Power Sport™	Gap
		Stk #	Plug Type	Stk #	Plug Type		
ARCTIC CAT (cont)							
594CC							
EXT 600	2001-1997	818	RN2C	805	N2C	8904	.028
Powder Extreme 600	1998-1997	818	RN2C	805	N2C	8904	.028
ZRT600	2002-1996	818	RN2C	805	N2C	8904	.028
599CC							
Crossfire 600	2008-2006	818	RN2C	805	N2C	8904	.028
EXT 600	2005-2004	818	RN2C	805	N2C	8904	.028
F6 Firecat	2008-2004	818	RN2C	805	N2C	8904	.028
M6 Mountain Cat	2007-2005	818	RN2C	805	N2C	8904	.028
Mountain Cat 600	2004-2001	818	RN2C	805	N2C	8904	.028
Powder Special 600	2001-1998	818	RN2C	805	N2C	8904	.028
SaberCat 600	2006-2004	818	RN2C	805	N2C	8904	.028
ZL600	2003-1998	818	RN2C	805	N2C	8904	.028
ZR600	2003-1998	818	RN2C	805	N2C	8904	.028
650CC							
Wildcat 650	1990-1988	818	RN2C	805	N2C	8904	.028
698CC							
Crossfire 700	2006	818	RN2C	805	N2C	8904	.028
F7 Firecat	2006-2003	818	RN2C	805	N2C	8904	.028
M7 Mountain Cat	2006-2005	818	RN2C	805	N2C	8904	.028
SaberCat 700	2006-2004	818	RN2C	805	N2C	8904	.028
700CC							
Mountain Cat 700	1996-1991	818	RN2C	805	N2C	8904	.028
Powder Special 700	2000-1999	818	RN2C	805	N2C	8904	.028
Wildcat 700	1996-1991	818	RN2C	805	N2C	8904	.028
ZL700	2000	818	RN2C	805	N2C	8904	.028
ZR700	2000-1994	818	RN2C	805	N2C	8904	.028
785CC							
ZL800	2003-1995	818	RN2C	805	N2C	8904	.028
ZR800	2004-1995	818	RN2C	805	N2C	8904	.028
ZRT800	2001-1995	818	RN2C	805	N2C	8904	.028
794CC							
Crossfire 800	2008-2007	818	RN2C	805	N2C	8904	.028
F8 Firecat	2011-2007	818	RN2C	805	N2C	8904	.028
M8 Mountain Cat	2007	818	RN2C	805	N2C	8904	.028
Mountain Cat 800	2002-1998	818	RN2C	805	N2C	8904	.028
Pantera 800	2002-1998	818	RN2C	805	N2C	8904	.028
862CC							
King Cat 900	2006-2004	818	RN2C	805	N2C	8904	.028
Mountain Cat 900 1M	2004-2003	818	RN2C	805	N2C	8904	.028
ZR900	2006-2003	818	RN2C	805	N2C	8904	.028
896CC							
Thundercat 900	1997-1993	818	RN2C	805	N2C	8904	.024
999CC							
Crossfire 1000	2010-2007	818	RN2C	805	N2C	8904	.024
F1000	2009-2007	818	RN2C	805	N2C	8904	.024
M1000	2010-2007	818	RN2C	805	N2C	8904	.024
Mountain Cat 1000	2002-1998	818	RN2C	805	N2C	8904	.024
Pantera 1000	2001-2000	818	RN2C	805	N2C	8904	.024
Thundercat 1000	2002-1998	818	RN2C	805	N2C	8904	.024
BLADE							
600CC							
1W-X	2002	818	RN2C	805	N2C	8904	.028
6x2	2001	818	RN2C	805	N2C	8904	.028
Striker X	2002	818	RN2C	805	N2C	8904	.028
700CC							
1W-X	2002	818	RN2C	805	N2C	8904	.028
7x2	2001-2000	818	RN2C	805	N2C	8904	.028



Model/Engine	Year	Copper Plus®		Alternate Plug		Power Sport™	Gap
		Stk #	Plug Type	Stk #	Plug Type		
BLADE (cont)							
700CC (cont)							
Hylander X	2002	818	RN2C	805	N2C	8904	.028
Striker X	2002	818	RN2C	805	N2C	8904	.028
800CC							
1W-X	2002	818	RN2C	805	N2C	8904	.028
8x2	2001	818	RN2C	805	N2C	8904	.028
Hylander X	2002	818	RN2C	805	N2C	8904	.028
Striker X	2002	818	RN2C	805	N2C	8904	.028
BOA SKI							
292CC							
MKI 292		818	RN2C	805	N2C	8904	.024
340CC							
MKIII 340		818	RN2C	805	N2C	8904	.024
440CC							
MKII 440		818	RN2C	805	N2C	8904	.024
BOLENS							
292CC							
292, 295 w/Gutbrod Engine		874	RL82C	811	L82C	---	.024
R295 w/Gutbrod Engine		874	RL82C	811	L82C	---	.024
315CC							
315 w/Gutbrod Engine		874	RL82C	811	L82C	---	.024
336CC							
340 w/Gutbrod Engine		874	RL82C	811	L82C	---	.024
R340 w/Gutbrod Engine		874	RL82C	811	L82C	---	.024
396CC							
399 w/Gutbrod Engine		883	QL78C	807	L78C	8883	.024
R399 w/Gutbrod Engine		883	QL78C	807	L78C	8883	.024
438CC							
440 w/Gutbrod Engine		883	QL78C	807	L78C	8883	.024
R440 w/Gutbrod Engine		883	QL78C	807	L78C	8883	.024
BRUT							
294CC							
LC29		880	RN3C	801	N3C	8902	.024
335CC							
LC34		880	RN3C	801	N3C	8902	.024
439CC							
LC44		880	RN3C	801	N3C	8902	.024
CHAPARRAL							
242CC							
25C		880	RN3C	801	N3C	8902	.020
292CC							
292, 292SS, 295		880	RN3C	801	N3C	8902	.020
339CC							
340, 340SS		818	RN2C	805	N2C	8904	.020
SSX 340		818	RN2C	805	N2C	8904	.020
394CC							
400 w-3/4" Reach Plug		818	RN2C	805	N2C	8904	.020
400 w-1/2" Reach Plug		883	QL78C	807	L78C	8883	.020
400SS w-3/4" Reach Plug		818	RN2C	805	N2C	8904	.020
400SS w-1/2" Reach Plug		883	QL78C	807	L78C	8883	.020
438CC							
440 w-3/4" Reach Plug		818	RN2C	805	N2C	8904	.020
440 w-1/2" Reach Plug		883	QL78C	807	L78C	8883	.020
440SS w-3/4" Reach Plug		818	RN2C	805	N2C	8904	.020
440SS w-1/2" Reach Plug		883	QL78C	807	L78C	8883	.020



Model/Engine	Year	Copper Plus®		Alternate Plug		Power Sport™	Gap
		Stk #	Plug Type	Stk #	Plug Type		
CHAPARRAL (cont)							
438CC (cont)							
SSX 440		818	RN2C	805	N2C	8904	.020
440CC							
440 Racing		944	QL55C	679	L55C	---	.020
SSX 440		944	QL55C	679	L55C	---	.020
650CC							
650 Racing		944	QL55C	679	L55C	---	.020
EVINRUDE							
399CC							
400	1975-1974	831	UL77V	---	---	---	---
400, 400S	1976	898	QL76V	827	L76V	---	---
436CC							
440	1975-1974	831	UL77V	---	---	---	---
440, 440S	1976	898	QL76V	827	L76V	---	---
646CC							
650	1976	898	QL76V	827	L76V	---	---
	1975-1974	831	UL77V	---	---	---	---
650S	1976	898	QL76V	827	L76V	---	---
	1975-1974	831	UL77V	---	---	---	---
HARLEY-DAVIDSON (AMF)							
398CC							
400		919	QN19V	890	N19V	---	---
440CC							
440		919	QN19V	890	N19V	---	---
JOHN DEERE							
300	1975-1974	880	RN3C	801	N3C	8902	.020
400	1975-1974	818	RN2C	805	N2C	8904	.020
	1973-1972	874	RL82C	811	L82C	---	.020
500	1975-1974	880	RN3C	801	N3C	8902	.020
	1973-1972	874	RL82C	811	L82C	---	.020
600	1975-1974	818	RN2C	805	N2C	8904	.020
	1973-1972	874	RL82C	811	L82C	---	.020
800, JDX4	1975-1974	818	RN2C	805	N2C	8904	.020
JDX4	1973-1972	880	RN3C	801	N3C	8902	.020
JDX8	1975-1974	818	RN2C	805	N2C	8904	.020
	1975-1972	883	QL78C	807	L78C	8883	.020
X6	1975-1974	818	RN2C	805	N2C	8904	.020
292CC							
300 Green Machine	1977-1976	880	RN3C	801	N3C	8902	.020
338CC							
340 Spitfire	1979-1978	880	RN3C	801	N3C	8902	.020
339CC							
340 Cyclone	1978-1977	686	C57	---	---	---	.020
340 Cyclone, 340 Liquifire	1976	919	QN19V	890	N19V	---	---
340 Trailfire F/C	1979	880	RN3C	801	N3C	8902	.020
400 Green Machine	1977	686	C57	---	---	---	.020
	1976	919	QN19V	890	N19V	---	---
Liquidator 340	1978-1976	919	QN19V	890	N19V	---	---
Liquifire 340	1978-1977	686	C57	---	---	---	.020
Snowfire	1984-1983	880	RN3C	801	N3C	8902	.020
Spitfire	1983-1980	880	RN3C	801	N3C	8902	.030
Sprintfire	1984-1983	818	RN2C	805	N2C	8904	.020
Trailfire	1983-1982	880	RN3C	801	N3C	8902	.030
Trailfire 340	1981-1980	880	RN3C	801	N3C	8902	.030
436CC							
Liquifire	1984-1980	818	RN2C	805	N2C	8904	.020
Sportfire	1984-1980	818	RN2C	805	N2C	8904	.020



Model/Engine	Year	Copper Plus®		Alternate Plug		Power Sport™	Gap
		Stk #	Plug Type	Stk #	Plug Type		
JOHN DEERE (cont)							
436CC (cont)							
Trailfire 440	1981-1979	880	RN3C	801	N3C	8902	.020
Trailfire LX	1984-1982	880	RN3C	801	N3C	8902	.020
438CC							
440 Cyclone	1978-1977	686	C57	---	---	---	.020
	1976	919	QN19V	890	N19V	---	---
440 Liquifire	1977	686	C57	---	---	---	.020
	1976	919	QN19V	890	N19V	---	---
440 Liquifire L/C	1978	686	C57	---	---	---	.020
JOHNSON							
399CC							
JX400	1976	898	QL76V	827	L76V	---	---
	1975-1974	831	UL77V	---	---	---	---
SR400	1976	898	QL76V	827	L76V	---	---
436CC							
JX440	1976	898	QL76V	827	L76V	---	---
	1975-1974	831	UL77V	---	---	---	---
SR440	1976	898	QL76V	827	L76V	---	---
646CC							
650S	1975-1974	831	UL77V	---	---	---	---
JX650	1976	898	QL76V	827	L76V	---	---
	1975-1974	831	UL77V	---	---	---	---
SR650	1976	898	QL76V	827	L76V	---	---
KAWASAKI							
338CC							
SST (SB340-A1)	1977	818	RN2C	805	N2C	8904	.030
339CC							
Astro (SA340-A1)	1977	880	RN3C	801	N3C	8902	.030
Drifter 340	1981-1979	880	RN3C	801	N3C	8902	.030
F/A	1981-1979	880	RN3C	801	N3C	8902	.030
Invader 340	1980-1978	818	RN2C	805	N2C	8904	.024
Inviter 340	1978	880	RN3C	801	N3C	8902	.030
433CC							
SST (SB440-A1)	1977	818	RN2C	805	N2C	8904	.030
436CC							
Astro (SA440-A1)	1977	880	RN3C	801	N3C	8902	.030
Drifter 440	1981-1979	818	RN2C	805	N2C	8904	.024
Intriguer 440	1978	818	RN2C	805	N2C	8904	.030
Intruder 440	1982-1978	818	RN2C	805	N2C	8904	.030
Invader 440	1981-1978	818	RN2C	805	N2C	8904	.024
LTD 440	1982-1981	818	RN2C	805	N2C	8904	.024
550CC							
Interceptor	1982	818	RN2C	805	N2C	8904	.024
MASSEY-FERGUSON							
294CC							
Chinook 300	1977	818	RN2C	805	N2C	8904	.024
339CC							
Whirlwind 340	1977	818	RN2C	805	N2C	8904	.024
428CC							
Storm 440	1977	880	RN3C	801	N3C	8902	.024
Whirlwind 440	1977	880	RN3C	801	N3C	8902	.024



Model/Engine	Year	Copper Plus®		Alternate Plug		Power Sport™	Gap
		Stk #	Plug Type	Stk #	Plug Type		
MERCURY							
250CC							
250 S/T	1976	919	QN19V	890	N19V	---	---
338CC							
340 S/R	1975-1974	880	RN3C	801	N3C	8902	.020
339CC							
340 S/T	1976	919	QN19V	890	N19V	---	---
T/T	1976	919	QN19V	890	N19V	---	---
399CC							
220	1970	824	UL18V	---	---	---	---
436CC							
440 S/T	1976	919	QN19V	890	N19V	---	---
T/T	1976	919	QN19V	890	N19V	---	---
438CC							
440 S/R	1975-1974	880	RN3C	801	N3C	8902	.020
M/X	1975-1974	880	RN3C	801	N3C	8902	.020
439CC							
250	1971-1969	824	UL18V	---	---	---	---
644CC							
Hurricane	1975-1973	898	QL76V	827	L76V	---	---
	1972	506	D6	---	---	---	.020
MK I, MK II	1975-1973	898	QL76V	827	L76V	---	---
MOTO-SKI							
247CC							
Cadet 250	1975-1973	874	RL82C	811	L82C	---	.020
Sonic 245	1976	883	QL78C	807	L78C	8883	.020
Spirit 250 M	1978-1976	509	D9	---	---	---	.020
250CC							
Spirit	1983-1979	509	D9	---	---	---	.020
Spirit M	1982-1980	509	D9	---	---	---	.020
269CC							
Mirage I	1982-1980	818	RN2C	805	N2C	8904	.020
294CC							
Capri 295 S	1974	883	QL78C	807	L78C	8883	.020
Capri 296	1973	883	QL78C	807	L78C	8883	.020
F 296	1973	883	QL78C	807	L78C	8883	.020
Futura 295	1974	880	RN3C	801	N3C	8902	.020
Mirage 300	1979-1978	874	RL82C	811	L82C	---	.020
295CC							
Nuvik 300 T	1977-1976	883	QL78C	807	L78C	8883	.020
Nuvik 305	1975	883	QL78C	807	L78C	8883	.020
336CC							
Capri 340 B	1973	883	QL78C	807	L78C	8883	.020
F 340	1973	883	QL78C	807	L78C	8883	.020
S	1973	883	QL78C	807	L78C	8883	.020
Zephyr 340	1973	883	QL78C	807	L78C	8883	.020
337CC							
Sonic 340	1978-1977	818	RN2C	805	N2C	8904	.020
339CC							
Futura 340	1975-1974	883	QL78C	807	L78C	8883	.020
Nuvik 340	1979-1975	883	QL78C	807	L78C	8883	.020
Nuvik 340E	1979-1976	883	QL78C	807	L78C	8883	.020
Super Sonic 340 L/C	1980-1979	818	RN2C	805	N2C	8904	.020
Super Sonic L/C	1981-1980	818	RN2C	805	N2C	8904	.020
368CC							
Futura 300	1982	880	RN3C	801	N3C	8902	.020
Mirage II, Mirage II E	1983-1980	818	RN2C	805	N2C	8904	.020
Mirage Special	1982-1980	818	RN2C	805	N2C	8904	.020



Model/Engine	Year	Copper Plus®		Alternate Plug		Power Sport™	Gap
		Stk #	Plug Type	Stk #	Plug Type		
MOTO-SKI (cont)							
377CC							
Mirage III	1985	818	RN2C	805	N2C	8904	.020
399CC							
400E	1979-1977	818	RN2C	805	N2C	8904	.020
Futura 400	1979-1977	818	RN2C	805	N2C	8904	.020
Grand Sport TS 400	1975-1974	818	RN2C	805	N2C	8904	.020
S 399	1973	818	RN2C	805	N2C	8904	.020
435CC							
Capri 440 B	1973	874	RL82C	811	L82C	---	.020
S	1973	874	RL82C	811	L82C	---	.020
Zephyr 440	1973	874	RL82C	811	L82C	---	.020
436CC							
Chimo 440	1975-1974	818	RN2C	805	N2C	8904	.020
Futura 440	1975-1974	818	RN2C	805	N2C	8904	.020
Grand Sport 440	1975-1974	818	RN2C	805	N2C	8904	.020
TS	1975-1974	818	RN2C	805	N2C	8904	.020
437CC							
440E	1977	506	D6	---	---	---	.020
F 440	1973	874	RL82C	811	L82C	---	.020
Futura 440	1979-1974	506	D6	---	---	---	.020
Futura 440 E	1979-1976	506	D6	---	---	---	.020
Futura 444 L/C	1979-1978	880	RN3C	801	N3C	8902	.020
Nuvik 440	1977	506	D6	---	---	---	.020
S 440	1973	818	RN2C	805	N2C	8904	.020
Ultra Sonic 454	1982-1981	818	RN2C	805	N2C	8904	.020
Ultra Sonic L/C	1980	818	RN2C	805	N2C	8904	.020
462CC							
Futura 464 L/C	1982-1980	880	RN3C	801	N3C	8902	.020
497CC							
500E	1983-1980	818	RN2C	805	N2C	8904	.020
Futura 500	1983-1980	818	RN2C	805	N2C	8904	.020
Grand Prix Special	1981-1980	818	RN2C	805	N2C	8904	.020
	1979	818	RN2C	805	N2C	8904	.016
Grand Prix Special MX	1981	818	RN2C	805	N2C	8904	.020
ONTARIO							
340CC							
Super Shark 340		880	RN3C	801	N3C	8902	.024
400CC							
Shark 400		880	RN3C	801	N3C	8902	.024
440CC							
Shark 440		880	RN3C	801	N3C	8902	.024
Super Shark 440		880	RN3C	801	N3C	8902	.024
POLARIS							
121CC							
120 Assault	2011	104	RN4C	803	N4C	8902	.028
120 Dragon	2010-2007	104	RN4C	803	N4C	8902	.028
120 Pro X	2006-2005	104	RN4C	803	N4C	8902	.028
Indy 120	2004-2002	104	RN4C	803	N4C	8902	.028
XCR 120	2002-2000	104	RN4C	803	N4C	8902	.028
244CC							
Indy Starlite	1995-1991	818	RN2C	805	N2C	8904	.020
Indy Starlite GT	1994-1993	818	RN2C	805	N2C	8904	.020
LongTrack	1988	880	RN3C	801	N3C	8902	.020
Star	1990-1983	880	RN3C	801	N3C	8902	.020
StarTrak	1990-1988	880	RN3C	801	N3C	8902	.020
250CC							
Gemini 250	1980	818	RN2C	805	N2C	8904	.020



Model/Engine	Year	Copper Plus®		Alternate Plug		Power Sport™	Gap
		Stk #	Plug Type	Stk #	Plug Type		
POLARIS (cont)							
339CC							
340 Classic	2007-2006	818	RN2C	805	N2C	8904	.028
340 Deluxe	2002-1984	818	RN2C	805	N2C	8904	.028
340 Edge Classic	2005-2003	818	RN2C	805	N2C	8904	.028
340 Indy Lite GT	1995-1993	818	RN2C	805	N2C	8904	.028
340 Sport GT	1992-1990	818	RN2C	805	N2C	8904	.028
340 Touring	2007-2006	818	RN2C	805	N2C	8904	.028
Indy 340	2005-1999	818	RN2C	805	N2C	8904	.028
Indy 340 Edge	2005-2003	818	RN2C	805	N2C	8904	.028
Indy Lite	2002-1984	818	RN2C	805	N2C	8904	.028
Indy Lite Touring	1999-1998	818	RN2C	805	N2C	8904	.028
Sprint E/S	1991-1984	880	RN3C	801	N3C	8902	.020
Touring	2005-1999	818	RN2C	805	N2C	8904	.028
398CC							
Indy 400	1991-1987	818	RN2C	805	N2C	8904	.020
430CC							
Indy 400 Pro X L/C	2004-2003	818	RN2C	805	N2C	8904	.020
432CC							
Indy 440	1998-1992	880	RN3C	801	N3C	8902	.028
Indy Sport	1999-1991	818	RN2C	805	N2C	8904	.028
Indy Sport GT	1992-1991	818	RN2C	805	N2C	8904	.020
Indy Sport Touring	1999-1995	818	RN2C	805	N2C	8904	.028
Indy Super Sport	1997-1994	818	RN2C	805	N2C	8904	.020
Indy Tran Sport	1999-1995	818	RN2C	805	N2C	8904	.028
Indy XCF	1998	818	RN2C	805	N2C	8904	.020
LongTrail	1994-1987	818	RN2C	805	N2C	8904	.020
436CC							
PM		104	RN4C	803	N4C	8902	.020
438CC							
440 Pro X	2004-2003	954	RN57YCC	---	---	8900	.028
Indy 440 XCR	2001-1999	954	RN57YCC	---	---	8900	.028
	1998-1995	818	RN2C	805	N2C	8904	.028
Indy XCF	1999	415	RN9YC	300	N9YC	8415	.020
440CC							
440 L/C	1996-1995	880	RN3C	801	N3C	8902	.024
440 Pro XR	2005	954	RN57YCC	---	---	8900	.024
440 XCR SP	1996-1995	818	RN2C	805	N2C	8904	.024
Indy XCF	1997	818	RN2C	805	N2C	8904	.028
SKS	1996-1995	880	RN3C	801	N3C	8902	.024
488CC							
500	2004-1993	880	RN3C	801	N3C	8902	.028
500 Classic, 500 Indy	2006	880	RN3C	801	N3C	8902	.028
500 RMK	1999-1996	880	RN3C	801	N3C	8902	.028
500 Widetrak LX	2006	880	RN3C	801	N3C	8902	.028
Classic	2006	880	RN3C	801	N3C	8902	.028
Deluxe	1999-1987	818	RN2C	805	N2C	8904	.028
Edge	2005-2003	880	RN3C	801	N3C	8902	.028
Indy 500	2006-1989	880	RN3C	801	N3C	8902	.028
Indy 500 Classic	1992-1989	880	RN3C	801	N3C	8902	.020
Indy 500 EFI	1997-1993	880	RN3C	801	N3C	8902	.028
Indy 500 RMK	1999-1996	880	RN3C	801	N3C	8902	.028
Indy 500 SKS	1997-1989	880	RN3C	801	N3C	8902	.028
Indy 500 SP	1992-1987	818	RN2C	805	N2C	8904	.020
Indy 500 Wide Trak	1993-1990	818	RN2C	805	N2C	8904	.020
Indy Classic, Indy Classic Touring	2004-1993	880	RN3C	801	N3C	8902	.028
Indy Super Sport	1998-1997	818	RN2C	805	N2C	8904	.028
Indy Trail	1999-1987	818	RN2C	805	N2C	8904	.028
Indy Trail Touring	1999-1996	880	RN3C	801	N3C	8902	.028
Indy Wide Trak LX	2004-1994	880	RN3C	801	N3C	8902	.028
Indy WideTrak GT	1997-1994	818	RN2C	805	N2C	8904	.028



Model/Engine	Year	Copper Plus®		Alternate Plug		Power Sport™	Gap
		Stk #	Plug Type	Stk #	Plug Type		
POLARIS (cont)							
488CC (cont)							
Super Trak	1997-1989	880	RN3C	801	N3C	8902	.028
500CC							
45th Anniversary	2000	954	RN57YCC	---	---	8900	.028
500 RMK	2004-2000	818	RN2C	805	N2C	8904	.028
500 SKS	1996-1995	880	RN3C	801	N3C	8902	.028
500 XC	2005-1999	954	RN57YCC	---	---	8900	.028
500 XC SP	2007-2006	954	RN57YCC	---	---	8900	.024
	2005-1999	954	RN57YCC	---	---	8900	.028
500 XP SC	2006	954	RN57YCC	---	---	8900	.024
544CC							
550 Classic	2006	818	RN2C	805	N2C	8904	.028
550 Edge LX	2007	818	RN2C	805	N2C	8904	.028
550 IQ LXT	2011	818	RN2C	805	N2C	8904	.028
550 IQ Shift	2011-2009	818	RN2C	805	N2C	8904	.028
550 LX	2008-2007	818	RN2C	805	N2C	8904	.028
550 Shift	2011	818	RN2C	805	N2C	8904	.028
550 Super Sport	2008-2006	818	RN2C	805	N2C	8904	.028
550 Super Sport M-10	2006	818	RN2C	805	N2C	8904	.028
550 Trail RMK, 550 Trail Touring	2010-2006	818	RN2C	805	N2C	8904	.028
550 Trail Touring Deluxe	2007-2006	818	RN2C	805	N2C	8904	.028
550 Transport	2009	818	RN2C	805	N2C	8904	.028
Indy 550 Classic	2005-2002	818	RN2C	805	N2C	8904	.028
Indy 550 Pro X	2005-2004	818	RN2C	805	N2C	8904	.028
Indy Sport	2004-2000	818	RN2C	805	N2C	8904	.028
Indy Super Sport	2004-1999	818	RN2C	805	N2C	8904	.028
Supersport	2006	818	RN2C	805	N2C	8904	.028
Trail RMK	2004-1999	818	RN2C	805	N2C	8904	.028
Trail Touring	2004-2000	818	RN2C	805	N2C	8904	.028
579CC							
Indy XLT	1994-1993	818	RN2C	805	N2C	8904	.020
593CC							
600 Classic Edge	2004-2000	954	RN57YCC	---	---	8900	.028
600 Pro X	2004-2003	954	RN57YCC	---	---	8900	.028
600 XC	1999-1998	818	RN2C	805	N2C	8904	.028
Aniv.	2004-1999	954	RN57YCC	---	---	8900	.028
Indy 600 RMK	1999-1998	818	RN2C	805	N2C	8904	.028
Indy 600 XC SP	2004-1999	954	RN57YCC	---	---	8900	.028
597CC							
600 Triumph	2000	818	RN2C	805	N2C	8904	.028
Classic	1999-1995	880	RN3C	801	N3C	8902	.028
Indy 600 XC	1997	818	RN2C	805	N2C	8904	.028
Indy 600 XCR	1997-1995	818	RN2C	805	N2C	8904	.028
Indy 600 XLT	1987-1984	818	RN2C	805	N2C	8904	.020
Indy XLT	1999-1995	880	RN3C	801	N3C	8902	.028
Indy XLT Limited	1998-1997	880	RN3C	801	N3C	8902	.028
Indy XLT LTD Special	1999-1995	880	RN3C	801	N3C	8902	.028
Indy XLT RMK	1997-1996	880	RN3C	801	N3C	8902	.028
Indy XLT SKS	1997-1995	880	RN3C	801	N3C	8902	.028
Indy XLT Touring	1999-1995	880	RN3C	801	N3C	8902	.028
SE	1997-1995	818	RN2C	805	N2C	8904	.028
599CC							
50th Anniversary	2005	954	RN57YCC	---	---	8900	.028
600 Classic	2006	954	RN57YCC	---	---	8900	.028
600 Dragon IQ	2008	954	RN57YCC	---	---	8900	.028
600 Dragon SP	2009	954	RN57YCC	---	---	8900	.028
600 Dragon Switchback	2010-2008	954	RN57YCC	---	---	8900	.028
600 Fusion, 600 HO Fusion	2006	954	RN57YCC	---	---	8900	.028
600 HO IQ Shift	2008	954	RN57YCC	---	---	8900	.028
600 HO IQ Touring CFI	2007	954	RN57YCC	---	---	8900	.028
600 HO IQ, 600 HO IQ CFI, 600 HO IQ LX CFI	2007	954	RN57YCC	---	---	8900	.028



Model/Engine	Year	Copper Plus®		Alternate Plug		Power Sport™	Gap
		Stk #	Plug Type	Stk #	Plug Type		
POLARIS (cont)							
599CC (cont)							
600 HO RMK	2008-2007	954	RN57YCC	---	---	8900	.028
600 HO RR	2008	954	RN57YCC	---	---	8900	.028
600 HO Switchback, 600 HO Switchback CFI	2007	954	RN57YCC	---	---	8900	.028
600 IQ	2010-2009	954	RN57YCC	---	---	8900	.028
600 IQ LX	2008	954	RN57YCC	---	---	8900	.028
600 IQ LXT	2011	954	RN57YCC	---	---	8900	.028
600 IQ Shift	2011-2009	954	RN57YCC	---	---	8900	.028
600 IQ Touring	2010-2009	954	RN57YCC	---	---	8900	.028
600 IQ Widetrak	2011	954	RN57YCC	---	---	8900	.028
600 LX	2010	954	RN57YCC	---	---	8900	.028
600 RMK	2011-2000	954	RN57YCC	---	---	8900	.028
600 RMK Shift	2009	954	RN57YCC	---	---	8900	.028
600 Rush	2011-2010	954	RN57YCC	---	---	8900	.028
600 Rush LX, 600 Rush Pro RMK, 600 Shift	2011	954	RN57YCC	---	---	8900	.028
600 Switchback	2011-2006	954	RN57YCC	---	---	8900	.028
600 Touring	2008-2000	954	RN57YCC	---	---	8900	.028
600 Widetrak IQ	2010	954	RN57YCC	---	---	8900	.028
600 XC	2003-2000	954	RN57YCC	---	---	8900	.028
600CC							
45th Anniversary	2000	954	RN57YCC	---	---	8900	.028
600 XCR SE	1996	818	RN2C	805	N2C	8904	.028
600 XCR SP	1998-1997	818	RN2C	805	N2C	8904	.028
648CC							
Indy 650	1992-1988	818	RN2C	805	N2C	8904	.020
Indy 650 RXL	1991	818	RN2C	805	N2C	8904	.020
Indy 650 SKS	1991-1988	818	RN2C	805	N2C	8904	.020
Indy RXL	1997-1992	818	RN2C	805	N2C	8904	.028
Indy RXL LT	1995	818	RN2C	805	N2C	8904	.024
Indy RXL SKS	1992	818	RN2C	805	N2C	8904	.020
Indy RXL Touring	1995-1994	818	RN2C	805	N2C	8904	.020
Indy SKS	1992-1991	818	RN2C	805	N2C	8904	.020
679CC							
Indy Ultra	1998-1997	818	RN2C	805	N2C	8904	.028
Indy Ultra RMK	1996	818	RN2C	805	N2C	8904	.024
Indy Ultra SP	1997-1996	818	RN2C	805	N2C	8904	.028
Indy Ultra SPX	1997	818	RN2C	805	N2C	8904	.028
Indy Ultra Touring	1998-1997	818	RN2C	805	N2C	8904	.028
SKS	1997-1996	818	RN2C	805	N2C	8904	.028
SPX SE	1997	818	RN2C	805	N2C	8904	.028
700CC							
45th Anniversary	2000	954	RN57YCC	---	---	8900	.028
700 Classic	2005-2001	954	RN57YCC	---	---	8900	.028
700 Pro X	2004-2003	954	RN57YCC	---	---	8900	.028
700 RMK	2004-2000	954	RN57YCC	---	---	8900	.028
	1999-1997	818	RN2C	805	N2C	8904	.028
700 SKS	2004-2000	954	RN57YCC	---	---	8900	.028
	1999-1997	818	RN2C	805	N2C	8904	.028
700 Switchback	2004	954	RN57YCC	---	---	8900	.028
700 XC, 700 XC SP	2005-1999	954	RN57YCC	---	---	8900	.028
700 XCR	1999-1997	818	RN2C	805	N2C	8904	.028
744CC							
Indy Storm	1993	818	RN2C	805	N2C	8904	.020
750CC							
750 FS (Classic, Touring), 750 FST (Classic, Switchback, Touring)	2006	340	RC7YC	---	---	---	.036
FST Classic	2007-2005	3069	RC7PYCBX	---	---	---	.030
Switchback	2007-2005	3069	RC7PYCBX	---	---	---	.030
Touring	2007-2005	3069	RC7PYCBX	---	---	---	.030
755CC							
700 Classic, 700 Fusion	2006	954	RN57YCC	---	---	8900	.028



Model/Engine	Year	Copper Plus®		Alternate Plug		Power Sport™	Gap
		Stk #	Plug Type	Stk #	Plug Type		
POLARIS (cont)							
755CC (cont)							
700 RMK	2006-2005	954	RN57YCC	---	---	8900	.028
700 Touring	2006	954	RN57YCC	---	---	8900	.028
Classic	2006-2005	954	RN57YCC	---	---	8900	.028
Fusion	2006-2005	954	RN57YCC	---	---	8900	.028
Touring	2006-2005	954	RN57YCC	---	---	8900	.028
784CC							
EdgeTouring, Frontier Classic	2004-2003	340	RC7YC	---	---	---	.036
Frontier Touring	2005	340	RC7YC	---	---	---	.036
794CC							
800 LE	2001-2000	954	RN57YCC	---	---	8900	.028
800 Pro X	2004-2003	954	RN57YCC	---	---	8900	.028
800 Pro X2	2004	954	RN57YCC	---	---	8900	.028
800 RMK	2005-2000	954	RN57YCC	---	---	8900	.028
800 Switchback	2005-2004	954	RN57YCC	---	---	8900	.028
800 XC SP	2005-2000	954	RN57YCC	---	---	8900	.028
800 XCR	2003-1999	415	RN9YC	300	N9YC	8415	.028
Indy Storm	1998-1994	818	RN2C	805	N2C	8904	.028
Indy Storm RMK	1997-1996	818	RN2C	805	N2C	8904	.028
Indy Storm SE	1997	818	RN2C	805	N2C	8904	.028
Indy Storm SKS PT	1996-1994	880	RN3C	801	N3C	8902	.024
Indy Vertical Escape	2003	818	RN2C	805	N2C	8904	.028
R	2004	954	RN57YCC	---	---	8900	.028
SKS	2005-2000	954	RN57YCC	---	---	8900	.028
866CC							
900 Fusion, 900 RMK	2006-2005	954	RN57YCC	---	---	8900	.028
900 Switchback	2006	954	RN57YCC	---	---	8900	.028
RUPP							
w/CDI Ignition	1975-1974	837	L20V	---	---	---	---
250CC							
Magnum 250		919	QN19V	890	N19V	---	---
Nitro 250		919	QN19V	890	N19V	---	---
295CC							
w/Tohatsu TR295, 295cc		883	QL78C	807	L78C	8883	.020
Sport		883	QL78C	807	L78C	8883	.020
340CC							
w/Tohatsu TR340, 340cc		883	QL78C	807	L78C	8883	.020
G34B		880	RN3C	801	N3C	8902	.020
Magnum 340		919	QN19V	890	N19V	---	---
Nitro 340		919	QN19V	890	N19V	---	---
400CC							
w/Tohatsu TR400, 400cc		883	QL78C	807	L78C	8883	.020
440CC							
Magnum		880	RN3C	801	N3C	8902	.020
Nitro 440		919	QN19V	890	N19V	---	---
Rally w/Kohler K440		919	QN19V	890	N19V	---	---
SCORPION							
295CC							
Li'l Whip	1979	880	RN3C	801	N3C	8902	.020
	1978-1977	818	RN2C	805	N2C	8904	.020
340CC							
340 TK	1980	880	RN3C	801	N3C	8902	.020
Brut LC34	1975	880	RN3C	801	N3C	8902	.020
Whip 340	1979-1977	880	RN3C	801	N3C	8902	.020
400CC							
Range Whip	1978-1977	880	RN3C	801	N3C	8902	.020
Sting 440	1979	880	RN3C	801	N3C	8902	.020



Model/Engine	Year	Copper Plus®		Alternate Plug		Power Sport™	Gap
		Stk #	Plug Type	Stk #	Plug Type		
SCORPION (cont)							
440CC							
440 TK	1980-1977	880	RN3C	801	N3C	8902	.020
440 Whip TK, 440 Whip TKX	1979	880	RN3C	801	N3C	8902	.020
Brut LC44	1975	880	RN3C	801	N3C	8902	.020
Range Whip Sting	1978-1977	880	RN3C	801	N3C	8902	.020
Sidewinder	1981	818	RN2C	805	N2C	8904	.020
Sting 440	1980-1979	880	RN3C	801	N3C	8902	.020
Whip 440	1980-1977	880	RN3C	801	N3C	8902	.020
SKI-DOO							
120CC							
Mini Z	2008-1998	415	RN9YC	300	N9YC	8415	.030
247CC							
Elan 250 w/Single Cylinder, 18mm thread	1996-1971	514	D14	---	---	---	.020
248CC							
Citation 250	1991-1985	818	RN2C	805	N2C	8904	.020
Elan 250 Twin w/Twin Cylinder, 14mm thread	1979-1973	883	QL78C	807	L78C	8883	.020
Safari Citation 250	1991-1989	818	RN2C	805	N2C	8904	.020
Tundra 250	1992-1985	818	RN2C	805	N2C	8904	.020
250CC							
Olympique 250	1968-1964	509	D9	---	---	---	.016
T'NT 250 RV	1976	818	RN2C	805	N2C	8904	.016
268CC							
Skandic Tundra	2005-2003	818	RN2C	805	N2C	8904	.020
Tundra 250	1993	818	RN2C	805	N2C	8904	.020
Tundra II	1995-1994	818	RN2C	805	N2C	8904	.020
269CC							
Citation 3500	1984-1980	818	RN2C	805	N2C	8904	.020
Skandic 277	1983	818	RN2C	805	N2C	8904	.020
Tundra 280	2005-2002	818	RN2C	805	N2C	8904	.020
Tundra II	1998-1996	818	RN2C	805	N2C	8904	.020
Tundra R	2000-1998	818	RN2C	805	N2C	8904	.020
292CC							
Elan 292 SS, Elan 300 w/Twin Cylinder, 14mm thread	1975-1972	883	QL78C	807	L78C	8883	.020
T'NT 292	1972-1970	506	D6	---	---	---	.016
293CC							
T'NT 294	1974-1973	883	QL78C	807	L78C	8883	.016
T'NT 294S	1973	883	QL78C	807	L78C	8883	.016
294CC							
Citation 300	1979-1978	874	RL82C	811	L82C	---	.024
295CC							
Olympique 300 Twin	1978-1975	874	RL82C	811	L82C	---	.024
299CC							
Olympique 300 Single	1978-1967	514	D14	---	---	---	.024
335CC							
Olympique 335	1973-1970	509	D9	---	---	---	.016
Scandic 337	1973	506	D6	---	---	---	.016
T'NT 340 w/Fan Cooled, 18mm Heads	1974-1970	506	D6	---	---	---	.016
T'NT 340 FA w/Free Air, 14mm Heads, 3/4" Reach	1977-1973	818	RN2C	805	N2C	8904	.016
T'NT 340 S w/Fan Cooled, 18mm Heads	1973-1970	506	D6	---	---	---	.016
337CC							
T'NT 340 RV w/Free Air, 14mm Heads, 3/4" Reach	1976	818	RN2C	805	N2C	8904	.016
339CC							
Blizzard 6500	1978	686	C57	---	---	---	.016
Blizzard 7500	1981-1980	686	C57	---	---	---	.020
Everest 340	1979-1977	883	QL78C	807	L78C	8883	.016
Olympique 340	1979-1973	883	QL78C	807	L78C	8883	.016
T'NT 340 w/Fan Cooled, 14mm Heads, 1/2" Reach	1976-1970	883	QL78C	807	L78C	8883	.016



Model/Engine	Year	Copper Plus®		Alternate Plug		Power Sport™	Gap
		Stk #	Plug Type	Stk #	Plug Type		
SKI-DOO (cont)							
339CC (cont)							
T'NT 340 FA w/Free Air, 14mm Heads, 1/2" Reach	1978-1973	883	QL78C	807	L78C	8883	.016
345CC							
RV 340 FA	1978	818	RN2C	805	N2C	8904	.020
363CC							
Touring 370	1995	818	RN2C	805	N2C	8904	.020
368CC							
Formula 380	2002-1996	818	RN2C	805	N2C	8904	.020
Grand Touring 380	2003-2002	818	RN2C	805	N2C	8904	.020
GSX 380F	2006	818	RN2C	805	N2C	8904	.020
GTX 380F	2006	818	RN2C	805	N2C	8904	.020
Legend 380F	2005-2002	818	RN2C	805	N2C	8904	.020
MXZ 380F	2005-2001	818	RN2C	805	N2C	8904	.020
Safari 377	1994-1984	818	RN2C	805	N2C	8904	.020
Skandic 377	1987-1982	818	RN2C	805	N2C	8904	.020
Skandic 380	2000-1995	818	RN2C	805	N2C	8904	.020
Skandic II 377	1994-1992	818	RN2C	805	N2C	8904	.020
Touring 380	2000-1995	818	RN2C	805	N2C	8904	.020
369CC							
Citation 4500, Citation SS	1983-1980	818	RN2C	805	N2C	8904	.020
Nordik 377	1983-1982	874	RL82C	811	L82C	---	.020
377CC							
MXZ 380F	2006	818	RN2C	805	N2C	8904	.020
386CC							
Olympique 370	1969-1968	874	RL82C	811	L82C	---	.016
399CC							
Alpine 399 w/18mm Heads	1971	514	D14	---	---	---	.020
Alpine 399 w/14mm Heads, 1/2" Reach	1970	828	QL77JC4	821	L77JC4	8883	.016
Nordic 399 w/18mm Heads	1971	514	D14	---	---	---	.020
Nordic 399 w/14mm Heads, 1/2" Reach	1970	828	QL77JC4	821	L77JC4	8883	.016
Olympique 399	1972-1970	828	QL77JC4	821	L77JC4	8883	.016
Olympique 400	1974-1973	828	QL77JC4	821	L77JC4	8883	.016
T'NT 399 w/Fan Cooled	1970-1969	828	QL77JC4	821	L77JC4	8883	.016
T'NT 400 FA w/Free-Air	1974-1972	818	RN2C	805	N2C	8904	.016
436CC							
Skandic LT 440	2007-2003	818	RN2C	805	N2C	8904	.020
437CC							
Blizzard 9500	1982-1980	686	C57	---	---	---	.020
Elite 440	1975-1973	514	D14	---	---	---	.016
Elite 444	1981-1980	880	RN3C	801	N3C	8902	.020
Everest 440 w/Liquid Cooled	1979-1978	818	RN2C	805	N2C	8904	.016
Everest 440 w/Fan Cooled	1979-1978	506	D6	---	---	---	.020
Everest 440	1979-1974	506	D6	---	---	---	.016
	1977-1975	506	D6	---	---	---	.020
Everest 444 E	1979-1978	818	RN2C	805	N2C	8904	.016
MXZ 440	2001-1996	818	RN2C	805	N2C	8904	.020
MXZ X 440	2003-1998	818	RN2C	805	N2C	8904	.020
Nordic 440	1972	506	D6	---	---	---	.016
Nordik 50	1991-1988	818	RN2C	805	N2C	8904	.020
Olympique 440	1977-1973	506	D6	---	---	---	.016
Safari 440	1991-1990	818	RN2C	805	N2C	8904	.020
Safari 447	1986-1984	880	RN3C	801	N3C	8902	.020
T'NT 440 w/Fan Cooled	1978-1971	506	D6	---	---	---	.020
T'NT 440 FA w/Free-Air	1977-1974	818	RN2C	805	N2C	8904	.016
Touring 440	2000-1996	818	RN2C	805	N2C	8904	.020
Valmont 440 ER	1972	506	D6	---	---	---	.020
462CC							
Grand Touring 470	1995	818	RN2C	805	N2C	8904	.020



Model/Engine	Year	Copper Plus®		Alternate Plug		Power Sport™	Gap
		Stk #	Plug Type	Stk #	Plug Type		
SKI-DOO (cont)							
463CC							
Elite 464	1982	883	QL78C	807	L78C	8883	.020
	1981	818	RN2C	805	N2C	8904	.020
Everest 464	1983-1980	880	RN3C	801	N3C	8902	.020
Formula LT 463	1990-1985	818	RN2C	805	N2C	8904	.020
Formula MX 463	1995-1991	818	RN2C	805	N2C	8904	.020
Formula MXZ 463	1994-1993	818	RN2C	805	N2C	8904	.020
Formula SP 463	1991-1985	880	RN3C	801	N3C	8902	.020
Formula SS 25 463	1984	880	RN3C	801	N3C	8902	.020
Formula SS 463	1991-1985	818	RN2C	805	N2C	8904	.020
Safari 463	1992-1990	880	RN3C	801	N3C	8902	.020
Summit 470	1994	818	RN2C	805	N2C	8904	.020
496CC							
Alpine II	1995	818	RN2C	805	N2C	8904	.020
Skandic 380	1996	818	RN2C	805	N2C	8904	.020
Skandic 500	1995-1993	818	RN2C	805	N2C	8904	.020
Touring 500	1995	818	RN2C	805	N2C	8904	.020
497CC							
Alpine 503	1987-1983	880	RN3C	801	N3C	8902	.020
Alpine II	1994-1988	818	RN2C	805	N2C	8904	.020
Blizzard 5500	1984-1980	818	RN2C	805	N2C	8904	.020
Escapade	1988-1987	818	RN2C	805	N2C	8904	.020
Everest 500	1983-1980	818	RN2C	805	N2C	8904	.020
Formula Deluxe 500	2001-1999	818	RN2C	805	N2C	8904	.020
Formula SL 500	1999-1996	818	RN2C	805	N2C	8904	.020
Nordik 60	1991-1988	880	RN3C	801	N3C	8902	.020
Safari 503	1993-1988	818	RN2C	805	N2C	8904	.020
Skandic 500	2005-1987	818	RN2C	805	N2C	8904	.020
Stratos 500	1989-1987	818	RN2C	805	N2C	8904	.020
Touring 500	2000-1996	818	RN2C	805	N2C	8904	.020
499CC							
Formula Deluxe 500	2001-1997	818	RN2C	805	N2C	8904	.020
Formula S 500	1996	818	RN2C	805	N2C	8904	.020
Grand Touring 500	2005-1996	818	RN2C	805	N2C	8904	.020
Legend 500	2005-2002	818	RN2C	805	N2C	8904	.020
MXZ 500	2006-1998	818	RN2C	805	N2C	8904	.020
Skandic Wide Trak 500 w/Liquid Cooled	2000-1997	818	RN2C	805	N2C	8904	.020
Summit 500	1999-1996	818	RN2C	805	N2C	8904	.020
Touring 500	2000	818	RN2C	805	N2C	8904	.020
503CC							
Formula S 500	1995	818	RN2C	805	N2C	8904	.020
507CC							
Alpine IV	1990	810	RA8HC	---	---	---	.024
521CC							
Blizzard 9700	1983-1981	880	RN3C	801	N3C	8902	.020
Formula Plus 521	1991-1985	818	RN2C	805	N2C	8904	.020
Safari GL	1986-1985	880	RN3C	801	N3C	8902	.020
553CC							
Expedition 550F	2008-2005	818	RN2C	805	N2C	8904	.020
Grand Touring 550	2005-2003	818	RN2C	805	N2C	8904	.020
GSX 550F	2010-2005	818	RN2C	805	N2C	8904	.020
GTX 550F	2008-2005	818	RN2C	805	N2C	8904	.020
Legend 550	2005-2003	818	RN2C	805	N2C	8904	.020
MXZ 550F	2011-2003	818	RN2C	805	N2C	8904	.020
Skandic 550F	2011-2004	818	RN2C	805	N2C	8904	.020
Summit 550	2005-2003	818	RN2C	805	N2C	8904	.020
580CC							
Formula STX 580	1995-1994	818	RN2C	805	N2C	8904	.020



Model/Engine	Year	Copper Plus®		Alternate Plug		Power Sport™	Gap
		Stk #	Plug Type	Stk #	Plug Type		
SKI-DOO (cont)							
581CC							
Formula Deluxe 583	1999-1997	818	RN2C	805	N2C	8904	.020
Formula Mach 1	1990-1989	818	RN2C	805	N2C	8904	.020
Formula Plus 580	1993-1992	818	RN2C	805	N2C	8904	.020
Formula STX 580	1998-1996	818	RN2C	805	N2C	8904	.020
Grand Touring 580	1996-1994	818	RN2C	805	N2C	8904	.020
Grand Touring 583	1999-1997	818	RN2C	805	N2C	8904	.020
MXZ 583	1998-1994	818	RN2C	805	N2C	8904	.020
Summit 583	1998-1994	818	RN2C	805	N2C	8904	.020
582CC							
Formula Plus 580	1993-1992	818	RN2C	805	N2C	8904	.020
594CC							
GSX Limited 600	2005-2004	818	RN2C	805	N2C	8904	.020
MXZ 600	2005-2003	818	RN2C	805	N2C	8904	.020
MXZ X 600	2005-2003	818	RN2C	805	N2C	8904	.020
Sport 600 HO	2005-2004	818	RN2C	805	N2C	8904	.020
Summit 600	2005-2003	818	RN2C	805	N2C	8904	.020
597CC							
Expedition 600	2006	818	RN2C	805	N2C	8904	.020
Formula Deluxe 600	2001-2000	818	RN2C	805	N2C	8904	.020
Formula Z 600	2000	818	RN2C	805	N2C	8904	.020
Grand Touring 600	2005-2000	818	RN2C	805	N2C	8904	.020
GSX Limited 600	2006	818	RN2C	805	N2C	8904	.020
GSX Sport 500SS	2006-2004	818	RN2C	805	N2C	8904	.020
GSX Sport 600	2006	818	RN2C	805	N2C	8904	.020
GTX Sport 500SS, GTX Sport 600	2006	818	RN2C	805	N2C	8904	.020
MXZ 600	2006-1999	818	RN2C	805	N2C	8904	.020
MXZ X 600	2006	818	RN2C	805	N2C	8904	.020
Skandic SUV	2005-2003	818	RN2C	805	N2C	8904	.020
Skandic SUV 600	2006	818	RN2C	805	N2C	8904	.020
Skandic WT 600	2005-2001	818	RN2C	805	N2C	8904	.020
Summit 600	2005-1999	818	RN2C	805	N2C	8904	.020
598CC							
Formula III 600	1999-1996	818	RN2C	805	N2C	8904	.020
617CC							
Formula Mach 1	1993-1991	818	RN2C	805	N2C	8904	.020
635CC							
Alpine 640 w/14mm Heads, 3/4" Reach	1982	818	RN2C	805	N2C	8904	.020
Alpine 640 w/18mm Heads	1981-1973	514	D14	---	---	---	.020
	1972-1970	509	D9	---	---	---	.020
Alpine 640 w/14mm Heads, 1/2" Reach	1978	874	RL82C	811	L82C	---	.020
Nordic 640	1974-1970	509	D9	---	---	---	.020
T'NT 640	1971-1970	509	D9	---	---	---	.020
Valmont 640	1972-1971	509	D9	---	---	---	.020
669CC							
Formula Deluxe 670	1999	818	RN2C	805	N2C	8904	.020
Formula III 700	1999-1998	818	RN2C	805	N2C	8904	.020
Formula SS 670	1996-1995	818	RN2C	805	N2C	8904	.020
Formula Z 670	1998	818	RN2C	805	N2C	8904	.020
Grand Touring 700	1996-1994	818	RN2C	805	N2C	8904	.020
Mach I	1996-1993	818	RN2C	805	N2C	8904	.020
MXZ 670	1999-1997	818	RN2C	805	N2C	8904	.020
Summit 670	1999-1995	818	RN2C	805	N2C	8904	.020
T'NT 669	1969	509	D9	---	---	---	.020
697CC							
Grand Touring 700	2005-2003	818	RN2C	805	N2C	8904	.020
Legend 700	2005-2003	818	RN2C	805	N2C	8904	.020
MXZ 700	2005-2003	818	RN2C	805	N2C	8904	.020
Summit 700	2005-2003	818	RN2C	805	N2C	8904	.020
Summit 700 X	2005-2003	818	RN2C	805	N2C	8904	.020



Model/Engine	Year	Copper Plus®		Alternate Plug		Power Sport™	Gap
		Stk #	Plug Type	Stk #	Plug Type		
SKI-DOO (cont)							
698CC							
Formula Deluxe 700	2000	818	RN2C	805	N2C	8904	.020
Formula Z 700	2000	818	RN2C	805	N2C	8904	.020
GS 700	2004-2002	818	RN2C	805	N2C	8904	.020
Legend 700	2004-2002	818	RN2C	805	N2C	8904	.020
MXZ 700	2005-2000	818	RN2C	805	N2C	8904	.020
Summit 700	2005-2000	818	RN2C	805	N2C	8904	.020
699CC							
Formula III 700	2000-1998	818	RN2C	805	N2C	8904	.020
Grand Touring 700	2000-1997	818	RN2C	805	N2C	8904	.020
Mach I	1999-1997	818	RN2C	805	N2C	8904	.020
771CC							
Blizzard Series w/14mm Heads, 771cc	1970	686	C57	---	---	---	.020
T'NT 775	1972-1971	506	D6	---	---	---	.020
774CC							
Formula Mach Z	1996-1993	686	C57	---	---	---	.020
776CC							
Blizzard Series w/14mm Heads, 776cc	1971-1970	686	C57	---	---	---	.020
796CC							
Grand Touring 800	2005-1999	818	RN2C	805	N2C	8904	.020
Mach Z 800	2005-1997	686	C57	---	---	---	.020
	2001	818	RN2C	805	N2C	8904	.020
797CC							
Blizzard Series w/14mm Heads, 797cc	1973-1971	686	C57	---	---	---	.020
799CC							
GSX Limited 800	2006-2004	818	RN2C	805	N2C	8904	.020
Legend 800	2005-2002	818	RN2C	805	N2C	8904	.020
MXZ 800	2006-2001	818	RN2C	805	N2C	8904	.020
Summit Highmark 800, Summit Sport 800	2005-2001	818	RN2C	805	N2C	8904	.020
800CC							
Grand Touring 800	2005-2002	818	RN2C	805	N2C	8904	.020
MXZ 800	2005-2001	818	RN2C	805	N2C	8904	.020
989CC							
Grand Touring V-1000	2005-2003	809	RA6HC	---	---	8809	.020
Legend V-1000	2005-2003	809	RA6HC	---	---	8809	.020
998CC							
Mach Z 1000	2006	818	RN2C	805	N2C	8904	.020
999CC							
Expedition V-1000	2006	809	RA6HC	---	---	8809	.020
1000CC							
Mach Z 1000	2006	818	RN2C	805	N2C	8904	.020
MXZ 1000	2006	818	RN2C	805	N2C	8904	.020
Renegade 1000	2006	818	RN2C	805	N2C	8904	.020
Summit 1000	2006	818	RN2C	805	N2C	8904	.020
1500CC							
Elite 4-Stroke	2005-2004	905	RA4HC	---	---	8809	.020
SKIROULE							
300CC							
Scamp KB300, Scamp KS300		818	RN2C	805	N2C	8904	.020
340CC							
Laser 340		919	QN19V	890	N19V	---	---
Ultra 340		919	QN19V	890	N19V	---	---
440CC							
Laser 440, Laser 440 Plus		919	QN19V	890	N19V	---	---
447CC							
Ultra 447		919	QN19V	890	N19V	---	---



Model/Engine	Year	Copper Plus®		Alternate Plug		Power Sport™	Gap
		Stk #	Plug Type	Stk #	Plug Type		
SNO JET							
292CC							
S292	1974-1971	818	RN2C	805	N2C	8904	.020
Y292	1974-1971	880	RN3C	801	N3C	8902	.020
295CC							
Y295	1976-1975	880	RN3C	801	N3C	8902	.020
338CC							
S338	1974-1973	818	RN2C	805	N2C	8904	.024
Y338	1976-1972	874	RL82C	811	L82C	---	.024
	1974-1973	883	QL78C	807	L78C	8883	.024
340CC							
SX340	1975	818	RN2C	805	N2C	8904	.030
Y340	1975	874	RL82C	811	L82C	---	.030
433CC							
S433	1974-1973	818	RN2C	805	N2C	8904	.030
	1973	880	RN3C	801	N3C	8902	.030
Y338	1976	818	RN2C	805	N2C	8904	.020
Y433	1974	874	RL82C	811	L82C	---	.030
440CC							
SX440	1975	818	RN2C	805	N2C	8904	.030
Y440	1975	874	RL82C	811	L82C	---	.030
SNO-RUNNER							
134CC							
6000SR, 6001SR		896	L90C	---	---	---	.024
6002SR, 6003SR		830	RL86C	306	L86C	---	.024
Chrysler 82030	1982-1980	830	RL86C	306	L86C	---	.024
SNOW HAWK							
799CC							
Enduro 800 HO, Mountain 800 HO	2008	818	RN2C	805	N2C	8904	.020
Top Gun 800 HO	2007	818	RN2C	805	N2C	8904	.020
Trail 800 HO	2008	818	RN2C	805	N2C	8904	.020
SUZUKI							
292CC							
292		883	QL78C	807	L78C	8883	.030
336CC							
340		883	QL78C	807	L78C	8883	.030
359CC							
360 (SM10)		883	QL78C	807	L78C	8883	.030
395CC							
400, XR400		883	QL78C	807	L78C	8883	.030
432CC							
XR440		874	RL82C	811	L82C	---	.030
YAMAHA							
79CC							
SnoScoot 80	1990-1988	883	QL78C	807	L78C	8883	.030
SV80	1990-1988	883	QL78C	807	L78C	8883	.030
123CC							
SnowSport 120	1991-1990	883	QL78C	807	L78C	8883	.030
SV125	1991-1990	883	QL78C	807	L78C	8883	.030
246CC							
BR250	2001-1990	883	QL78C	807	L78C	8883	.024
	1989-1982	883	QL78C	807	L78C	8883	.030
Bravo	2011-1982	883	QL78C	807	L78C	8883	.030
	2001-1989	883	QL78C	807	L78C	8883	.024
Enticer 250	1981-1977	874	RL82C	811	L82C	---	.030
ET250	1981-1977	874	RL82C	811	L82C	---	.030



Model/Engine	Year	Copper Plus®		Alternate Plug		Power Sport™	Gap
		Stk #	Plug Type	Stk #	Plug Type		
YAMAHA (cont)							
246CC (cont)							
GP246F	1974	874	RL82C	811	L82C	---	.030
292CC							
GP292	1974-1972	818	RN2C	805	N2C	8904	.030
GP300	1978	818	RN2C	805	N2C	8904	.030
GS300	1978-1977	880	RN3C	801	N3C	8902	.030
SL292	1973-1971	818	RN2C	805	N2C	8904	.030
SM292	1974-1973	818	RN2C	805	N2C	8904	.030
SR292	1973	818	RN2C	805	N2C	8904	.030
SS292	1974-1971	818	RN2C	805	N2C	8904	.030
294CC							
CF300	1990-1986	880	RN3C	801	N3C	8902	.030
Enticer	1984-1983	818	RN2C	805	N2C	8904	.030
ET300	1984-1979	818	RN2C	805	N2C	8904	.030
Inviter	1990-1986	880	RN3C	801	N3C	8902	.030
337CC							
CS340	1999-1989	818	RN2C	805	N2C	8904	.030
EC340	1988-1981	818	RN2C	805	N2C	8904	.030
Enticer	1988-1982	818	RN2C	805	N2C	8904	.030
ET340	1988-1978	818	RN2C	805	N2C	8904	.030
Excel III	1988-1981	818	RN2C	805	N2C	8904	.030
Ovation LE	1999-1989	818	RN2C	805	N2C	8904	.030
338CC							
EX340	1978-1976	818	RN2C	805	N2C	8904	.030
GP338	1974-1973	818	RN2C	805	N2C	8904	.030
GPX338	1975-1974	818	RN2C	805	N2C	8904	.030
GS340	1977-1976	874	RL82C	811	L82C	---	.030
SL338	1974-1970	874	RL82C	811	L82C	---	.020
SRX340	1976	818	RN2C	805	N2C	8904	.030
SS338	1970	818	RN2C	805	N2C	8904	.030
348CC							
SL350	1968	883	QL78C	807	L78C	8883	.020
SL351	1969	883	QL78C	807	L78C	8883	.020
396CC							
GP396	1971	883	QL78C	807	L78C	8883	.020
SL396	1970	883	QL78C	807	L78C	8883	.020
SS396	1970	818	RN2C	805	N2C	8904	.030
SW396	1971	883	QL78C	807	L78C	8883	.020
408CC							
Enciter II	1995-1992	818	RN2C	805	N2C	8904	.030
Enticer LT	1990-1989	880	RN3C	801	N3C	8902	.030
ET400	1990-1989	880	RN3C	801	N3C	8902	.030
ET410	1995-1992	818	RN2C	805	N2C	8904	.030
433CC							
EL433	1973	874	RL82C	811	L82C	---	.020
EW433	1973-1972	874	RL82C	811	L82C	---	.020
EX440	1981-1976	818	RN2C	805	N2C	8904	.030
GP433	1974-1972	818	RN2C	805	N2C	8904	.030
GP440	1977-1976	818	RN2C	805	N2C	8904	.030
GPX433	1975-1974	818	RN2C	805	N2C	8904	.030
PR440	1976	818	RN2C	805	N2C	8904	.030
SL433	1974-1972	874	RL82C	811	L82C	---	.020
SR433	1973-1971	818	RN2C	805	N2C	8904	.030
SS433	1971	818	RN2C	805	N2C	8904	.030
SS440	1977	818	RN2C	805	N2C	8904	.030
SW433	1973-1971	874	RL82C	811	L82C	---	.020
TL433, TW433	1974	874	RL82C	811	L82C	---	.020
437CC							
SRX440	1981	818	RN2C	805	N2C	8904	.030
SS440	1985-1980	818	RN2C	805	N2C	8904	.030



Model/Engine	Year	Copper Plus®		Alternate Plug		Power Sport™	Gap
		Stk #	Plug Type	Stk #	Plug Type		
YAMAHA (cont)							
439CC							
SRX440	1980-1976	818	RN2C	805	N2C	8904	.030
485CC							
Phazer	2001-1984	818	RN2C	805	N2C	8904	.030
PZ480	2001-1984	818	RN2C	805	N2C	8904	.030
Venture XL	2001-1991	818	RN2C	805	N2C	8904	.030
VT480	2001-1991	818	RN2C	805	N2C	8904	.030
493CC							
Vmax 500	1995-1994	818	RN2C	805	N2C	8904	.030
VX500	1995-1994	818	RN2C	805	N2C	8904	.030
494CC							
SX500R	2001-2000	818	RN2C	805	N2C	8904	.030
Venture 500	2001-1997	818	RN2C	805	N2C	8904	.030
VMax 500 SX	2001-1999	818	RN2C	805	N2C	8904	.030
VMax 500 XT	2001-1996	818	RN2C	805	N2C	8904	.030
VMax 500 XTC	2001-1998	818	RN2C	805	N2C	8904	.030
VT500	2001-1997	818	RN2C	805	N2C	8904	.030
VX500	2001-1996	818	RN2C	805	N2C	8904	.030
535CC							
SR540	1991-1980	818	RN2C	805	N2C	8904	.030
VK540	2005-1988	818	RN2C	805	N2C	8904	.030
VMax 540	1987-1983	818	RN2C	805	N2C	8904	.030
VMX540	1987-1983	818	RN2C	805	N2C	8904	.030
XL540	1990-1985	818	RN2C	805	N2C	8904	.030
XLV	1979	818	RN2C	805	N2C	8904	.030
545CC							
EC540	1980	818	RN2C	805	N2C	8904	.030
569CC							
Exciter EX570	1993-1987	818	RN2C	805	N2C	8904	.030
593CC							
Mountian Max 600	2002-2000	818	RN2C	805	N2C	8904	.030
SX Venom, SX Venom ER	2005-2004	818	RN2C	805	N2C	8904	.030
SX600R	2004-2000	818	RN2C	805	N2C	8904	.030
Venture 600	2005-1999	818	RN2C	805	N2C	8904	.030
VMax 600 SX	2001-1998	818	RN2C	805	N2C	8904	.030
VMax 600 XTC	2003-1998	818	RN2C	805	N2C	8904	.030
VX600	2001-1998	818	RN2C	805	N2C	8904	.030
598CC							
MM600	2002-1997	818	RN2C	805	N2C	8904	.030
Mountain Max 600	2002-1997	818	RN2C	805	N2C	8904	.030
SRX600	1999-1998	818	RN2C	805	N2C	8904	.030
Venture 600	1998-1997	818	RN2C	805	N2C	8904	.030
VMax 600 SX	1998-1994	818	RN2C	805	N2C	8904	.030
VMax 600 XTC	1999-1994	818	RN2C	805	N2C	8904	.030
VT600	1998-1997	818	RN2C	805	N2C	8904	.030
VX600	1998-1994	818	RN2C	805	N2C	8904	.030
643CC							
EW643	1972	880	RN3C	801	N3C	8902	.030
GP643	1973-1972	880	RN3C	801	N3C	8902	.030
SR643	1973-1972	818	RN2C	805	N2C	8904	.030
696CC							
Mountain SRX 700	2002-1998	686	C57	---	---	---	.030
Mountain Viper	2005-2003	818	RN2C	805	N2C	8904	.030
SRX700	2002-1998	686	C57	---	---	---	.030
SX Viper	2005-2002	818	RN2C	805	N2C	8904	.030
SXR700	2001	818	RN2C	805	N2C	8904	.030
698CC							
MM700	2004-1998	818	RN2C	805	N2C	8904	.030
Mountain Max 700	2004-1998	818	RN2C	805	N2C	8904	.030



Model/Engine	Year	Copper Plus®		Alternate Plug		Power Sport™	Gap
		Stk #	Plug Type	Stk #	Plug Type		
YAMAHA (cont)							
698CC (cont)							
Venture 700	2004-1998	818	RN2C	805	N2C	8904	.030
VMax 700 SX	2001-1997	818	RN2C	805	N2C	8904	.030
VMax 700 XTC	2002-1997	818	RN2C	805	N2C	8904	.030
VX700	2001-1997	818	RN2C	805	N2C	8904	.030
743CC							
VMax-4	1994-1993	818	RN2C	805	N2C	8904	.030
VX750	1994-1993	818	RN2C	805	N2C	8904	.030
750CC							
VMax-4	1992	818	RN2C	805	N2C	8904	.030
VX750	1992	818	RN2C	805	N2C	8904	.030
791CC							
MM800	1997	818	RN2C	805	N2C	8904	.030
Mountain Max 800	1997	818	RN2C	805	N2C	8904	.030
VMax 800	1997-1995	818	RN2C	805	N2C	8904	.030
VX800	1997-1995	818	RN2C	805	N2C	8904	.030
973CC							
RS Rage, RS Venture	2005	654	G59C	---	---	8698	.028
Vector, Vector Mountain	2005	654	G59C	---	---	8698	.028
998CC							
Mountain	2005-2003	653	G57C	---	---	8654	.028
RX Warrior	2005-2004	653	G57C	---	---	8654	.028
RX-1	2005-2003	653	G57C	---	---	8654	.028



Year	Model/Engine	Copper Plus®		Alternate Plug		Power Sport™	Gap
		Stk #	Plug Type	Stk #	Plug Type		
ACTIVE THUNDER							
<i>See MERCUISER</i>							
AERO MARINE							
1970-1966	165CR V8	123	RN5C	120	N5C	---	.032
	240 Series V8	14	RJ12YC	10	J12YC	---	.032
1971	265	18	RV15YC4	---	---	8018	.032
1970-1969	265 Series	14	RJ12YC	10	J12YC	---	.032
	304 V8	415	RN9YC	300	N9YC	8415	.032
1971	320 Series	18	RV15YC4	---	---	8018	.032
1970-1966	320 V8	123	RN5C	120	N5C	---	.032
1970-1966	350 V8	123	RN5C	120	N5C	---	.032
	360 Jet V8	415	RN9YC	300	N9YC	8415	.032
1971-1970	375 Series V8	18	RV15YC4	---	---	8018	.032
1970-1966	375 V8	123	RN5C	120	N5C	---	.032
	427 Jet V8	18	RV15YC4	---	---	8018	.032
	454 Series V8	18	RV15YC4	---	---	8018	.032
	455 V8	14	RJ12YC	10	J12YC	---	.032
	482 Series V8	415	RN9YC	300	N9YC	8415	.032
AERO TEK							
<i>See MERCUISER</i>							
AEROCRUISER							
	SA110 Hovercraft	818	RN2C	---	---	---	.035
AIRMASTER							
25HP							
	Airboats Kohler V-Twin	71	RC12YC	---	---	8071	.030
ALBEMARLE							
<i>See MERCUISER, VOLVO PENTA</i>							
AMECO							
	Ford 302 CID V8	22	RF11YC	---	---	---	.030
	Ford 351W CID V8	22	RF11YC	---	---	---	.030
AMERICAN CHALLENGER							
	600, 800, Eagle 400	406	RV12YC	---	---	8406	.020
AMERICAN OFFSHORE							
<i>See MERCUISER</i>							
AMERICAN SKIER							
<i>See MERCUISER</i>							
APACHE							
<i>See MERCUISER</i>							
ARRIVA							
<i>See MERCUISER</i>							
AVANTI							
<i>See MERCUISER</i>							
AVON							
<i>See YAMAHA</i>							
BAHA CRUISERS							
<i>See MERCUISER, VOLVO PENTA</i>							
BAJA							
<i>See MERCUISER</i>							
BARR (CONVERSIONS)							
1969-1967	Buick 400 CID V8	18	RV15YC4	---	---	8018	.030
1969-1967	Buick 430 CID V8	18	RV15YC4	---	---	8018	.030
1974-1971	Buick 455 CID V8	930	RV92YC	---	---	---	.035
1970	Buick 455 CID V8	18	RV15YC4	---	---	8018	.030
1969-1962	Chevrolet 194 CID 6-Cyl	405	RN14YC	---	---	8405	.035
1970	Chevrolet 230 CID 6-Cyl	18	RV15YC4	---	---	8018	.035
1969-1962	Chevrolet 230 CID 6-Cyl	405	RN14YC	---	---	8405	.035
1984-1979	Chevrolet 250 CID 6-Cyl	18	RV15YC4	---	---	8018	.035
1978-1970	Chevrolet 250 CID 6-Cyl	930	RV92YC	---	---	---	.035
1969-1962	Chevrolet 250 CID 6-Cyl	405	RN14YC	---	---	8405	.035

**MARINE ENGINES - INBOARD - STERN DRIVE**MOTEURS DE BATEAUX-EN-BORD-SEMI-HORS-BORD
MOTORES MARINOS-A BORDO-IMPULSIÓN A POPA

Year	Model/Engine	Copper Plus®		Alternate Plug		Power Sport™	Gap
		Stk #	Plug Type	Stk #	Plug Type		
BARR (CONVERSIONS) (cont)							
1967-1955	Chevrolet 283 CID V8	63	RJ14YC	---	---	---	.035
1990-1970	Chevrolet 292 CID 6-Cyl	18	RV15YC4	---	---	8018	.035
1969-1963	Chevrolet 292 CID 6-Cyl	123	RN5C	120	N5C	---	.035
1969-1967	Chevrolet 302 CID V8	63	RJ14YC	---	---	---	.035
1973-1971	Chevrolet 307 CID V8	930	RV92YC	---	---	---	.035
1970-1968	Chevrolet 307 CID V8	63	RJ14YC	---	---	---	.035
1969-1961	Chevrolet 327 CID V8	14	RJ12YC	10	J12YC	---	.035
1990-1971	Chevrolet 350 CID V8	18	RV15YC4	---	---	8018	.035
1970	Chevrolet 350 CID V8	63	RJ14YC	---	---	---	.030
	Chevrolet 350 CID V8	63	RJ14YC	---	---	---	.035
1969-1967	Chevrolet 350 CID V8	63	RJ14YC	---	---	---	.030
1990-1971	Chevrolet 400 CID V8	18	RV15YC4	---	---	8018	.035
1970	Chevrolet 400 CID V8	63	RJ14YC	---	---	---	.035
1990-1973	Chevrolet 427 CID V8	18	RV15YC4	---	---	8018	.035
1972-1971	Chevrolet 427 CID V8	406	RV12YC	---	---	8406	.035
1989-1979	Chevrolet 454 CID V8	18	RV15YC4	---	---	8018	.035
1970-1960	Chrysler 383 CID V8 2-bbl.	58	RJ18YC	---	---	---	.035
1971-1968	Chrysler 383 CID V8 4-bbl.	63	RJ14YC	---	---	---	.035
1967-1966	Chrysler 383 CID V8 High Performance	63	RJ14YC	---	---	---	.035
1965-1963	Chrysler 413 CID V8 2-bbl.	58	RJ18YC	---	---	---	.035
1964-1963	Chrysler 413 CID V8 4-bbl.	63	RJ14YC	---	---	---	.035
1965-1963	Chrysler 413 CID V8 High Performance	63	RJ14YC	---	---	---	.035
1979-1972	Chrysler 440 CID V8	63	RJ14YC	---	---	---	.035
1974-1971	Oldsmobile 350 CID V8	63	RJ14YC	---	---	---	.040
1970-1968	Oldsmobile 350 CID V8	63	RJ14YC	---	---	---	.030
1978-1976	Oldsmobile 455 CID V8	58	RJ18YC	---	---	---	.040
1971	Oldsmobile 455 CID V8 2-bbl.	58	RJ18YC	---	---	---	.040
1970-1968	Oldsmobile 455 CID V8 2-bbl.	63	RJ14YC	---	---	---	.030
1974-1972	Oldsmobile 455 CID V8 4-bbl.	58	RJ18YC	---	---	---	.040
1971-1970	Oldsmobile 455 CID V8 4-bbl.	63	RJ14YC	---	---	---	.040
1974-1972	Oldsmobile 455 CID V8 High Performance	63	RJ14YC	---	---	---	.040
1967-1960	Pontiac 389 CID V8	63	RJ14YC	---	---	---	.035
1974-1972	Pontiac 400 CID V8	930	RV92YC	---	---	---	.040
1971-1967	Pontiac 400 CID V8	63	RJ14YC	---	---	---	.035
1966-1963	Pontiac 421 CID V8	63	RJ14YC	---	---	---	.035
1969-1967	Pontiac 428 CID V8	63	RJ14YC	---	---	---	.035
1974-1972	Pontiac 455 CID V8	930	RV92YC	---	---	---	.040
1971	Pontiac 455 CID V8 2-bbl.	58	RJ18YC	---	---	---	.035
1971-1970	Pontiac 455 CID V8 4-bbl.	58	RJ18YC	---	---	---	.035
375HP							
1971-1966	Chrysler 440 CID V8	63	RJ14YC	---	---	---	.035
350HP							
1971-1966	Chrysler 440 CID V8	63	RJ14YC	---	---	---	.035
BAYLINER							
See MERCUISER							
BERKELEY							
1990-1974	302 CID V8 14mm Heads	406	RV12YC	---	---	8406	.035
1977-1974	302 CID V8 18mm Heads	22	RF11YC	---	---	---	.035
1990-1976	350 CID V8	18	RV15YC4	---	---	8018	.035
1990-1974	351 CID V8 14mm Heads	406	RV12YC	---	---	8406	.035
1977-1974	351 CID V8 18mm Heads	22	RF11YC	---	---	---	.035
1990-1976	454 CID V8	18	RV15YC4	---	---	8018	.035
1990-1976	Ford 460 CID V8	406	RV12YC	---	---	8406	.035
1976-1968	Oldsmobile 455 CID V8	58	RJ18YC	---	---	---	.040
BERTRAM							
See CRUSADER, MARINE POWER							



Year	Model/Engine	Copper Plus®		Alternate Plug		Power Sport™	Gap
		Stk #	Plug Type	Stk #	Plug Type		
BLACK THUNDER							
<i>See MERCUISER</i>							
BLACK WATCH							
<i>See CRUSADER, MERCUISER</i>							
BLACKFIN							
<i>See CRUSADER</i>							
BLUE WATER							
<i>See MERCUISER</i>							
BMW							
	B130	415	RN9YC	300	N9YC	8415	.025
	B190, B220	405	RN14YC	---	---	8405	.025
	G-130-I, G-130-S	415	RN9YC	300	N9YC	8415	.025
	G-190-I, G-190-S	405	RN14YC	---	---	8405	.025
	G-220-I, G-220-S	405	RN14YC	---	---	8405	.025
BOUNTY							
<i>See VOLVO PENTA</i>							
BRAND EX							
<i>See MERCUISER, PCM</i>							
BRAVO							
<i>See MERCUISER, VOLVO PENTA</i>							
BRENDELLA SKI BOATS							
<i>See MERCUISER, PCM</i>							
BRITISH SEAGULL							
1981-1979	ST110	541	RD16	516	D16	---	.035
BRUCKMANN							
<i>See CRUSADER, MERCUISER</i>							
BRYANT							
<i>See MERCUISER</i>							
CABO							
<i>See CRUSADER</i>							
CALIBER							
<i>See MERCUISER</i>							
CAMPION							
<i>See VOLVO PENTA</i>							
CARAVELLE							
<i>See MERCUISER, VOLVO PENTA</i>							
CARIBBEAN YACHTS							
<i>See MERCUISER</i>							
CAROLINA CLASSIC							
<i>See MERCUISER, VOLVO PENTA</i>							
CARRERA							
<i>See MERCUISER</i>							
CARVER							
<i>See CRUSADER, VOLVO PENTA</i>							
CASTOLDI							
1974	2261E	123	RN5C	120	N5C	---	.035
1974	2264E V6	404	RN12YC	---	---	8405	.035
1974	2614E	415	RN9YC	300	N9YC	8415	.025
113HP							
1974	1966CC	409	RF9YC	---	---	---	.035
CAT HARBOR							
<i>See CRUSADER</i>							

**MARINE ENGINES - INBOARD - STERN DRIVE**MOTEURS DE BATEAUX-EN-BORD-SEMI-HORS-BORD
MOTORES MARINOS-A BORDO-IMPULSIÓN A POPA

Year	Model/Engine	Copper Plus®		Alternate Plug		Power Sport™	Gap
		Stk #	Plug Type	Stk #	Plug Type		
CELEBRITY							
<i>See MERCUISER, VOLVO PENTA</i>							
CENTURY							
<i>See MERCUISER, YAMAHA</i>							
CHALLENGER							
<i>See MERCUISER</i>							
CHAPARRAL							
<i>See MERCUISER, VOLVO PENTA, YAMAHA</i>							
CHECKMATE							
<i>See MERCUISER</i>							
CHEVROLET							
1969-1962	Marine 194 CID 6-Cyl	405	RN14YC	---	---	8405	.035
1970	Marine 230 CID 6-Cyl	18	RV15YC4	---	---	8018	.030
1969-1962	Marine 230 CID 6-Cyl	405	RN14YC	---	---	8405	.035
1984-1979	Marine 250 CID 6-Cyl	18	RV15YC4	---	---	8018	.035
1978-1970	Marine 250 CID 6-Cyl	930	RV92YC	---	---	---	.035
1969-1962	Marine 250 CID 6-Cyl	405	RN14YC	---	---	8405	.035
1967-1955	Marine 283 CID V8	63	RJ14YC	---	---	---	.035
1990-1970	Marine 292 CID 6-Cyl	18	RV15YC4	---	---	8018	.035
1969-1963	Marine 292 CID 6-Cyl	123	RN5C	120	N5C	---	.035
1969-1967	Marine 302 CID V8	63	RJ14YC	---	---	---	.035
1973-1971	Marine 307 CID V8	930	RV92YC	---	---	---	.035
1970-1968	Marine 307 CID V8	63	RJ14YC	---	---	---	.035
1969-1961	Marine 327 CID V8	14	RJ12YC	10	J12YC	---	.035
1990-1971	Marine 350 CID V8	18	RV15YC4	---	---	8018	.035
1970-1967	Marine 350 CID V8 2-bbl.	63	RJ14YC	---	---	---	.030
1970	Marine 350 CID V8 4-bbl.	63	RJ14YC	---	---	---	.035
1990-1971	Marine 400 CID V8	18	RV15YC4	---	---	8018	.035
1970	Marine 400 CID V8	63	RJ14YC	---	---	---	.035
1990-1973	Marine 427 CID V8	18	RV15YC4	---	---	8018	.035
1972-1971	Marine 427 CID V8	400	RV9YC	---	---	---	.035
1990-1979	Marine 454 CID V8	406	RV12YC	---	---	8406	.035
CHRIS-CRAFT							
<i>See also OMC, VOLVO PENTA</i>							
	153 CID Thru Serial No. 603191	123	RN5C	120	N5C	---	.035
	181 CID From Serial No. 603192	400	RV9YC	---	---	---	.035
	181 CID Thru Serial No. 603191	123	RN5C	120	N5C	---	.035
	225 Series 225 CID	63	RJ14YC	---	---	---	.035
	283 Gasket Heads 283 CID	14	RJ12YC	10	J12YC	---	.025
	302 Gasket Heads 302 CID	14	RJ12YC	10	J12YC	---	.025
1986-1977	305 CID V8	18	RV15YC4	---	---	8018	.035
	307 Gasket Heads 307 CID	14	RJ12YC	10	J12YC	---	.025
	307 Tapered Seat Heads 307 CID V8	400	RV9YC	---	---	---	.035
	327 Gasket Heads 327 CID	14	RJ12YC	10	J12YC	---	.025
	350 CID V8 High Performance	406	RV12YC	---	---	8406	.035
	350 CID V8	18	RV15YC4	---	---	8018	.035
1991-1979	350 Q Series 350 CID V8	18	RV15YC4	---	---	8018	.035
	350 Tapered Seat Heads 350 CID V8	400	RV9YC	---	---	---	.035
	427 CID V8	409	RF9YC	---	---	---	.030
	430 Series V8	22	RF11YC	---	---	---	.030
	431 Series V8	409	RF9YC	---	---	---	.030
	454 Tapered Seat Heads 454 CID V8	400	RV9YC	---	---	---	.035
	8.2L V8	18	RV15YC4	---	---	8018	.035
	A, B, BA, C Aluminum Heads	854	RH10C	---	---	---	.028
	A, B, BA, C Regular Heads	871	RJ8C	841	J8C	---	.028
	FL 305 CID V8	18	RV15YC4	---	---	8018	.045
	Gi 454 CID V8	18	RV15YC4	---	---	8018	.045
1986-1977	GLV V8	18	RV15YC4	---	---	8018	.035
	GS 350 CID V8	18	RV15YC4	---	---	8018	.045
	Gsi 350 CID V8	401	RS12YC	---	---	8401	.045
	H, K Aluminum Heads	854	RH10C	---	---	---	.028



Year	Model/Engine	Copper Plus®		Alternate Plug		Power Sport™	Gap
		Stk #	Plug Type	Stk #	Plug Type		
CHRIS-CRAFT (cont)							
	H, K Regular Heads	871	RJ8C	841	J8C	---	.028
1986-1977	K Series V8	18	RV15YC4	---	---	8018	.035
	KB, KBL, KC, KFL, KL, KLC, LC, LD Aluminum Heads	854	RH10C	---	---	---	.028
	KB, KBL, KC, KFL, KL, KLC, LC, LD Regular Heads	871	RJ8C	841	J8C	---	.028
	M, MB, MBL, MC, MCL, ML, W, WB Aluminum Heads	854	RH10C	---	---	---	.028
	M, MB, MBL, MC, MCL, ML, W, WB Regular Heads	871	RJ8C	841	J8C	---	.028
300HP							
1986-1975	350 CID V8 High Performance	18	RV15YC4	---	---	8018	.035
1984	FLV 300 CID V8 High Performance	18	RV15YC4	---	---	8018	.035
1986-1985	FLV V8 High Performance	18	RV15YC4	---	---	8018	.035
1983-1975	FLV V8 High Performance	18	RV15YC4	---	---	8018	.035
250HP							
1985	350 340 CID V8	18	RV15YC4	---	---	8018	.035
1986	350 CID V8	18	RV15YC4	---	---	8018	.035
1984-1975	350 CID V8	18	RV15YC4	---	---	8018	.035
1986-1975	GLV V8	18	RV15YC4	---	---	8018	.035
1976	K Series 250 CID V8	18	RV15YC4	---	---	8018	.035
1986-1977	K Series V8	18	RV15YC4	---	---	8018	.035
1975	K Series V8	18	RV15YC4	---	---	8018	.035
215HP							
1976-1975	307 CID V8	930	RV92YC	---	---	---	.035
1976-1975	GLV V8	930	RV92YC	---	---	---	.035
1976	K 215 CID V8	930	RV92YC	---	---	---	.035
1975	K V8	930	RV92YC	---	---	---	.035
CHRYSLER							
	265 CID 6-Cyl	871	RJ8C	841	J8C	---	.035
	265 CID L6	871	RJ8C	841	J8C	---	.035
	273 CID V8	404	RN12YC	---	---	8405	.035
	318 - 1966 and Earlier 318 CID V8	63	RJ14YC	---	---	---	.035
	318 - 1967 Newer 318 CID V8	404	RN12YC	---	---	8405	.035
	340 CID V8	415	RN9YC	300	N9YC	8415	.035
	360 CID V8	404	RN12YC	---	---	8405	.035
	383 CID V8	63	RJ14YC	---	---	---	.035
	400 CID V8	63	RJ14YC	---	---	---	.035
	426 CID V8	63	RJ14YC	---	---	---	.035
	440 CID V8	63	RJ14YC	---	---	---	.035
	M-170 170 CID L6	123	RN5C	120	N5C	---	.035
	M-183B L6	874M	RL82C	811M	L82C	---	.030
	M-225A 225 CID L6	123	RN5C	120	N5C	---	.035
1979-1975	M-225D 225 CID L6	400	RV9YC	---	---	---	.035
1974-1970	M-225D 225 CID L6	123	RN5C	120	N5C	---	.035
	M-225GD 225 CID L6	123	RN5C	120	N5C	---	.035
	M-413B 413 CID V8	63	RJ14YC	---	---	---	.035
	M-413D 413 CID V8	63	RJ14YC	---	---	---	.035
	M-413E 413 CID V8	123	RN5C	120	N5C	---	.035
	M-80	63	RJ14YC	---	---	---	.035
	M-81	123	RN5C	120	N5C	---	.035
	M122A 4-Cyl	874M	RL82C	811M	L82C	---	.035
	M44, M44-3	871	RJ8C	841	J8C	---	.035
	M45, M45-3, M45S, M45S-3, M45SP-3	123	RN5C	120	N5C	---	.035
	M46-3, M46-4, M46S-3 6-Cyl	871	RJ8C	841	J8C	---	.035
	M460B 460 CID V8	406	RV12YC	---	---	8406	.035
	M47-3, M47-4, M47S-3 6-Cyl	871	RJ8C	841	J8C	---	.035
	M91D, M91F 4-Cyl	415	RN9YC	300	N9YC	8415	.035
CHRYSLER VOLVO							
	110, 115, 120, 130, 165, 170	874M	RL82C	811M	L82C	---	.028

**MARINE ENGINES - INBOARD - STERN DRIVE**MOTEURS DE BATEAUX-EN-BORD-SEMI-HORS-BORD
MOTORES MARINOS-A BORDO-IMPULSIÓN A POPA

Year	Model/Engine	Copper Plus®		Alternate Plug		Power Sport™	Gap
		Stk #	Plug Type	Stk #	Plug Type		
CIGARETTE							
<i>See MERCUISER</i>							
CLIMAX							
	302 CID V8	129	RF10C	---	---	---	.030
	351 CID V8	129	RF10C	---	---	---	.030
	460 CID V8	21	RF14YC	---	---	---	.030
	98 CID L4	415	RN9YC	300	N9YC	8415	.030
CLIPPER							
<i>See VOLVO PENTA</i>							
COBALT							
<i>See MERCUISER, OMC, VOLVO PENTA</i>							
COBIA							
<i>See MERCUISER, VOLVO PENTA, YAMAHA</i>							
COECLES HARBOR							
<i>See MERCUISER</i>							
COMMANDER							
<i>See MERCUISER</i>							
CON-O-LIFT							
5.5HP	Marine Hydraulic Trailers Honda OHV	322	RN11YC4	---	---	---	.030
CONQUEST							
<i>See MERCUISER, VOLVO PENTA</i>							
CORAL							
<i>See OMC, VOLVO PENTA</i>							
CORNELL							
	Marine Hoists Chrysler 225 CID L6	930	RV92YC	---	---	---	.035
	Marine Hoists Ford 300 CID L6	129	RF10C	---	---	---	.030
	Marine Hoists Wisconsin	541	RD16	516	D16	---	.025
CORRECT CRAFT							
<i>See PCM</i>							
CRANCHI							
<i>See VOLVO PENTA</i>							
CREST							
<i>See MERCUISER</i>							
CRESTLINER							
<i>See MERCUISER, VOLVO PENTA</i>							
CROSBY							
<i>See CRUSADER</i>							
CROWN LINE							
<i>See MERCUISER, VOLVO PENTA</i>							
CRUISERS							
<i>See CRUSADER, MERCUISER, VOLVO PENTA</i>							
CRUSADER							
1996-1976	190 305 CID V8	406	RV12YC	---	---	8406	.035
1984-1981	229 CID V6	406	RV12YC	---	---	8406	.035
1980-1979	229 CID V6	400	RV9YC	---	---	---	.035
1998-1985	262 CID V6	400	RV9YC	---	---	---	.035
1998-1981	454 CID V8	406	RV12YC	---	---	8406	.035
1998-1989	502 CID V8	406	RV12YC	---	---	8406	.035
	Boat Builder Series 150, 165	123	RN5C	120	N5C	---	.032
	Boat Builder Series 170, 185, 190, 200J, 210, 220, 230, 230J, 250	14	RJ12YC	10	J12YC	---	.025
	Boat Builder Series 280	123	RN5C	120	N5C	---	.035
	Boat Builder Series CM Cadillac	14	RJ12YC	10	J12YC	---	.032
	Boat Builder Series CS 100	123	RN5C	120	N5C	---	.032
	Boat Builder Series CS 180	14	RJ12YC	10	J12YC	---	.032
	Boat Builder Series CS 320	123	RN5C	120	N5C	---	.032



Year	Model/Engine	Copper Plus®		Alternate Plug		Power Sport™	Gap
		Stk #	Plug Type	Stk #	Plug Type		
CRUSADER (cont)							
	Captains Choice 6.0 364 CID V8	408	RS14YC	9405	RS14WMPB4	---	.040
	Champion Series 305 CID V8	406	RV12YC	---	---	8406	.035
	Champion Series 350 CID V8	406	RV12YC	---	---	8406	.035
	Champion Series 350 CID V8 HT	406	RV12YC	---	---	8406	.035
	Champion Series 454 CID V8	406	RV12YC	---	---	8406	.035
	Charger Series 220, 250	14	RJ12YC	10	J12YC	---	.025
	Charger Series CS 185	14	RJ12YC	10	J12YC	---	.025
	Charger Series CS 280, CS 320	123	RN5C	120	N5C	---	.035
	Classic Series 350 CID V8 Plus MPI	401	RS12YC	---	---	8401	.045
	Classic Series 3550 CID V8 Plus EFI	401	RS12YC	---	---	8401	.045
	Classic Series 454 CID V8 HO MPI	406	RV12YC	---	---	8406	.045
	Classic Series 454 CID V8 MPI	401	RS12YC	---	---	8401	.045
	Classic Series 502 CID V8 MPI	406	RV12YC	---	---	8406	.045
1980-1971	Model 185 292 CID	400	RV9YC	---	---	---	.035
1980-1971	Model 210 307 CID V8	400	RV9YC	---	---	---	.035
1996-1976	Model 220 305 CID V8	406	RV12YC	---	---	8406	.035
1998-1971	Model 270 350 CID V8	406	RV12YC	---	---	8406	.035
1980-1972	Model 350 454 CID V8	400	RV9YC	---	---	---	.035
1980	Model 427 427 CID V8	400	RV9YC	---	---	---	.035
	Platinum Series 350 CID V8 Plus MPI	---	---	7408 ¹⁰	RS14PYP	---	.045
	Platinum Series 454 CID V8 HO MPI	---	---	3018 ⁹	RV17PMC4	---	.045
	Platinum Series 454 CID V8 MPI	---	---	7408 ¹⁰	RS14PYP	---	.045
	Platinum Series 502 CID V8 MPI	---	---	3018 ⁹	RV17PMC4	---	.045
	XL & XLi Series 262 CID Carb.	400	RV9YC	---	---	---	.035
	XL & XLi Series 305 CID V8	406	RV12YC	---	---	8406	.035
	XL & XLi Series 350 CID V8	406	RV12YC	---	---	8406	.035
	XL & XLi Series 350 CID V8 HT	406	RV12YC	---	---	8406	.035
	XL & XLi Series 454 CID V8	406	RV12YC	---	---	8406	.035
	XL & XLi Series 454 CID V8 HO	406	RV12YC	---	---	8406	.035
	XL & XLi Series 502 CID V8	406	RV12YC	---	---	8406	.035
CUTTER							
See <i>MERCUISER</i>							
CUYUNA							
40HP JET DRIVE ENGINES							
	Model 430LC	880	RN3C	801	N3C	8902	.030
DAYTONA							
	150	123	RN5C	120	N5C	---	.035
	300	14	RJ12YC	10	J12YC	---	.035
	400 Turbo V8	123	RN5C	120	N5C	---	.035
	427 Turbo V8	123	RN5C	120	N5C	---	.035
	Models 100	123	RN5C	120	N5C	---	.035
	Models 200	14	RJ12YC	10	J12YC	---	.035
	Models 400 V8	123	RN5C	120	N5C	---	.035
	Models 427 V8	123	RN5C	120	N5C	---	.035
DELTA STAR							
See <i>MERCUISER, VOLVO PENTA</i>							
DONZIE							
See <i>MERCUISER, VOLVO PENTA</i>							
DORAL							
See <i>MERCUISER, VOLVO PENTA</i>							
DREAM CRUISER							
See <i>VOLVO PENTA</i>							
DYNAFOIL							
	G440-BW Xenoah 432CC	123	RN5C	120	N5C	---	.025

⁹Platinum Power; ¹⁰Double Platinum

**MARINE ENGINES - INBOARD - STERN DRIVE**MOTEURS DE BATEAUX-EN-BORD-SEMI-HORS-BORD
MOTORES MARINOS-A BORDO-IMPULSIÓN A POPA

Year	Model/Engine	Copper Plus®		Alternate Plug		Power Sport™	Gap
		Stk #	Plug Type	Stk #	Plug Type		
DYNASTY							
<i>See MERCUISER, OMC, VOLVO PENTA, YAMAHA</i>							
EASTERN							
<i>See MERCUISER</i>							
EBBTIDE							
<i>See MERCUISER, OMC, VOLVO PENTA, YAMAHA</i>							
EGG HARBOR							
<i>See CRUSADER</i>							
ELIMINATOR							
<i>See CRUSADER, MARINE POWER, MERCUISER</i>							
ENVISION							
<i>See MERCUISER</i>							
ERCOA							
<i>See MERCUISER</i>							
EUROLINE							
<i>See MERCUISER</i>							
EVINRUDE							
210HP							
	TU-17, TU-19, TU-20, TU-21: 283 CID V8	63	RJ14YC	---	---	---	.035
	TU-17, TU-19, TU-20, TU-21: 307 CID V8	63	RJ14YC	---	---	---	.035
200HP							
	TU-14, TU-15, TU-16: 300 CID V8	63	RJ14YC	---	---	---	.035
185HP							
	KU 283 CID V8	14	RJ12YC	10	J12YC	---	.035
155HP							
	HU 225 CID L6	63	RJ14YC	---	---	---	.035
150HP							
	HU 225 CID L6	63	RJ14YC	---	---	---	.035
120HP							
	CU, SU 153 CID L4	123	RN5C	120	N5C	---	.035
110HP							
	CU, SU 153 CID L4	123	RN5C	120	N5C	---	.035
90HP							
	DU, NU 1600CC	415	RN9YC	300	N9YC	8415	.025
	DU, NU 89 CID	825	J4C	---	---	---	.030
88HP							
	DU 89 CID	825	J4C	---	---	---	.030
80HP							
	NU 1600CC	415	RN9YC	300	N9YC	8415	.025
EXCEL							
<i>See MERCUISER, VOLVO PENTA</i>							
FALCON							
<i>See MERCUISER, VOLVO PENTA</i>							
FARALLON							
<i>See VOLVO PENTA</i>							
FLAGSHIP							
	125FMC 181 CID High Performance	400	RV9YC	---	---	---	.035
	145FEFI 181 CID High Performance	401	RS12YC	---	---	8401	.032
1977-1975	181FL Transdrive, Inboard & V-Drive	18	RV15YC4	---	---	8018	.035
	200FMC 262 CID High Performance	400	RV9YC	---	---	---	.035
	225FMC 305 CID High Performance	400	RV9YC	---	---	---	.035
	235FEFI 262 CID High Performance	400	RV9YC	---	---	---	.035
	250FEFI Gen 1+ E Vortec 262 CID High Performance	401	RS12YC	---	---	8401	.035
	260FMC, 300FMC 350 CID High Performance	400	RV9YC	---	---	---	.035
1977-1975	280E Transdrive, Inboard & V-Drive	400	RV9YC	---	---	---	.035
1974-1971	292 CID Transdrive, Inboard & V-Drive	406	RV12YC	---	---	8406	.035
1993-1975	295FAS 350 CID V8 High Performance	400	RV9YC	---	---	---	.035
	300FEFI 350 CID V8 High Performance	400	RV9YC	---	---	---	.035



Year	Model/Engine	Copper Plus®		Alternate Plug		Power Sport™	Gap
		Stk #	Plug Type	Stk #	Plug Type		
FLAGSHIP (cont)							
1993-1977	305 CID V8 Transdrive, Inboard & V-Drive	400	RV9YC	---	---	---	.045
1974-1971	307 CID V8 Transdrive, Inboard & V-Drive	400	RV9YC	---	---	---	.035
	320FEFI Gen 1+ 350 CID V8 High Performance	401	RS12YC	---	---	8401	.035
1993-1975	335 350 CID V8 High Performance	400	RV9YC	---	---	---	.035
1993-1975	350 CID V8 Transdrive, Inboard & V-Drive	400	RV9YC	---	---	---	.045
1974-1971	350 CID V8 Transdrive, Inboard & V-Drive	400	RV9YC	---	---	---	.035
	355FEFI Gen 1+ K Vortec 350 CID V8 High Performance	401	RS12YC	---	---	8401	.035
	370FMC 454 CID V8 High Performance	400	RV9YC	---	---	---	.035
	375FEFI 454 CID V8 High Performance	400	RV9YC	---	---	---	.035
1993-1975	380FAS 350 CID V8 High Performance	400	RV9YC	---	---	---	.035
	380FMC 502 CID V8 High Performance	400	RV9YC	---	---	---	.035
	400FEFI 502 CID V8 High Performance	18	RV15YC4	---	---	8018	.035
	400FMC 502 CID V8 High Performance	400	RV9YC	---	---	---	.035
	425FEFI 454 CID V8 High Performance	400	RV9YC	---	---	---	.035
1974-1971	427 CID V8 Transdrive, Inboard & V-Drive	400	RV9YC	---	---	---	.035
1993-1975	450FAJ 454 CID V8 High Performance	400	RV9YC	---	---	---	.035
1993-1975	450FAS 454 CID V8 High Performance	400	RV9YC	---	---	---	.035
	450FEFI Gen VI 502 CID V8 High Performance	802	V63C	---	---	---	.035
1993-1975	454 CID V8 Transdrive, Inboard & V-Drive	400	RV9YC	---	---	---	.045
1974-1971	454 CID V8 Transdrive, Inboard & V-Drive	400	RV9YC	---	---	---	.035
	475FEFI 502 CID V8 High Performance	802	V63C	---	---	---	.035
	485FEFI 454 CID V8 High Performance	802	V63C	---	---	---	.035
1981-1975	500FAJ 490 CID V8 High Performance	400	RV9YC	---	---	---	.035
1981-1975	500FAS 490 CID V8 High Performance	400	RV9YC	---	---	---	.035
	500FAW 454 CID V8 High Performance	802	V63C	---	---	---	.035
	500FEFI Gen VI 502 CID V8 High Performance	802	V63C	---	---	---	.035
	515FEFI 502 CID V8 High Performance	802	V63C	---	---	---	.035
	525FAS 454 CID V8 High Performance	802	V63C	---	---	---	.035
	525FEFI 510 CID V8 High Performance	802	V63C	---	---	---	.035
1977-1975	550FAJ 400 CID V8 High Performance	400	RV9YC	---	---	---	.035
1977-1975	550FAJ 454 CID V8 High Performance	400	RV9YC	---	---	---	.035
1977-1975	550FAJ 460 CID V8 High Performance	400	RV9YC	---	---	---	.035
1977-1975	550FAS 400 CID V8 High Performance	400	RV9YC	---	---	---	.035
1977-1975	550FAS 454 CID V8 High Performance	400	RV9YC	---	---	---	.035
1977-1975	550FAS 460 CID V8 High Performance	400	RV9YC	---	---	---	.035
	550FEFI 510 CID V8 High Performance	802	V63C	---	---	---	.035
	600FSEFI Supercharged 502 CID V8 High Performance	802	V63C	---	---	---	.035
	625FEFI 540 CID V8 High Performance	802	V63C	---	---	---	.035
	650FASI 510 CID V8 High Performance	802	V63C	---	---	---	.035
1981-1975	675FAJ (Normal) 466 CID V8 High Performance	400	RV9YC	---	---	---	.035
1977-1975	675FAJ (Racing) 466 CID V8 High Performance	669	V57C	---	---	---	.035
1981-1975	675FAS (Normal) 466 CID V8 High Performance	400	RV9YC	---	---	---	.035
1977-1975	675FAS (Racing) 466 CID V8 High Performance	669	V57C	---	---	---	.035
	675FEFI 575 CID V8 High Performance	802	V63C	---	---	---	.035
	700FSEFI Supercharged 540 CID High Performance	802	V63C	---	---	---	.035
	800FSEFI Supercharged 572 CID High Performance	802	V63C	---	---	---	.035
	850FASIF 510 CID High Performance	802	V63C	---	---	---	.035
	Model 155 292 CID V8 Transdrive, Inboard & V-Drive	123	RN5C	120	N5C	---	.035
	Model 300 427 CID V8 Transdrive, Inboard & V-Drive	123	RN5C	120	N5C	---	.035
1993-1975	TC400-1 350 CID V8 High Performance	400	RV9YC	---	---	---	.035
1993-1975	TC450-1 350 CID V8 High Performance	802	V63C	---	---	---	.035
1993-1975	TC500-1 350 CID V8 High Performance	802	V63C	---	---	---	.035
1993-1975	TC500-1 454 CID V8 High Performance	802	V63C	---	---	---	.035
1993-1975	TC550-1 454 CID V8 High Performance	400	RV9YC	---	---	---	.035
1993-1975	TC600-1 454 CID V8 High Performance	802	V63C	---	---	---	.035
1977-1975	TC650 454 CID V8 High Performance	802	V63C	---	---	---	.035
1981-1975	TC700-I-O 466 CID V8 High Performance	669	V57C	---	---	---	.035
1977-1975	TC800 460 CID V8 High Performance	669	V57C	---	---	---	.035
1981-1975	TCX950 466 CID V8 High Performance	669	V57C	---	---	---	.035

**MARINE ENGINES - INBOARD - STERN DRIVE**MOTEURS DE BATEAUX-EN-BORD-SEMI-HORS-BORD
MOTORES MARINOS-A BORDO-IMPULSIÓN A POPA

Year	Model/Engine	Copper Plus®		Alternate Plug		Power Sport™	Gap
		Stk #	Plug Type	Stk #	Plug Type		
FORD							
	104 CID	322	RN11YC4	---	---	---	.035
	158 CID	123	RN5C	120	N5C	---	.035
	172 CID	854	RH10C	---	---	---	.035
	201 CID	123	RN5C	120	N5C	---	.035
	250 CID	129	RF10C	---	---	---	.035
	302 CID V8 1975 Newer	406	RV12YC	---	---	8406	.035
	302 CID V8 Thru 1974	409	RF9YC	---	---	---	.035
	351 CID V8 1975 Newer	406	RV12YC	---	---	8406	.035
	351 CID V8 Thru 1974	409	RF9YC	---	---	---	.035
1989-1975	427 CID V8	406	RV12YC	---	---	8406	.035
	427 CID V8 Thru 1974	409	RF9YC	---	---	---	.035
1989-1975	429 CID V8	406	RV12YC	---	---	8406	.035
	460 CID V8	406	RV12YC	---	---	8406	.035
1981-1977	477 CID V8	106	RZF10	---	---	---	.035
	477 CID V8 Thru 1976	129	RF10C	---	---	---	.035
1976	534 CID V8 w-1/2" reach plug	129	RF10C	---	---	---	.035
1976	534 CID V8 w/1" reach plug	106	RZF10	---	---	---	.035
	67 CID V8	415	RN9YC	300	N9YC	8415	.035
	98 CID V8	415	RN9YC	300	N9YC	8415	.035
FORESTER							
<i>See MERCUISER, VOLVO PENTA</i>							
FORMULA							
<i>See MERCUISER, OMC, VOLVO PENTA</i>							
FOUNTAIN							
<i>See MERCUISER</i>							
FOUR WINNS							
<i>See OMC, VOLVO PENTA</i>							
G.W. INVADER							
<i>See MERCUISER, VOLVO PENTA, YAMAHA</i>							
GALAXIE							
<i>See MERCUISER</i>							
GEKKO							
<i>See MERCUISER, PCM</i>							
GENESIS							
<i>See MERCUISER, VOLVO PENTA</i>							
GLASSTREAM							
<i>See MERCUISER, VOLVO PENTA</i>							
GLASTRON							
<i>See MERCUISER, VOLVO PENTA</i>							
GODFREY							
<i>See MERCUISER, VOLVO PENTA</i>							
GOFF							
1973-1969	GMP 225	63	RJ14YC	---	---	---	.035
1973	GMP 455 V8	58	RJ18YC	---	---	---	.040
1972-1971	GMP 455 V8	63	RJ14YC	---	---	---	.040
1970-1961	GMP 455 V8	63	RJ14YC	---	---	---	.030
GRAYMARINE							
EXPRESS SERIES							
	112	514	D14	---	---	---	.025
	162	509	D9	---	---	---	.025
	Four 140	509	D9	---	---	---	.025
	Four 52	514	D14	---	---	---	.025
	Sea Scout 91	592M	RJ12C	511	J11C	---	.035
	Six 111	514	D14	---	---	---	.025
	Six 121, 186	509	D9	---	---	---	.025
	Six 224	506	D6	---	---	---	.025
	Six 427	514	D14	---	---	---	.025

**MARINE ENGINES - INBOARD - STERN DRIVE**MOTEURS DE BATEAUX-EN-BORD-SEMI-HORS-BORD
MOTORES MARINOS-A BORDO-IMPULSIÓN A POPA

Year	Model/Engine	Copper Plus®		Alternate Plug		Power Sport™	Gap
		Stk #	Plug Type	Stk #	Plug Type		
GRAYMARINE (cont)							
EXPRESS SERIES							
	Six 71, 77, 80	514	D14	---	---	---	.025
	Six 91	506	D6	---	---	---	.025
	Super 117, 427	509	D9	---	---	---	.025
FIREBALL SERIES							
	135, 138, 138A V8	14	RJ12YC	10	J12YC	---	.025
	150	509	D9	---	---	---	.020
	175, 178, 178B, 188 V8	14	RJ12YC	10	J12YC	---	.025
	215, 220, 225, 238, 280 V8	14	RJ12YC	10	J12YC	---	.025
	310 V8	14	RJ12YC	10	J12YC	---	.025
	360 V8	405	RN14YC	---	---	8405	.025
	427 V8	14	RJ12YC	10	J12YC	---	.025
	CF, CH V8	14	RJ12YC	10	J12YC	---	.025
	Four 50	871	RJ8C	841	J8C	---	.025
	Four 90	514	D14	---	---	---	.025
	Models 170, 195, 260 V8	14	RJ12YC	10	J12YC	---	.025
	Models 304 V8	405	RN14YC	---	---	8405	.025
	Models C V8	14	RJ12YC	10	J12YC	---	.025
	Six 116, 140, 160	509	D9	---	---	---	.020
	Six 232	415	RN9YC	300	N9YC	8415	.025
	Stern Drive	415	RN9YC	300	N9YC	8415	.025
	Super 330	509	D9	---	---	---	.020
LUGGER SERIES							
	112	541	RD16	516	D16	---	.025
	140, 162	514	D14	---	---	---	.025
	52	541	RD16	516	D16	---	.025
	75, 80, 85TD	514	D14	---	---	---	.025
	91	592M	RJ12C	511	J11C	---	.035
	Four 22	541	RD16	516	D16	---	.025
	Four 40	514	D14	---	---	---	.025
	Four 69	592M	RJ12C	511	J11C	---	.035
	Seascout 45	592M	RJ12C	511	J11C	---	.035
	Six 121, 186, 226	541	RD16	516	D16	---	.025
	Six 244	514	D14	---	---	---	.025
	Six 330	541	RD16	516	D16	---	.025
	Six 51	541	RD16	516	D16	---	.025
	Six 71, 77	509	D9	---	---	---	.025
	Six 91	514	D14	---	---	---	.025
PHANTOM SERIES							
	120, 122, 135, 136, 150, 162, 165	514	D14	---	---	---	.025
	200	506	D6	---	---	---	.025
	620	514	D14	---	---	---	.025
	750	514	D14	---	---	---	.025
	85, 86	514	D14	---	---	---	.025
	Four 45	871	RJ8C	841	J8C	---	.025
	Four 62	509	D9	---	---	---	.025
	Four 75	514	D14	---	---	---	.025
	Six 100	514	D14	---	---	---	.025
	Six 103, 104	509	D9	---	---	---	.025
	Six 109, 109TD, 110	514	D14	---	---	---	.025
	Six 112	509	D9	---	---	---	.025
	Six 115	506	D6	---	---	---	.025
	Six 116, 118	514	D14	---	---	---	.025
	Six 125	509	D9	---	---	---	.025
	Six 175, 185	514	D14	---	---	---	.025
	Six 70, 80	514	D14	---	---	---	.025
	Six 88, 90	509	D9	---	---	---	.025

**MARINE ENGINES - INBOARD - STERN DRIVE**MOTEURS DE BATEAUX-EN-BORD-SEMI-HORS-BORD
MOTORES MARINOS-A BORDO-IMPULSIÓN A POPA

Year	Model/Engine	Copper Plus®		Alternate Plug		Power Sport™	Gap
		Stk #	Plug Type	Stk #	Plug Type		
GUARDIAN MARINE							
	455 CID V8	63	RJ14YC	---	---	---	.040
	Chevrolet 454 CID V8	18	RV15YC4	---	---	8018	.035
	Ford 302 CID V8	406	RV12YC	---	---	8406	.035
	Ford 351 CID V8	406	RV12YC	---	---	8406	.035
	Ford 460 CID V8	406	RV12YC	---	---	8406	.035
HACKER CRAFT							
<i>See CRUSADER</i>							
HALLETT							
<i>See MERCUISER</i>							
HARBOR MASTER							
<i>See MERCUISER</i>							
HARDIN MARINE							
1986-1980	H225IO	18	RV15YC4	---	---	8018	.035
1990-1969	H240J	63	RJ14YC	---	---	8406	.035
1990-1969	H240V Gasket Seat	63	RJ14YC	---	---	---	.035
1990-1969	H240V Tapered Seat	406	RV12YC	---	---	8406	.035
1986-1980	H260IO	18	RV15YC4	---	---	8018	.035
1986-1980	H280I	18	RV15YC4	---	---	8018	.035
1976-1969	H295J, H295V	63	RJ14YC	---	---	---	.035
1990-1977	H300J, H300V	63	RJ14YC	---	---	---	.035
1990-1979	H305I	18	RV15YC4	---	---	8018	.035
1990-1979	H320J, H320V	18	RV15YC4	---	---	8018	.035
1990-1978	H320TC	802	V63C	---	---	---	.028
1976-1975	H324J, H324V	63	RJ14YC	---	---	---	.035
1976-1969	H325J, H325V	63	RJ14YC	---	---	---	.030
1976-1969	H345J, H345V	63	RJ14YC	---	---	---	.030
1990-1979	H350I	18	RV15YC4	---	---	8018	.035
1990-1978	H405TC	802	V63C	---	---	---	.028
1990-1979	H454I	18	RV15YC4	---	---	8018	.035
1976	H455J (ET)	63	RJ14YC	---	---	---	.035
1976	H455V (ET)	63	RJ14YC	---	---	---	.035
1990-1980	HM225I, HM225J, HM225TS, HM225V	18	RV15YC4	---	---	8018	.035
1990-1983	HM260I	406	RV12YC	---	---	8406	.035
1990-1980	HM260J, HM260TS, HM260V	18	RV15YC4	---	---	8018	.035
1990-1983	HM280I	406	RV12YC	---	---	8406	.035
1990-1980	HM280J, HM280TS, HM280V	18	RV15YC4	---	---	8018	.035
1990-1983	HM333I	406	RV12YC	---	---	8406	.035
1990-1976	HM333J, HM333V	18	RV15YC4	---	---	8018	.035
1990-1983	HM400	406	RV12YC	---	---	8406	.035
1990-1983	HM405I	406	RV12YC	---	---	8406	.035
1990-1974	HM405J, HM405V	18	RV15YC4	---	---	8018	.035
1990-1983	HM425	406	RV12YC	---	---	8406	.035
1990-1983	HM430	406	RV12YC	---	---	8406	.035
HARMAN HOUSE							
	Chevrolet 350 CID V8	406	RV12YC	---	---	8406	.040
	Chevrolet 454 CID V8	18	RV15YC4	---	---	8018	.035
	Ford 460 CID V8	406	RV12YC	---	---	8406	.035
HARRIS FLOTEBOTE & FLOTEDEK							
<i>See MERCUISER, VOLVO PENTA</i>							
HARRIS KAYOT							
<i>See VOLVO PENTA</i>							
HOLIDAY MANSION							
<i>See CRUSADER, MERCUISER, PCM, VOLVO PENTA</i>							
HOVER AIR AMERICA							
	3 Plus 1 Mercruiser 4.3L	18	RV15YC4	---	---	8018	.035



Year	Model/Engine	Copper Plus®		Alternate Plug		Power Sport™	Gap
		Stk #	Plug Type	Stk #	Plug Type		
HURRICANE							
<i>See MERCUISER, VOLVO PENTA</i>							
HUSTLER							
<i>See also MERCUISER</i>							
	375 V8	400	RV9YC	---	---	---	.035
	450 V8	400	RV9YC	---	---	---	.035
	525 V8	400	RV9YC	---	---	---	.035
	585 V8	400	RV9YC	---	---	---	.035
	Model 350 V8	400	RV9YC	---	---	---	.035
HYDRODYNE							
<i>See INDMAR, MERCUISER, PCM</i>							
IMP							
<i>See MERCUISER</i>							
IMPERIAL							
<i>See MERCUISER</i>							
INDMAR							
	Cadillac 4.6L V8 MPI Northstar	---	---	7013 ¹⁰	RS14PYP6	---	.050
	Cadillac 6.0L V8 HO Vortec	---	---	7983	RS14PMPB5	---	.060
	Chevrolet 4.3L V6 EFI	406	RV12YC	---	---	8406	.035
	Chevrolet 400 CID V8	406	RV12YC	---	---	8406	.045
	Chevrolet 5.0L V8 Carb.	406	RV12YC	---	---	8406	.045
	Chevrolet 5.7L V8 Carb.	406	RV12YC	---	---	8406	.045
	Chevrolet 5.7L V8 EFI	406	RV12YC	---	---	8406	.045
	Chevrolet 5.7L V8 EFI HO	304	RS9YC	---	---	8304	.045
	Chevrolet 5.7L V8 Gen1 Carb.	304	RS9YC	---	---	8304	.030
	Chevrolet 5.7L V8 Gen1 EFI	304	RS9YC	---	---	8304	.045
	Chevrolet 5.7L V8 Gen1 HO EFI	304	RS9YC	---	---	8304	.030
	Chevrolet 5.7L V8 HO Carb.	304	RS9YC	---	---	8304	.045
	Chevrolet 5.7L V8 LT-1 EFI	304	RS9YC	---	---	8304	.045
2002-1998	Chevrolet 7.4L V8	304	RS9YC	---	---	8304	.045
	Chevrolet 7.4L V8 Prior to 1998	406	RV12YC	---	---	8406	.045
2002-1998	Chevrolet 8.2L V8	304	RS9YC	---	---	8304	.045
	Chevrolet 8.2L V8 Prior to 1998	406	RV12YC	---	---	8406	.045
	Ford 5.0L V8	406	RV12YC	---	---	8406	.044
	Ford 5.8L V8	406	RV12YC	---	---	8406	.044
	Ford 5.8L V8 HO	304	RS9YC	---	---	8304	.044
	Ford 7.5L V8	406	RV12YC	---	---	8406	.044
1982-1976	Oldsmobile 350 CID V8	58	RJ18YC	---	---	---	.040
1982-1976	Oldsmobile 403 CID V8	58	RJ18YC	---	---	---	.040
1976-1975	Oldsmobile 455 CID V8	58	RJ18YC	---	---	---	.040
INFINITY							
<i>See MERCUISER</i>							
INTERCEPTOR							
	104 V6	814	RL82YC	328	L82YC	8814	.030
	122 V6	814	RL82YC	328	L82YC	8814	.030
	144 Side Draft Carb.	21	RF14YC	---	---	---	.030
	170 Down Draft Carb.	129	RF10C	---	---	---	.030
	170 Side Draft Carb.	21	RF14YC	---	---	---	.030
	200, 256, 272, 272, 289, 292	129	RF10C	---	---	---	.030
	302 V8	22	RF11YC	---	---	---	.030
	312	129	RF10C	---	---	---	.030
	352	129	RF10C	---	---	---	.030
	390 V8	22	RF11YC	---	---	---	.030
400HP							
	427 Normal Operation V8	22	RF11YC	---	---	---	.030
300HP							
	427 Normal Operation V8	129	RF10C	---	---	---	.030

¹⁰Double Platinum

**MARINE ENGINES - INBOARD - STERN DRIVE**MOTEURS DE BATEAUX-EN-BORD-SEMI-HORS-BORD
MOTORES MARINOS-A BORDO-IMPULSIÓN A POPA

Year	Model/Engine	Copper Plus®		Alternate Plug		Power Sport™	Gap
		Stk #	Plug Type	Stk #	Plug Type		
INVADER							
<i>See MERCUISER, VOLVO PENTA</i>							
JOHNSON							
210HP							
	TU-17 283 CID V8	63	RJ14YC	---	---	---	.035
	TU-17 307 CID V8	63	RJ14YC	---	---	---	.035
200HP							
	TU-14, TU-15, TU-16 300 CID V8	63	RJ14YC	---	---	---	.035
185HP							
	KU 283 CID V8	14	RJ12YC	10	J12YC	---	.035
155HP							
	HU 225 CID L6	63	RJ14YC	---	---	---	.035
150HP							
	HU 225 CID L6	63	RJ14YC	---	---	---	.035
120HP							
	CU, SU 153 CID L4	123	RN5C	120	N5C	---	.035
110HP							
	CU, SU 153 CID L4	123	RN5C	120	N5C	---	.035
90HP							
	DU, NU 1600CC	415	RN9YC	300	N9YC	8415	.025
	DU, NU 89 CID	825	J4C	---	---	---	.030
88HP							
	DU 89 CID	825	J4C	---	---	---	.030
80HP							
	NU 1600CC	415	RN9YC	300	N9YC	8415	.025
KAYOT							
<i>See MERCUISER, OMC, VOLVO PENTA</i>							
KERMATH							
	Sea Pup	592M	RJ12C	511	J11C	---	.025
	Sea Twin	592M	RJ12C	511	J11C	---	.025
KING							
450HP							
1986-1973	454 CID V8	18	RV15YC4	---	---	8018	.035
410HP							
1973-1972	455 CID V8	63	RJ14YC	---	---	---	.035
325HP							
1973-1972	455 CID V8	63	RJ14YC	---	---	---	.040
270HP							
1973-1971	455 CID V8	58	RJ18YC	---	---	---	.040
240HP							
1975-1971	350 CID V8	63	RJ14YC	---	---	---	.040
LA. SKIER							
<i>See PCM</i>							
LARSON							
<i>See MERCUISER, VOLVO PENTA</i>							
LEHMAN ECON-O-POWER							
1973-1972	Capri Ford 155 CID 6-Cyl	415	RN9YC	300	N9YC	8415	.035
1970-1957	Chevrolet 283 CID V8	14	RJ12YC	10	J12YC	---	.035
1973-1971	Chevrolet 307 CID V8	930	RV92YC	---	---	---	.035
1970-1957	Chevrolet 307 CID V8	14	RJ12YC	10	J12YC	---	.035
1970-1957	Chevrolet 327 CID V8	14	RJ12YC	10	J12YC	---	.035
1988-1973	Chevrolet 350 CID V8	18	RV15YC4	---	---	8018	.035
1970-1957	Chevrolet 350 CID V8	14	RJ12YC	10	J12YC	---	.035
1973-1971	Chevrolet 400 CID V8	18	RV15YC4	---	---	8018	.035
1970-1957	Chevrolet 400 CID V8	14	RJ12YC	10	J12YC	---	.035
1973-1960	Ford 170 CID 6-Cyl	129	RF10C	---	---	---	.035
1973-1960	Ford 200 CID 6-Cyl	129	RF10C	---	---	---	.035
1973-1960	Ford 240 CID 6-Cyl	129	RF10C	---	---	---	.035
1973-1960	Ford 250 CID 6-Cyl	129	RF10C	---	---	---	.035



Year	Model/Engine	Copper Plus®		Alternate Plug		Power Sport™	Gap
		Stk #	Plug Type	Stk #	Plug Type		
LEHMAN ECON-O-POWER (cont)							
1954	Ford 256 CID V8	537	RH12	512	H12	---	.035
1968-1963	Ford 260 CID V8	129	RF10C	---	---	---	.035
1968-1963	Ford 289 CID V8	129	RF10C	---	---	---	.035
1962-1956	Ford 292 CID V8	22	RF11YC	---	---	---	.035
1973-1960	Ford 300 CID 6-Cyl	129	RF10C	---	---	---	.035
1971-1969	Ford 302 CID V8 14mm Heads	400	RV9YC	---	---	---	.035
1973-1968	Ford 302 CID V8 18mm Heads	129	RF10C	---	---	---	.035
1962-1956	Ford 312 CID V8	22	RF11YC	---	---	---	.035
1973-1970	Ford 351 CID V8 14mm Heads	406	RV12YC	---	---	8406	.035
1973-1968	Ford 351 CID V8 18mm Heads	129	RF10C	---	---	---	.035
1968-1958	Ford 390 CID V8	129	RF10C	---	---	---	.035
1968-1958	Ford 410 CID V8	129	RF10C	---	---	---	.035
1968-1958	Ford 427 CID V8	129	RF10C	---	---	---	.035
1968-1958	Ford 428 CID V8	129	RF10C	---	---	---	.035
1973-1970	Ford 429 CID V8 14mm Heads	406	RV12YC	---	---	8406	.035
1973-1968	Ford 429 CID V8 18mm Heads	129	RF10C	---	---	---	.035
1973-1970	Ford 460 CID V8 14mm Heads	406	RV12YC	---	---	8406	.035
1973-1968	Ford 460 CID V8 18mm Heads	129	RF10C	---	---	---	.035
LITTLE HARBOR							
See CRUSADER, MERCUISER, VOLVO PENTA							
LUHRS							
See CRUSADER, MARINE POWER, MERCUISER							
MAGIC							
See MERCUISER							
MAINSHIP							
See CRUSADER, MARINE POWER							
MALIBU							
See INDMAR, MERCUISER							
MARADA							
See MERCUISER, VOLVO PENTA							
MARES							
See MERCUISER, VOLVO PENTA							
MARIAH							
See MERCUISER, VOLVO PENTA, YAMAHA							
MARINE OWER							
425HP							
2002-2001	Vortec MPI 8.1L V8	---	---	7983	RS14PMPB5	---	.060
385HP							
2002-2001	Vortec MPI 8.1L V8	---	---	7983	RS14PMPB5	---	.060
MARINE POWER							
1978-1975	181 Gasket Seat	123	RN5C	120	N5C	---	.035
1991-1975	181 Tapered Seat .460" Reach	18	RV15YC4	---	---	8018	.035
2002-1992	181 Tapered Seat .708" Reach	401	RS12YC	---	---	8401	.035
2002-1999	502 500X V8	18	RV15YC4	---	---	8018	.035
700HP							
2000	502 700X V8	18	RV15YC4	---	---	8018	.035
550HP							
1997-1992	540 V8	406	RV12YC	---	---	8406	.035
475HP							
2000-1992	502 V8	18	RV15YC4	---	---	8018	.035
440HP							
2002-1992	454 V8	18	RV15YC4	---	---	8018	.035
410HP							
2002-1992	502 V8	18	RV15YC4	---	---	8018	.035
390HP							
2002-1992	454 V8	18	RV15YC4	---	---	8018	.035
340HP							
2002-1992	454 V8	18	RV15YC4	---	---	8018	.035

**MARINE ENGINES - INBOARD - STERN DRIVE**MOTEURS DE BATEAUX-EN-BORD-SEMI-HORS-BORD
MOTORES MARINOS-A BORDO-IMPULSIÓN A POPA

Year	Model/Engine	Copper Plus®		Alternate Plug		Power Sport™	Gap
		Stk #	Plug Type	Stk #	Plug Type		
MARINE POWER (cont)							
340HP							
2002-1998	Vortec MPI 7.4L V8	18	RV15YC4	---	---	8018	.035
330HP							
1991-1975	454 V8	18	RV15YC4	---	---	8018	.035
1991-1975	B V8	18	RV15YC4	---	---	8018	.035
1991-1975	BM V8	18	RV15YC4	---	---	8018	.035
325HP							
2002-1992	350 V8	18	RV15YC4	---	---	8018	.035
2002-1998	Vortec 5.7L V8	401	RS12YC	---	---	8401	.035
2002-1998	Vortec MPI 7.4L V8	18	RV15YC4	---	---	8018	.035
300HP							
2002-1992	350 V8	18	RV15YC4	---	---	8018	.035
294HP							
1997-1996	350 Premium V8	401	RS12YC	---	---	8401	.035
260HP							
2002-1992	350 V8	18	RV15YC4	---	---	8018	.035
225HP							
2000-1992	262	18	RV15YC4	---	---	8018	.035
2002-1998	Vortec 4.3L V6	401	RS12YC	---	---	8401	.035
200HP							
2000-1992	262	18	RV15YC4	---	---	8018	.035
MARINE REPOWER							
	Chrysler 318 CID V8	404	RN12YC	---	---	8405	.035
	Chrysler 360 CID V8	404	RN12YC	---	---	8405	.035
	Chrysler 440 CID V8	63	RJ14YC	---	---	---	.035
	Ford 302 CID V8	406	RV12YC	---	---	8406	.035
	Ford 351 CID V8	409	RF9YC	---	---	---	.035
	Ford 460 CID V8	406	RV12YC	---	---	8406	.035
	Gasket Seat GM 292 CID	123	RN5C	120	N5C	---	.035
	GM 229 CID V6	18	RV15YC4	---	---	8018	.035
	GM 250 CID V6	930	RV92YC	---	---	---	.035
	GM 262 CID V6	18	RV15YC4	---	---	8018	.035
	GM 305 CID V8	18	RV15YC4	---	---	8018	.035
	GM 327 CID V8	14	RJ12YC	10	J12YC	---	.035
	GM 350 CID V8	18	RV15YC4	---	---	8018	.035
	GM 454 CID V8	406	RV12YC	---	---	8406	.035
	Tapered Seat GM 292 CID	18	RV15YC4	---	---	8018	.035
MARINETEK							
1988-1975	Chrysler 318 CID V8	404	RN12YC	---	---	8405	.035
1974-1966	Chrysler 318 CID V8	63	RJ14YC	---	---	---	.035
1988-1975	Chrysler 360 CID V8	404	RN12YC	---	---	8405	.035
1995-1981	Ford 302 CID V8	18	RV15YC4	---	---	8018	.035
1980-1975	Ford 302 CID V8	406	RV12YC	---	---	8406	.035
1974-1968	Ford 302 CID V8	409	RF9YC	---	---	---	.035
1987-1975	Ford 351 CID V8	406	RV12YC	---	---	8406	.035
1974-1969	Ford 351 CID V8	409	RF9YC	---	---	---	.035
1987-1975	Ford 460 CID V8	406	RV12YC	---	---	8406	.035
1974-1973	Ford 460 CID V8	409	RF9YC	---	---	---	.035
1997-1990	GM 181 CID HO	401	RS12YC	---	---	8401	.045
1984-1980	GM 229 CID V6	18	RV15YC4	---	---	8018	.035
1980-1970	GM 250 CID	18	RV15YC4	---	---	8018	.035
1992-1985	GM 262 CID	18	RV15YC4	---	---	8018	.035
1995-1976	GM 305 CID V8	18	RV15YC4	---	---	8018	.035
1995-1971	GM 350 CID V8	18	RV15YC4	---	---	8018	.035
1970-1967	GM 350 CID V8	63	RJ14YC	---	---	---	.035
1995-1987	GM 350 CID V8 HO	406	RV12YC	---	---	8406	.035
1987-1973	GM 454 CID V8	18	RV15YC4	---	---	8018	.035
1993-1992	GM 454 CID V8 Gen V	406	RV12YC	---	---	8406	.035
1991-1984	GM 454 CID V8 HO	406	RV12YC	---	---	8406	.035



Year	Model/Engine	Copper Plus®		Alternate Plug		Power Sport™	Gap
		Stk #	Plug Type	Stk #	Plug Type		
MASTERCRAFT							
See INDMAR							
MAXUM							
See MERCUISER							
MB SPORTS							
See PCM							
MEDITERRANEAN							
See CRUSADER							
MERCUISER							
INBOARD ENGINES: FORD V-8 302 & 351 CID							
	215, 225 V8	129	RF10C	---	---	---	.030
	233 w/14mm Heads V8	18	RV15YC4	---	---	8018	.035
	233 w/18mm Heads V8	129	RF10C	---	---	---	.030
	255 w/14mm Heads V8	18	RV15YC4	---	---	8018	.035
INBOARD ENGINES: GM V-8 305, 327 & 350							
	198 V8	18	RV15YC4	---	---	8018	.035
	225 2278646 and Below V8	825	J4C	---	---	---	.035
	228, 230 V8	18	RV15YC4	---	---	8018	.035
	250 2317201-2797056 V8	825	J4C	---	---	---	.040
	255 V8	18	RV15YC4	---	---	8018	.035
	260 V8	942M	RV91MC	---	---	---	.035
	270 w/Gasket Heads V8	825	J4C	---	---	---	.030
	270 w/Tapered Heads V8	18	RV15YC4	---	---	8018	.035
	350 Mag MPI (Horizon) 0L304700 and Above V8	---	---	3018 ⁹	RV17PMC4	---	.035
	350 Mag MPI Gen+ 0L002008 and Above V8	401	RS12YC	---	---	8401	.045
	5.0L V8	942M	RV91MC	---	---	---	.035
	5.7L 0L000000 and Below V8	942M	RV91MC	---	---	---	.040
	5.7L EFI Gen+ V8	401	RS12YC	---	---	8401	.045
	5.7L Gen+ 0L002003 and Above V8	401	RS12YC	---	---	8401	.045
INBOARD ENGINES: GM V-8 350 & 454 SKI ENG.							
	350 Mag (Carb) V8	942M	RV91MC	---	---	---	.040
	350 Mag EFI 0F799999 and Below V8	942M	RV91MC	---	---	---	.040
	350 Mag EFI Gen+ 0F800000 and Above V8	401	RS12YC	---	---	8401	.045
	350 Mag EFI/MP 0F799999 and Below V8	942M	RV91MC	---	---	---	.040
	350 Mag MPI 0F799999 and Below V8	942M	RV91MC	---	---	---	.040
	350 Mag MPI Gen+ 0L002600 and Above V8	401	RS12YC	---	---	8401	.045
	454 EFI/MP V8	18	RV15YC4	---	---	8018	.040
	454 MPI V8	18	RV15YC4	---	---	8018	.040
	5.7L Comp 0L000000 and Below V8	942M	RV91MC	---	---	---	.040
	5.7L Comp Gen+ 0L002005 and Above V8	401	RS12YC	---	---	8401	.045
	Black Scorpion 0F800000 and Above V8	401	RS12YC	---	---	8401	.045
	Scorpion 377 V8	401	RS12YC	---	---	8401	.045
INBOARD ENGINES: GM V-8 427, 454 & 502 CID							
	325 2762441 and Below V8	890	N19V	---	---	---	---
	325 2762442 and Above V8	802	V63C	---	---	---	.035
	330, 340 V8	18	RV15YC4	---	---	8018	.035
	350 V8	802	V63C	---	---	---	.035
	390 V8	614	XEN14	---	---	---	.035
	400 Jet V8	18	RV15YC4	---	---	8018	.035
	454 Mag MPI (Horizon) 0L002200 and Above V8	---	---	3018 ⁹	RV17PMC4	---	.040
	7.4L EFI V8	18	RV15YC4	---	---	8018	.040
	7.4L EFI/MP V8	18	RV15YC4	---	---	8018	.040
	7.4L MPI (L29) 0L002006 and Above V8	401	RS12YC	---	---	8401	.045
	7.4L MPI 0L000000 and Below V8	18	RV15YC4	---	---	8018	.040
	7.4L V8	18	RV15YC4	---	---	8018	.040
	7.4LX MPI V8	401	RS12YC	---	---	8401	.045
	8.1S HO V8	---	---	7983	RS14PMPB5	---	.060
	8.1S Horizon V8	---	---	7983	RS14PMPB5	---	.060
	8.2L Carb. V8	18	RV15YC4	---	---	8018	.040
	8.2L MPI V8	18	RV15YC4	---	---	8018	.040
	MX 6.2 MPI Horizon V8	304	RS9YC	---	---	8304	.045

⁹Platinum Power

**MARINE ENGINES - INBOARD - STERN DRIVE**MOTEURS DE BATEAUX-EN-BORD-SEMI-HORS-BORD
MOTORES MARINOS-A BORDO-IMPULSIÓN A POPA

Year	Model/Engine	Copper Plus®		Alternate Plug		Power Sport™	Gap
		Stk #	Plug Type	Stk #	Plug Type		
MERCURUISER (cont)							
INBOARD ENGINES: MERCURY MARINE 4-CYL. 224 CID							
	470 L4	400	RV9YC	---	---	---	.035
JET DRIVE:							
1999-1993		828M	QL77JC4	821M	L77JC4	8883	.040
STERN DRIVE ENGINES: FORD V-8 302 & 351 CID							
	215, 225 V8	129	RF10C	---	---	---	.030
	233 w/14mm Heads V8	18	RV15YC4	---	---	8018	.030
	233 w/18mm Heads V8	129	RF10C	---	---	---	.030
	255 4175498 and Below w/18mm Heads V8	129	RF10C	---	---	---	.030
	255 4175499 and Above w/14mm Heads V8	18	RV15YC4	---	---	8018	.030
	255 4175499 and Above w/18mm Heads V8	129	RF10C	---	---	---	.030
	888 4169596 and Below V8	129	RF10C	---	---	---	.030
	888 4169597 and Above 14mm Heads V8	18	RV15YC4	---	---	8018	.030
	888 4169597 and Above 18mm Heads V8	129	RF10C	---	---	---	.030
STERN DRIVE ENGINES: GM 4-CYL. 153 CID							
	110 L4	123	RN5C	120	N5C	---	.035
	120 3825578 and Below L4	123	RN5C	120	N5C	---	.035
	120 3825579 and Above L4	18	RV15YC4	---	---	8018	.035
	2.5L L4	18	RV15YC4	---	---	8018	.035
STERN DRIVE ENGINES: GM 4-CYL. 181 CID							
	140 3826282 and Below L4	123	RN5C	120	N5C	---	.035
	140 3826283 and Above L4	18	RV15YC4	---	---	8018	.035
	3.0L 0F353100 and Below L4	18	RV15YC4	---	---	8018	.035
	3.0L 0L010042 and Above L4	401	RS12YC	---	---	8401	.035
	3.0LX L4	401	RS12YC	---	---	8401	.035
STERN DRIVE ENGINES: GM 6-CYL. 194, 230 & 292 CID							
	140, 150, 160 6-Cyl	123	RN5C	120	N5C	---	.035
	165 2771483 and Below 6-Cyl	123	RN5C	120	N5C	---	.035
	165 2771484 and Above 6-Cyl	18	RV15YC4	---	---	8018	.035
	200 6-Cyl	123	RN5C	120	N5C	---	.035
STERN DRIVE ENGINES: GM V-6 229 CID							
	185 V6	18	RV15YC4	---	---	8018	.035
STERN DRIVE ENGINES: GM V-6 262 CID							
	175, 185, 205 V6	18	RV15YC4	---	---	8018	.035
	262 Mag EFI Gen+ 0F803800-0L000000 V6	401	RS12YC	---	---	8401	.045
	4.3 Gen+ 0L010065 and Above V6	401	RS12YC	---	---	8401	.045
	4.3L 0F802999 and Below V6	18	RV15YC4	---	---	8018	.040
2002	4.3L MPI V6	18	RV15YC4	---	---	8018	.040
	4.3LH Gen+ 0L010044 and Above V6	401	RS12YC	---	---	8401	.045
	4.3LL EFI Gen+ 0L012009 and Above V6	401	RS12YC	---	---	8401	.045
	4.3LX 0F802999 and Below V6	18	RV15YC4	---	---	8018	.040
	4.3LX Gen+ 0F803000-0L000000 V6	401	RS12YC	---	---	8401	.045
	4.3LXH Gen+ 0F803000-0L000000 V6	401	RS12YC	---	---	8401	.045
STERN DRIVE ENGINES: GM V-8 283, 305, 327 & 350 CID							
	190 V8	14	RJ12YC	10	J12YC	---	.035
	225 2278646 and Below V8	825	J4C	---	---	---	.035
	225 2278647 and Above V8	14	RJ12YC	10	J12YC	---	.035
	228, 230; STERN DRIVE V8	942M	RV91MC	---	---	---	.035
	250 2639854 and Below V8	825	J4C	---	---	---	.030
	250 4768000 and Above V8	18	RV15YC4	---	---	8018	.035
	255 V8	18	RV15YC4	---	---	8018	.035
	260 V8	942M	RV91MC	---	---	---	.035
	270 w/Gasket Heads V8	825	J4C	---	---	---	.030
	270 w/Tapered Heads V8	802	V63C	---	---	---	.035
	280 V8	18	RV15YC4	---	---	8018	.035
	300 Tempest V8	18	RV15YC4	---	---	8018	.035
	320 EFI V8	18	RV15YC4	---	---	8018	.035
	350 Mag (Carb) V8	942M	RV91MC	---	---	---	.040
	350 Mag EFI Gen+ 0F800500 and Above V8	401	RS12YC	---	---	8401	.045
	350 Mag EFI/MP 0F602199 and Below V8	942M	RV91MC	---	---	---	.040
	350 Mag MPI Gen+ 0F602000 and Above V8	401	RS12YC	---	---	8401	.045



Year	Model/Engine	Copper Plus®		Alternate Plug		Power Sport™	Gap
		Stk #	Plug Type	Stk #	Plug Type		
MERCUISER (cont)							
STERN DRIVE ENGINES: GM V-8 283, 305, 327 & 350 CID							
	350 Mag MPI Gen+ 0L604000 and Above V8	---	---	7401	RS12PYP	---	.035
	377 Scorpion 0L416146 and Above V8	401	RS12YC	---	---	8401	.045
	5.0L 0L000000 and Below V8	942M	RV91MC	---	---	---	.035
	5.0L EFI Gen+ 0L012052 V8	401	RS12YC	---	---	8401	.045
	5.0L Gen+ 0L015751 V8	401	RS12YC	---	---	8401	.045
	5.0L MPI V8	401	RS12YC	---	---	8401	.045
	5.0LX V8	942M	RV91MC	---	---	---	.035
	5.7L 0L000000 and Below V8	942M	RV91MC	---	---	---	.040
	5.7L EFI 0L000000 and Below V8	942M	RV91MC	---	---	---	.040
	5.7L EFI Gen+ 0L010035 and Above V8	401	RS12YC	---	---	8401	.045
	5.7L Gen+ 0L010037 and Above V8	401	RS12YC	---	---	8401	.045
	5.7LX EFI Gen+ V8	401	RS12YC	---	---	8401	.045
	5.7LX EFI V8	942M	RV91MC	---	---	---	.040
	5.7LX V8	942M	RV91MC	---	---	---	.040
	898, 200 V8	942M	RV91MC	---	---	---	.035
STERN DRIVE ENGINES: GM V-8 427, 454 & 482 CID							
	325 2761141 and Below V8	890	N19V	---	---	---	---
	325 3043030 and Above V8	802	V63C	---	---	---	.035
	330, 330 (B-W), 370 V8	18	RV15YC4	---	---	8018	.035
	390 V8	614	XEN14	---	---	---	.035
	400, 400 Cyclone V8	18	RV15YC4	---	---	8018	.035
	420 V8	18	RV15YC4	---	---	8018	.032
	440 Cyclone V8	18	RV15YC4	---	---	8018	.035
	454 Mag Alpha V8	18	RV15YC4	---	---	8018	.040
	454 Mag Bravo V8	18	RV15YC4	---	---	8018	.035
	454 Mag EFI/MP V8	18	RV15YC4	---	---	8018	.040
	454 Mag MPI 0L604250 and Above V8	---	---	3018 ⁹	RV17PMC4	---	.035
	454 Mag MPI V8	18	RV15YC4	---	---	8018	.040
	460 Cyclone V8	802	V63C	---	---	---	.035
	475 Turbo V8	802	V63C	---	---	---	.035
	496 Mag HO V8	---	---	7983	RS14PMPB5	---	.060
	496 Mag V8	---	---	7983	RS14PMPB5	---	.060
	7.4L Alpha V8	18	RV15YC4	---	---	8018	.035
	7.4L Bravo V8	18	RV15YC4	---	---	8018	.040
	7.4L MPI (L29) 0L010003 and Above V8	401	RS12YC	---	---	8401	.045
	7.4L TR OB771113-OC407646 V8	18	RV15YC4	---	---	8018	.035
	7.4LX EFI V8	18	RV15YC4	---	---	8018	.040
	7.4LX MPI V8	18	RV15YC4	---	---	8018	.040
	HP425 V8	18	RV15YC4	---	---	8018	.035
	HP450 V8	18	RV15YC4	---	---	8018	.040
	HP525 SC V8	802	V63C	---	---	---	.035
STERN DRIVE ENGINES: GM V-8 502, 540 & 572 CID							
	1000SC Race (542 cid) V8	890	N19V	---	---	---	---
	502 Mag (Carb.) V8	18	RV15YC4	---	---	8018	.040
	502 Mag EFI/MP V8	18	RV15YC4	---	---	8018	.040
	502 Mag MPI V8	18	RV15YC4	---	---	8018	.040
	600SC V8	802	V63C	---	---	---	.035
	800SC V8	802	V63C	---	---	---	.035
	HP465 V8	18	RV15YC4	---	---	8018	.035
	HP500 (502 cid) V8	18	RV15YC4	---	---	8018	.040
	HP500 Bulldog (540 cid) V8	802	V63C	---	---	---	.035
	HP500 EFI (502 cid) V8	18	RV15YC4	---	---	8018	.040
	HP525SC (454 cid) V8	802	V63C	---	---	---	.035
	HP575 V8	802	V63C	---	---	---	.035
	HP600SC Bobtail (502 cid) V8	802	V63C	---	---	---	.035
	HP800SC (572 cid) V8	802	V63C	---	---	---	.035
	HP900SC V8	292	N63YDR	---	---	---	.035
STERN DRIVE ENGINES: MCM RENAULT 4-CYL. ENGINES							
	60 L4	874M	RL82C	811M	L82C	---	.025
	80, 90 L4	415	RN9YC	300	N9YC	8415	.025
	80, 90 L4	415	RN9YC	300	N9YC	8415	.032

⁹Platinum Power

**MARINE ENGINES - INBOARD - STERN DRIVE**MOTEURS DE BATEAUX-EN-BORD-SEMI-HORS-BORD
MOTORES MARINOS-A BORDO-IMPULSIÓN A POPA

Year	Model/Engine	Copper Plus®		Alternate Plug		Power Sport™	Gap
		Stk #	Plug Type	Stk #	Plug Type		
MERCUISER (cont)							
STERN DRIVE ENGINES: MERCURY MARINE 4-CYL. 224 CID							
	3.7L L4	406	RV12YC	---	---	8406	.035
	3.7LX L4	406	RV12YC	---	---	8406	.035
	470, 165, 170 L4	406	RV12YC	---	---	8406	.035
	485 L4	406	RV12YC	---	---	8406	.035
	488, 180, 190 L4	406	RV12YC	---	---	8406	.035
MID-JET							
<i>See VOLVO PENTA</i>							
MIRAGE							
<i>See MERCUISER, VOLVO PENTA</i>							
MISTY HARBOR							
<i>See MERCUISER</i>							
MONARK							
<i>See MERCUISER</i>							
MONTEREY							
<i>See MERCUISER, VOLVO PENTA, YAMAHA</i>							
MOOMBA							
<i>See INDMAR, MERCUISER, PCM</i>							
NAUSET							
<i>See CRUSADER, MERCUISER, OMC, VOLVO PENTA</i>							
NAUTICA							
<i>See MERCUISER</i>							
NAUTIQUES							
<i>See PCM</i>							
NAVIGATOR							
<i>See MERCUISER, VOLVO PENTA</i>							
NISSAN MARINE							
1989-1987	HA120	123	RN5C	120	N5C	---	.035
NOR-TECH							
<i>See MERCUISER</i>							
NORDIC							
<i>See MERCUISER</i>							
NOVURANIA							
<i>See VOLVO PENTA</i>							
OBSESSION							
<i>See MERCUISER</i>							
OCEAN EXPRESS							
<i>See MERCUISER</i>							
OLYMPIC							
<i>See VOLVO PENTA</i>							
OMC							
INBOARD ENGINES:							
	AJ, AT, TJ, TT .460" Reach Tapered Seat	18	RV15YC4	---	---	8018	.035
	AJ, AT, TJ, TT 3/8" Reach Gasket Seat	63	RJ14YC	---	---	---	.035
1982-1974	All Models	18	RV15YC4	---	---	8018	.035
JET DRIVE:							
1999-1994		874M	RL82C	811M	L82C	---	.030
SAIL DRIVE:							
	15S10G, 15S10S, 15S11C, 15S13A, 15S14M	814	RL82YC	328	L82YC	---	.045
SEA DRIVE:							
	1.8L	828M	QL77JC4	821M	L77JC4	8883	.030
	115-SD 1.6L	828M	QL77JC4	821M	L77JC4	8883	.030
	140-SD 2.0L	828M	QL77JC4	821M	L77JC4	8883	.030
	190-SD 2.6L	831M	UL77V	---	---	---	---
	2.5L	831M	UL77V	---	---	---	---

**MARINE ENGINES - INBOARD - STERN DRIVE**MOTEURS DE BATEAUX-EN-BORD-SEMI-HORS-BORD
MOTORES MARINOS-A BORDO-IMPULSIÓN A POPA

Year	Model/Engine	Copper Plus®		Alternate Plug		Power Sport™	Gap
		Stk #	Plug Type	Stk #	Plug Type		
OMC (cont)							
SEA DRIVE:							
	225-SD 2.7L	828M	QL77JC4	821M	L77JC4	8883	.030
	225-SD 3.0L	828M	QL77JC4	821M	L77JC4	8883	.030
	275-SD 3.6L	828M	QL77JC4	821M	L77JC4	8883	.030
	275-SD 4.0L	828M	QL77JC4	821M	L77JC4	8883	.030
STERN DRIVE ENGINES:							
1985-1973	All Models 14mm, Tapered Seat	18	RV15YC4	---	---	8018	.035
	All Models 18mm, Tapered Seat	129	RF10C	---	---	---	.030
	All Other Models 3/4" Reach Heads	123	RN5C	120	N5C	---	.035
1990-1987	Cobra 2.3L	401	RS12YC	---	---	8401	.035
1995	Cobra 3.0L	401	RS12YC	---	---	8401	.045
1992-1987	Cobra 3.0L	18	RV15YC4	---	---	8018	.045
1995-1990	Cobra 3.0L HO	401	RS12YC	---	---	8401	.045
1995-1986	Cobra 4.3L V6	18	RV15YC4	---	---	8018	.035
1994-1993	Cobra 4.3L V6 HO	18	RV15YC4	---	---	8018	.045
1991-1990	Cobra 4.3L V6 HO	18	RV15YC4	---	---	8018	.035
1995-1986	Cobra 5.0L V8 Carb.	18	RV15YC4	---	---	8018	.035
1995-1989	Cobra 5.0L V8 Carb. & Carb. HO	18	RV15YC4	---	---	8018	.035
1995-1994	Cobra 5.0L V8 EFI	401	RS12YC	---	---	8401	.045
1993	Cobra 5.0L V8 EFI	18	RV15YC4	---	---	8018	.045
1992-1986	Cobra 5.7L V8	18	RV15YC4	---	---	8018	.035
1995-1989	Cobra 5.8L V8 Carb.	18	RV15YC4	---	---	8018	.035
1995-1992	Cobra 5.8L V8 EFI	304	RS9YC	---	---	8304	.045
1995-1990	Cobra 7.4L V8 Carb. & Carb. HO	18	RV15YC4	---	---	8018	.045
1990-1986	Cobra 7.5L V8	18	RV15YC4	---	---	8018	.035
	CU	123	RN5C	120	N5C	---	.035
	GU 153 CID	123	RN5C	120	N5C	---	.035
	HU Series 225 CID	63	RJ14YC	---	---	---	.035
	JU 250 CID	18	RV15YC4	---	---	8018	.035
1992-1986	King 5.7L V8	18	RV15YC4	---	---	8018	.035
1995-1993	King Cobra 5.8L V8 HO EFI	304	RS9YC	---	---	8304	.045
1995	King Cobra 7.4L V8 EFI	18	RV15YC4	---	---	8018	.045
1994-1992	King Cobra 8.2L V8	18	RV15YC4	---	---	8018	.045
	KU Series 283 CID	63	RJ14YC	---	---	---	.035
	LU Series 153 CID	123	RN5C	120	N5C	---	.035
1986-1978	Stringer Models	18	RV15YC4	---	---	8018	.035
1986-1978	Stringer Models 4.3L V6	18	RV15YC4	---	---	8018	.035
	SU Series	123	RN5C	120	N5C	---	.035
1996	SX Cobra 3.0L	401	RS12YC	---	---	8401	.045
1996	SX Cobra 4.3L V6 Eng.Tag NCA Reach .460"	18	RV15YC4	---	---	8018	.035
1996	SX Cobra 4.3L V6 Eng.Tag NCS Reach .708" Short	401	RS12YC	---	---	8401	.035
1996	SX Cobra 5.0L V8 Carb.	18	RV15YC4	---	---	8018	.035
1996	SX Cobra 5.0L V8 EFI	401	RS12YC	---	---	8401	.045
1996	SX Cobra 5.7L V8	18	RV15YC4	---	---	8018	.035
1996	SX Cobra 5.8L V8 Carb.	18	RV15YC4	---	---	8018	.035
1996	SX Cobra 5.8L V8 EFI	304	RS9YC	---	---	8304	.045
1996	SX Cobra 7.4L V8	18	RV15YC4	---	---	8018	.045
1996	SX Cobra 8.2L V8	18	RV15YC4	---	---	8018	.045
	TU-14, TU-15, TU-16 300 CID V8	63	RJ14YC	---	---	---	.035
	TU-17, TU-19 283 CID V8	63	RJ14YC	---	---	---	.035
	TU-17, TU-19 307 CID V8	63	RJ14YC	---	---	---	.035
	TU-20, TU-21	18	RV15YC4	---	---	8018	.035
	VU Series 153 CID	123	RN5C	120	N5C	---	.035
	WU Series 250 CID	18	RV15YC4	---	---	8018	.035
	XU-20C	18	RV15YC4	---	---	8018	.035
	XU-20S	63	RJ14YC	---	---	---	.035
90HP STERN DRIVE ENGINES:							
	DU 89 CID	825	J4C	---	---	---	.030
	NU Series 1600CC	415	RN9YC	300	N9YC	8415	.025
88HP STERN DRIVE ENGINES:							
	DU 89 CID	825	J4C	---	---	---	.030

**MARINE ENGINES - INBOARD - STERN DRIVE**MOTEURS DE BATEAUX-EN-BORD-SEMI-HORS-BORD
MOTORES MARINOS-A BORDO-IMPULSIÓN A POPA

Year	Model/Engine	Copper Plus®		Alternate Plug		Power Sport™	Gap
		Stk #	Plug Type	Stk #	Plug Type		
OMC (cont)							
80HP STERN DRIVE ENGINES:							
	NU Series 1600CC	415	RN9YC	300	N9YC	8415	.025
OSPREY							
<i>See INDMAR, MERCUISER, VOLVO PENTA</i>							
OUTERLIMITS							
<i>See MERCUISER</i>							
PACKARD							
<i>See CRUSADER, FLAGSHIP</i>							
PALMER-GREENWICH							
	M-60	515	D15Y	---	---	---	.030
	M196, M265	14	RJ12YC	10	J12YC	---	.030
	M304, M345 Light Service	58	RJ18YC	---	---	---	.030
	M304, M345 Normal Service	14	RJ12YC	10	J12YC	---	.030
	M345B	14	RJ12YC	10	J12YC	---	.030
	M392, M392B	14	RJ12YC	10	J12YC	---	.030
	MKIV-115, MKVI-150 Light Service	58	RJ18YC	---	---	---	.030
	MKIV-115, MKVI-150 Normal Service	14	RJ12YC	10	J12YC	---	.030
	MKVIII 200, MKVIII 225, MKVIII 275 Light Service	58	RJ18YC	---	---	---	.030
	MKVIII 200, MKVIII 225, MKVIII 275 Normal Service	14	RJ12YC	10	J12YC	---	.030
	MKVIII 200, MKVIII 225, MKVIII 275 V8 Normal Service	14	RJ12YC	10	J12YC	---	.030
	MKVIII 300 Light Service	58	RJ18YC	---	---	---	.030
	MKVIII 300 V8 Normal Service	14	RJ12YC	10	J12YC	---	.030
	MM549	14	RJ12YC	10	J12YC	---	.030
	P-60	515	D15Y	---	---	---	.030
	P302, P351	22	RF11YC	---	---	---	.030
	PA190, PA220, PA225	129	RF10C	---	---	---	.032
	PA350	406	RV12YC	---	---	8406	.032
	PB-V-215 V8	874M	RL82C	811M	L82C	---	.035
	PW27 14mm Heads	63	RJ14YC	---	---	---	.030
	PW27 18mm Heads	502	D21	---	---	---	.030
	Y304, Y345, Y392	14	RJ12YC	10	J12YC	---	.030
PANTERA							
<i>See MERCUISER</i>							
PANTHER							
1980-1976	400 Plus-C V8	18	RV15YC4	---	---	8018	.035
1980-1976	400 Plus-F V8	406	RV12YC	---	---	8406	.035
1980-1976	500 Plus V8	18	RV15YC4	---	---	8018	.035
1980-1978	500 Plus-7 V8	802	V63C	---	---	---	.035
1980-1978	F-110, F-140	18	RV15YC4	---	---	8018	.035
1980-1976	F-185, F-235	405	RN14YC	---	---	8405	.035
1980-1976	M-360	405	RN14YC	---	---	8405	.035
1980-1976	M-405, M-454	18	RV15YC4	---	---	8018	.035
1980-1976	M-460	406	RV12YC	---	---	8406	.035
PCM							
	200, 220, 229, 250, 280	18	RV15YC4	---	---	8018	.035
	302 CID V8 14mm	18	RV15YC4	---	---	8018	.035
	302 CID V8 18mm	129	RF10C	---	---	---	.030
	305 CID V8	18	RV15YC4	---	---	8018	.035
	350	18	RV15YC4	---	---	8018	.035
	350 CID V8	18	RV15YC4	---	---	8018	.035
	351 CID V8 14mm	18	RV15YC4	---	---	8018	.035
	351 CID V8 18mm	129	RF10C	---	---	---	.030
	454 CID V8	18	RV15YC4	---	---	8018	.035
	460 CID V8 14mm	18	RV15YC4	---	---	8018	.035
	460 CID V8 18mm	129	RF10C	---	---	---	.030
	5.7L V8 HO MPI	401	RS12YC	---	---	8401	.035
	7.4L V8 Carb.	18	RV15YC4	---	---	8018	.035
	7.4L V8 MPI	401	RS12YC	---	---	8401	.035
	Models 150	18	RV15YC4	---	---	8018	.035



Year	Model/Engine	Copper Plus®		Alternate Plug		Power Sport™	Gap
		Stk #	Plug Type	Stk #	Plug Type		
PCM (cont)							
	Models 230	18	RV15YC4	---	---	8018	.035
350HP							
	7.4L V8 HO TBI	18	RV15YC4	---	---	8018	.035
310HP							
	5.8L V8 HO MPI	401	RS12YC	---	---	8401	.035
275HP							
	5.7L V8 HO Ski TBI	18	RV15YC4	---	---	8018	.035
260HP							
	5.8L V8 Carb.	400	RV9YC	---	---	---	.035
PEN YAN							
<i>See MERCUISER</i>							
PERFORMANCE JET SYSTEMS							
	Viper 5000, 6000, 7000HT, 8000, 9000HT	880	RN3C	801	N3C	8902	.030
PHOENIX							
<i>See CRUSADER, MERCUISER</i>							
PIAGGIO BERKELEY							
	KS150	104	RN4C	803	N4C	---	.025
	KS200	104	RN4C	803	N4C	---	.025
PLAY CRAFT							
<i>See MERCUISER</i>							
PMC							
CHRYSLER ENGINES							
	225 CID Gasket Seat	123	RN5C	120	N5C	---	.035
	225 CID Tapered Seat	400	RV9YC	---	---	---	.035
	318 CID V8	404	RN12YC	---	---	8405	.035
	340 CID V8	415	RN9YC	300	N9YC	8415	.035
	360 CID V8	404	RN12YC	---	---	8405	.035
	440 CID V8	63	RJ14YC	---	---	---	.035
FORD ENGINES							
	302 CID V8 14mm	18	RV15YC4	---	---	8018	.035
	302 CID V8 18mm	129	RF10C	---	---	---	.030
	351 CID V8 14mm	18	RV15YC4	---	---	8018	.035
	351 CID V8 18mm	129	RF10C	---	---	---	.030
	390 CID V8	22	RF11YC	---	---	---	.030
	460 CID V8 14mm	18	RV15YC4	---	---	8018	.035
	460 CID V8 18mm	129	RF10C	---	---	---	.030
	5.8L V8 HO EFI	304	RS9YC	---	---	8304	.035
GM ENGINES							
	229 CID V6	18	RV15YC4	---	---	8018	.035
	250 CID	930	RV92YC	---	---	---	.035
	305 CID V8	18	RV15YC4	---	---	8018	.035
	307 CID V8 Gasket Seat	63	RJ14YC	---	---	---	.035
	307 CID V8 Tapered Seat	18	RV15YC4	---	---	8018	.035
	350 CID V8	18	RV15YC4	---	---	8018	.035
	350 CID V8 EFI	18	RV15YC4	---	---	8018	.035
	4.3L V6	18	RV15YC4	---	---	8018	.035
	454 CID V8	18	RV15YC4	---	---	8018	.035
POWERPLAY							
<i>See MERCUISER</i>							
POWERQUEST							
<i>See MERCUISER, VOLVO PENTA</i>							
PREMIER							
<i>See MERCUISER</i>							



Year	Model/Engine	Copper Plus®		Alternate Plug		Power Sport™	Gap
		Stk #	Plug Type	Stk #	Plug Type		
PRINCECRAFT							
<i>See OMC, VOLVO PENTA</i>							
PRO-LINE							
<i>See MERCUISER, VOLVO PENTA</i>							
PROFILE							
<i>See MERCUISER</i>							
PURSUIT							
<i>See CRUSADER, MERCUISER, VOLVO PENTA</i>							
REDLINE							
	302 CID V8	406	RV12YC	---	---	8406	.035
	350 CID V8 Alum. Head	71	RC12YC	---	---	8071	.035
	351 CID V8	406	RV12YC	---	---	8406	.035
	351 CID V8 EFI, MAG & HO	401	RS12YC	---	---	8401	.035
	460 CID V8	406	RV12YC	---	---	8406	.035
	MAG 460 CID V8	406	RV12YC	---	---	8406	.035
REGAL							
<i>See MERCUISER, VOLVO PENTA</i>							
REGENCY							
<i>See MERCUISER, VOLVO PENTA</i>							
RENDEZVOUS							
<i>See MERCUISER</i>							
RENKEN							
<i>See MERCUISER</i>							
REVLEY							
	Models R225, R300, R401	63	RJ14YC	---	---	---	.035
RINKER							
<i>See MERCUISER</i>							
RIVERA							
<i>See MERCUISER, VOLVO PENTA</i>							
ROYALE							
<i>See MERCUISER</i>							
SABER							
<i>See MERCUISER</i>							
SCARAB							
<i>See MERCUISER</i>							
SEA RAY							
<i>See MERCUISER</i>							
SEA SPORT							
<i>See MERCUISER, VOLVO PENTA</i>							
SEA SPRITE							
<i>See MERCUISER, VOLVO PENTA</i>							
SEA-PRO							
<i>See MERCUISER, VOLVO PENTA</i>							
SEALINE							
<i>See MERCUISER</i>							
SEAMASTER							
<i>See also MERCUISER, VOLVO PENTA</i>							
	300 V8	129	RF10C	---	---	---	.030
	534 V8	129	RF10C	---	---	---	.030
SEASWIRL							
<i>See OMC, VOLVO PENTA</i>							



Year	Model/Engine	Copper Plus®		Alternate Plug		Power Sport™	Gap
		Stk #	Plug Type	Stk #	Plug Type		
	SHAMROCK						
	<i>See INDMAR, PCM</i>						
	SIERRA						
	<i>See YAMAHA</i>						
	SILVER HAWK						
	<i>See MERCUISER</i>						
	SILVERTON YACHT						
	<i>See CRUSADER, MERCUISER, VOLVO PENTA</i>						
	SKAG ORCA						
	<i>See MERCUISER, OMC, VOLVO PENTA</i>						
	SKI CENTURION						
	<i>See MERCUISER</i>						
	SKI CHALLENGER						
	<i>See MERCUISER</i>						
	SKI RAY						
	<i>See MERCUISER</i>						
	SKI SUPREME						
	<i>See MERCUISER</i>						
	SKIPJACK						
	<i>See CRUSADER, MERCUISER, VOLVO PENTA</i>						
	SKIPPER LINER						
	<i>See MERCUISER</i>						
	SMOKER CRAFT						
	<i>See MERCUISER</i>						
	SONIC USA						
	<i>See MERCUISER</i>						
	SPECTRE						
	<i>See MERCUISER</i>						
	SPECTRUM						
	<i>See MERCUISER</i>						
	SPLENDOR						
	<i>See MERCUISER</i>						
	SPORT CHUTES						
	<i>See MERCUISER, VOLVO PENTA</i>						
	SPORT CRAFT						
	<i>See CRUSADER, MERCUISER, OMC, VOLVO PENTA</i>						
	STAMAS YACHT						
	<i>See CRUSADER, MERCUISER, VOLVO PENTA</i>						
	STARBUCK BOATS						
	Chevrolet 350 CID V8	18	RV15YC4	---	---	8018	.035
	Chevrolet 454 CID V8	406	RV12YC	---	---	8406	.035
	STARCRAFT						
	<i>See MERCUISER</i>						
	STINGRAY						
	<i>See MERCUISER</i>						
	SUMMERSET						
	<i>See MERCUISER, VOLVO PENTA</i>						
	SUN RUNNER YACHTS						
	<i>See MERCUISER</i>						
	SUNBIRD						
	<i>See OMC, VOLVO PENTA</i>						

**MARINE ENGINES - INBOARD - STERN DRIVE**MOTEURS DE BATEAUX-EN-BORD-SEMI-HORS-BORD
MOTORES MARINOS-A BORDO-IMPULSIÓN A POPA

Year	Model/Engine	Copper Plus®		Alternate Plug		Power Sport™	Gap
		Stk #	Plug Type	Stk #	Plug Type		
SUNRAY							
<i>See MERCUISER</i>							
SUNSATON							
<i>See MERCUISER</i>							
SUNSEEKER							
<i>See MERCUISER</i>							
SUPERBOATS							
<i>See MERCUISER</i>							
SUPRA							
<i>See INDMAR, MERCUISER, PCM</i>							
SURF HUNTER							
<i>See VOLVO PENTA</i>							
SYLVAN							
<i>See MERCUISER, VOLVO PENTA</i>							
TAHOE							
<i>See MERCUISER</i>							
TAHOE PONTOONS							
<i>See MERCUISER</i>							
TALON							
<i>See MERCUISER</i>							
TANKERS							
<i>See CRUSADER</i>							
THOMPSON							
<i>See MERCUISER, VOLVO PENTA</i>							
TIARA YACHTS							
<i>See CRUSADER</i>							
TIGE							
<i>See MARINE POWER, MERCUISER, PCM</i>							
TOYOTA MOTOR SPORTS							
	Epic VT300i 4L V8	---	---	7071 ¹⁰	RC12PYP	---	.044
TROJAN							
<i>See CRUSADER, MERCUISER</i>							
TRULINE							
<i>See MERCUISER, VOLVO PENTA</i>							
TURBO-MARINE							
1973	Ford 104 CID	415	RN9YC	300	N9YC	8415	.025
1973	Ford 302 CID V8	129	RF10C	---	---	---	.028
1973-1971	Kohler	509	D9	---	---	---	.020
ULTIMATE							
<i>See MERCUISER</i>							
UNIVERSAL							
	Arrow	871	RJ8C	841	J8C	---	.030
	Atomic 1, 2, 4, Stevedore	871	RJ8C	841	J8C	---	.035
	Bluefin	871	RJ8C	841	J8C	---	.030
	Bullet	871	RJ8C	841	J8C	---	.030
	Colt	871	RJ8C	841	J8C	---	.028
	Elf	871	RJ8C	841	J8C	---	.032
	Knight	871	RJ8C	841	J8C	---	.030
	Marlin	871	RJ8C	841	J8C	---	.030
	Strato-King	102	RJ6C	823	J6C	---	.028
	Tarpon	871	RJ8C	841	J8C	---	.030
	Z-Drive	871	RJ8C	841	J8C	---	.032
277HP							
	NKEV Big King	22	RF11YC	---	---	---	.035
188HP							
	LEV	102	RJ6C	823	J6C	---	.028

¹⁰Double Platinum



Year	Model/Engine	Copper Plus®		Alternate Plug		Power Sport™	Gap
		Stk #	Plug Type	Stk #	Plug Type		
UNIVERSAL (cont)							
188HP							
	LEVH Little King	102	RJ6C	823	J6C	---	.028
155HP							
	Super Sabre 225 CID	63	RJ14YC	---	---	---	.035
140HP							
	Sabre 198 CID	63	RJ14YC	---	---	---	.035
US MARINE							
	181F 3.0L	123	RN5C	120	N5C	---	.035
	305K 5.0L V8	406	RV12YC	---	---	8406	.035
	350K 5.7L V8	18	RV15YC4	---	---	8018	.035
	454 7.5L V8	18	RV15YC4	---	---	8018	.035
VALMET (VIRE)							
7HP							
	Sailboat Auxiliary V8	874M	RL82C	811M	L82C	---	.020
6HP							
	Sailboat Auxiliary V8	874M	RL82C	811M	L82C	---	.020
VELOCITY							
<i>See MERCUISER</i>							
VIP							
<i>See MERCUISER</i>							
VOLVO PENTA							
AQ SERIES							
	100, 105A, 110, 115A	814	RL82YC	328	L82YC	8814	.025
	120	814	RL82YC	328	L82YC	8814	.025
	120 (B21)	332	RN7YC	813	N7YC	8332	.035
	125 A, 125 B	332	RN7YC	813	N7YC	8332	.035
	130	814	RL82YC	328	L82YC	8814	.025
	131, 140, 145, 145A	332	RN7YC	813	N7YC	8332	.035
	150	63	RJ14YC	---	---	---	.035
	151 A	332	RN7YC	813	N7YC	8332	.035
	165 A	814	RL82YC	328	L82YC	8814	.025
	170	814	RL82YC	328	L82YC	8814	.025
	171 A	415	RN9YC	300	N9YC	8415	.035
	175, 175A	18	RV15YC4	---	---	8018	.035
	180	14	RJ12YC	10	J12YC	---	.025
	190, 190A Ford	18	RV15YC4	---	---	8018	.025
	200, 205A	18	RV15YC4	---	---	8018	.025
	200, 205A	18	RV15YC4	---	---	8018	.035
	210A From S/N 177315	14	RJ12YC	10	J12YC	---	.025
	210A To S/N 177315	400	RV9YC	---	---	---	.025
	211/DP, 211A	18	RV15YC4	---	---	8018	.035
	225	18	RV15YC4	---	---	8018	.025
	225D 305 CID	18	RV15YC4	---	---	8018	.035
	225E	18	RV15YC4	---	---	8018	.035
	230A	332	RN7YC	813	N7YC	8332	.035
	231/DP, 231A	18	RV15YC4	---	---	8018	.035
	240A Ford	18	RV15YC4	---	---	8018	.025
	255B	18	RV15YC4	---	---	8018	.025
	260	18	RV15YC4	---	---	8018	.035
	271/DP, 271A	18	RV15YC4	---	---	8018	.035
	280A	18	RV15YC4	---	---	8018	.025
	290	18	RV15YC4	---	---	8018	.035
	311 V8	18	RV15YC4	---	---	8018	.035
	430 V8	18	RV15YC4	---	---	8018	.035
	500A, 501A, 531, 570A, 571A, 572 V8	18	RV15YC4	---	---	8018	.035
	740A V8	18	RV15YC4	---	---	8018	.035
	80	102	RJ6C	823	J6C	---	.025
	90	830	RL86C	---	---	---	.025
	95	814	RL82YC	328	L82YC	8814	.025

**MARINE ENGINES - INBOARD - STERN DRIVE**MOTEURS DE BATEAUX-EN-BORD-SEMI-HORS-BORD
MOTORES MARINOS-A BORDO-IMPULSIÓN A POPA

Year	Model/Engine	Copper Plus®		Alternate Plug		Power Sport™	Gap
		Stk #	Plug Type	Stk #	Plug Type		
VOLVO PENTA (cont)							
AQ SERIES							
	95A	814	RL82YC	328	L82YC	8814	.025
	A	814	RL82YC	328	L82YC	8814	.025
	A	63	RJ14YC	813	N7YC	8332	.035
	A V8	18	RV15YC4	---	---	8018	.035
	B	814	RL82YC	328	L82YC	8814	.025
	B	63	RJ14YC	813	N7YC	8332	.035
	B V8	18	RV15YC4	---	---	8018	.035
	C	814	RL82YC	328	L82YC	8814	.025
	C	415	RN9YC	300	N9YC	8415	.035
	D	814	RL82YC	328	L82YC	8814	.025
	D	332	RN7YC	813	N7YC	8332	.035
	F	18	RV15YC4	---	---	8018	.025
	F	18	RV15YC4	---	---	8018	.035
B/BB SERIES							
	100	830	RL86C	---	---	---	.025
	115A	814	RL82YC	328	L82YC	8814	.025
	140	415	RN9YC	300	N9YC	8415	.035
	145	332	RN7YC	813	N7YC	8332	.035
	165A	814	RL82YC	328	L82YC	8814	.025
	16A, 16C	58	RJ18YC	---	---	---	.025
	170A	814	RL82YC	328	L82YC	8814	.025
	18A, 18C	874M	RL82C	811M	L82C	---	.025
	225	18	RV15YC4	---	---	8018	.035
	231A	18	RV15YC4	---	---	8018	.035
	25	102	RJ6C	823	J6C	---	.025
	260	18	RV15YC4	---	---	8018	.035
	261	18	RV15YC4	---	---	8018	.035
	30B	874M	RL82C	811M	L82C	---	.025
	70	102	RJ6C	823	J6C	---	.025
	70 Sustained High Speed	825	J4C	---	---	---	.025
	A	830	RL86C	---	---	---	.025
	A	332	RN7YC	813	N7YC	8332	.035
	B	814	RL82YC	328	L82YC	8814	.025
	B	18	RV15YC4	---	---	8018	.035
	C	814	RL82YC	328	L82YC	8814	.025
	C	18	RV15YC4	---	---	8018	.035
C SERIES							
	C5, C10, C23	541	RD16	516	D16	---	.025
DPX SERIES							
	DPX 385 7.4L V8	18	RV15YC4	---	---	8018	.045
	DPX 415 8.2L V8	18	RV15YC4	---	---	8018	.045
DUOPROP SERIES							
	Fi 5.0L V8	401	RS12YC	---	---	8401	.045
	FL 5.0L V8	18	RV15YC4	---	---	8018	.035
	FL 5.8L V8	18	RV15YC4	---	---	8018	.045
	Fsi 5.8L V8	304	RS9YC	---	---	8304	.045
	Gi 5.7L V8	18	RV15YC4	---	---	8018	.045
	Gi 7.4L V8	18	RV15YC4	---	---	8018	.045
	Gi Gen 1+ 5.0L V8	401	RS12YC	---	---	8401	.045
	Gi L29 7.4L V8	401	RS12YC	---	---	8401	.045
	GIPNCA 4.3L V6 .460" Reach	18	RV15YC4	---	---	8018	.045
	GIPNCS 4.3L V6 .708" Reach	401	RS12YC	---	---	8401	.045
	GL 5.7L V8	18	RV15YC4	---	---	8018	.035
	GL 7.4L V8	18	RV15YC4	---	---	8018	.045
	GL Gen 1+ 5.0L V8	401	RS12YC	---	---	8401	.045
	Gli 5.7L V8	18	RV15YC4	---	---	8018	.045
	GS 5.7L V8	18	RV15YC4	---	---	8018	.035
	GS Gen 1+ 5.7L V8	401	RS12YC	---	---	8401	.035
	Gsi 7.4L V8	18	RV15YC4	---	---	8018	.045
	Gsi 8.2L V8	18	RV15YC4	---	---	8018	.045



Year	Model/Engine	Copper Plus®		Alternate Plug		Power Sport™	Gap
		Stk #	Plug Type	Stk #	Plug Type		
VOLVO PENTA (cont)							
DUOPROP SERIES							
	GSI Gen 1+ 5.7L V8	401	RS12YC	---	---	8401	.045
HIGH HORSEPOWER SERIES							
	DPX 500 8.2L V8	802	V63C	---	---	---	.035
	DPX 525 8.2L V8	802	V63C	---	---	---	.035
	DPX 600 8.8L V8	802	V63C	---	---	---	.035
INBOARD SERIES							
	FL/HS1 5.8L V8	18	RV15YC4	---	---	8018	.035
	FSI/HS1 5.8L V8	304	RS9YC	---	---	8304	.045
	Gi 5.7L V8	18	RV15YC4	---	---	8018	.035
	Gi L29 7.4L V8 Platinum	---	---	7401 ¹⁰	RS12PYP	---	.045
	Gi L29 7.4L V8 Standard	401	RS12YC	---	---	8401	.045
	Gi/Gsi 8.1L V8	15	RS15LYC	---	---	---	.060
	Gi/Gxi 8.1L V8	15	RS15LYC	---	---	---	.060
	Gi/HS1 7.4L V8	18	RV15YC4	---	---	8018	.035
	GiPEFS 350 CID V8	401	RS12YC	---	---	8401	.045
	GiPEFS 5.0L V8	401	RS12YC	---	---	8401	.045
	GL 7.4L V8	18	RV15YC4	---	---	8018	.035
	GL/HS1 8.2L V8	18	RV15YC4	---	---	8018	.035
	Gsi 5.7L V8	401	RS12YC	---	---	8401	.060
	Gxi 5.7L V8	401	RS12YC	---	---	8401	.060
M SERIES							
	AQ60F Kerosene	896	L90C	---	---	---	.035
	BB30F Kerosene	896	L90C	---	---	---	.035
	M20B	327	RL87YC	312	L78YC	---	.025
	MB10, MB10A	806	L92YC	---	---	---	.025
	MB18F Kerosene	896	L90C	---	---	---	.035
	MB20A, MB20C	327	RL87YC	312	L78YC	---	.025
	MB250S (Sail Drive)	888	P8Y	---	---	---	.025
	MB36A, MB36B	14	RJ12YC	10	J12YC	---	.025
	PZ-200 I/O Chevrolet 305 CID	18	RV15YC4	---	---	8018	.035
OCEAN SERIES GM V-6							
2002	OSI-XDP; GM V-6 4.3L V6	401	RS12YC	---	---	8401	.060
OCEAN SERIES GM V-8							
2002	OSI-XDP; GM V-8 5.7L V8	401	RS12YC	---	---	8401	.060
	Osi-XDP; GM V-8 8.1L V8	401	RS12YC	---	---	8401	.060
2002	OSI-XPD; GM V-8 5.0L V8	401	RS12YC	---	---	8401	.060
2002	OSXi-XDP; GM V-8 5.7L V8	401	RS12YC	---	---	8401	.060
PJX WATER JET							
	Gi 4.3L V6 .708" Reach	401	RS12YC	---	---	8401	.045
	GS 4.3L V6 .708" Reach	401	RS12YC	---	---	8401	.045
SX COBRA SERIES							
	Fi 5.0L V8	401	RS12YC	---	---	8401	.045
	Fi 5.8L V8	304	RS9YC	---	---	8304	.045
	FL 5.0L V8	18	RV15YC4	---	---	8018	.035
	FL 5.8L V8	18	RV15YC4	---	---	8018	.045
	Fsi 5.8L V8	304	RS9YC	---	---	8304	.045
	Gi 350 CID V8	18	RV15YC4	---	---	8018	.045
	Gi 7.4L V8	18	RV15YC4	---	---	8018	.035
	Gi Gen 1+ 5.0L V8	401	RS12YC	---	---	8401	.045
	Gi L29 7.4L V8	401	RS12YC	---	---	8401	.045
	GIPNCA 4.3L V6 .460" Reach	18	RV15YC4	---	---	8018	.045
	GIPNCS 4.3L V6 .708" Reach	401	RS12YC	---	---	8401	.045
	GL 350 CID V8	18	RV15YC4	---	---	8018	.035
	GL 7.4L V8	18	RV15YC4	---	---	8018	.035
	GL Gen 1+ 5.0L V8	401	RS12YC	---	---	8401	.045
	Gli 350 CID V8	18	RV15YC4	---	---	8018	.045
	GS 3.0L	401	RS12YC	---	---	8401	.045
	GS 350 CID V8	18	RV15YC4	---	---	8018	.035
	GS Gen 1+ 350 CID V8	401	RS12YC	---	---	8401	.035
	GSI Gen 1+ 350 CID V8	401	RS12YC	---	---	8401	.045

¹⁰Double Platinum

**MARINE ENGINES - INBOARD - STERN DRIVE**MOTEURS DE BATEAUX-EN-BORD-SEMI-HORS-BORD
MOTORES MARINOS-A BORDO-IMPULSIÓN A POPA

Year	Model/Engine	Copper Plus®		Alternate Plug		Power Sport™	Gap
		Stk #	Plug Type	Stk #	Plug Type		
VORTEX							
<i>See INDMAR</i>							
VOYAGER							
<i>See MERCUISER</i>							
WAKE CHALLENGER							
<i>See MERCUISER</i>							
WARLOCK							
<i>See MERCUISER</i>							
WAUKESHA							
350HP							
	460/4 V8	406	RV12YC	---	---	8406	.035
	WLF, WRF V8	406	RV12YC	---	---	8406	.035
255HP							
	351/4	129	RF10C	---	---	---	.035
	WLD, WRD	129	RF10C	---	---	---	.035
215HP							
	302/4	129	RF10C	---	---	---	.035
	WLC, WRC	129	RF10C	---	---	---	.035
185HP							
	302/2	129	RF10C	---	---	---	.035
	WLB, WRB	129	RF10C	---	---	---	.035
165HP							
	302/2a	129	RF10C	---	---	---	.035
	WLE, WRE	129	RF10C	---	---	---	.035
155HP							
	302/2b	129	RF10C	---	---	---	.035
	WLA, WRA	129	RF10C	---	---	---	.035
WEBBCRAFT							
<i>See MERCUISER</i>							
WELLCRAFT							
<i>See MERCUISER, VOLVO PENTA</i>							
WINDY							
<i>See VOLVO PENTA</i>							
YAMAHA							
2005-2003	AR210	883M	QL78C	807M	L78C	8883	.024
2005-2003	AR230	653	G57C	---	---	---	.032
2005-2003	LX210	883M	QL78C	807M	L78C	8883	.024
2005-2003	SR230	653	G57C	---	---	---	.032
2005-2003	SX230	653	G57C	---	---	---	.032
300HP INBOARD SERIES							
1994-1993	7.4L V8	18	RV15YC4	---	---	8018	.035
240HP INBOARD SERIES							
1994-1989	5.7L V8	18	RV15YC4	---	---	8018	.035
210HP INBOARD SERIES							
1994-1989	5.0L V8	18	RV15YC4	---	---	8018	.035
180HP INBOARD SERIES							
1994-1989	4.3L V6	18	RV15YC4	---	---	8018	.035
110HP INBOARD SERIES							
1994-1991	L4 3.0L	18	RV15YC4	---	---	8018	.035



Year	Model/Engine	Copper Plus®		Alternate Plug		Power Sport™	Gap
		Stk #	Plug Type	Stk #	Plug Type		
AERO MARINE							
1973-1971	Jet Pak	63	RJ14YC	---	---	---	.035
9HP							
1973-1971	AM9000	592M	RJ12C	511	J11C	---	.025
7.5HP							
1973-1970	AM7500E, AM7750M	592M	RJ12C	511	J11C	---	.035
5HP							
1972-1970	AM5000E, AM5000M	537	RH12	512	H12	---	.035
4HP							
1973-1970	AM4000	58	RJ18YC	---	---	---	.035
AIRBOY							
	120	537	RH12	512	H12	---	.030
	90 OMC	21	RF14YC	---	---	---	.030
ALDENS (PATHFINDER)							
7HP							
1971-1970		63	RJ14YC	---	---	---	.035
1969	1186 6-Cyl	63	RJ14YC	---	---	---	.035
1968-1961	All Models	592M	RJ12C	511	J11C	---	.030
1969	All Models Except 1186	592M	RJ12C	511	J11C	---	.035
5HP							
1971-1970		63	RJ14YC	---	---	---	.035
1968-1961	All Models	592M	RJ12C	511	J11C	---	.030
1969	All Models Except 1186	592M	RJ12C	511	J11C	---	.035
3HP							
1968-1961	All Models	592M	RJ12C	511	J11C	---	.030
ALSPORT							
	14mm Heads	931M	QL82C	811M	L82C	---	.020
	18mm Heads	541	RD16	516	D16	---	.020
ANZANI (BRITISH)							
	Minor	896	L90C	---	---	---	.020
	Pilot	896	L90C	---	---	---	.020
	Super-Single	502	D21	---	---	---	.020
APACHE							
	J5, J9	592M	RJ12C	511	J11C	---	.030
ARCHIMEDES-PENTA							
	See VOLVO PENTA						
ARROW							
7.5HP							
		63	RJ14YC	---	---	---	.030
5.5HP							
		63	RJ14YC	---	---	---	.030
4HP							
		63	RJ14YC	---	---	---	.030
BARRACUDA							
6HP							
1962		592M	RJ12C	511	J11C	---	.035
5HP							
1961		592M	RJ12C	511	J11C	---	.035
4HP							
1962		592M	RJ12C	511	J11C	---	.035
3HP							
1962-1961		592M	RJ12C	511	J11C	---	.035
BEAVER							
9HP							
		63	RJ14YC	---	---	---	.025
7.5HP							
		63	RJ14YC	---	---	---	.025
5.5HP							
		63	RJ14YC	---	---	---	.025

**MARINE ENGINES - OUTBOARD**MOTEURS DE BATEAUX-HORS-BORD
MOTORES MARINOS-FUERA BORDA

Year	Model/Engine	Copper Plus®		Alternate Plug		Power Sport™	Gap
		Stk #	Plug Type	Stk #	Plug Type		
BEAVER (cont)							
4HP							
		846	CJ14	---	---	---	.025
2HP							
		592M	RJ12C	511	J11C	---	.025
BLUEJET							
5HP							
1963		846	CJ14	---	---	---	.035
1961		592M	RJ12C	511	J11C	---	.035
3HP							
1961		592M	RJ12C	511	J11C	---	.035
BRIGGS & STRATTON							
5HP							
		71	RC12YC	---	---	8071	.020
BRITISH SEAGULL							
1970-1956	Century, Century Plus	502	D21	---	---	---	.025
1981-1955	Forty Fthwght, Forty Minus	502	D21	---	---	---	.025
1981-1956	Forty Plus	502	D21	---	---	---	.025
1981-1966	Silver Century, Silver Century Plus	502	D21	---	---	---	.025
6HP							
		502	D21	---	---	---	.025
5HP							
		502	D21	---	---	---	.025
4HP							
		502	D21	---	---	---	.025
3HP							
		502	D21	---	---	---	.025
2HP							
		502	D21	---	---	---	.025
CARNITS							
90HP							
		931M	QL82C	811M	L82C	---	.025
CHIEF							
	J-200, J-300, J-350, J-400, J-500, J-700	846	CJ14	---	---	---	.030
	J5	846	CJ14	---	---	---	.030
	J9	592M	RJ12C	511	J11C	---	.030
	K-150, K-200	846	CJ14	---	---	---	.030
1979-1976	K-201	592M	RJ12C	511	J11C	---	.025
	K-300	846	CJ14	---	---	---	.030
1979-1976	K-350	846	CJ14	---	---	---	.025
	K-400	846	CJ14	---	---	---	.030
1975-1974	K-500	63	RJ14YC	---	---	---	.030
1973-1970	K-500	846	CJ14	---	---	---	.030
1979-1976	K-505	63	RJ14YC	---	---	---	.025
1979-1976	K-550	63	RJ14YC	---	---	---	.025
1975-1970	K-700, K-750	846	CJ14	---	---	---	.030
1979-1976	K-751, K-753	63	RJ14YC	---	---	---	.025
1979-1976	K-900	63	RJ14YC	---	---	---	.025
	K-990	846	CJ14	---	---	---	.030
CHRYSLER							
150HP							
1976-1972		931M	QL82C	811M	L82C	---	.040
140HP							
1984-1978		931M	QL82C	811M	L82C	---	.040
135HP							
1977-1970		931M	QL82C	811M	L82C	---	.040
130HP							
1973-1972		931M	QL82C	811M	L82C	---	.040
125HP							
1986-1981		931M	QL82C	811M	L82C	---	.040



Year	Model/Engine	Copper Plus®		Alternate Plug		Power Sport™	Gap
		Stk #	Plug Type	Stk #	Plug Type		
CHRYSLER (cont)							
120HP							
1977-1975		931M	QL82C	811M	L82C	---	.040
115HP							
1984-1978		931M	QL82C	811M	L82C	---	.040
105HP							
1983-1968		931M	QL82C	811M	L82C	---	.040
100HP							
1984-1980		931M	QL82C	811M	L82C	---	.040
90HP							
1984-1983		931M	QL82C	811M	L82C	---	.040
1977-1974		931M	QL82C	811M	L82C	---	.040
85HP							
1986-1978		931M	QL82C	811M	L82C	---	.040
1973-1969		931M	QL82C	811M	L82C	---	.040
80HP							
1965		592M	RJ12C	511	J11C	---	.040
75HP							
1984-1974		931M	QL82C	811M	L82C	---	.040
1968		931M	QL82C	811M	L82C	---	.040
1967-1966		592M	RJ12C	511	J11C	---	.040
70HP							
1980-1979		931M	QL82C	811M	L82C	---	.040
1973-1969		931M	QL82C	811M	L82C	---	.040
65HP							
1978-1977		931M	QL82C	811M	L82C	---	.040
60HP							
1984		931M	QL82C	811M	L82C	---	.040
1976-1974		931M	QL82C	811M	L82C	---	.040
55HP							
1983-1982		931M	QL82C	811M	L82C	---	.040
1981-1969	Magnito Ignition	931M	QL82C	811M	L82C	---	.040
1976-1967	Standard Ignition	931M	QL82C	811M	L82C	---	.040
50HP							
1986-1982		933M	QL86C	306	L86C	---	.040
1966-1965		592M	RJ12C	511	J11C	---	.040
45HP							
1984-1968		933M	QL86C	306	L86C	---	.040
1967-1965		592M	RJ12C	511	J11C	---	.040
1978-1971	Magnito Ignition	931M	QL82C	811M	L82C	---	.040
35HP							
1986		931M	QL82C	811M	L82C	---	.040
1984-1968		933M	QL86C	306	L86C	---	.040
1967-1965		592M	RJ12C	511	J11C	---	.040
30HP							
1982-1973		933M	QL86C	306	L86C	---	.040
25HP							
1984-1973		933M	QL86C	306	L86C	---	.040
20HP							
1982-1968		933M	QL86C	306	L86C	---	.040
1967-1965		592M	RJ12C	511	J11C	---	.040
15HP							
1984-1974		933M	QL86C	306	L86C	---	.030
12.9HP							
1973-1971		933M	QL86C	306	L86C	---	.030
12HP							
1979		933M	QL86C	306	L86C	---	.030
10HP							
1978-1974		933M	QL86C	306	L86C	---	.030
9.9HP							
1986-1968		933M	QL86C	306	L86C	---	.030

**MARINE ENGINES - OUTBOARD**MOTEURS DE BATEAUX-HORS-BORD
MOTORES MARINOS-FUERA BORDA

Year	Model/Engine	Copper Plus®		Alternate Plug		Power Sport™	Gap
		Stk #	Plug Type	Stk #	Plug Type		
CHRYSLER (cont)							
9.2HP							
1967-1966		592M	RJ12C	511	J11C	---	.030
9HP							
1965		537	RH12	512	H12	---	.030
8HP							
1978-1971		933M	QL86C	306	L86C	---	.030
7.5HP							
1984-1979		933M	QL86C	306	L86C	---	.030
7HP							
1970-1969		933M	QL86C	306	L86C	---	.030
6.6HP							
1968		933M	QL86C	306	L86C	---	.030
6HP							
1982-1971		933M	QL86C	306	L86C	---	.030
1967-1965		537	RH12	512	H12	---	.030
1980	Sailor 150	933M	QL86C	306	L86C	---	.030
5HP							
1976-1974		896	L90C	---	---	---	.030
1970-1969		933M	QL86C	306	L86C	---	.030
4.4HP							
1968		933M	QL86C	306	L86C	---	.030
4HP							
1986-1976		933M	QL86C	306	L86C	---	.030
3.6HP							
1970-1967		537	RH12	512	H12	---	.030
3.5HP							
1984-1980		933M	QL86C	306	L86C	---	.030
1969-1965		537	RH12	512	H12	---	.030
CLINTON							
	AJ-9, BJ-9	846	CJ14	---	---	---	.030
	J-200, J-300, J-350, J-400, J-500, J-700	846	CJ14	---	---	---	.030
	J5	846	CJ14	---	---	---	.030
	J7, J8	537	RH12	512	H12	---	.030
	J9	592M	RJ12C	511	J11C	---	.030
1973-1970	K-500	846	CJ14	---	---	---	.030
1991-1976	K-505	63	RJ14YC	---	---	---	.025
1991-1976	K-550	63	RJ14YC	---	---	---	.025
1973-1970	K-700	846	CJ14	---	---	---	.030
1984-1976	K-750	63	RJ14YC	---	---	---	.025
1975-1974	K-750	63	RJ14YC	---	---	---	.030
1973-1970	K-750	846	CJ14	---	---	---	.030
1991-1976	K-751	63	RJ14YC	---	---	---	.025
1991-1976	K-753	63	RJ14YC	---	---	---	.025
1991-1976	K-900	63	RJ14YC	---	---	---	.025
	W-100, W-140, W-250	931M	QL82C	811M	L82C	---	.025
COAST-TO-COAST							
6HP							
1965		592M	RJ12C	511	J11C	---	.035
4HP							
1965		592M	RJ12C	511	J11C	---	.035
COLT							
5HP							
1963		846	CJ14	---	---	---	.035
3HP							
1963		592M	RJ12C	511	J11C	---	.035



Year	Model/Engine	Copper Plus®		Alternate Plug		Power Sport™	Gap
		Stk #	Plug Type	Stk #	Plug Type		
COMMODORE							
40HP							
		592M	RJ12C	511	J11C	---	.030
18HP							
		592M	RJ12C	511	J11C	---	.030
10HP							
		537	RH12	512	H12	---	.030
7.5HP							
		537	RH12	512	H12	---	.030
2HP							
		537	RH12	512	H12	---	.030
CRUISE 'N CARRY							
6.0HP							
		929	RL95YC	---	---	---	.025
2.5HP							
1988-1984		592M	RJ12C	511	J11C	---	.025
1.75HP							
	Xenoah	592M	RJ12C	511	J11C	---	.025
1.5HP							
1987-1981		846	CJ14	---	---	---	.025
CUYUNA							
40HP							
		880	RN3C	801	N3C	8902	.030
DYNAFOIL							
	Xenoah 340CC Eng. 3/4" Reach Plugs	123	RN5C	120	N5C	---	.030
	Xenoah 440CC Eng. 3/4" Reach Plugs	818	RN2C	805	N2C	8902	.030
ELGIN							
75.2HP							
	6072, 6073	592M	RJ12C	511	J11C	---	.040
75HP							
	6064, 6065, 6074, 6075, 6076, 6077	592M	RJ12C	511	J11C	---	.040
60HP							
	6060 Thru 6063	592M	RJ12C	511	J11C	---	.040
45HP							
	6054, 6055, 6056, 6057, 6062, 6063	592M	RJ12C	511	J11C	---	.040
43.7HP							
	6052, 6053	592M	RJ12C	511	J11C	---	.040
40HP							
	6040, 6043, 6047, 59421, 59461, 59471, 594001, 594011, 594031	592M	RJ12C	511	J11C	---	.040
35HP							
	59451	537	RH12	512	H12	---	.040
30HP							
	59421	537	RH12	512	H12	---	.040
28HP							
	6034, 6036, 6037, 6038, 6070	592M	RJ12C	511	J11C	---	.040
27.7HP							
	6033, 6035	592M	RJ12C	511	J11C	---	.040
25HP							
	59861, 59871	537	RH12	512	H12	---	.040
	6025, 6028, 6032	592M	RJ12C	511	J11C	---	.040
18HP							
	59661, 59671	592M	RJ12C	511	J11C	---	.040
14HP							
	6013, 6014, 6015, 6069	592M	RJ12C	511	J11C	---	.040
12HP							
	58801, 58891, 58991, 59561, 59881	537	RH12	512	H12	---	.040
	6012	592M	RJ12C	511	J11C	---	.040
10HP							
	59891	537	RH12	512	H12	---	.040

**MARINE ENGINES - OUTBOARD**MOTEURS DE BATEAUX-HORS-BORD
MOTORES MARINOS-FUERA BORDA

Year	Model/Engine	Copper Plus®		Alternate Plug		Power Sport™	Gap
		Stk #	Plug Type	Stk #	Plug Type		
ELGIN (cont)							
9HP							
	6066, 6067	846	CJ14	---	---	---	.030
8HP							
	59011	537	RH12	512	H12	---	.030
7.5HP							
	6008, 6009, 6010, 6060, 6061, 58431, 59791	537	RH12	512	H12	---	.030
6HP							
	6005, 6006, 6068	537	RH12	512	H12	---	.030
5.5HP							
	6001, 58563	537	RH12	512	H12	---	.030
3.5HP							
	6002, 6003	537	RH12	512	H12	---	.030
	6091, 6092, 60900	846	CJ14	---	---	---	.030
2HP							
	58321, 58331	537	RH12	512	H12	---	.030
ELLIOTT							
	21.1CC	846	CJ14	---	---	---	.030
2.2HP							
	40CC	848	RCJ8Y	863	CJ8Y	---	.030
ESKA							
1974-1970	1707, 1747, 1777, 1790	63	RJ14YC	---	---	---	.030
15HP							
1987-1976		63	RJ14YC	---	---	---	.030
14HP							
1974-1970		63	RJ14YC	---	---	---	.030
9.9HP							
1987-1976		63	RJ14YC	---	---	---	.030
9.5HP							
1974-1970		63	RJ14YC	---	---	---	.030
7.5HP							
1987-1970		63	RJ14YC	---	---	---	.030
7.0HP							
1969		63	RJ14YC	---	---	---	.030
1968-1967		592M	RJ12C	511	J11C	---	.030
6.0HP							
1963		592M	RJ12C	511	J11C	---	.030
5.5HP							
1976-1975		63	RJ14YC	---	---	---	.030
5.0HP							
1987-1970		63	RJ14YC	---	---	---	.030
1969-1961		102	RJ6C	823	J6C	---	.030
4.5HP							
1976-1975		63	RJ14YC	---	---	---	.030
4.0HP							
1978-1977		63	RJ14YC	---	---	---	.030
1963		592M	RJ12C	511	J11C	---	.030
3.5HP							
1984-1977		63	RJ14YC	---	---	---	.030
3.0HP							
1980		63	RJ14YC	---	---	---	.030
1976-1975		63	RJ14YC	---	---	---	.030
1969-1967		592M	RJ12C	511	J11C	---	.030
1961		592M	RJ12C	511	J11C	---	.030
2.5HP							
1987-1977		846	CJ14	---	---	---	.025
1.6HP							
1987		846	CJ14	---	---	---	.025
1.2HP							
1978-1977		592M	RJ12C	511	J11C	---	.025



Year	Model/Engine	Copper Plus®		Alternate Plug		Power Sport™	Gap
		Stk #	Plug Type	Stk #	Plug Type		
EVINRUDE							
1950-1939	18mm Heads Standard Ignition	509	D9	---	---	---	.030
1966-1952	AD 4-Cyl Standard Ignition	871	RJ8C	841	J8C	---	.030
	Air Buoy Diving Unit Standard Ignition	846	CJ14	---	---	---	.025
1968-1954	CD Standard Ignition	871	RJ8C	841	J8C	---	.030
1968-1956	FD, FDE Standard Ignition	871	RJ8C	841	J8C	---	.030
1968-1954	JH Standard Ignition	871	RJ8C	841	J8C	---	.030
1968-1967	JHF Standard Ignition	871	RJ8C	841	J8C	---	.030
1968-1952	JW Standard Ignition	871	RJ8C	841	J8C	---	.030
1968-1967	JWF Standard Ignition	871	RJ8C	841	J8C	---	.030
1968-1965	LD Standard Ignition	871	RJ8C	841	J8C	---	.030
1968-1964	MQ Standard Ignition	871	RJ8C	841	J8C	---	.030
1966-1952	QD 4-Cyl Standard Ignition	871	RJ8C	841	J8C	---	.030
1968-1951	RD, RDE, RDS, RJE, RK Standard Ignition	871	RJ8C	841	J8C	---	.030
1968-1962	RX Standard Ignition	871	RJ8C	841	J8C	---	.030
1968-1965	RXE Standard Ignition	871	RJ8C	841	J8C	---	.030
1968	SC Standard Ignition	871	RJ8C	841	J8C	---	.030
1966-1952	TN 4-Cyl Standard Ignition	871	RJ8C	841	J8C	---	.030
1966-1952	V4H, V4ML 4-Cyl Standard Ignition	871	RJ8C	841	J8C	---	.030
300HP							
2013-2009	E300 Series w/E-TEC 210 CID V6	---	---	9809 ¹	QC8WEP	---	.028
1986-1985	OMC 3.6L	828M ¹	QL77JC4	821M ¹	L77JC4 ¹	8883	.030
1997-1985	V8	938M ¹	QL78YC	936M ¹	L78YC	---	.030
275HP							
1988-1985		932M ¹	QL82YC	328 ¹	L82YC ¹	8814	.030
250HP							
2008	E250 Series w/E-TEC (H.O.) 200 CID V6	---	---	9809 ¹	QC8WEP	---	.028
2007	E250 Series w/E-TEC (H.O.) 200 CID V6	---	---	9005 ¹	QC10WEP	---	.028
2013-2009	E250 Series w/E-TEC (H.O.) 210 CID V6	---	---	9809 ¹	QC8WEP	---	.028
2006-2005	E250 Series w/E-TEC 200 CID 6-Cyl	---	---	7712 ¹	QC10PEP	---	.028
2013-2009	E250 Series w/E-TEC 200 CID V6	---	---	9809 ¹	QC8WEP	---	.028
2000-1999	LV6, D.I. 3.0L V6 Ficht Fuel inj.	956M ¹	QC12PEP	9005 ¹	QC10WEP	---	.030
2005-2001	LV6, D.I. 3.3L 6-Cyl Ficht Fuel inj.	956M ¹	QC12PEP	9005 ¹	QC10WEP	---	.030
1998-1985	V8	938M ¹	QL78YC	936M ¹	L78YC	---	.030
235HP							
1985-1978		876M ¹	QL16V	---	---	---	---
225HP							
2008	E225 Series w/E-TEC (H.O. H Suffix) 200 CID V6	---	---	9809 ¹	QC8WEP	---	.028
2006-2005	E225 Series w/E-TEC (H.O.) 200 CID V6	---	---	9005 ¹	QC10WEP	---	.028
2008-2007	E225 Series w/E-TEC (incl. H.O.) 200 CID 6-Cyl	---	---	9005 ¹	QC10WEP	---	.028
2013-2008	E225 Series w/E-TEC (Including H.O.) 200 CID V6	---	---	9809 ¹	QC8WEP	---	.028
2008	E250 Series w/E-TEC (H.O.) 200 CID V6	---	---	9005 ¹	QC10WEP	---	.028
2000-1999	LV6, D.I. 3.0L 6-Cyl Ficht Fuel inj.	956M ¹	QC12PEP	9005 ¹	QC10WEP	---	.030
2005-2001	LV6, D.I. 3.3L 6-Cyl Ficht Fuel inj.	956M ¹	QC12PEP	9005 ¹	QC10WEP	---	.030
1993-1986	V6	828M ¹	QL77JC4	821M ¹	L77JC4 ¹	8883	.030
1998-1994	Vindicator LV6 6-Cyl	938M ¹	QL78YC	936M ¹	L78YC	---	.030
200HP							
1983-1976		876M ¹	QL16V	---	---	---	---
1998-1993	Commercial Engine	938M ¹	QL78YC	936M ¹	L78YC	---	.030
1992	Commercial Engine	876M ¹	QL16V	---	---	---	---
2008	E200 Series w/E-TEC (H.O. H Suffix) 200 CID V6	---	---	9809 ¹	QC8WEP	---	.028
2007	E200 Series w/E-TEC (H.O.) 200 CID V6	---	---	9005 ¹	QC10WEP	---	.028
2013-2009	E200 Series w/E-TEC (Including H.O.) 200 CID V6	---	---	9809 ¹	QC8WEP	---	.028
2008	E200 Series w/E-TEC 158 CID 6-Cyl	---	---	9005 ¹	QC10WEP	---	.028
2007	E200 Series w/E-TEC 158 CID 6-Cyl	---	---	7712 ¹	QC10PEP	---	.028
2013-2009	E200 Series w/E-TEC 158 CID V6	---	---	9005 ¹	QC10WEP	---	.028
2008	E200 Series w/E-TEC 200 CID 6-Cyl	---	---	9005 ¹	QC10WEP	---	.028
2007	E200 Series w/E-TEC 200 CID 6-Cyl	---	---	7712 ¹	QC10PEP	---	.028
2006-2005	E200 Series w/E-TEC 200 CID 6-Cyl	---	---	7712 ¹	QC10PEP	---	.028
2000-1999	LV6, D.I. 3.0L 6-Cyl Ficht Fuel inj.	956M ¹	QC12PEP	9005 ¹	QC10WEP	---	.030
2005-2001	LV6, D.I. 3.3L 6-Cyl Ficht Fuel inj.	956M ¹	QC12PEP	9005 ¹	QC10WEP	---	.030
1993-1986	V6	828M ¹	QL77JC4	821M ¹	L77JC4 ¹	8883	.030

¹Q-Series inductor plugs are the only BRP approved replacement plugs. Use of other types may cause engine misfire.

**MARINE ENGINES - OUTBOARD**MOTEURS DE BATEAUX-HORS-BORD
MOTORES MARINOS-FUERA BORDA

Year	Model/Engine	Copper Plus®		Alternate Plug		Power Sport™	Gap
		Stk #	Plug Type	Stk #	Plug Type		
EVINRUDE (cont)							
200HP							
1998-1994	Vindicator LV6 6-Cyl	938M ¹	QL78YC	936M ¹	L78YC	---	.030
185HP							
1987-1977		831M ¹	UL77V	---	---	---	---
1993-1990	Commercial Engine	828M ¹	QL77JC4	821M ¹	L77JC4 ¹	8883	.030
175HP							
1987-1979		876M ¹	QL16V	---	---	---	---
1977		876M ¹	QL16V	---	---	---	---
1978	Commercial Engine	876M ¹	QL16V	---	---	---	---
1991-1988	CV6 6-Cyl	828M ¹	QL77JC4	821M ¹	L77JC4 ¹	8883	.030
2008-2007	E175 Series w/E-TEC 158 CID 6-Cyl	---	---	9005 ¹	QC10WEP	---	.028
2013-2009	E175 Series w/E-TEC 158.2 CID V6	---	---	9005 ¹	QC10WEP	---	.028
1998-1991	Intruder LV6 6-Cyl	938M ¹	QL78YC	936M ¹	L78YC	---	.030
1999-1998	LV6 6-Cyl Ficht Fuel inj. Heads w/o Pins	---	---	7712 ^{1,3}	QC10PEP	---	.030
1999	LV6 6-Cyl Ficht Fuel inj. Heads w/Pins	955M ^{1,3}	XC12PEPB	---	---	---	.030
1998	LV6 6-Cyl Ficht Fuel inj. Heads w/Pins	955M ^{3,7}	XC12PEPB	---	---	---	.030
2004-2000	LV6, D.I. 6-Cyl Ficht Fuel inj.	955M ^{3,7}	XC12PEPB	---	---	---	.030
2005	LV6, D.I. V6 Ficht Fuel inj.	955M ^{3,7}	XC12PEPB	---	---	---	.030
155HP							
1984	CV6 6-Cyl	876M ¹	QL16V	---	---	---	---
1992-1989	CV6 6-Cyl Commercial Engine	876M ¹	QL16V	---	---	---	---
1987-1985	CV6 6-Cyl Commercial Engine	876M ¹	QL16V	---	---	---	---
1983-1978	CV6 6-Cyl Commercial Engine	876M ¹	QL16V	---	---	---	---
150HP							
1991-1988	CV6 6-Cyl	828M ¹	QL77JC4	821M ¹	L77JC4 ¹	8883	.030
1984	CV6 6-Cyl	876M ¹	QL16V	---	---	---	---
1987-1985	CV6 6-Cyl Commercial Engine	876M ¹	QL16V	---	---	---	---
1983-1978	CV6 6-Cyl Commercial Engine	876M ¹	QL16V	---	---	---	---
2008	E150 Series w/E-TEC (Incl. H.O.) 158 CID 6-Cyl	---	---	9005 ¹	QC10WEP	---	.028
2007	E150 Series w/E-TEC (Incl. H.O.) 158 CID 6-Cyl	---	---	7712 ¹	QC10PEP	---	.028
2013-2009	E150 Series w/E-TEC (Incl. H.O.) 158 CID V6	---	---	9005 ¹	QC10WEP	---	.028
1996-1991	Intruder LV6 6-Cyl	938M ¹	QL78YC	936M ¹	L78YC	---	.030
1998-1997	Intruder LV6 6-Cyl Carb.	938M ¹	QL78YC	936M ¹	L78YC	---	.030
2000	LV6 6-Cyl Carb.	938M ¹	QL78YC	936M ¹	L78YC	---	.030
1998-1997	LV6 6-Cyl Carb.	938M ¹	QL78YC	936M ¹	L78YC	---	.030
1998	LV6 6-Cyl Commercial Engine	938M ¹	QL78YC	936M ¹	L78YC	---	.030
1996-1993	LV6 6-Cyl Commercial Engine	938M ¹	QL78YC	936M ¹	L78YC	---	.030
1999	LV6 6-Cyl Ficht Fuel inj. Heads w/o Pins	---	---	7712 ¹	QC10PEP	---	.030
1998	LV6 6-Cyl Ficht Fuel inj. Heads w/o Pins	---	---	7712 ^{1,3}	QC10PEP	---	.030
1999	LV6 6-Cyl Ficht Fuel inj. Heads w/Pins	955M ⁷	XC12PEPB	---	---	---	.030
2004-2000	LV6, D.I. 6-Cyl Ficht Fuel inj.	955M ^{3,7}	XC12PEPB	---	---	---	.030
2005	LV6, D.I. V6 Ficht Fuel inj.	955M ^{3,7}	XC12PEPB	---	---	---	.030
140HP							
1984-1973		876M ¹	QL16V	---	---	---	---
1997-1985	LV4 4-Cyl	938M ¹	QL78YC	936M ¹	L78YC	---	.030
135HP							
1984-1973		876M ¹	QL16V	---	---	---	---
2013	135 H.O. w/E-TEC 158 CID V6	---	---	9005 ¹	QC10WEP	---	.028
2004-2001	LV6, D.I. 6-Cyl Ficht Fuel inj.	955M ^{3,7}	XC12PEPB	---	---	---	.030
2005	LV6, D.I. V6 Ficht Fuel inj.	955M ^{3,7}	XC12PEPB	---	---	---	.030
2000	LV6, D.I. V6 Ficht Fuel inj.	955M ^{3,7}	XC12PEPB	---	---	---	.030
130HP							
2013-2008	E-TEC E130 Series 105.4 CID V4	---	---	9005 ¹	QC10WEP	---	.028
1997-1985	LV4 4-Cyl	938M ¹	QL78YC	936M ¹	L78YC	---	.030
125HP							
1972-1971	V4	827M ⁵	L76V	898M ⁵	QL76V	---	---
120HP							
1997-1996	LV4 4-Cyl	938M ¹	QL78YC	936M ¹	L78YC	---	.030
1994-1985	LV4 4-Cyl	938M ¹	QL78YC	936M ¹	L78YC	---	.030
115HP							
1993-1986		828M ¹	QL77JC4	821M ¹	L77JC4 ¹	8883	.030
1985		831M ¹	UL77V	---	---	---	---

¹Q-Series inductor plugs are the only BRP approved replacement plugs. Use of other types may cause engine misfire.; ³For RFI Suppression use 938/QL78YC;⁵Q-Series inductor plugs reduce unwanted RFI in Fish Finders and Navigation equipment.; ⁷XC-Series inductor plugs are the only BRP approved replacement plugs. Use of other types may cause engine misfire.



Year	Model/Engine	Copper Plus®		Alternate Plug		Power Sport™	Gap
		Stk #	Plug Type	Stk #	Plug Type		
EVINRUDE (cont)							
1979-1973		828M ¹	QL77JC4	821M ¹	L77JC4 ¹	8883	.030
1969		828M ¹	QL77JC4	821M ¹	L77JC4 ¹	8883	.030
1970	115083D	837	L20V	---	---	---	---
1998-1994	4-Cyl	931M ¹	QL82C	811M ¹	L82C	---	.030
1984-1983	Commercial Engine	828M ¹	QL77JC4	821M ¹	L77JC4 ¹	8883	.030
1981	Commercial Engine	828M ¹	QL77JC4	821M ¹	L77JC4 ¹	8883	.030
1980	Commercial Engine	831M ¹¹	UL77V	---	---	---	---
	Commercial Engine	828M ⁵	QL77JC4	821M ⁵	L77JC4 ⁵	8883	.030
1979-1975	Commercial Engine	828M ¹	QL77JC4	821M ¹	L77JC4 ¹	8883	.030
1998-1983	CV4 4-Cyl	931M ¹	QL82C	811M ¹	L82C	---	.030
1981-1979	CV4 4-Cyl	931M ¹	QL82C	811M ¹	L82C	---	.030
1982	CV4 Commercial Engine	828M ¹	QL77JC4	821M ¹	L77JC4 ¹	8883	.030
2008	E-TEC E115 Series 105.4 CID 4-Cyl	---	---	9005 ¹	QC10WEP	---	.028
2007	E-TEC E115 Series 105.4 CID 4-Cyl	---	---	7712 ¹	QC10PEP	---	.028
2013-2009	E-TEC E115 Series 105.4 CID V4	---	---	9005 ¹	QC10WEP	---	.028
1998-1995	Intruder LV4 4-Cyl	938M ¹	QL78YC	936M ¹	L78YC	---	.030
2004-2000	LV4 4-Cyl Ficht Fuel inj.	955M ⁷	XC12PEPB	---	---	---	.035
1999-1998	LV4 4-Cyl Ficht Fuel inj. Heads w/o Pins	---	---	7712 ^{1,3}	QC10PEP	---	.035
1999-1998	LV4 4-Cyl Ficht Fuel inj. Heads w/Pins	955M ⁷	XC12PEPB	---	---	---	.035
112HP							
1997-1979	CV4 4-Cyl	931M ¹	QL82C	811M ¹	L82C	---	.030
110HP							
1997-1979	CV4 4-Cyl	931M ¹	QL82C	811M ¹	L82C	---	.030
105HP							
2003-1993	Jet LV6 6-Cyl	938M ¹	QL78YC	936M ¹	L78YC	---	.030
2003-1997	LV4 4-Cyl Commercial Engine	938M ¹	QL78YC	936M ¹	L78YC	---	.030
100HP							
1970		837	L20V	---	---	---	---
1969-1967		828M ¹	QL77JC4	821M ¹	L77JC4 ¹	8883	.030
1998-1984	Commercial Engine	876M ¹	QL16V	---	---	---	---
2005-2004	LV4 D.I. 4-Cyl	956M ¹	QC12PEP	---	---	---	.030
1966	Standard Ignition	871	RJ8C	841	J8C	---	.030
1980	V4	831M ¹¹	UL77V	821M ⁵	L77JC4 ⁵	8883	.030
1979	V4	828M ¹	QL77JC4	821M ¹	L77JC4 ¹	8883	.030
1972-1971	V4	827M ⁵	L76V	898M ⁵	QL76V	---	---
90HP							
1997-1994	3-Cyl	931M ¹	QL82C	811M ¹	L82C	---	.030
1998-1979	CV4 4-Cyl	931M ¹	QL82C	811M ¹	L82C	---	.030
2004-2000	DI V4 Ficht Fuel inj.	955M ⁷	XC12PEPB	---	---	---	.030
2005-2004	E-TEC 79 CID 3-Cyl	956M ¹	QC12PEP	---	---	---	.028
2013-2009	E-TEC E90 Series 79 CID L3	---	---	9005 ¹	QC10WEP	---	.028
2008	E-TEC E90 Series 79 CID L3	---	---	9005 ¹	QC10WEP	---	.028
2007	E-TEC E90 Series 79 CID L3	---	---	7953 ¹	QC12PEPB	---	.030
2006	E-TEC E90 Series 79 CID L3	---	---	7953 ¹	QC12PEPB	---	.030
	E-TEC E90 Series 79 CID L3	---	---	7953 ¹	QC12PEPB	---	.030
1998	LV4 4-Cyl	938M ¹	QL78YC	936M ¹	L78YC	---	.030
1999-1998	LV4 4-Cyl Ficht Fuel inj. Heads w/o Pins	---	---	7712 ^{1,3}	QC10PEP	---	.035
1999-1998	LV4 4-Cyl Ficht Fuel inj. Heads w/Pins	955M ⁷	XC12PEPB	---	---	---	.035
1965-1964	Standard Ignition	871	RJ8C	841	J8C	---	.030
88HP							
1997-1979	CV4 4-Cyl	931M ¹	QL82C	811M ¹	L82C	---	.030
85HP							
1993-1986		828M ¹	QL77JC4	821M ¹	L77JC4 ¹	8883	.030
1980		831M ¹¹	UL77V	---	---	---	---
		828M ⁵	QL77JC4	821M ⁵	L77JC4 ⁵	8883	.030
1979-1973		828M ¹	QL77JC4	821M ¹	L77JC4 ¹	8883	.030
1970		837	L20V	---	---	---	---
1969-1968		828M ¹	QL77JC4	821M ¹	L77JC4 ¹	8883	.030
1995-1994	Backtroller V4	931M ¹	QL82C	811M ¹	L82C	---	.030
1972-1971	V4	827M ⁵	L76V	898M ⁵	QL76V	---	---
80HP							
1967-1966		871	RJ8C	841	J8C	---	.030

¹Q-Series inductor plugs are the only BRP approved replacement plugs. Use of other types may cause engine misfire.; ³For RFI Suppression use 938/QL78YC;
⁵Q-Series inductor plugs reduce unwanted RFI in Fish Finders and Navigation equipment.; ⁷XC-Series inductor plugs are the only BRP approved replacement plugs. Use of other types may cause engine misfire.; ¹¹For sustained full throttle use UL77V

**MARINE ENGINES - OUTBOARD**MOTEURS DE BATEAUX-HORS-BORD
MOTORES MARINOS-FUERA BORDA

Year	Model/Engine	Copper Plus®		Alternate Plug		Power Sport™	Gap
		Stk #	Plug Type	Stk #	Plug Type		
EVINRUDE (cont)							
80HP							
1998-1979	Jet CV4 4-Cyl	931M ¹	QL82C	811M ¹	L82C	---	.030
1967-1966	Standard Ignition	871	RJ8C	841	J8C	---	.030
75HP							
1989-1981	49 CID 3-Cyl	828M ¹	QL77JC4	821M ¹	L77JC4 ¹	8883	.030
1980	49 CID 3-Cyl	831M ¹¹	UL77V	---	---	---	---
	49 CID 3-Cyl	828M ⁵	QL77JC4	821M ⁵	L77JC4 ⁵	8883	.030
1979-1975	49 CID 3-Cyl	828M ¹	QL77JC4	821M ¹	L77JC4 ¹	8883	.030
2004-2000	DI V4 Ficht Fuel inj.	955M ⁷	XC12PEPB	---	---	---	.030
2005-2004	E-TEC 79 CID 3-Cyl	956M ¹	QC12PEP	---	---	---	.028
2013-2010	E-TEC E75 Series 79 CID L3	---	---	9005 ¹	QC10WEP	---	.028
2009	E-TEC E75 Series 79 CID L3	---	---	9005 ¹	QC10WEP	---	.030
2008	E-TEC E75 Series 79 CID L3	---	---	9005 ¹	QC10WEP	---	.028
2007	E-TEC E75 Series 79 CID L3	---	---	7953 ¹	QC12PEPB	---	.030
	E-TEC E75 Series 79 CID L3	---	---	7953 ¹	QC12PEPB	---	.030
2006	E-TEC E75 Series 79 CID L3	---	---	7953 ¹	QC12PEPB	---	.030
1999	LV4 4-Cyl Ficht Fuel inj. Heads w/o Pins	---	---	7712 ^{1,3}	QC10PEP	---	.030
1965-1960	V4 Standard Ignition	871	RJ8C	841	J8C	---	.030
70HP							
2003-2002	1298CC 4-Stroke OHC	415	RN9YC	300	N9YC	8415	.035
2001	1298CC 4-Stroke OHC	415	RN9YC	300	N9YC	8415	.035
2000-1998	1298CC 4-Stroke OHC	415	RN9YC	300	N9YC	8415	.035
1989-1981	49 CID 3-Cyl	828M ¹	QL77JC4	821M ¹	L77JC4 ¹	8883	.030
1980	49 CID 3-Cyl	828M ⁵	QL77JC4	821M ⁵	L77JC4 ⁵	8883	.030
1979-1975	49 CID 3-Cyl	828M ¹	QL77JC4	821M ¹	L77JC4 ¹	8883	.030
1998-1994	56 CID 3-Cyl	938M ¹	QL78YC	936M ¹	L78YC	---	.030
1993-1989	56 CID 3-Cyl	828M ¹	QL77JC4	821M ¹	L77JC4 ¹	8883	.030
65HP							
1973	3-Cyl	828M ¹	QL77JC4	821M ¹	L77JC4 ¹	8883	.030
1972	3-Cyl	831M	UL77V	---	---	---	---
1995-1994	3-Cyl Commercial Engine	938M ¹	QL78YC	936M ¹	L78YC	---	.030
1997-1988	HC LC Commercial Engine	876M ¹	QL16V	---	---	---	---
1987-1984	HC LC Commercial Engine	828M ¹	QL77JC4	821M ¹	L77JC4 ¹	8883	.030
1997-1992	Jet CV4 4-Cyl	931M ¹	QL82C	811M ¹	L82C	---	.030
1968	V4	828M ¹	QL77JC4	821M ¹	L77JC4 ¹	8883	.030
60HP							
1985-1981	2-Cyl	828M ¹	QL77JC4	821M ¹	L77JC4 ¹	8883	.030
1980	2-Cyl	828M ⁵	QL77JC4	821M ⁵	L77JC4 ⁵	8883	.030
1971-1970	3-Cyl	827M ⁵	L76V	898M ⁵	QL76V	---	---
2004-2002	4-Stroke OHC	810	RA8HC	---	---	8812-1	.035
1989-1981	49 CID 3-Cyl	828M ¹	QL77JC4	821M ¹	L77JC4 ¹	8883	.030
1980	49 CID 3-Cyl	828M ⁵	QL77JC4	821M ⁵	L77JC4 ⁵	8883	.030
1979-1975	49 CID 3-Cyl	828M ¹	QL77JC4	821M ¹	L77JC4 ¹	8883	.030
1998-1994	56 CID 3-Cyl	938M ¹	QL78YC	936M ¹	L78YC	---	.030
1993-1989	56 CID 3-Cyl	828M ¹	QL77JC4	821M ¹	L77JC4 ¹	8883	.030
2008	E-TEC 52.7 CID 2-Cyl	---	---	9005 ¹	QC10WEP	---	.028
2007-2006	E-TEC 52.7 CID 2-Cyl	---	---	7953 ¹	QC12PEPB	---	.028
2005-2004	E-TEC 52.7 CID 2-Cyl	956M ¹	QC12PEP	---	---	---	.030
2005	E-TEC 52.7 CID L2	956M ¹	QC12PEP	---	---	---	.028
2013-2009	E-TEC E60 Series 52.7 CID L2	---	---	9005 ¹	QC10WEP	---	.028
1967	V4	871	RJ8C	841	J8C	---	.030
1966-1964	V4 Standard Ignition	871	RJ8C	841	J8C	---	.030
55HP							
1989-1981	2-Cyl	828M ¹	QL77JC4	821M ¹	L77JC4 ¹	8883	.030
1980	2-Cyl	828M ⁵	QL77JC4	821M ⁵	L77JC4 ⁵	8883	.030
1979-1976	2-Cyl	828M ¹	QL77JC4	821M ¹	L77JC4 ¹	8883	.030
1995-1994	2-Cyl COM. COM.	938M ¹	QL78YC	936M ¹	L78YC	---	.030
1969-1968	3-Cyl	828M ¹	QL77JC4	821M ¹	L77JC4 ¹	8883	.030
2003-1986	Commercial Engine	876M ¹	QL16V	---	---	---	---
50HP							
1975-1973		828M ¹	QL77JC4	821M ¹	L77JC4 ¹	8883	.030

¹Q-Series inductor plugs are the only BRP approved replacement plugs. Use of other types may cause engine misfire.; ³For RFI Suppresion use 938/QL78YC;⁵Q-Series inductor plugs reduce unwanted RFI in Fish Finders and Navigation equipment.; ⁷XC-Series inductor plugs are the only BRP approved replacement plugs. Use of other types may cause engine misfire.; ¹¹For sustained full throttle use UL77V



Year	Model/Engine	Copper Plus®		Alternate Plug		Power Sport™	Gap
		Stk #	Plug Type	Stk #	Plug Type		
EVINRUDE (cont)							
50HP							
1998-1989	2-Cyl	938M ¹	QL78YC	936M ¹	L78YC	---	.030
1988-1983	2-Cyl	828M ¹	QL77JC4	821M ¹	L77JC4 ¹	8883	.030
1981	2-Cyl	828M ¹	QL77JC4	821M ¹	L77JC4 ¹	8883	.030
1980	2-Cyl	828M ⁵	QL77JC4	821M ⁵	L77JC4 ⁵	8883	.030
1972-1971	2-Cyl	831M	UL77V	---	---	---	---
1998-1995	3-Cyl	938M ¹	QL78YC	936M ¹	L78YC	---	.030
2004-1999	815CC 4-Stroke DOHC	810	RA8HC	---	---	8812-1	.035
2008	E-TEC 2-Cyl	---	---	9005 ¹	QC10WEP	---	.028
2007-2006	E-TEC 2-Cyl	---	---	7953 ¹	QC12PEPB	---	.028
2005-2004	E-TEC 2-Cyl	956M ¹	QC12PEP	---	---	---	.030
2013-2009	E-TEC E50 Series 52.7 CID L2	---	---	9005 ¹	QC10WEP	---	.028
2004	E-TEC L2	956M ¹	QC12PEP	---	---	---	.028
2001-1993	Jet	938M ¹	QL78YC	936M ¹	L78YC	---	.030
1959-1958	Standard Ignition	871	RJ8C	841	J8C	---	.030
50HP NEEDS NOTE FOR L77JC4 AND THROTTLE							
1982	2-Cyl	831M	UL77V	---	---	---	---
48HP							
1997-1989	2-Cyl	938M ¹	QL78YC	936M ¹	L78YC	---	.030
1988-1981	2-Cyl	828M ¹	QL77JC4	821M ¹	L77JC4 ¹	8883	.030
1980	2-Cyl	828M ⁵	QL77JC4	821M ⁵	L77JC4 ⁵	8883	.030
1997-1994	SPL	938M ¹	QL78YC	936M ¹	L78YC	---	.030
45HP							
2003-1986	Commercial Engine	876M ¹	QL16V	---	---	---	---
40HP							
1975-1974		835	UL81C	---	---	---	.030
1998-1989	2-Cyl	938M ¹	QL78YC	936M ¹	L78YC	---	.030
1988-1981	2-Cyl	828M ¹	QL77JC4	821M ¹	L77JC4 ¹	8883	.030
1980	2-Cyl	828M ⁵	QL77JC4	821M ⁵	L77JC4 ⁵	8883	.030
1976	2-Cyl Standard Ignition	835 ^{1,2}	UL81C	---	---	---	.030
1976	40E, 40EL 2-Cyl Standard Ignition	828M ⁵	QL77JC4	821M ⁵	L77JC4 ⁵	8883	.030
1975-1974	40E, 40EL Standard Ignition	828M ¹	QL77JC4	821M ¹	L77JC4 ¹	8883	.030
1973-1969	40E, 40EL Standard Ignition	871	RJ8C	841	J8C	---	.030
1971-1965	40ES Standard Ignition	871	RJ8C	841	J8C	---	.030
1976	40R, 40RL 2-Cyl Standard Ignition	828M ⁵	QL77JC4	821M ⁵	L77JC4 ⁵	8883	.030
1975-1974	40R, 40RL Standard Ignition	828M ¹	QL77JC4	821M ¹	L77JC4 ¹	8883	.030
1973-1969	40R, 40RL Standard Ignition	871	RJ8C	841	J8C	---	.030
1990-1981	43 CID Commercial Engine	835 ¹	UL81C	---	---	---	.030
2003-1984	45 CID Commercial Engine	876M ¹	QL16V	---	---	---	---
2004-1999	815CC 4-Stroke DOHC	810	RA8HC	---	---	8812-1	.035
2008	E-TEC 2-Cyl	---	---	9005 ¹	QC10WEP	---	.028
2007-2006	E-TEC 2-Cyl	---	---	7953 ¹	QC12PEPB	---	.028
2005-2004	E-TEC 2-Cyl	956M ¹	QC12PEP	---	---	---	.028
2013-2009	E-TEC E40 Series 52.7 CID L2	---	---	9005 ¹	QC10WEP	---	.028
2004	E-TEC L2	956M ¹	QC12PEP	---	---	---	.028
2003-1992	Jet	938M ¹	QL78YC	936M ¹	L78YC	---	.030
1973-1960	Standard Ignition	871	RJ8C	841	J8C	---	.030
35HP							
1976		835 ¹	UL81C	---	---	---	.030
1997-1981	2-Cyl	828M ¹	QL77JC4	821M ¹	L77JC4 ¹	8883	.030
1980	2-Cyl	828M ⁵	QL77JC4	821M ⁵	L77JC4 ⁵	8883	.030
1979-1977	2-Cyl	828M ¹	QL77JC4	821M ¹	L77JC4 ¹	8883	.030
2001-1995	3-Cyl	933M ¹	QL86C	306 ¹	L86C	---	.030
2001-1993	Jet	938M ¹	QL78YC	936M ¹	L78YC	---	.030
1959-1957	Standard Ignition	871	RJ8C	841	J8C	---	.030
33HP							
1971-1965	33E, 33R Standard Ignition	871	RJ8C	841	J8C	---	.030
30HP							
1998-1978	2-Cyl	931M ¹	QL82C	811M ¹	L82C	---	.030
2004-2000	4-Stroke	810	RA8HC	---	---	8812-1	.030
2013-2009	E-TEC E30 Series 35.2 CID L2	---	---	9005 ¹	QC10WEP	---	.028

¹Q-Series inductor plugs are the only BRP approved replacement plugs. Use of other types may cause engine misfire.; ⁵Q-Series inductor plugs reduce unwanted RFI in Fish Finders and Navigation equipment.; ¹²For sustained full throttle use UL81C

**MARINE ENGINES - OUTBOARD**MOTEURS DE BATEAUX-HORS-BORD
MOTORES MARINOS-FUERA BORDA

Year	Model/Engine	Copper Plus®		Alternate Plug		Power Sport™	Gap
		Stk #	Plug Type	Stk #	Plug Type		
EVINRUDE (cont)							
30HP							
1971-1956	Standard Ignition	871	RJ8C	841	J8C	---	.030
28HP							
1997-1978		931M ¹	QL82C	811M ¹	L82C	---	.030
2003-1992	Jet	938M ¹	QL78YC	936M ¹	L78YC	---	.030
1964-1962	Standard Ignition	871	RJ8C	841	J8C	---	.030
25HP							
1998-1977	2-Cyl	931M ¹	QL82C	811M ¹	L82C	---	.030
1976-1972	25E, 25EL Standard Ignition	871	RJ8C	841	J8C	---	.030
1976-1969	25R Standard Ignition	871	RJ8C	841	J8C	---	.030
1976-1971	25RL Standard Ignition	871	RJ8C	841	J8C	---	.030
1998-1995	3-Cyl	933M ¹	QL86C	306 ¹	L86C	---	.030
1998-1981	Commercial Engine	876M ¹	QL16V	---	---	---	---
2013-2009	E-TEC E25 Series 35.2 CID L2	---	---	9005 ¹	QC10WEP	---	.028
1998-1995	Jet	931M ¹	QL82C	811M ¹	L82C	---	.030
1976-1969	Standard Ignition	871	RJ8C	841	J8C	---	.030
1955-1952	Standard Ignition	871	RJ8C	841	J8C	---	.030
20HP							
1993-1978		931M ¹	QL82C	811M ¹	L82C	---	.030
1998-1978	2-Cyl	931M ¹	QL82C	811M ¹	L82C	---	.030
1973-1969	20R Standard Ignition	871	RJ8C	841	J8C	---	.030
1973-1971	20RL Standard Ignition	871	RJ8C	841	J8C	---	.030
1973-1966	Standard Ignition	871	RJ8C	841	J8C	---	.030
18HP							
1973-1957		871	RJ8C	841	J8C	---	.030
1998-1995	Jet	931M ¹	QL82C	811M ¹	L82C	---	.030
1973-1950	Standard Ignition	871	RJ8C	841	J8C	---	.030
15HP							
1998-1994		931M ¹	QL82C	811M ¹	L82C	---	.030
1992-1981		828M ¹	QL77JC4	821M ¹	L77JC4 ¹	8883	.030
1980		828M ⁵	QL77JC4	821M ⁵	L77JC4 ⁵	8883	.030
1979-1977		828M ¹	QL77JC4	821M ¹	L77JC4 ¹	8883	.030
1976		835 ¹	UL81C	---	---	---	.030
1975-1974		835	UL81C	---	---	---	.030
2003-1995	4-Stroke OHC	810	RA8HC	---	---	8812-1	.030
2001-1994	Commercial Engine	931M ¹	QL82C	811M ¹	L82C	---	.030
1993	Commercial Engine	931M ¹	QL82C	811M ¹	L82C ¹	8883	.030
1992	Commercial Engine	828M ¹	QL77JC4	821M ¹	L77JC4 ¹	8883	.030
2013-2010	E15 series E-TEC (H.O.) 35.2 CID L2	---	---	9005 ¹	QC10WEP	---	.028
1998-1995	Kero	831M ¹	UL77V	---	---	---	---
1972-1950	Standard Ignition	871	RJ8C	841	J8C	---	.030
14HP							
1989-1988		828M ¹	QL77JC4	821M ¹	L77JC4 ¹	8883	.030
1991-1981	Commercial Engine	828M ¹	QL77JC4	821M ¹	L77JC4 ¹	8883	.030
1972-1950	Standard Ignition	871	RJ8C	841	J8C	---	.030
10HP							
1976-1975	10E, 10EL, 10R, 10RL Standard Ignition	828M ¹	QL77JC4	821M ¹	L77JC4 ¹	8883	.030
2003-1994	Commercial Engine	931M ¹	QL82C	811M ¹	L82C	---	.030
1993-1992	Commercial Engine	828M ¹	QL77JC4	821M ¹	L77JC4 ¹	8883	.030
1963-1952	Standard Ignition	871	RJ8C	841	J8C	---	.030
9.9HP							
2001-1977		931M ¹	QL82C	811M ¹	L82C	---	.030
1976		835 ¹	UL81C	---	---	---	.030
1975-1974		835	UL81C	---	---	---	.030
1998-1995	211CC 4-Stroke	959M	RP10HC	---	---	---	.030
2004-2002	302CC 4-Stroke OHC	810	RA8HC	---	---	8812-1	.030
2003-1995	305CC 4-Stroke OHC	810	RA8HC	---	---	8812-1	.030
9.7HP							
1949-1942	Standard Ignition	541	RD16	516	D16	---	.030
9.5HP							
1973-1964	Standard Ignition	871	RJ8C	841	J8C	---	.030

¹Q-Series inductor plugs are the only BRP approved replacement plugs. Use of other types may cause engine misfire.; ⁵Q-Series inductor plugs reduce unwanted RFI in Fish Finders and Navigation equipment.



Year	Model/Engine	Copper Plus®		Alternate Plug		Power Sport™	Gap
		Stk #	Plug Type	Stk #	Plug Type		
EVINRUDE (cont)							
9HP							
1974	9E, 9EL, 9R, 9RL Standard Ignition	828M ¹	QL77JC4	821M ¹	L77JC4 ¹	8883	.030
8HP							
1998-1977		933M ¹	QL86C	306 ¹	L86C	---	.030
2004-1996	211CC 4-Stroke OHC	959M	RP10HC	---	---	---	.027
1998-1977	Commercial Engine	933M ¹	QL86C	306 ¹	L86C	---	.030
7.5HP							
1997-1977		933M ¹	QL86C	306 ¹	L86C	---	.030
1958-1952	Standard Ignition	871	RJ8C	841	J8C	---	.030
6.5HP							
1993-1981	Commercial Engine	828M ¹	QL77JC4	821M ¹	L77JC4 ¹	8883	.030
6HP							
2004-1997	128CC 4-Stroke OHC	959M	RP10HC	---	---	---	.027
1998-1977	2-Stroke	933M ¹	QL86C	306 ¹	L86C	---	.030
1976-1971	6R, 6RL Standard Ignition	871	RJ8C	841	J8C	---	.030
1976-1965	Standard Ignition	871	RJ8C	841	J8C	---	.030
5.5HP							
1964-1954	Standard Ignition	871	RJ8C	841	J8C	---	.030
5.2HP							
1974-1952	Standard Ignition	871	RJ8C	841	J8C	---	.030
5HP							
1998		828M ¹	QL77JC4	821M ¹	L77JC4 ¹	8883	.030
1997-1990		933M ¹	QL86C	306 ¹	L86C	---	.030
2004-1997	128CC 4-Stroke OHC	959M	RP10HC	---	---	---	.027
1974-1952	Standard Ignition	871	RJ8C	841	J8C	---	.030
4.5HP							
1985-1980		933M ¹	QL86C	306 ¹	L86C	---	.030
4HP							
1988		828M ¹	QL77JC4	821M ¹	L77JC4 ¹	8883	.030
1987-1977		933M ¹	QL86C	306 ¹	L86C	---	.030
1976-1969		871	RJ8C	841	J8C	---	.030
2003	128CC 4-Stroke OHC	415	RN9YC	300	N9YC	8415	.035
1998-1989	2-Cyl	933M ¹	QL86C	306 ¹	L86C	---	.030
1976-1969	4R, 4W Standard Ignition	871	RJ8C	841	J8C	---	.030
1988-1987	Excel	828M ¹	QL77JC4	821M ¹	L77JC4 ¹	8883	.030
1984-1981	Standard Ignition	828M ¹	QL77JC4	821M ¹	L77JC4 ¹	8883	.030
1974-1952	Standard Ignition	871	RJ8C	841	J8C	---	.030
1988-1987	Ultra	828M ¹	QL77JC4	821M ¹	L77JC4 ¹	8883	.030
1967-1958	V4A, V4M, V4S, VX, VXH 4-Cyl Standard Ignition	871	RJ8C	841	J8C	---	.030
1967-1958	V4A, V4M, V4S, VX, VXH V4 Standard Ignition	871	RJ8C	841	J8C	---	.030
3.3HP							
2003-1991	1-Cyl	934M ¹	QL87YC	312 ¹	L78YC	---	.030
1951-1948	Standard Ignition	871	RJ8C	841	J8C	---	.030
3HP							
1997-1989	2-Cyl	933M ¹	QL86C	306 ¹	L86C	---	.030
1974-1952	Standard Ignition	871	RJ8C	841	J8C	---	.030
2.5HP							
1988-1987		933M ¹	QL86C	306 ¹	L86C	---	.030
2.3HP							
1997-1991	1-Cyl	934M ¹	QL87YC	312 ¹	L78YC	---	.030
2HP							
1998-1991	1-Cyl	934M ¹	QL87YC	312 ¹	L78YC	---	.030
1984-1971	2R Standard Ignition	871	RJ8C	841	J8C	---	.030
1970-1966	Aquanaut Diving Unit Standard Ignition	846	CJ14	---	---	---	.030
1990-1971	Jr., Colt	871	RJ8C	841	J8C	---	.030
1970-1968	Standard Ignition	871	RJ8C	841	J8C	---	.030
1.5HP							
1970-1968	Standard Ignition	871	RJ8C	841	J8C	---	.030
1.2HP							
1990-1986	Magneto Standard Ignition	871	RJ8C	841	J8C	---	.030

¹Q-Series inductor plugs are the only BRP approved replacement plugs. Use of other types may cause engine misfire.

**MARINE ENGINES - OUTBOARD**MOTEURS DE BATEAUX-HORS-BORD
MOTORES MARINOS-FUERA BORDA

Year	Model/Engine	Copper Plus®		Alternate Plug		Power Sport™	Gap
		Stk #	Plug Type	Stk #	Plug Type		
EVINRUDE (cont)							
1.1HP							
1947-1946	Standard Ignition	537	RH12	512	H12	---	.030
1HP							
1970-1968	1R 1-Cyl Standard Ignition	871	RJ8C	841	J8C	---	.030
EXPLORER							
15.0HP							
1984-1981		63	RJ14YC	---	---	---	.030
9.9HP							
1984-1981		63	RJ14YC	---	---	---	.030
7.5HP							
1984-1981		63	RJ14YC	---	---	---	.030
5.0HP							
1984-1981		63	RJ14YC	---	---	---	.030
3.5HP							
1984-1981		63	RJ14YC	---	---	---	.030
FEDERAL							
7HP							
1972-1971		63	RJ14YC	---	---	---	.035
5HP							
1972-1971		63	RJ14YC	---	---	---	.035
3.5HP							
1972-1971		63	RJ14YC	---	---	---	.035
FIAT NAUTICA							
24HP							
		933M	QL86C	306	L86C	---	.035
14HP							
		933M	QL86C	306	L86C	---	.035
12HP							
		933M	QL86C	306	L86C	---	.035
8HP							
		933M	QL86C	306	L86C	---	.035
6HP							
		933M	QL86C	306	L86C	---	.035
3.5HP							
		933M	QL86C	306	L86C	---	.035
FIRESTONE							
1966	Featherweight 5	592M	RJ12C	511	J11C	---	.030
30HP							
1962-1960		537	RH12	512	H12	---	.030
25HP							
1962-1960		537	RH12	512	H12	---	.030
12HP							
1962-1960		537	RH12	512	H12	---	.030
8HP							
1962-1960		537	RH12	512	H12	---	.030
7.5HP							
1962-1960		537	RH12	512	H12	---	.030
2HP							
1962-1960		537	RH12	512	H12	---	.030
FISHER-PIERCE							
	Bearcat 55	592M	RJ12C	511	J11C	---	.025
	Bearcat 85	104	RN4C	803	N4C	---	.025
FLYING-O (EXPLORER)							
15HP							
1974-1973		63	RJ14YC	---	---	---	.035
9.9HP							
1974-1973		63	RJ14YC	---	---	---	.035



Year	Model/Engine	Copper Plus®		Alternate Plug		Power Sport™	Gap
		Stk #	Plug Type	Stk #	Plug Type		
FLYING-O (EXPLORER) (cont)							
7.5HP							
1975-1973		63	RJ14YC	---	---	---	.035
7HP							
1972-1970		63	RJ14YC	---	---	---	.035
1969-1968		592M	RJ12C	511	J11C	---	.035
5.5HP							
1975		63	RJ14YC	---	---	---	.035
5HP							
1974-1970		63	RJ14YC	---	---	---	.035
1969-1968		592M	RJ12C	511	J11C	---	.035
3.5HP							
1969-1968		592M	RJ12C	511	J11C	---	.035
FORCE (U.S. MARINE)							
150HP							
1991-1989	Prestolite Ignition	824	UL18V	---	---	---	---
1994-1991	Thunderbolt Ignition	898M	QL76V	827M	L76V	---	---
125HP							
1989-1983		824	UL18V	---	---	---	---
120HP							
1991-1990	Prestolite Ignition	824	UL18V	---	---	---	---
1999-1991	Thunderbolt Ignition	898M	QL76V	827M	L76V	---	---
90HP							
1991-1990	Prestolite Ignition	824	UL18V	---	---	---	---
1999-1991	Thunderbolt Ignition	898M	QL76V	827M	L76V	---	---
85HP							
1989-1983		824	UL18V	---	---	---	---
75HP							
1999-1996		898M	QL76V	827M	L76V	---	---
70HP							
1995-1991		898M	QL76V	827M	L76V	---	---
60HP							
1985		898M	QL76V	827M	L76V	---	---
50HP							
1987-1984		835	UL81C	---	---	---	.030
1991-1988	Prestolite Ignition	824	UL18V	---	---	---	---
1999-1991	Thunderbolt Ignition	898M	QL76V	827M	L76V	---	---
40HP							
1999-1992		898M	QL76V	827M	L76V	---	---
35HP							
1991-1986		931M	QL82C	811M	L82C	---	.040
25HP							
1999-1996		814	RL82YC	328	L82YC	8814	.035
15HP							
1999-1994		814	RL82YC	328	L82YC	8814	.035
1993-1984		814	RL82YC	328	L82YC	8814	.030
9.9HP							
1999-1994		934M	QL87YC	312	L78YC	---	.035
1993-1984		934M	QL87YC	312	L78YC	---	.030
7.5HP							
1985		933M	QL86C	306	L86C	---	.030
5HP							
1999-1994		934M	QL87YC	312	L78YC	---	.035
1993-1988		934M	QL87YC	312	L78YC	---	.030
4HP							
1987-1984		933M	QL86C	306	L86C	---	.030
3HP							
1994-1990		934M	QL87YC	312	L78YC	---	.040

**MARINE ENGINES - OUTBOARD**MOTEURS DE BATEAUX-HORS-BORD
MOTORES MARINOS-FUERA BORDA

Year	Model/Engine	Copper Plus®		Alternate Plug		Power Sport™	Gap
		Stk #	Plug Type	Stk #	Plug Type		
FOREMOST							
9.2HP							
		592M	RJ12C	511	J11C	---	.030
6HP							
		537	RH12	512	H12	---	.030
3.5HP							
		537	RH12	512	H12	---	.030
FURY							
5HP							
1961		592M	RJ12C	511	J11C	---	.035
3HP							
1961		592M	RJ12C	511	J11C	---	.035
GALE							
60HP							
	Buccaneer, Sovereign	592M	RJ12C	511	J11C	---	.030
40HP							
	Buccaneer, Sovereign	592M	RJ12C	511	J11C	---	.030
35HP							
	Buccaneer, Sovereign	592M	RJ12C	511	J11C	---	.030
25HP							
	Buccaneer	592M	RJ12C	511	J11C	---	.030
15HP							
	Buccaneer	592M	RJ12C	511	J11C	---	.030
12HP							
	Buccaneer	592M	RJ12C	511	J11C	---	.030
5.5HP							
	Buccaneer	592M	RJ12C	511	J11C	---	.030
5HP							
	Buccaneer	592M	RJ12C	511	J11C	---	.030
3HP							
	Buccaneer	592M	RJ12C	511	J11C	---	.030
GAMBLES (HIAWATHA)							
7HP							
1970-1969		63	RJ14YC	---	---	---	.035
5HP							
1970		63	RJ14YC	---	---	---	.035
1969		592M	RJ12C	511	J11C	---	.035
3.5HP							
1970		63	RJ14YC	---	---	---	.035
1969		592M	RJ12C	511	J11C	---	.035
GOLDEN JET							
	See ESKA						
GRANTS (SEACRUISER)							
15HP							
1974-1971		63	RJ14YC	---	---	---	.035
14HP							
1974-1971		63	RJ14YC	---	---	---	.035
9.9HP							
1974-1971		63	RJ14YC	---	---	---	.035
7.5HP							
1974-1971		63	RJ14YC	---	---	---	.035
7HP							
1974-1971		63	RJ14YC	---	---	---	.035
5HP							
1974-1971		63	RJ14YC	---	---	---	.035
3.5HP							
1974-1971		63	RJ14YC	---	---	---	.035



Year	Model/Engine	Copper Plus®		Alternate Plug		Power Sport™	Gap
		Stk #	Plug Type	Stk #	Plug Type		
HANSON MARINE ENGINES							
85HP							
	Montana Troller	71	RC12YC	---	---	8071	.035
HOMELITE							
See FISHER-PIERCE							
HONDA							
225HP							
2004-2002	SOHC, 4-Stroke	434	RC9MC4	---	---	8344	.032
200HP							
2004-2002	SOHC, 4-Stroke	434	RC9MC4	---	---	8344	.032
150HP							
	OHC, 4-Stroke	434	RC9MC4	---	---	8344	.030
135HP							
	OHC, 4-Stroke	434	RC9MC4	---	---	8344	.030
130HP							
	OHC, 4-Stroke	434	RC9MC4	---	---	8344	.030
115HP							
	OHC, 4-Stroke	434	RC9MC4	---	---	8344	.030
90HP							
	OHC, 4-Stroke	810	RA8HC	---	---	8812-1	.028
75HP							
	OHC, 4-Stroke	810	RA8HC	---	---	8812-1	.028
50HP							
	OHC, 4-Stroke	810	RA8HC	---	---	8812-1	.028
45HP							
	OHC, 4-Stroke	810	RA8HC	---	---	8812-1	.025
40HP							
	OHC, 4-Stroke	810	RA8HC	---	---	8812-1	.028
35HP							
	OHC, 4-Stroke	810	RA8HC	---	---	8812-1	.028
30HP							
	OHC, 4-Stroke	810	RA8HC	---	---	8812-1	.028
25HP							
	OHC, 4-Stroke	810	RA8HC	---	---	8812-1	.028
20HP							
	OHC, 4-Stroke	809	RA6HC	---	---	8809	.028
15HP							
	OHC, 4-Stroke	888	P8Y	---	---	---	.025
9.9HP							
	BF100	910	P10Y	---	---	---	.025
	OHC, 4-Stroke	910	P10Y	---	---	---	.025
8.0HP							
	OHC, 4-Stroke	910	P10Y	---	---	---	.025
7.5HP							
	B75	910	P10Y	---	---	---	.025
	BF75	910	P10Y	---	---	---	.025
5HP							
	OHV, 4-Stroke	322	RN11YC4	---	---	---	.025
2HP							
	BF20F	846	CJ14	---	---	---	.025
	BF2A	846	CJ14	---	---	---	.025
	BF2D	846	CJ14	---	---	---	.025
	OHV, 4-Stroke	808	Z9Y	---	---	---	.025
J.C. PENNEY							
15HP							
1977-1975		63	RJ14YC	---	---	---	.030
9.9HP							
1979-1975		63	RJ14YC	---	---	---	.030
7.5HP							
1979-1975		63	RJ14YC	---	---	---	.030

**MARINE ENGINES - OUTBOARD**MOTEURS DE BATEAUX-HORS-BORD
MOTORES MARINOS-FUERA BORDA

Year	Model/Engine	Copper Plus®		Alternate Plug		Power Sport™	Gap
		Stk #	Plug Type	Stk #	Plug Type		
J.C. PENNEY (cont)							
5.5HP							
1978-1975		63	RJ14YC	---	---	---	.030
5.0HP							
1979		63	RJ14YC	---	---	---	.030
3.5HP							
1979-1978		63	RJ14YC	---	---	---	.030
3.0HP							
1980-1974		63	RJ14YC	---	---	---	.030
JOHNSON							
1966-1952	AD Standard Ignition	871	RJ8C	841	J8C	---	.030
	Air Buoy Diving Unit Standard Ignition	846	CJ14	---	---	---	.025
1968-1954	CD Standard Ignition	871	RJ8C	841	J8C	---	.030
1968-1956	FD, FDE Standard Ignition	871	RJ8C	841	J8C	---	.030
1968-1954	JH Standard Ignition	871	RJ8C	841	J8C	---	.030
1968-1967	JHF Standard Ignition	871	RJ8C	841	J8C	---	.030
1968-1952	JW Standard Ignition	871	RJ8C	841	J8C	---	.030
1968-1967	JWF Standard Ignition	871	RJ8C	841	J8C	---	.030
1968-1965	LD Standard Ignition	871	RJ8C	841	J8C	---	.030
1968-1964	MQ Standard Ignition	871	RJ8C	841	J8C	---	.030
1966-1952	QD Standard Ignition	871	RJ8C	841	J8C	---	.030
1968-1951	RD, RDE, RDS, RJE, RK Standard Ignition	871	RJ8C	841	J8C	---	.030
1968-1962	RX Standard Ignition	871	RJ8C	841	J8C	---	.030
1968-1965	RXE Standard Ignition	871	RJ8C	841	J8C	---	.030
1968	SC Standard Ignition	871	RJ8C	841	J8C	---	.030
1950-1939	Standard Ignition 18mm Heads	509	D9	---	---	---	.030
1966-1952	TN Standard Ignition	871	RJ8C	841	J8C	---	.030
1966-1952	V4H, V4ML Standard Ignition	871	RJ8C	841	J8C	---	.030
300HP							
1997-1985	V8	938M ¹	QL78YC	936M ¹	L78YC	---	.030
275HP							
1988-1985		932M ¹	QL82YC	328 ¹	L82YC ¹	8814	.030
250HP							
2001-1999	LV6 6-Cyl	876M ¹	QL16V	---	---	---	---
1997-1985	V8	938M ¹	QL78YC	936M ¹	L78YC	---	.030
235HP							
1985-1978		876M ¹	QL16V	---	---	---	---
225HP							
2004	LV6 D.I. 6-Cyl	956M ¹	QC12PEP	---	---	---	.030
1993-1986	V6	828M ¹	QL77JC4	821M ¹	L77JC4 ¹	8883	.030
2003-1994	Venom LV6 6-Cyl	938M ¹	QL78YC	936M ¹	L78YC	---	.030
200HP							
1983-1976		876M ¹	QL16V	---	---	---	---
1998-1993	COM.	938M ¹	QL78YC	936M ¹	L78YC	---	.030
1992	COM.	876M ¹	QL16V	---	---	---	---
2004	LV6, D.I. 6-Cyl	956M ¹	QC12PEP	---	---	---	.030
1993-1986	V6	828M ¹	QL77JC4	821M ¹	L77JC4 ¹	8883	.030
2003-1994	Venom LV6 6-Cyl	938M ¹	QL78YC	936M ¹	L78YC	---	.030
185HP							
1987-1977		831M ¹	UL77V	---	---	---	---
1993-1990	COM.	828M ¹	QL77JC4	821M ¹	L77JC4 ¹	8883	.030
175HP							
1987-1977		876M ¹	QL16V	---	---	---	---
1991-1988	CV6 6-Cyl	828M ¹	QL77JC4	821M ¹	L77JC4 ¹	8883	.030
2004-1991	Fast Strike LV6 6-Cyl	938M ¹	QL78YC	936M ¹	L78YC	---	.030
155HP							
1987-1978	CV6 6-Cyl	876M ¹	QL16V	---	---	---	---
1992-1989	CV6 6-Cyl COM.	876M ¹	QL16V	---	---	---	---
150HP							
1991-1988	CV6 6-Cyl	828M ¹	QL77JC4	821M ¹	L77JC4 ¹	8883	.030
1987-1978	CV6 6-Cyl	876M ¹	QL16V	---	---	---	---

¹Q-Series inductor plugs are the only BRP approved replacement plugs. Use of other types may cause engine misfire.



Year	Model/Engine	Copper Plus®		Alternate Plug		Power Sport™	Gap
		Stk #	Plug Type	Stk #	Plug Type		
JOHNSON (cont)							
150HP							
2004-1991	Fast Strike LV6 6-Cyl	938M ¹	QL78YC	936M ¹	L78YC	---	.030
1998-1993	LV6 6-Cyl COM.	938M ¹	QL78YC	936M ¹	L78YC	---	.030
1998-1997	LV6 6-Cyl F.F.I. Heads w/o Pins	---	---	7712 ¹	QC12PEP	---	.030
1998-1997	LV6 6-Cyl F.F.I. Heads w/Pins	955M ¹	XC12PEPB	---	---	---	.030
140HP							
1984-1973		876M ¹	QL16V	---	---	---	---
2004-2003	DOHC 4-Cyl 4-Stroke	344	RC9YC		---	8344	.030
2003-1985	LV4 4-Cyl	938M ¹	QL78YC	936M ¹	L78YC	---	.030
135HP							
1984-1973		876M ¹	QL16V	---	---	---	---
130HP							
2003-1985	LV4 4-Cyl	938M ¹	QL78YC	936M ¹	L78YC	---	.030
125HP							
1972-1971		828M ¹	QL77JC4	821M ¹	L77JC4 ¹	8883	.030
120HP							
2004-1985	LV4 4-Cyl	938M ¹	QL78YC	936M ¹	L78YC	---	.030
115HP							
1993-1986		828M ¹	QL77JC4	821M ¹	L77JC4 ¹	8883	.030
1985		831M ¹	UL77V	---	---	---	---
1979-1973		828M ¹	QL77JC4	821M ¹	L77JC4 ¹	8883	.030
1970-1969		828M ¹	QL77JC4	821M ¹	L77JC4 ¹	8883	.030
1998-1994	4-Cyl	931M ¹	QL82C	811M ¹	L82C	---	.030
1984-1975	COM.	828M ¹	QL77JC4	821M ¹	L77JC4 ¹	8883	.030
1998-1979	CV4 4-Cyl	931M ¹	QL82C	811M ¹	L82C	---	.030
2004-2003	DOHC 4-Cyl 4-Stroke	344	RC9YC		---	8344	.030
2004-1995	Fast Strike LV4 4-Cyl	938M ¹	QL78YC	936M ¹	L78YC	---	.030
1999-1998	LV4 4-Cyl F.F.I. Heads w/o Pins	---	---	7712 ¹	QC12PEP	---	.030
1999-1998	LV4 4-Cyl F.F.I. Heads w/Pins	955M ¹	XC12PEPB	---	---	---	.030
112HP							
1997-1979	CV4 4-Cyl	931M ¹	QL82C	811M ¹	L82C	---	.030
110HP							
1997-1979	CV4 4-Cyl	931M ¹	QL82C	811M ¹	L82C	---	.030
105HP							
2003-1993	Jet LV6 6-Cyl	938M ¹	QL78YC	936M ¹	L78YC	---	.030
2003-1997	LV4 4-Cyl COM.	938M ¹	QL78YC	936M ¹	L78YC	---	.030
100HP							
1972-1967		828M ¹	QL77JC4	821M ¹	L77JC4 ¹	8883	.030
2001-1984	COM.	876M ¹	QL16V	---	---	---	---
1966	Standard Ignition	871	RJ8C	841	J8C	---	.030
1980-1979	V4	828M ¹	QL77JC4	821M ¹	L77JC4 ¹	8883	.030
90HP							
1997-1994	4-Cyl	931M ¹	QL82C	811M ¹	L82C	---	.030
1998-1979	CV4 4-Cyl	931M ¹	QL82C	811M ¹	L82C	---	.030
2004-2003	DOHC 4-Cyl 4-Stroke	344	RC9YC		---	8344	.030
1998	LV4 4-Cyl F.F.I. Heads w/o Pins	---	---	7712 ¹	QC12PEP	---	.030
1998	LV4 4-Cyl F.F.I. Heads w/Pins	955M ¹	XC12PEPB	---	---	---	.030
1965-1964	Standard Ignition	871	RJ8C	841	J8C	---	.030
88HP							
1997-1979	CV4 4-Cyl	931M ¹	QL82C	811M ¹	L82C	---	.030
85HP							
1993-1986		828M ¹	QL77JC4	821M ¹	L77JC4 ¹	8883	.030
1980-1968		828M ¹	QL77JC4	821M ¹	L77JC4 ¹	8883	.030
1995-1994	Backtroller V4	931M ¹	QL82C	811M ¹	L82C	---	.030
80HP							
1967-1966		871	RJ8C	841	J8C	---	.030
2001-1979	Jet CV4 4-Cyl	931M ¹	QL82C	811M ¹	L82C	---	.030
1967-1966	Standard Ignition	871	RJ8C	841	J8C	---	.030
75HP							
1989-1975	49 CID 3-Cyl	828M ¹	QL77JC4	821M ¹	L77JC4 ¹	8883	.030

¹Q-Series inductor plugs are the only BRP approved replacement plugs. Use of other types may cause engine misfire.

**MARINE ENGINES - OUTBOARD**MOTEURS DE BATEAUX-HORS-BORD
MOTORES MARINOS-FUERA BORDA

Year	Model/Engine	Copper Plus®		Alternate Plug		Power Sport™	Gap
		Stk #	Plug Type	Stk #	Plug Type		
JOHNSON (cont)							
75HP							
1965-1960	V4 Standard Ignition	871	RJ8C	841	J8C	---	.030
70HP							
1989-1988	49 CID 3-Cyl	828M ¹	QL77JC4	821M ¹	L77JC4 ¹	8883	.030
1986-1975	49 CID 3-Cyl	828M ¹	QL77JC4	821M ¹	L77JC4 ¹	8883	.030
2001-1994	56 CID 3-Cyl	938M ¹	QL78YC	936M ¹	L78YC	---	.030
1993-1989	56 CID 3-Cyl	828M ¹	QL77JC4	821M ¹	L77JC4 ¹	8883	.030
2004-2002	SOHC 4-Cyl 4-Stroke	415	RN9YC	300	N9YC	8415	.030
65HP							
1973-1972	3-Cyl	828M ¹	QL77JC4	821M ¹	L77JC4 ¹	8883	.030
1995-1994	3-Cyl COM. COM.	938M ¹	QL78YC	936M ¹	L78YC	---	.030
2003-1988	HC LC COM.	876M ¹	QL16V	---	---	---	---
1987-1984	HC LC COM.	828M ¹	QL77JC4	821M ¹	L77JC4 ¹	8883	.030
1997-1992	Jet CV4 4-Cyl	931M ¹	QL82C	811M ¹	L82C	---	.030
1968	V4	828M ¹	QL77JC4	821M ¹	L77JC4 ¹	8883	.030
60HP							
1985-1980	2-Cyl	828M ¹	QL77JC4	821M ¹	L77JC4 ¹	8883	.030
1971-1970	3-Cyl	828M ¹	QL77JC4	821M ¹	L77JC4 ¹	8883	.030
1989-1975	49 CID 3-Cyl	828M ¹	QL77JC4	821M ¹	L77JC4 ¹	8883	.030
1998-1994	56 CID 3-Cyl	938M ¹	QL78YC	936M ¹	L78YC	---	.030
1993-1989	56 CID 3-Cyl	828M ¹	QL77JC4	821M ¹	L77JC4 ¹	8883	.030
2004-2002	SOHC 4-Cyl 4-Stroke	810	RA8HC	---	---	8812-1	.030
1967-1964	V4 Standard Ignition	871	RJ8C	841	J8C	---	.030
55HP							
1989-1976	2-Cyl	828M ¹	QL77JC4	821M ¹	L77JC4 ¹	8883	.030
1995-1994	2-Cyl COM. COM.	938M ¹	QL78YC	936M ¹	L78YC	---	.030
1969-1968	3-Cyl	828M ¹	QL77JC4	821M ¹	L77JC4 ¹	8883	.030
2003-1986	COM.	876M ¹	QL16V	---	---	---	---
50HP							
1975-1971		828M ¹	QL77JC4	821M ¹	L77JC4 ¹	8883	.030
1988-1980	2-Cyl	828M ¹	QL77JC4	821M ¹	L77JC4 ¹	8883	.030
2004-1989	2-Cyl 2-Stroke	938M ¹	QL78YC	936M ¹	L78YC	---	.030
1998-1995	3-Cyl	938M ¹	QL78YC	936M ¹	L78YC	---	.030
2004-2002	DOHC 4-Stroke	810	RA8HC	---	---	8812-1	.030
2004-1993	Jet 2-Cyl	938M ¹	QL78YC	936M ¹	L78YC	---	.030
1959-1958	Standard Ignition	871	RJ8C	841	J8C	---	.030
48HP							
1997-1989	2-Cyl	938M ¹	QL78YC	936M ¹	L78YC	---	.030
1988-1980	2-Cyl	828M ¹	QL77JC4	821M ¹	L77JC4 ¹	8883	.030
1997-1994	SPL	938M ¹	QL78YC	936M ¹	L78YC	---	.030
45HP							
2001-1986	COM.	876M ¹	QL16V	---	---	---	---
40HP							
1976-1974		835 ¹	UL81C	---	---	---	.030
2002-1989	2-Cyl	938M ¹	QL78YC	936M ¹	L78YC	---	.030
1988-1980	2-Cyl	828M ¹	QL77JC4	821M ¹	L77JC4 ¹	8883	.030
1976-1974	40E, 40EL Standard Ignition	828M ¹	QL77JC4	821M ¹	L77JC4 ¹	8883	.030
1973-1969	40E, 40EL Standard Ignition	871	RJ8C	841	J8C	---	.030
1967-1965	40ES Standard Ignition	871	RJ8C	841	J8C	---	.030
1976-1974	40R, 40RL Standard Ignition	828M ¹	QL77JC4	821M ¹	L77JC4 ¹	8883	.030
1973-1969	40R, 40RL Standard Ignition	871	RJ8C	841	J8C	---	.030
1990-1981	43 CID COM.	835 ¹	UL81C	---	---	---	.030
2003-1984	45 CID COM.	876M ¹	QL16V	---	---	---	---
2004-2002	DOHC 4-Stroke	810	RA8HC	---	---	8812-1	.030
2003-1992	Jet	938M ¹	QL78YC	936M ¹	L78YC	---	.030
2001-1999	Jet 3-Cyl	938M ¹	QL78YC	936M ¹	L78YC	---	.030
1973-1960	Standard Ignition	871	RJ8C	841	J8C	---	.030
35HP							
1976		835 ¹	UL81C	---	---	---	.030
1997-1977	2-Cyl	828M ¹	QL77JC4	821M ¹	L77JC4 ¹	8883	.030

¹Q-Series inductor plugs are the only BRP approved replacement plugs. Use of other types may cause engine misfire.



Year	Model/Engine	Copper Plus®		Alternate Plug		Power Sport™	Gap
		Stk #	Plug Type	Stk #	Plug Type		
JOHNSON (cont)							
35HP							
2001-1995	3-Cyl	933M ¹	QL86C	306 ¹	L86C	---	.030
2004-1993	Jet 2-Cyl	938M ¹	QL78YC	936M ¹	L78YC	---	.030
1959-1957	Standard Ignition	871	RJ8C	841	J8C	---	.030
33HP							
1967-1965	33E, 33R Standard Ignition	871	RJ8C	841	J8C	---	.030
30HP							
2002-1978	2-Cyl	931M ¹	QL82C	811M ¹	L82C	---	.030
2001-1999	Jet 2-Cyl	938M ¹	QL78YC	936M ¹	L78YC	---	.030
2004-2001	SOHC 3-Cyl 4-Stroke	810	RA8HC	---	---	8812-1	.030
1971-1956	Standard Ignition	871	RJ8C	841	J8C	---	.030
28HP							
1997-1978		931M ¹	QL82C	811M ¹	L82C	---	.030
2003-1992	Jet	938M ¹	QL78YC	936M ¹	L78YC	---	.030
1964-1962	Standard Ignition	871	RJ8C	841	J8C	---	.030
25HP							
2004-1977	2-Cyl	931M ¹	QL82C	811M ¹	L82C	---	.030
2007-2005	25E, 25EL 2-Cyl 4-Stroke	71	RC12YC	---	---	8071	.030
1976-1972	25E, 25EL Standard Ignition	871	RJ8C	841	J8C	---	.030
2007-2005	25R 2-Cyl 4-Stroke	71	RC12YC	---	---	8071	.030
1976-1969	25R Standard Ignition	871	RJ8C	841	J8C	---	.030
2007-2005	25RL 2-Cyl 4-Stroke	71	RC12YC	---	---	8071	.030
1976-1971	25RL Standard Ignition	871	RJ8C	841	J8C	---	.030
2001-1995	3-Cyl	933M ¹	QL86C	306 ¹	L86C	---	.030
2004-1981	COM.	876M ¹	QL16V	---	---	---	---
1998-1995	Jet	931M ¹	QL82C	811M ¹	L82C	---	.030
2004	SOHC 3-Cyl 4-Stroke	810	RA8HC	---	---	8812-1	.030
1976-1969	Standard Ignition	871	RJ8C	841	J8C	---	.030
1955-1952	Standard Ignition	871	RJ8C	841	J8C	---	.030
20HP							
1993-1978		931M ¹	QL82C	811M ¹	L82C	---	.030
1998-1978	2-Cyl	931M ¹	QL82C	811M ¹	L82C	---	.030
1973-1969	20R Standard Ignition	871	RJ8C	841	J8C	---	.030
1973-1971	20RL Standard Ignition	871	RJ8C	841	J8C	---	.030
2001-1999	Jet 2-Cyl	931M ¹	QL82C	811M ¹	L82C	---	.030
1973-1966	Standard Ignition	871	RJ8C	841	J8C	---	.030
18HP							
1973-1957		871	RJ8C	841	J8C	---	.030
1998-1995	Jet	931M ¹	QL82C	811M ¹	L82C	---	.030
1973-1950	Standard Ignition	871	RJ8C	841	J8C	---	.030
15HP							
2001-1994		931M ¹	QL82C	811M ¹	L82C	---	.030
1992-1977		828M ¹	QL77JC4	821M ¹	L77JC4 ¹	8883	.030
1976-1974		835 ¹	UL81C	---	---	---	.030
2007-2005	15E, 15R 2-Cyl 4-Stroke	71	RC12YC	---	---	8071	.030
2001-1994	COM.	931M ¹	QL82C	811M ¹	L82C	---	.030
1993	COM.	931M ¹	QL82C	811M ¹	L82C ¹	8883	.030
1992	COM.	828M ¹	QL77JC4	821M ¹	L77JC4 ¹	8883	.030
1998-1995	Kero	831M ¹	UL77V	---	---	---	---
2004-1995	OHC 4-Stroke	810	RA8HC	---	---	8812-1	.030
1972-1950	Standard Ignition	871	RJ8C	841	J8C	---	.030
14HP							
1989-1988		828M ¹	QL77JC4	821M ¹	L77JC4 ¹	8883	.030
1991-1981	COM.	828M ¹	QL77JC4	821M ¹	L77JC4 ¹	8883	.030
1972-1950	Standard Ignition	871	RJ8C	841	J8C	---	.030
10HP							
1976-1975	10E, 10EL, 10R, 10RL Standard Ignition	828M ¹	QL77JC4	821M ¹	L77JC4 ¹	8883	.030
2003-1994	COM.	931M ¹	QL82C	811M ¹	L82C	---	.030
1993	COM.	931M ¹	QL82C	811M ¹	L82C ¹	8883	.030
1992	COM.	828M ¹	QL77JC4	821M ¹	L77JC4 ¹	8883	.030
1963-1952	Standard Ignition	871	RJ8C	841	J8C	---	.030

¹Q-Series inductor plugs are the only BRP approved replacement plugs. Use of other types may cause engine misfire.

**MARINE ENGINES - OUTBOARD**MOTEURS DE BATEAUX-HORS-BORD
MOTORES MARINOS-FUERA BORDA

Year	Model/Engine	Copper Plus®		Alternate Plug		Power Sport™	Gap
		Stk #	Plug Type	Stk #	Plug Type		
JOHNSON (cont)							
9.9HP							
2001-1977		931M ¹	QL82C	811M ¹	L82C	---	.030
1976-1974		835 ¹	UL81C	---	---	---	.030
2004-2002	10EL, 10R 302CC 2-Cyl 4-Stroke	71	RC12YC	---	---	8071	.030
1998-1995	211CC 4-Stroke	959M	RP10HC	---	---	---	.030
2004-2002	OHC 302CC 4-Stroke	810	RA8HC	---	---	8812-1	.030
2003-1995	OHC 305CC 4-Stroke	810	RA8HC	---	---	8812-1	.030
2004-2002	SOHC 2-Cyl 4-Stroke	810	RA8HC	---	---	8812-1	.035
9.7HP							
1949-1942	Standard Ignition	541	RD16	516	D16	---	.030
9.5HP							
1973-1964	Standard Ignition	871	RJ8C	841	J8C	---	.030
9HP							
1974	9E, 9EL, 9R, 9RL Standard Ignition	828M ¹	QL77JC4	821M ¹	L77JC4 ¹	8883	.030
8HP							
1983	2-Stroke	933M ¹	QL86C	306 ¹	L86C	---	.030
1998-1996	4-Stroke	959M	RP10HC	---	---	---	.027
2001-1977	COM.	933M ¹	QL86C	306 ¹	L86C	---	.030
2004-2002	OHC 211CC 4-Stroke	959M	RP10HC	---	---	---	.027
7.5HP							
1997-1977		933M ¹	QL86C	306 ¹	L86C	---	.030
1958-1952	Standard Ignition	871	RJ8C	841	J8C	---	.030
6.5HP							
1993-1981	COM.	828M ¹	QL77JC4	821M ¹	L77JC4 ¹	8883	.030
6HP							
2004-1984	2-Stroke	933M ¹	QL86C	306 ¹	L86C	---	.030
1982-1977	2-Stroke	933M ¹	QL86C	306 ¹	L86C	---	.030
1976-1971	6R, 6RL Standard Ignition	871	RJ8C	841	J8C	---	.030
2004-1997	OHC 128CC 4-Stroke	959M	RP10HC	---	---	---	.027
1976-1965	Standard Ignition	871	RJ8C	841	J8C	---	.030
5.5HP							
1964-1954	Standard Ignition	871	RJ8C	841	J8C	---	.030
5.2HP							
1974-1952	Standard Ignition	871	RJ8C	841	J8C	---	.030
5HP							
1997-1990		933M ¹	QL86C	306 ¹	L86C	---	.030
2001-1998	1-Cyl	828M ¹	QL77JC4	821M ¹	L77JC4 ¹	8883	.030
2003-1997	OHC 128CC 4-Stroke	959M	RP10HC	---	---	---	.027
1974-1952	Standard Ignition	871	RJ8C	841	J8C	---	.030
4.5HP							
1985-1980		933M ¹	QL86C	306 ¹	L86C	---	.030
4HP							
1988		828M ¹	QL77JC4	821M ¹	L77JC4 ¹	8883	.030
1987-1986		933M ¹	QL86C	306 ¹	L86C	---	.030
1985		828M ¹	QL77JC4	821M ¹	L77JC4 ¹	8883	.030
1984-1977		933M ¹	QL86C	306 ¹	L86C	---	.030
1976-1969		871	RJ8C	841	J8C	---	.030
2003-1989	2-Cyl	933M ¹	QL86C	306 ¹	L86C	---	.030
1976-1969	4R, 4W Standard Ignition	871	RJ8C	841	J8C	---	.030
1988-1987	Excel	828M ¹	QL77JC4	821M ¹	L77JC4 ¹	8883	.030
1984-1981	Standard Ignition	828M ¹	QL77JC4	821M ¹	L77JC4 ¹	8883	.030
1974-1952	Standard Ignition	871	RJ8C	841	J8C	---	.030
1988-1987	Ultra	828M ¹	QL77JC4	821M ¹	L77JC4 ¹	8883	.030
1967-1958	V4 Standard Ignition	871	RJ8C	841	J8C	---	.030
1967-1958	V4, V4A, V4M, V4S Standard Ignition	871	RJ8C	841	J8C	---	.030
1967-1958	VX, VXH Standard Ignition	871	RJ8C	841	J8C	---	.030
3.6HP							
1986-1985		828M ¹	QL77JC4	821M ¹	L77JC4 ¹	8883	.030
3.5HP							
2004-2001	1-Cyl	934M ¹	QL87YC	312 ¹	L78YC	---	.030

¹Q-Series inductor plugs are the only BRP approved replacement plugs. Use of other types may cause engine misfire.



Year	Model/Engine	Copper Plus®		Alternate Plug		Power Sport™	Gap
		Stk #	Plug Type	Stk #	Plug Type		
JOHNSON (cont)							
3.3HP							
2003-1991	1-Cyl	934M ¹	QL87YC	312 ¹	L78YC	---	.030
1951-1948	Standard Ignition	871	RJ8C	841	J8C	---	.030
3HP							
1997-1989	2-Cyl	933M ¹	QL86C	306 ¹	L86C	---	.030
1974-1952	Standard Ignition	871	RJ8C	841	J8C	---	.030
2.5HP							
1988-1987		933M ¹	QL86C	306 ¹	L86C	---	.030
2.3HP							
1997-1991	1-Cyl	934M ¹	QL87YC	312 ¹	L78YC	---	.030
2HP							
2001-1991	1-Cyl	934M ¹	QL87YC	312 ¹	L78YC	---	.030
1984-1971	2R Standard Ignition	871	RJ8C	841	J8C	---	.030
1970-1966	Aquanaut Diving Unit Standard Ignition	846	CJ14	---	---	---	.030
1990-1971	Colt	871	RJ8C	841	J8C	---	.030
1990-1971	Jr.	871	RJ8C	841	J8C	---	.030
1970-1968	Standard Ignition	871	RJ8C	841	J8C	---	.030
1.5HP							
1970-1968	Standard Ignition	871	RJ8C	841	J8C	---	.030
1.2HP							
1990-1986	Magneto Standard Ignition	871	RJ8C	841	J8C	---	.030
1.1HP							
1947-1946	Standard Ignition	537	RH12	512	H12	---	.030
1HP							
1970-1968	1R Standard Ignition	871	RJ8C	841	J8C	---	.030
K & P							
See MINI MOTOR (MINI MOTOR (K & P))							
K-MART							
7HP							
1971-1970		63	RJ14YC	---	---	---	.035
5HP							
1971-1970		63	RJ14YC	---	---	---	.035
3.5HP							
1970		63	RJ14YC	---	---	---	.035
MARINER							
300HP							
1998-1997	2.5L V6 Drag EFI Drag EFI	898M	QL76V	827M	L76V	---	---
1998-1997	Super Magnum 3.0L V6 EFI	941M	QL77CC	---	---	---	.035
275HP							
1994-1991	3.4L V6	886M ²	QL6VC	885M ²	L6VC	---	---
265HP							
1997	2.5L V6 EFI EFI	886M ²	QL6VC	885M ²	L6VC	---	---
260HP							
1998-1995	2.5L V6 EFI EFI	886M ²	QL6VC	885M ²	L6VC	---	---
250HP							
2004-1997	3.0L V6 EFI EFI	941M	QL77CC	---	---	---	.035
1990-1989	3.4L V6	886M ²	QL6VC	885M ²	L6VC	---	---
245HP							
1995	2.5L V6 Carb.	886M ²	QL6VC	885M ²	L6VC	---	---
225HP							
2004-1995	3.0L V6 EFI/Carb. EFI/Carb.	941M	QL77CC	---	---	---	.035
2001-1994	Marathon V6	941M	QL77CC	---	---	---	.035
2004-1998	OptiMax V6 DFI	950M	QC12GMC	---	---	---	.040
1999-1997	Super Magnum V6 EFI	886M ²	QL6VC	885M ²	L6VC	---	---
220HP							
1988-1987	Magnum EFI	886M	QL6VC	885M	L6VC	---	---
1988-1987	V220	886M	QL6VC	885M	L6VC	---	---
200HP							
1988-1980		886M ²	QL6VC	885M ²	L6VC	---	---

¹Q-Series inductor plugs are the only BRP approved replacement plugs. Use of other types may cause engine misfire.; ²For RFI Suppression use 886/QL6VC

**MARINE ENGINES - OUTBOARD**MOTEURS DE BATEAUX-HORS-BORD
MOTORES MARINOS-FUERA BORDA

Year	Model/Engine	Copper Plus®		Alternate Plug		Power Sport™	Gap
		Stk #	Plug Type	Stk #	Plug Type		
MARINER (cont)							
200HP							
2004-2002	Magnum V6 EFI	886M	QL6VC	885M	L6VC	---	---
2001-2000	Magnum V6 EFI	886M	QL6VC	885M	L6VC	---	---
	Magnum V6 EFI	938M	QL78YC	936M	L78YC	---	.040
1999-1989	Magnum V6 EFI	886M	QL6VC	885M	L6VC	---	---
2004-1997	OptiMax V6 DFI	950M	QC12GMC	---	---	---	.040
2001-2000	Super Magnum V6 EFI	938M	QL78YC	936M	L78YC	---	.040
1999-1997	Super Magnum V6 EFI	886M ²	QL6VC	885M ²	L6VC	---	---
2004-2002	V200 6-Cyl	886M	QL6VC	885M	L6VC	---	---
2001-2000	V200 6-Cyl	886M	QL6VC	885M	L6VC	---	---
	V200 6-Cyl	938M	QL78YC	936M	L78YC	---	.040
1999-1989	V200 6-Cyl	886M	QL6VC	885M	L6VC	---	---
175HP							
2001-2000	175 SKI 6-Cyl	938M	QL78YC	936M	L78YC	---	.040
1999-1989	175 SKI 6-Cyl	886M ²	QL6VC	885M ²	L6VC	---	---
2001-2000	Magnum V6 EFI	938M	QL78YC	936M	L78YC	---	.040
1999-1989	Magnum V6 EFI	886M ²	QL6VC	885M ²	L6VC	---	---
1999-1978	V-6 6-Cyl	886M ²	QL6VC	885M ²	L6VC	---	---
1999-1978	V175 6-Cyl	886M ²	QL6VC	885M ²	L6VC	---	---
150HP							
2001-2000	II, III 6-Cyl	938M	QL78YC	936M	L78YC	---	.040
1999-1985	II, III 6-Cyl	886M ²	QL6VC	885M ²	L6VC	---	---
2001-2000	Magnum V6 EFI	938M	QL78YC	936M	L78YC	---	.040
1999-1985	Magnum V6 EFI	886M ²	QL6VC	885M ²	L6VC	---	---
2002-1997	OptiMax V6 DFI	950M	QC12GMC	---	---	---	.040
1999-1997	Super Magnum V6 EFI	886M ²	QL6VC	885M ²	L6VC	---	---
2001-2000	V-6 6-Cyl	938M	QL78YC	936M	L78YC	---	.040
1999-1979	V-6 6-Cyl	886M ²	QL6VC	885M ²	L6VC	---	---
2001-2000	V150, W150 6-Cyl	938M	QL78YC	936M	L78YC	---	.040
1999-1979	V150, W150 6-Cyl	886M ²	QL6VC	885M ²	L6VC	---	---
140HP							
1999-1995	140 Jet	886M ²	QL6VC	885M ²	L6VC	---	---
	6-Cyl	898M	QL76V	827M	L76V	---	---
135HP							
2001-2000	135 V-6 6-Cyl	938M	QL78YC	936M	L78YC	---	.040
1999-1986	135 V-6 6-Cyl	886M ²	QL6VC	885M ²	L6VC	---	---
1999-1986	Marathon 6-Cyl	886M ²	QL6VC	885M ²	L6VC	---	---
2002-1996	OptiMax V6 DFI	950M	QC12GMC	---	---	---	.040
1999-1986	W135 6-Cyl	886M ²	QL6VC	885M ²	L6VC	---	---
125HP							
2002-1994	4-Cyl	938M ³	QL78YC	936M ³	L78YC	---	.040
115HP							
2002-1989	4-Cyl 2-stroke 2-stroke	938M ³	QL78YC	936M ³	L78YC	---	.040
2004-2000	4-Cyl MFI DOHC 4-Stroke	975	REC10YC4	---	---	---	.040
	6-Cyl	898M	QL76V	827M	L76V	---	---
2004-2000	OptiMax V6 DFI	950M	QC12GMC	---	---	---	.040
105HP							
1999-1995	105 Jet	886M ²	QL6VC	885M ²	L6VC	---	---
100HP							
1999-1988	4-Cyl	938M	QL78YC	936M	L78YC	---	.040
90HP							
2001-1987	4-Cyl 2-stroke 2-stroke	838M	QL78V	833M	L78V	---	---
	6-Cyl	898M	QL76V	827M	L76V	---	---
2004-2000	DOHC 90 4-Cyl 4-Stroke 4-Stroke	975	REC10YC4	---	---	---	.044
85HP							
		838M	QL78V	833M	L78V	---	---
80HP							
2001-1995	80 Jet	938M	QL78YC	936M	L78YC	---	.040
75-80 H.P. HP							
	4-Cyl	838M	QL78V	833M	L78V	---	---

²For RFI Suppression use 886/QL6VC; ³For RFI Suppression use 938/QL78YC



Year	Model/Engine	Copper Plus®		Alternate Plug		Power Sport™	Gap
		Stk #	Plug Type	Stk #	Plug Type		
MARINER (cont)							
75HP							
2001-1987	3-Cyl 2-Stroke 2-Stroke	838M	QL78V	833M	L78V	---	---
2004-2000	DOHC 75 4-Cyl 4-Stroke 4-Stroke	975	REC10YC4	---	---	---	.044
2004-1991	Marathon 75 3-Cyl 2-Stroke 2-Stroke	838M	QL78V	833M	L78V	---	---
70HP							
2000-1987	3-Cyl	838M	QL78V	833M	L78V	---	---
65HP							
2001-1995	65 Jet	838M	QL78V	833M	L78V	---	---
60HP							
1990-1984	3-Cyl	898M	QL76V	827M	L76V	---	---
2004-1991	60	938M	QL78YC	936M	L78YC	---	.040
	60 6FO	883M	QL78C	807M	L78C	8883	.040
2004-1995	60 Big Foot 3-Cyl	938M	QL78YC	936M	L78YC	---	.040
	60E 2-Cyl S/N 000780 & Below S/N 000780 & Below	883M	QL78C	807M	L78C	8883	.024
	60E 2-Cyl S/N 000781 & Above S/N 000781 & Above	883M	QL78C	807M	L78C	8883	.040
	60EL 2-Cyl S/N 302050 & Below S/N 302050 & Below	883M	QL78C	807M	L78C	8883	.024
	60EL 2-Cyl S/N 302051 & Above S/N 302051 & Above	883M	QL78C	807M	L78C	8883	.040
2004-1995	Marathon 60 3-Cyl	938M	QL78YC	936M	L78YC	---	.040
55HP							
	55E S/N 004040 & Below	883M	QL78C	807M	L78C	8883	.024
	55E S/N 004041 & Above	883M	QL78C	807M	L78C	8883	.038
	55EL S/N 315378 & Below	883M	QL78C	807M	L78C	8883	.024
	55EL S/N 315379 & Above	883M	QL78C	807M	L78C	8883	.038
	M55 663	931M ⁸	QL82C	811M ⁸	L82C	---	.040
2004-1991	Marathon 55	938M ³	QL78YC	936M ³	L78YC	---	.040
	W55 663	883M	QL78C	807M	L78C	8883	.040
50HP							
1990-1986	3-Cyl	838M ⁴	QL78V	833M ⁴	L78V	---	---
1985-1980	4-Cyl	838M ⁴	QL78V	833M ⁴	L78V	---	---
2004-1991	849CC 3-Cyl	938M ³	QL78YC	936M ³	L78YC	---	.040
2004-1995	Big Foot 4-Stroke	810	RA8HC	---	---	8812-1	.035
48HP							
	48 670, W48 670	931M ³	QL82C	811M ⁸	L82C	---	.040
45HP							
1989-1986	4-Cyl	838M ⁴	QL78V	833M ⁴	L78V	---	---
2004-1995	45 BoDensee	810	RA8HC	---	---	8812-1	.035
2001-1995	45 Jet	938M ³	QL78YC	936M ³	L78YC	---	.040
40HP							
2004-1995	40 2-Cyl	938M ³	QL78YC	936M ³	L78YC	---	.040
2001-1998	40 3-Cyl 2-Cyl. & 3-Cyl. 2-Stroke	938M ³	QL78YC	936M ³	L78YC	---	.040
1997-1989	40 4-Cyl	838M ⁴	QL78V	833M ⁴	L78V	---	---
	40A 676A, 40B 675B	883M	QL78C	807M	L78C	8883	.024
	40C 6E9, W40 676A	883M	QL78C	807M	L78C	8883	.040
2004-1998	Big Foot D896 4-Stroke	810	RA8HC	---	---	8812-1	.035
2001-1984	K40 6F5	931M	QL82C	811M	L82C	---	.024
2004-1995	Marathon 40 2-Cyl	938M ³	QL78YC	936M ³	L78YC	---	.040
1994-1985	Marathon 40 6F6	883M	QL78C	807M	L78C	8883	.040
2001-1984	W40 6F6	931M	QL82C	811M	L82C	---	.024
30HP							
2002-1995	30 2-Cyl	938M	QL78YC	936M	L78YC	---	.040
2001-1995	30 Jet	938M	QL78YC	936M	L78YC	---	.040
	30A 689, W30 689A, W30 689B	931M	QL82C	811M	L82C	---	.040
2004-2000	Big Foot 4-Stroke	810	RA8HC	---	---	8812-1	.035
2002-1995	Marathon 30 2-Cyl	938M	QL78YC	936M	L78YC	---	.040
	Marathon 30 698B	931M	QL82C	811M	L82C	---	.024
28HP							
	664	931M	QL82C	811M	L82C	---	.040
25HP							
2001-1985	25	938M	QL78YC	936M	L78YC	---	.040
	25A 648, 25B 690, 25C 695	828M	QL77JC4	821M	L77JC4	8883	.024

³For RFI Suppression use 938/QL78YC; ⁴For RFI Suppression use 838/QL78V; ⁸For RFI Suppression use 931/QL82C

**MARINE ENGINES - OUTBOARD**MOTEURS DE BATEAUX-HORS-BORD
MOTORES MARINOS-FUERA BORDA

Year	Model/Engine	Copper Plus®		Alternate Plug		Power Sport™	Gap
		Stk #	Plug Type	Stk #	Plug Type		
MARINER (cont)							
25HP							
2004-1998	Big Foot 4-Stroke	810	RA8HC	---	---	8812-1	.035
	K25 6A4	931M	QL82C	811M	L82C	---	.024
2002-1993	Marathon 25 2-Cyl	938M	QL78YC	936M	L78YC	---	.040
	Marathon 25 648, 694, 695	828M	QL77JC4	821M	L77JC4	8883	.040
	W25 648	931M	QL82C	811M	L82C	---	.024
	W25 694, W25 695	828M	QL77JC4	821M	L77JC4	8883	.024
20HP							
2004-1985	2-Cyl	938M	QL78YC	936M	L78YC	---	.040
2001-1995	20 Jet	938M	QL78YC	936M	L78YC	---	.040
	20A 653, 20A 6A9	933M	QL86C	306	L86C	---	.024
15HP							
	15A 651, 15A 684	931M	QL82C	811M	L82C	---	.024
	15B 662, 15B 664	931M	QL82C	811M	L82C	---	.024
	15C 651, 15C 682, 15C 684 651	931M	QL82C	811M	L82C	---	.024
	15C 651, 15C 682, 15C 684 682	931M	QL82C	811M	L82C	---	.038
	15C 651, 15C 682, 15C 684 684	931M	QL82C	811M	L82C	---	.024
2002-1989	2-Cyl	923	L92LCC	---	---	---	.040
2004-1998	Big Foot 4-Stroke	810	RA8HC	---	---	8812-1	.035
	K15 669, K15 6M7, K15C 6K4	931M	QL82C	811M	L82C	---	.024
	K15 669, K15 6M7, K15C 6K4	931M	QL82C	811M	L82C	---	.040
2002-1992	Marathon 15	923	L92LCC	---	---	---	.040
	Marathon 15, Marthon 15 684, Marathon 684	931M	QL82C	811M	L82C	---	.024
	Marathon 15, Marthon 15 684, Marathon 684	931M	QL82C	811M	L82C	---	.038
	W15 684	931M	QL82C	811M	L82C	---	.040
10HP							
2004-1991	Magnum	939M	QL78YC6	924M	L78YC6	---	.060
2004-1991	Marathon	939M	QL78YC6	924M	L78YC6	---	.060
9.9HP							
1994-1987		938M	QL78YC	936M	L78YC	---	.040
2004-1995	9.9 2-Cyl	923	L92LCC	---	---	---	.040
	9.9C 2-Cyl 682	931M	QL82C	811M	L82C	---	.024
	9.9C 2-Cyl 682 CDI	931M	QL82C	811M	L82C	---	.038
2004-1995	Big Foot 4-Stroke	808	Z9Y	---	---	---	.026
2004-1995	Sail Power 4-Stroke	808	Z9Y	---	---	---	.026
8HP							
2004-1987	2-Cyl	923	L92LCC	---	---	---	.040
2004-1995	8 BoDensee	808	Z9Y	---	---	---	.026
	8A 647, 8A 655, 8B 677	931M ⁸	QL82C	811M ⁸	L82C	---	.024
	8C 6G1	931M ⁸	QL82C	811M ⁸	L82C	---	.038
	K8 680	933M	QL86C	306	L86C	---	.024
	Marathon 8 677, W8 677	931M ⁸	QL82C	811M ⁸	L82C	---	.024
6HP							
2004-1992	2-Stroke	923	L92LCC	---	---	---	.040
2004-2000	4-Stroke	810	RA8HC	---	---	8812-1	.035
	6B 678	931M	QL82C	811M	L82C	---	.024
	6C 6H8, 6D 6H6	931M	QL82C	811M	L82C	---	.040
5HP							
2004-1990	2-Stroke	814	RL82YC	328	L82YC	8814	.040
2004-1999	4-Stroke	810	RA8HC	---	---	8812-1	.035
	5B 661, 5C 6E3	931M	QL82C	811M	L82C	---	.024
4HP							
2004-1990	2-Stroke	932M	QL82YC	328	L82YC	8814	.040
2004-1999	4-Stroke	810	RA8HC	---	---	8812-1	.035
	4A 6E0	931M	QL82C	811M	L82C	---	.024
3.5HP							
	642	933M	QL86C	306	L86C	---	.040
3.3HP							
2004-1993		934M	QL87YC	312	L78YC	---	.040
3HP							
1992-1990		933M	QL86C	306	L86C	---	.040

⁸For RFI Supresion use 931/QL82C



Year	Model/Engine	Copper Plus®		Alternate Plug		Power Sport™	Gap
		Stk #	Plug Type	Stk #	Plug Type		
MARINER (cont)							
3HP							
1999-1996	Marathon V6	828M	QL77JC4	821M	L77JC4	8883	.035
2.5HP							
2004-1989		934M	QL87YC	312	L78YC	---	.040
2HP							
	2A 646, 2A 6A1	933M	QL86C	306	L86C	---	.024
MCCULLOCH							
	590	592M	RJ12C	511	J11C	---	.030
	630	592M	RJ12C	511	J11C	---	.030
75HP							
		592M	RJ12C	511	J11C	---	.030
45HP							
		592M	RJ12C	511	J11C	---	.030
28HP							
	Manual Start	592M	RJ12C	511	J11C	---	.030
14HP							
		592M	RJ12C	511	J11C	---	.035
9.5HP							
		592M	RJ12C	511	J11C	---	.035
9HP							
		592M	RJ12C	511	J11C	---	.035
7.5HP							
1969-1964		537	RH12	512	H12	---	.035
4HP							
		63	RJ14YC	---	---	---	.035
1969-1964	Long Shaft	537	RH12	512	H12	---	.035
3.5HP							
1969-1964		537	RH12	512	H12	---	.035
MERCURY							
MERC SERIES WITH THUNDERBOLT IGNITION:							
1991	2.5L	898M	QL76V	827M	L76V	---	---
1988-1984	3.4L	886M ²	QL6VC	885M ²	L6VC	---	---
300HP MERC SERIES WITH THUNDERBOLT IGNITION:							
1983-1980		886M ²	QL6VC	885M ²	L6VC	---	---
1999-1997	3.0L	941M	QL77CC	---	---	---	.035
2004-2002	Pro Max 300X V6 DFI	943M	QL77PP	---	---	---	.028
1999-1997	S3000 2.5L EFI	886M ²	QL6VC	885M ²	L6VC	---	---
280HP MERC SERIES WITH THUNDERBOLT IGNITION:							
1999-1997	F1 2.0L EFI	898M	QL76V	827M	L76V	---	---
2002	Offshore 2.5L EFI	828M	QL77JC4	821M	L77JC4	8883	.035
2002	Sport, SS 2.5L EFI	828M	QL77JC4	821M	L77JC4	8883	.035
275HP MERC SERIES WITH THUNDERBOLT IGNITION:							
1994-1989		886M ²	QL6VC	885M ²	L6VC	---	---
265HP MERC SERIES WITH THUNDERBOLT IGNITION:							
1997	SS Drag 2.5L EFI	886M ²	QL6VC	885M ²	L6VC	---	---
260HP MERC SERIES WITH THUNDERBOLT IGNITION:							
1999	Offshore 2.5L	941M	QL77CC	---	---	---	.035
1998-1995	Offshore 2.5L	886M ²	QL6VC	885M ²	L6VC	---	---
250HP MERC SERIES WITH THUNDERBOLT IGNITION:							
1990-1989	3.4L	886M ²	QL6VC	885M ²	L6VC	---	---
2003-1995	XRI EFI V-6 6-Cyl	941M	QL77CC	---	---	---	.035
245HP MERC SERIES WITH THUNDERBOLT IGNITION:							
1996-1995	2.5L	886M ²	QL6VC	885M ²	L6VC	---	---
225HP MERC SERIES WITH THUNDERBOLT IGNITION:							
1981-1980		886M ²	QL6VC	885M ²	L6VC	---	---
2004-2003	OptiMax 225XS V6 2-Stroke 2-Stroke	950M	QC12GMC	---	---	---	.040
2004-1996	OptiMax V6 DFI	950M	QC12GMC	---	---	---	.040
2004-1995	Sea Pro 3.0L V6	941M	QL77CC	---	---	---	.035
2001-1994	V-6 6-Cyl	941M	QL77CC	---	---	---	.035

²For RFI Suppresion use 886/QL6VC

**MARINE ENGINES - OUTBOARD**MOTEURS DE BATEAUX-HORS-BORD
MOTORES MARINOS-FUERA BORDA

Year	Model/Engine	Copper Plus®		Alternate Plug		Power Sport™	Gap
		Stk #	Plug Type	Stk #	Plug Type		
MERCURY (cont)							
225HP MERC SERIES WITH THUNDERBOLT IGNITION:							
2004-1995	XRi EFI V-6 6-Cyl	941M	QL77CC	---	---	---	.035
220HP MERC SERIES WITH THUNDERBOLT IGNITION:							
1988-1987	XRi	886M	QL6VC	885M	L6VC	---	---
200HP MERC SERIES WITH THUNDERBOLT IGNITION:							
1997	Duece High 2.0L EFI	886M	QL6VC	885M	L6VC	---	---
2004-2002	OptiMax 200 XS V6	950M	QC12GMC	---	---	---	.040
2004-2000	Optimax 200XS 2.5L	950M	QC12GMC	---	---	---	.040
2004-2000	Optimax 200XS 3.0L	950M	QC12GMC	---	---	---	.040
2004-1996	OptiMax V6 DFI	950M	QC12GMC	---	---	---	.040
1999-1997	SST 120 2.0L EFI	898M	QL76V	827M	L76V	---	---
2002-2000	V-6 6-Cyl	886M ²	QL6VC	885M ²	L6VC	---	---
	V-6 6-Cyl	932M	QL82YC	328	L82YC	8814	.040
1999-1978	V-6 6-Cyl	886M ²	QL6VC	885M ²	L6VC	---	---
1999-1997	XR2 SS 2.0L EFI	898M	QL76V	827M	L76V	---	---
2002-2000	XRi EFI V-6 6-Cyl	886M	QL6VC	885M	L6VC	---	---
	XRi EFI V-6 6-Cyl	932M	QL82YC	328	L82YC	8814	.040
1999-1997	XRi EFI V-6 6-Cyl	886M	QL6VC	885M	L6VC	---	---
175HP MERC SERIES WITH THUNDERBOLT IGNITION:							
2004-2001	OptiMax V6 DFI	950M	QC12GMC	---	---	---	.040
1999-1976	V-6 6-Cyl	886M ²	QL6VC	885M ²	L6VC	---	---
2004-2003	XRi EFI V-6 6-Cyl	932M	QL82YC	328	L82YC	8814	.040
2002-2000	XRi EFI V-6 6-Cyl	886M ²	QL6VC	885M ²	L6VC	---	---
	XRi EFI V-6 6-Cyl	932M	QL82YC	328	L82YC	8814	.040
1999-1991	XRi EFI V-6 6-Cyl	886M ²	QL6VC	885M ²	L6VC	---	---
150HP MERC SERIES WITH THUNDERBOLT IGNITION:							
1977-1973		898M	QL76V	827M	L76V	---	---
2004-2000	150 EFI 6-Cyl 2-Stroke 2-Stroke	932M	QL82YC	328	L82YC	8814	.040
1999	2.0L	886M	QL6VC	885M	L6VC	---	---
1999	2.5L	886M	QL6VC	885M	L6VC	---	---
2004-1996	OptiMax V6 DFI	950M	QC12GMC	---	---	---	.040
1999-1978	V-6 6-Cyl	886M ²	QL6VC	885M ²	L6VC	---	---
2002-1985	XR2 6-Cyl	886M ²	QL6VC	885M ²	L6VC	---	---
2002-1985	XR4 6-Cyl	886M ²	QL6VC	885M ²	L6VC	---	---
2002-1985	XR6 V-6 6-Cyl	886M ²	QL6VC	885M ²	L6VC	---	---
2002-1993	XRi EFI V-6 6-Cyl	886M ²	QL6VC	885M ²	L6VC	---	---
140HP MERC SERIES WITH THUNDERBOLT IGNITION:							
1980-1970		898M	QL76V	827M	L76V	---	---
1999-1995	140 Jet	886M ²	QL6VC	885M ²	L6VC	---	---
135HP MERC SERIES WITH THUNDERBOLT IGNITION:							
1971-1970		898M	QL76V	827M	L76V	---	---
2000	135 V6	932M	QL82YC	328	L82YC	8814	.040
1999-1986	135 V6	886M ²	QL6VC	885M ²	L6VC	---	---
2004-1996	OptiMax V6 DFI	950M	QC12GMC	---	---	---	.040
125HP MERC SERIES WITH THUNDERBOLT IGNITION:							
1969-1966	1250BP	898M	QL76V	827M	L76V	---	---
1969-1966	1250SS	898M	QL76V	827M	L76V	---	---
2004-1994	4-Cyl	938M ³	QL78YC	936M ³	L78YC	---	.040
115HP MERC SERIES WITH THUNDERBOLT IGNITION:							
2004-1989	4-Cyl 2-Stroke 2-Stroke	938M ³	QL78YC	936M ³	L78YC	---	.040
1988-1970	6-Cyl	898M	QL76V	827M	L76V	---	---
2004-2000	DOHC 4-Cyl MFI 4-Stroke	975	REC10YC4	---	---	---	.040
2004-2000	OptiMax V6 DFI	950M	QC12GMC	---	---	---	.040
110HP MERC SERIES WITH STANDARD IGNITION:							
1969-1967	1100	931M	QL82C	811M	L82C	---	.030
110HP MERC SERIES WITH THUNDERBOLT IGNITION:							
1969-1966	1100	898M	QL76V	827M	L76V	---	---
1969-1966	1100SS	898M	QL76V	827M	L76V	---	---
105HP MERC SERIES WITH THUNDERBOLT IGNITION:							
1998-1995	105 Jet	886M ²	QL6VC	885M ²	L6VC	---	---

²For RFI Suppresion use 886/QL6VC; ³For RFI Suppresion use 938/QL78YC



Year	Model/Engine	Copper Plus®		Alternate Plug		Power Sport™	Gap
		Stk #	Plug Type	Stk #	Plug Type		
MERCURY (cont)							
100HP MERC SERIES WITH STANDARD IGNITION:							
1966-1960	1000	825	J4C	---	---	---	.025
100HP MERC SERIES WITH THUNDERBOLT IGNITION:							
1969-1966	1000BP	898M	QL76V	827M	L76V	---	---
1969-1966	1000SS	898M	QL76V	827M	L76V	---	---
1999-1988	4-Cyl	938M ³	QL78YC	936M ³	L78YC	---	.040
95HP MERC SERIES WITH STANDARD IGNITION:							
1969-1967	950	931M	QL82C	811M	L82C	---	.030
95HP MERC SERIES WITH THUNDERBOLT IGNITION:							
1969-1966	950	898M	QL76V	827M	L76V	---	---
1969-1966	950SS	898M	QL76V	827M	L76V	---	---
90HP MERC SERIES WITH STANDARD IGNITION:							
1966-1960	900	825	J4C	---	---	---	.025
90HP MERC SERIES WITH THUNDERBOLT IGNITION:							
2006-1987	3-Cyl 2-Stroke 2-Stroke	838M ⁴	QL78V	833M ⁴	L78V	---	---
1986-1978	6-Cyl	898M	QL76V	827M	L76V	---	---
2004-2000	DOHC 90 4-Cyl 4-Stroke 4-Stroke	975	REC10YC4	---	---	---	.044
2004-2003	OptiMax 3-Cyl	---	---	7318	RC12PMPB4	---	.030
85HP MERC SERIES WITH STANDARD IGNITION:							
1966-1960	850	825	J4C	---	---	---	.025
85HP MERC SERIES WITH THUNDERBOLT IGNITION:							
1977-1973		898M	QL76V	827M	L76V	---	---
80HP MERC SERIES WITH STANDARD IGNITION:							
1966-1960	800E S/N 1403610	825	J4C	---	---	---	.025
1966-1960	800E S/N 1403611	825	J4C	---	---	---	.025
1966-1960	800EL S/N 1405606	825	J4C	---	---	---	.025
1966-1960	800EL S/N 1405607	825	J4C	---	---	---	.025
80HP MERC SERIES WITH THUNDERBOLT IGNITION:							
1989-1978		838M ⁴	QL78V	833M ⁴	L78V	---	---
1972-1969		898M	QL76V	827M	L76V	---	---
2004-1995	80 Jet	938M ³	QL78YC	936M ³	L78YC	---	.040
1969-1966	800	898M	QL76V	827M	L76V	---	---
75HP MERC SERIES WITH THUNDERBOLT IGNITION:							
2006-1987	3-Cyl 2-Stroke 2-Stroke	838M ⁴	QL78V	833M ⁴	L78V	---	---
1986-1984	4-Cyl	838M ⁴	QL78V	833M ⁴	L78V	---	---
2001-1990	75 Sea Pro 2-Stroke	838M ⁴	QL78V	833M ⁴	L78V	---	---
2004-2000	DOHC 75 4-Cyl 4-Stroke 4-Stroke	975	REC10YC4	---	---	---	.044
2004-2003	OptiMax 3-Cyl	---	---	7318	RC12PMPB4	---	.030
70HP MERC SERIES THRU 1959:							
		102	RJ6C	823	J6C	---	.025
70HP MERC SERIES WITH STANDARD IGNITION:							
1966-1960	700	102	RJ6C	823	J6C	---	.025
70HP MERC SERIES WITH THUNDERBOLT IGNITION:							
1989-1987		838M ⁴	QL78V	833M ⁴	L78V	---	---
1983-1977		898M	QL76V	827M	L76V	---	---
65HP MERC SERIES WITH STANDARD IGNITION:							
1966-1960	650	825	J4C	---	---	---	.025
1969-1967	650S	931M	QL82C	811M	L82C	---	.030
1966-1960	650S	825	J4C	---	---	---	.025
65HP MERC SERIES WITH THUNDERBOLT IGNITION:							
1976-1970		898M	QL76V	827M	L76V	---	---
2004-1995	65 Jet	838M ⁴	QL78V	833M ⁴	L78V	---	---
1969-1966	650SS	898M	QL76V	827M	L76V	---	---
60HP MERC SERIES THRU 1959:							
		102	RJ6C	823	J6C	---	.025
60HP MERC SERIES WITH STANDARD IGNITION:							
1966-1960	600	102	RJ6C	823	J6C	---	.025
60HP MERC SERIES WITH THUNDERBOLT IGNITION:							
1990-1984		898M	QL76V	827M	L76V	---	---
2002-1991	3-Cyl	938M ³	QL78YC	936M ³	L78YC	---	.040

³For RFI Suppresion use 938/QL78YC; ⁴For RFI Suppresion use 838/QL78V

**MARINE ENGINES - OUTBOARD**MOTEURS DE BATEAUX-HORS-BORD
MOTORES MARINOS-FUERA BORDA

Year	Model/Engine	Copper Plus®		Alternate Plug		Power Sport™	Gap
		Stk #	Plug Type	Stk #	Plug Type		
MERCURY (cont)							
60HP MERC SERIES WITH THUNDERBOLT IGNITION:							
2004-2001	60 4-Cyl 4-Stroke 4-Stroke	810	RA8HC	---	---	8812-1	.035
2004-1995	60 Big Foot 3-Cyl	938M ³	QL78YC	936M ³	L78YC	---	.040
2004-1991	60 Sea Pro 3-Cyl	938M ³	QL78YC	936M ³	L78YC	---	.040
55HP MERC SERIES WITH THUNDERBOLT IGNITION:							
2004-1992	55 Sea Pro	938M ³	QL78YC	936M ³	L78YC	---	.040
50HP MERC SERIES WITH STANDARD IGNITION:							
1966-1960	500	102	RJ6C	823	J6C	---	.025
1969-1967	500M	931M	QL82C	811M	L82C	---	.030
1969-1967	500S	931M	QL82C	811M	L82C	---	.030
50HP MERC SERIES WITH THUNDERBOLT IGNITION:							
1990-1970		898M	QL76V	827M	L76V	---	---
2004-1991	50 3-Cyl 2-Stroke 2-Stroke	938M ³	QL78YC	936M ³	L78YC	---	.040
1969-1966	500SS	898M	QL76V	827M	L76V	---	---
2004-1995	Big Foot 4-Cyl 4-Stroke 4-Stroke	810	RA8HC	---	---	8812-1	.035
45HP MERC SERIES THRU 1959:							
		102	RJ6C	823	J6C	---	.025
45HP MERC SERIES WITH STANDARD IGNITION:							
1966-1960	400	102	RJ6C	823	J6C	---	.025
45HP MERC SERIES WITH THUNDERBOLT IGNITION:							
1989-1986		838M ⁴	QL78V	833M ⁴	L78V	---	---
2004-1995	45 BoDensee 4-Cyl	810	RA8HC	---	---	8812-1	.035
2003-1995	45 Jet 3-Cyl	938M ³	QL78YC	936M ³	L78YC	---	.040
40HP MERC SERIES THRU 1959:							
		102	RJ6C	823	J6C	---	.025
40HP MERC SERIES WITH STANDARD IGNITION:							
1965-1960	350	102	RJ6C	823	J6C	---	.025
40HP MERC SERIES WITH THUNDERBOLT IGNITION:							
1983-1970		898M	QL76V	827M	L76V	---	---
2004-1995	2-Cyl	938M ³	QL78YC	936M ³	L78YC	---	.040
2004-1997	3-Cyl	938M ³	QL78YC	936M ³	L78YC	---	.040
1997-1988	4-Cyl	838M ⁴	QL78V	833M ⁴	L78V	---	---
2004-1995	40 Sea Pro	938M ³	QL78YC	936M ³	L78YC	---	.040
2004-1998	Big Foot D706 4-Stroke	810	RA8HC	---	---	8812-1	.035
35HP MERC SERIES THRU 1959:							
		102	RJ6C	823	J6C	---	.025
35HP MERC SERIES WITH STANDARD IGNITION:							
1966-1960	300	102	RJ6C	823	J6C	---	.025
1969-1967	350	931M	QL82C	811M	L82C	---	.030
1966	350	825	J4C	---	---	---	.025
1965-1960	350	102	RJ6C	823	J6C	---	.025
35HP MERC SERIES WITH THUNDERBOLT IGNITION:							
1991-1984		898M	QL76V	827M	L76V	---	---
31HP MERC SERIES THRU 1959:							
		102	RJ6C	823	J6C	---	.020
30HP MERC SERIES WITH THUNDERBOLT IGNITION:							
2003-1995	2-Cyl 2-Stroke 2-Stroke	938M ³	QL78YC	936M ³	L78YC	---	.040
2004-1999	2-Cyl 4-Stroke 4-Stroke	810	RA8HC	---	---	8812-1	.035
2001-1998	30 Jet 3-Cyl	938M ³	QL78YC	936M ³	L78YC	---	.040
1997-1995	30 Jet 3-Cyl	838M ⁴	QL78V	833M ⁴	L78V	---	---
2004-1995	30 Sea Pro 2-Cyl	938M ³	QL78YC	936M ³	L78YC	---	.040
25HP MERC SERIES THRU 1959:							
		102	RJ6C	823	J6C	---	.025
25HP MERC SERIES WITH STANDARD IGNITION:							
1966-1960	200	102	RJ6C	823	J6C	---	.025
1966-1960	250	102	RJ6C	823	J6C	---	.025
25HP MERC SERIES WITH THUNDERBOLT IGNITION:							
2004-1980	2-Cyl 2-Stroke 2-Stroke	938M ³	QL78YC	936M ³	L78YC	---	.040
2002-1993	25 Sea Pro 2-Cyl	938M ³	QL78YC	936M ³	L78YC	---	.040
2004-1997	Big Foot 4-Stroke	810	RA8HC	---	---	8812-1	.035

³For RFI Suppresion use 938/QL78YC; ⁴For RFI Suppresion use 838/QL78V



Year	Model/Engine	Copper Plus®		Alternate Plug		Power Sport™	Gap
		Stk #	Plug Type	Stk #	Plug Type		
MERCURY (cont)							
22HP MERC SERIES THRU 1959:							
		102	RJ6C	823	J6C	---	.025
20HP MERC SERIES WITH STANDARD IGNITION:							
1969-1967	110	931M	QL82C	811M	L82C	---	.030
1969-1967	200	931M	QL82C	811M	L82C	---	.030
1966-1960	200	102	RJ6C	823	J6C	---	.025
1966-1960	250	102	RJ6C	823	J6C	---	.025
20HP MERC SERIES WITH THUNDERBOLT IGNITION:							
1981-1970		838M ⁴	QL78V	833M ⁴	L78V	---	---
2003-1986	2-Cyl 2-Stroke 2-Stroke	938M ³	QL78YC	936M ³	L78YC	---	.040
2004-1995	20 Jet 2-Cyl	938M ³	QL78YC	936M ³	L78YC	---	.040
18HP MERC SERIES WITH THUNDERBOLT IGNITION:							
1985-1980		828M	QL77JC4	821M	L77JC4	8883	.040
16HP MERC SERIES THRU 1959:							
		102	RJ6C	823	J6C	---	.025
15HP MERC SERIES THRU 1959:							
		871	RJ8C	841	J8C	---	.025
15HP MERC SERIES WITH STANDARD IGNITION:							
1966-1960	150	871	RJ8C	841	J8C	---	.025
15HP MERC SERIES WITH THUNDERBOLT IGNITION:							
2004-1995	15 Sea Pro 2-Cyl	923	L92LCC	---	---	---	.040
2004-1989	2-Cyl 2-Stroke 2-Stroke	923	L92LCC	---	---	---	.040
2004-1998	Big Foot 4-Stroke	810	RA8HC	---	---	8812-1	.035
11HP MERC SERIES WITH STANDARD IGNITION:							
1969-1967	110	931M	QL82C	811M	L82C	---	.030
1969-1967	200	931M	QL82C	811M	L82C	---	.030
10HP MERC SERIES THRU 1959:							
		871	RJ8C	841	J8C	---	.025
10HP MERC SERIES WITH STANDARD IGNITION:							
1966-1960	100	871	RJ8C	841	J8C	---	.025
1966-1960	110	871	RJ8C	841	J8C	---	.025
10HP MERC SERIES WITH THUNDERBOLT IGNITION:							
1996-1991		939M ⁶	QL78YC6	924M ⁶	L78YC6	---	.060
2004-1991	10 Sea Pro	939M ⁶	QL78YC6	924M ⁶	L78YC6	---	.060
1998	XR10	939M ⁶	QL78YC6	924M ⁶	L78YC6	---	.060
9.9HP MERC SERIES WITH THUNDERBOLT IGNITION:							
1994-1986		938M	QL78YC	936M	L78YC	---	.040
2004-1995	2-Cyl 2-Stroke 2-Stroke	923	L92LCC	---	---	---	.040
2004-2000	2-Cyl 4-Stroke 4-Stroke	810	RA8HC	---	---	8812-1	.035
2004-1995	Big Foot 4-Stroke	808	Z9Y	---	---	---	.026
2004-1995	Sail Power 4-Stroke	808	Z9Y	---	---	---	.026
9.8HP MERC SERIES WITH THUNDERBOLT IGNITION:							
1985-1979		828M	QL77JC4	821M	L77JC4	8883	.040
1978-1970		838M ⁴	QL78V	833M ⁴	L78V	---	---
8HP MERC SERIES WITH THUNDERBOLT IGNITION:							
2004-1986	2-Cyl	923	L92LCC	---	---	---	.040
2004-1995	8 BoDensee	808	Z9Y	---	---	---	.026
7.5HP MERC SERIES THRU 1959:							
		871	RJ8C	841	J8C	---	.025
7.5HP MERC SERIES WITH STANDARD IGNITION:							
1969-1967	75	933M	QL86C	306	L86C	---	.030
7.5HP MERC SERIES WITH THUNDERBOLT IGNITION:							
1985-1979		828M	QL77JC4	821M	L77JC4	8883	.040
1978-1970		838M ⁴	QL78V	833M ⁴	L78V	---	---
6HP MERC SERIES WITH STANDARD IGNITION:							
1969-1967	60	933M	QL86C	306	L86C	---	.030
1966-1960	60	871	RJ8C	841	J8C	---	.025
6HP MERC SERIES WITH THUNDERBOLT IGNITION:							
2004-2000	1-Cyl 4-Stroke 4-Stroke	810	RA8HC	---	---	8812-1	.035
2003-1986	2-Cyl 2-Stroke 2-Stroke	923	L92LCC	---	---	---	.040

³For RFI Suppresion use 938/QL78YC; ⁴For RFI Suppresion use 838/QL78V; ⁶For RFI Suppresion use 939/QL78YC6



Year	Model/Engine	Copper Plus®		Alternate Plug		Power Sport™	Gap
		Stk #	Plug Type	Stk #	Plug Type		
MERCURY (cont)							
5HP MERC SERIES THRU 1959:							
		871	RJ8C	841	J8C	---	.025
5HP MERC SERIES WITH THUNDERBOLT IGNITION:							
2004-1988	1-Cyl 2-Stroke 2-Stroke	814	RL82YC	328	L82YC	8814	.040
2004-2000	1-Cyl 4-Stroke 4-Stroke	810	RA8HC	---	---	8812-1	.035
4.5HP MERC SERIES WITH THUNDERBOLT IGNITION:							
1985-1975		838M ⁴	QL78V	833M ⁴	L78V	---	---
4HP MERC SERIES WITH STANDARD IGNITION:							
1969-1967	40	896	L90C	---	---	---	.030
4HP MERC SERIES WITH THUNDERBOLT IGNITION:							
1987-1986		838M ⁴	QL78V	833M ⁴	L78V	---	---
1981-1980		814	RL82YC	328	L82YC	8814	.035
1979-1976		933M	QL86C	306	L86C	---	.050
1974-1973		838M ⁴	QL78V	833M ⁴	L78V	---	---
1972		838M ⁴	QL78V	833M ⁴	L78V	---	---
		814	RL82YC	328	L82YC	8814	.035
1971-1970		838M ⁴	QL78V	833M ⁴	L78V	---	---
2004-1988	1-Cyl 2-Stroke 2-Stroke	932M	QL82YC	328	L82YC	8814	.040
2004-2000	1-Cyl 4-Stroke 4-Stroke	810	RA8HC	---	---	8812-1	.035
3.9HP MERC SERIES WITH STANDARD IGNITION:							
1969-1967	39	896	L90C	---	---	---	.030
1966-1960	39	871	RJ8C	841	J8C	---	.025
3.6HP MERC SERIES WITH THUNDERBOLT IGNITION:							
1982-1980		814	RL82YC	328	L82YC	8814	.040
3.5HP MERC SERIES WITH THUNDERBOLT IGNITION:							
1985-1983		814	RL82YC	328	L82YC	8814	.040
3.3HP MERC SERIES WITH THUNDERBOLT IGNITION:							
2004-1993	1-Cyl	934M	QL87YC	312	L78YC	---	.040
3.0HP MERC SERIES WITH THUNDERBOLT IGNITION:							
1992-1990		814	RL82YC	328	L82YC	8814	.040
2.5HP MERC SERIES WITH THUNDERBOLT IGNITION:							
2004-1993	1-Cyl	934M	QL87YC	312	L78YC	---	.040
2.2HP MERC SERIES WITH THUNDERBOLT IGNITION:							
1989-1984		934M	QL87YC	312	L78YC	---	.040
MID-JET							
	M-2, M-3	592M	RJ12C	511	J11C	---	.030
	M-4	931M	QL82C	811M	L82C	---	.030
MIGHTY MITE III							
2HP							
	800	592M	RJ12C	511	J11C	---	.025
1.7HP							
	800	592M	RJ12C	511	J11C	---	.025
MINI MOTOR (MINI MOTOR (K & P))							
1973-1972	Aqua Bug	846	CJ14	---	---	---	.030
1973	Aqua Bug II	860	RDJ7J	850	DJ7J	---	.025
1973-1969	Mini Motor	846	CJ14	---	---	---	.030
MONARK-CRESCENT							
See VOLVO PENTA							
MONO							
	M-5A, M-6A, M-50	592M	RJ12C	511	J11C	---	.030
	M-75	63	RJ14YC	---	---	---	.030
MOTO ATTREZZI							
	Mac 10 Wankel	933M	QL86C	306	L86C	---	.025
NISSAN							
140HP							
1999-1990	4-Cyl	883M	QL78C		L78C	8883	.04
2007-2000	NS 140A, NS 140A2 1768CC L4 2-Stroke	883M	QL78C		L78C	8883	.04
120HP							
1999-1990	4-Cyl	883M	QL78C		L78C	8883	.04

⁴For RFI Suppression use 838/QL78V



Year	Model/Engine	Copper Plus®		Alternate Plug		Power Sport™	Gap
		Stk #	Plug Type	Stk #	Plug Type		
NISSAN (cont)							
120HP							
2007-2000	NS 120A, 120A2 L4 2-Stroke	883M	QL78C		L78C	8883	.04
90HP							
2002-1988	3-Cyl	883M	QL78C		L78C	8883	.04
2003-2001	3-Cyl (A) TLDI	71	RC12YC	---	---	8071	.04
2007-2000	NS90A 1267CC L3 2-Stroke	883M	QL78C		L78C	8883	.04
2004-2003	NSD 90BTLDI 3-Cyl (B) TLDI	918	RC10ECC	---	---	---	.04
2008-2004	TLDI90A2 1267CC L3 4-Stroke	918	RC10ECC	---	---	---	.044
70HP							
1999-1986	3-Cyl	883M	QL78C		L78C	8883	.04
2003-2002	L3 (A) TLDI	71	RC12YC	---	---	8071	.04
2004-2003	L3 (B) TLDI	412	RC12LYC	---	---	---	.04
2007-2000	NS70B, NS70C 57.2 CID L3 2-Stroke	883M	QL78C		L78C	8883	.04
2008	TLDI70A2 1267CC L3 4-Stroke	918	RC10ECC	---	---	---	.044
2006-2004	TLDI70A2 1267CC L3 4-Stroke	918	RC10ECC	---	---	---	.044
60HP							
1995-1987	2-Cyl	883M	QL78C		L78C	8883	.04
2007-2000	NS60B, NS60C 57.2 CID L3 2-Stroke	883M	QL78C		L78C	8883	.04
55HP							
1986-1985	2-Cyl	883M	QL78C		L78C	8883	.04
50HP							
2002-1988	3-Cyl	883M	QL78C		L78C	8883	.04
2004-2001	3-Cyl 50 TLDI	883M	QL78C		L78C	8883	.04
2007-2004	M50D2 697CC L3 2-Stroke	883M	QL78C	807M	L78C	8883	.040
	M50D2 697CC L3 2-Stroke	883M	QL78C		L78C	8883	.04
2008-2004	NS 50D2 697CC L3 2-Stroke	883M	QL78C		L78C	8883	.04
2008-2004	TLDI50A 42.5 CID L3 4-Stroke	918	RC10ECC	---	---	---	.044
2008-2004	TLDI50A 697CC L3 4-Stroke	918	RC10ECC	---	---	---	.044
45HP							
1995-1994	3-Cyl	931M	QL82C		L82C	---	.04
40HP							
1998-1985	2-Cyl	931M	QL82C		L82C	---	.04
2003-1993	3-Cyl	931M	QL82C		L82C	---	.04
2004-2003	3-Cyl 40 TLDI	931M	QL82C		L82C	---	.04
2007-2000	M40C 493L L2 2-Stroke	874M	RL82C	811M	L82C	---	.040
	M40C 493L L2 2-Stroke	874M	RL82C		L82C	---	.04
2007-2004	M40D2 697CC L3 2-Stroke	931M	QL82C	811M	L82C	---	.040
	M40D2 697CC L3 2-Stroke	931M	QL82C		L82C	---	.04
2007-2000	NS 40C 493CC L2 2-Stroke	874M	RL82C		L82C	---	.04
2007-2004	NS 40D2 697CC L3 2-Stroke	931M	QL82C		L82C	---	.04
2008-2004	TLDI40A 42.5 CID L3 4-Stroke	918	RC10ECC	---	---	---	.044
2008-2004	TLDI40A 697CC L3 4-Stroke	918	RC10ECC	---	---	---	.044
35HP							
1995-1994	2-Cyl	931M	QL82C		L82C	---	.04
30HP							
2002-1986	2-Cyl	932M	QL82YC	328	L82YC	8814	.04
2004-2003	3-Cyl 4-Stroke	931M	QL82C		L82C	---	.04
2007	M30C 428.5CC L2 2-Stroke	874M	RL82C		L82C	---	.04
2007-2003	NS 30A, 30A2, 30A4 L2 2-Stroke	874M	RL82C		L82C	---	.04
25HP							
2002-1986	2-Cyl	932M	QL82YC	328	L82YC	8814	.04
2004-2002	2-Cyl OHV, 4-Stroke	810	RA8HC	---	---	8812-1	.024
2004-2003	3-Cyl 4-Stroke	931M	QL82C		L82C	---	.04
2007-2003	NS 25C3 L2 2-Stroke	874M	RL82C		L82C	---	.04
18HP							
2003-1986	2-Cyl	932M	QL82YC	328	L82YC	8814	.04
2004-2001	2-Cyl OHV, 4-Stroke	810	RA8HC	---	---	8812-1	.025
2008-2004	NS18E2, 18E2 EF, 18E2 EP 294CC L2 2-Stroke	874M	RL82C		L82C	---	.04
15HP							
1998-1985	2-Cyl	932M	QL82YC	328	L82YC	8814	.04

**MARINE ENGINES - OUTBOARD**MOTEURS DE BATEAUX-HORS-BORD
MOTORES MARINOS-FUERA BORDA

Year	Model/Engine	Copper Plus®		Alternate Plug		Power Sport™	Gap
		Stk #	Plug Type	Stk #	Plug Type		
NISSAN (cont)							
15HP							
2004-2000	2-Cyl OHV, 4-Stroke	810	RA8HC	---	---	8812-1	.025
2008-2004	NS15E2, 15E2 EF, 15E2 EP 247CC L2 2-Stroke	874M	RL82C		L82C	---	.04
12HP							
1994	2-Cyl	931M	QL82C		L82C	---	.04
1987-1985	2-Cyl	931M	QL82C		L82C	---	.04
2007-2004	NS 12C L2 2-Stroke	874M	RL82C		L82C	---	.04
9.9HP							
1998-1985	2-Cyl	934M	QL87YC	312	L78YC	---	.04
2004-2000	2-Cyl OHV, 4-Stroke	810	RA8HC	---	---	8812-1	.025
2008-2004	NS9.9D2, 9.9D2 EF, 9.9D2 EP 247CC L2 2-Stroke	874M	RL82C		L82C	---	.04
9.8HP							
2003-1985	2-Cyl	929	RL95YC	---	---	---	.04
2004	2-Cyl SOHC, 4-Stroke	810	RA8HC	---	---	8812-1	.025
8HP							
2003-1985	2-Cyl	929	RL95YC	---	---	---	.04
2004	2-Cyl SOHC, 4-Stroke	810	RA8HC	---	---	8812-1	.025
2008-1997	NS 8B L2 2-Stroke	814	RL82YC	328	L82YC	---	.04
6HP							
2004-2001	1-Cyl OHV, 4-Stroke	810	RA8HC	---	---	8812-1	.025
5HP							
2002-1985	1-Cyl	932M	QL82YC	328	L82YC	8814	.04
2004-1999	1-Cyl OHV, 4-Stroke	810	RA8HC	---	---	8812-1	.025
2008-1997	NS 5B L2 2-Stroke	814	RL82YC	328	L82YC	---	.04
4HP							
1994	1-Cyl	932M	QL82YC	328	L82YC	8814	.04
2004-2000	1-Cyl OHV, 4-Stroke	810	RA8HC	---	---	8812-1	.025
3.5HP							
1999-1985	1-Cyl	934M	QL87YC	312	L78YC	---	.04
2006-2000	NS 3.5A, 3.5B 1-Cyl 2-Stroke	934M	QL87YC	312	L78YC	---	.04
2007	NS 3.5A2, 3.5B 1-Cyl 2-Stroke	934M	QL87YC	312	L78YC	---	.04
2.5HP							
1999-1985	1-Cyl	929	RL95YC	---	---	---	.04
2007-2000	NS 2.5A 1-Cyl 2-Stroke	934M	QL87YC	312	L78YC	---	.04
OTASCO							
15HP							
1974-1970		63	RJ14YC	---	---	---	.035
9.9HP							
1974-1970		63	RJ14YC	---	---	---	.035
7.5HP							
1974-1970		63	RJ14YC	---	---	---	.035
7HP							
1974-1970		63	RJ14YC	---	---	---	.035
1969		14	RJ12YC	10	J12YC	---	.035
1968		592M	RJ12C	511	J11C	---	.035
5HP							
1974-1970		63	RJ14YC	---	---	---	.035
1969-1968		592M	RJ12C	511	J11C	---	.035
3.5HP							
1969		592M	RJ12C	511	J11C	---	.035
OTTERBINE							
2HP							
	Jet Drive Briggs & Stratton	868	RJ19LM	861	J19LM	---	.025
OUTBOARD JET							
5.5HP							
	J55, J55B	592M	RJ12C	511	J11C	---	.030



Year	Model/Engine	Copper Plus®		Alternate Plug		Power Sport™	Gap
		Stk #	Plug Type	Stk #	Plug Type		
OUTBOARD MARINE (O.M.C.)							
1992-1984	Sea Drive 1.6L	828M	QL77JC4	821M	L77JC4	8883	.040
1983	Sea Drive 1.6L	898M	QL76V	827M	L76V	---	---
1992-1984	Sea Drive 1.8L	828M	QL77JC4	821M	L77JC4	8883	.040
1992-1990	Sea Drive 2.0L	828M	QL77JC4	821M	L77JC4	8883	.040
1983	Sea Drive 2.5L	898M	QL76V	827M	L76V	---	---
1983-1981	Sea Drive 2.5L 1AB	898M	QL76V	827M	L76V	---	---
1990-1984	Sea Drive 2.6L	828M	QL77JC4	821M	L77JC4	8883	.040
1983-1981	Sea Drive 2.6L 1AA	898M	QL76V	827M	L76V	---	---
1990-1984	Sea Drive 2.7L	828M	QL77JC4	821M	L77JC4	8883	.040
1992-1990	Sea Drive 3.0L	828M	QL77JC4	821M	L77JC4	8883	.040
1987	Sea Drive 3.6L	828M	QL77JC4	821M	L77JC4	8883	.040
1991-1990	Sea Drive 4.0L	828M	QL77JC4	821M	L77JC4	8883	.040
PEERLESS							
	J5	846	CJ14	---	---	---	.030
	J9	592M	RJ12C	511	J11C	---	.030
PENTA							
	See VOLVO PENTA						
PERKINS							
40HP							
1965-1959		933M	QL86C	306	L86C	---	.035
35HP							
1961	14mm Heads	933M	QL86C	306	L86C	---	.035
1960-1959	18mm Heads	541	RD16	516	D16	---	.035
30HP							
1965-1962		933M	QL86C	306	L86C	---	.035
18HP							
1965-1962		537	RH12	512	H12	---	.028
16HP							
1961-1959		537	RH12	512	H12	---	.028
6.5HP							
1965-1962		592M	RJ12C	511	J11C	---	.028
6HP							
1961-1959		592M	RJ12C	511	J11C	---	.028
4.5HP							
1965-1962		592M	RJ12C	511	J11C	---	.028
SCOTT (MCCULLOCH)							
75.2HP							
1961	Custom	592M	RJ12C	511	J11C	---	.035
75HP							
1963-1962	Flying Scott	592M	RJ12C	511	J11C	---	.035
60HP							
1960-1959		592M	RJ12C	511	J11C	---	.035
45HP							
1963-1962	Royal Scott	592M	RJ12C	511	J11C	---	.035
43.7HP							
		592M	RJ12C	511	J11C	---	.035
40HP							
1960-1959		592M	RJ12C	511	J11C	---	.035
28HP							
1963-1962	Sports Scott	592M	RJ12C	511	J11C	---	.035
27.7HP							
1961		592M	RJ12C	511	J11C	---	.035
25HP							
1960-1959		592M	RJ12C	511	J11C	---	.035
14.1HP							
1961		592M	RJ12C	511	J11C	---	.035
14HP							
1963-1962	Fleet, Power Scott	592M	RJ12C	511	J11C	---	.035



Year	Model/Engine	Copper Plus®		Alternate Plug		Power Sport™	Gap
		Stk #	Plug Type	Stk #	Plug Type		
SCOTT (MCCULLOCH) (cont)							
12HP							
1960-1959		592M	RJ12C	511	J11C	---	.035
10HP							
1961-1959		537	RH12	512	H12	---	.028
7.5HP							
1963-1961	Fishing Scott	537	RH12	512	H12	---	.028
6HP							
1963-1959		537	RH12	512	H12	---	.028
3.6HP							
1963-1959		537	RH12	512	H12	---	.028
3.5HP							
1962-1961	Scotty	537	RH12	512	H12	---	.028
SEA-BEE (GOODYEAR)							
1960-1946	All Models	592M	RJ12C	511	J11C	---	.030
SEA-KING (MONTGOMERY-WARD)							
80HP							
1967-1964		592M	RJ12C	511	J11C	---	.030
55HP							
1974-1968		931M	QL82C	811M	L82C	---	.030
35HP							
1979-1968		931M	QL82C	811M	L82C	---	.030
25HP							
1976-1974		931M	QL82C	811M	L82C	---	.030
20HP							
1974-1968		931M	QL82C	811M	L82C	---	.030
1967-1964		592M	RJ12C	511	J11C	---	.030
15HP							
1984-1974		931M	QL82C	811M	L82C	---	.030
10HP							
1976-1974		931M	QL82C	811M	L82C	---	.030
9.9HP							
1984-1983		931M	QL82C	811M	L82C	---	.030
9.6HP							
1974-1968		931M	QL82C	811M	L82C	---	.030
9.2HP							
1969-1966		592M	RJ12C	511	J11C	---	.030
9HP							
1965-1964		537	RH12	512	H12	---	.030
7.5HP							
1983-1979		933M	QL86C	306	L86C	---	.030
1976		931M	QL82C	811M	L82C	---	.030
1980-1979	9.2 CID	63	RJ14YC	---	---	---	.025
7HP							
1969		63	RJ14YC	---	---	---	.035
6HP							
1976-1972		931M	QL82C	811M	L82C	---	.030
1971-1967		537	RH12	512	H12	---	.030
5.9HP							
1980-1979		63	RJ14YC	---	---	---	.025
5.8HP							
1970-1964		537	RH12	512	H12	---	.030
5HP							
1967		592M	RJ12C	511	J11C	---	.035
4HP							
1984-1979		933M	QL86C	306	L86C	---	.030
3.5HP							
1980-1979		846	CJ14	---	---	---	.025
1970-1964		537	RH12	512	H12	---	.030



Year	Model/Engine	Copper Plus®		Alternate Plug		Power Sport™	Gap
		Stk #	Plug Type	Stk #	Plug Type		
SEA-KING (MONTGOMERY-WARD) (cont)							
2HP							
1980-1979		592M	RJ12C	511	J11C	---	.025
SEABREEZE							
7HP							
1966		846	CJ14	---	---	---	.035
SEACO							
15HP							
1974-1973		63	RJ14YC	---	---	---	.035
9.9HP							
1974-1973		63	RJ14YC	---	---	---	.035
7.5HP							
1974-1973		63	RJ14YC	---	---	---	.035
5.5HP							
1975		63	RJ14YC	---	---	---	.035
4.5HP							
1974-1973		63	RJ14YC	---	---	---	.035
SEAGULL							
<i>See BRITISH SEAGULL</i>							
SEARS							
75.2HP							
	6070, 6071, 6076, 6077	592M	RJ12C	511	J11C	---	.040
75.0HP							
	6078, 60740, 60750	592M	RJ12C	511	J11C	---	.040
45.0HP							
	6056, 6057, 6058, 60540, 60550	592M	RJ12C	511	J11C	---	.040
43.7HP							
	6044, 6045, 6050, 6051	592M	RJ12C	511	J11C	---	.040
35.0HP							
	5941	592M	RJ12C	511	J11C	---	.040
28.0HP							
	6037, 6038, 60340, 60360, 60370, 60380	592M	RJ12C	511	J11C	---	.040
27.7HP							
	6033, 6035	592M	RJ12C	511	J11C	---	.040
	6033,6035	592M	RJ12C	511	J11C	---	.040
25.0HP							
	582500, 582501, 582591	931M	QL82C	811M	L82C	---	.030
15.0HP							
	581490, 581491, 581494, 581495, 581496	934M	QL87YC	312	L78YC	---	.030
	581497, 581498, 581500, 581501, 581503	934M	QL87YC	312	L78YC	---	.030
	581504, 581505, 581506, 581507, 581508	934M	QL87YC	312	L78YC	---	.030
	586310, 586311, 586320, 585330, 586331, 586340	63	RJ14YC	---	---	---	.040
	587150, 587151, 602151	934M	QL87YC	312	L78YC	---	.030
	58760, 58761	63	RJ14YC	---	---	---	.040
14.1HP							
	6013, 60140, 60150	592M	RJ12C	511	J11C	---	.040
14.0HP							
	6015	592M	RJ12C	511	J11C	---	.040
12.0HP							
	5927	537	RH12	512	H12	---	.040
10.5HP							
	58720, 58721	63	RJ14YC	---	---	---	.040
9.9HP							
	581980, 581981, 581985, 581986, 581987, 581988	934M	QL87YC	312	L78YC	---	.030
	581990, 581991, 581993, 581994, 581995	934M	QL87YC	312	L78YC	---	.030
	581996, 581997, 581998, 587990, 587991	934M	QL87YC	312	L78YC	---	.030
	586220, 586230, 586231, 586240	63	RJ14YC	---	---	---	.030
	58710, 58711, 586210, 586211	63	RJ14YC	---	---	---	.035
7.5HP							
	581740, 581741, 581750, 581751, 581754	934M	QL87YC	312	L78YC	---	.030

**MARINE ENGINES - OUTBOARD**MOTEURS DE BATEAUX-HORS-BORD
MOTORES MARINOS-FUERA BORDA

Year	Model/Engine	Copper Plus®		Alternate Plug		Power Sport™	Gap
		Stk #	Plug Type	Stk #	Plug Type		
SEARS (cont)							
7.5HP							
	58510, 58511, 585830, 585831, 585840	63	RJ14YC	---	---	---	.030
	585870	63	RJ14YC	---	---	---	.035
	585880	63	RJ14YC	---	---	---	.030
	585910	63	RJ14YC	---	---	---	.035
	585911, 585920, 585930, 585931, 585932	63	RJ14YC	---	---	---	.030
	586110	63	RJ14YC	---	---	---	.035
	586111, 586120, 595890	63	RJ14YC	---	---	---	.030
	58820, 58821, 58850, 58880, 58881, 58882, 58890, 58891	63	RJ14YC	---	---	---	.035
	59450, 59490, 59491	63	RJ14YC	---	---	---	.035
	6008, 6010, 6012, 60070, 60090, 60100	537	RH12	512	H12	---	.030
7.0HP							
	58530, 58531, 58532, 58830, 585860, 585861	63	RJ14YC	---	---	---	.035
	58870, 59440, 59480	63	RJ14YC	---	---	---	.030
6.0HP							
	6004, 6005, 59433, 59980, 60060, 585710	537	RH12	512	H12	---	.030
5.5HP							
	59430, 59431, 59432, 601951	63	RJ14YC	---	---	---	.035
5.0HP							
		63	RJ14YC	---	---	---	.030
	58520, 59670, 59671, 59672, 585410, 585411	592M	RJ12C	511	J11C	---	.035
	58521, 58610, 58620, 58749, 58750	934M	QL87YC	312	L78YC	---	.030
	585420, 585430, 585431, 585440, 585441	63	RJ14YC	---	---	---	.030
	585460, 585470, 587490, 587491, 587493	934M	QL87YC	312	L78YC	---	.030
	587494, 587495, 587496, 587500, 587501	934M	QL87YC	312	L78YC	---	.030
	587502, 587503, 587504, 587505	934M	QL87YC	312	L78YC	---	.030
	58960, 58961, 59520	63	RJ14YC	---	---	---	.030
	58962, 58990, 58991, 58992, 587506	63	RJ14YC	---	---	---	.035
	59310, 59311, 59673, 59680	63	RJ14YC	---	---	---	.035
4.8HP							
	58970, 58971	63	RJ14YC	---	---	---	.035
4.5HP							
	59460, 59461, 59462, 59463, 59564	63	RJ14YC	---	---	---	.035
4.0HP							
	585270	63	RJ14YC	---	---	---	.030
	58580, 585250	63	RJ14YC	---	---	---	.035
3.6HP							
	58511, 58512	592M	RJ12C	511	J11C	---	.035
	58513, 58514	63	RJ14YC	---	---	---	.035
	6001, 60000	537	RH12	512	H12	---	.030
3.5HP							
	58510, 59860, 59861	592M	RJ12C	511	J11C	---	.035
	585230, 585240, 585241, 585280	63	RJ14YC	---	---	---	.030
	58542, 58550, 58560, 58562	63	RJ14YC	---	---	---	.035
	6003, 60020, 60030	537	RH12	512	H12	---	.030
	6091, 6094, 59900, 59501	846	CJ14	---	---	---	.030
3.0HP							
	585210, 585211, 585220	63	RJ14YC	---	---	---	.030
	58540, 58541, 58543, 58544	63	RJ14YC	---	---	---	.035
2.0HP							
	58241, 58250	592M	RJ12C	511	J11C	---	.030
1.2HP							
	585120, 585121	592M	RJ12C	511	J11C	---	.025
	585122	846	CJ14	---	---	---	.025
SKIPPER							
3.0HP							
1967-1962		592M	RJ12C	511	J11C	---	.035



Year	Model/Engine	Copper Plus®		Alternate Plug		Power Sport™	Gap
		Stk #	Plug Type	Stk #	Plug Type		
SOLO							
70HP							
1986		931M	QL82C	811M	L82C	---	.030
55HP							
1986		931M	QL82C	811M	L82C	---	.030
SPIRIT							
85HP							
1981-1979		883M	QL78C	807M	L78C	8883	.040
65HP							
1981-1977		883M	QL78C	807M	L78C	8883	.040
50HP							
1981-1977		883M	QL78C	807M	L78C	8883	.040
40HP							
1981-1980		883M	QL78C	807M	L78C	8883	.040
25HP							
1981-1976		931M	QL82C	811M	L82C	---	.040
20HP							
1981-1979		931M	QL82C	811M	L82C	---	.040
1978-1976		933M	QL86C	306	L86C	---	.025
16HP							
1981-1976		933M	QL86C	306	L86C	---	.025
9.9HP							
1980-1976		933M	QL86C	306	L86C	---	.025
9HP							
1981-1976		933M	QL86C	306	L86C	---	.025
8HP							
1981-1980		934M	QL87YC	312	L78YC	---	.030
7.5HP							
		933M	QL86C	306	L86C	---	.025
5HP							
1981-1978		934M	QL87YC	312	L78YC	---	.030
4.5HP							
1977-1976		933M	QL86C	306	L86C	---	.025
3.5HP							
1981-1979		934M	QL87YC	312	L78YC	---	.030
2HP							
1981-1979		896	L90C	---	---	---	.030
1978-1977		896	L90C	---	---	---	.025
SPRITE							
	J5	846	CJ14	---	---	---	.030
STAR							
90HP							
1984		883M	QL78C	807M	L78C	8883	.040
75HP							
1984		883M	QL78C	807M	L78C	8883	.040
50HP							
1984		931M	QL82C	811M	L82C	---	.040
35HP							
1984		931M	QL82C	811M	L82C	---	.040
SUZUKI							
225HP							
2003-1990	DT225 V6 EFI	883M	QL78C	807M	L78C	8883	.040
200HP							
1993-1986	DT200 V6 Carb.	883M	QL78C	807M	L78C	8883	.040
2001-1986	DT200 V6 EFI	883M	QL78C	807M	L78C	8883	.040
175HP							
1992-1987	DT175 V6	883M	QL78C	807M	L78C	8883	.040
150HP							
1994-1986	DT150 V6 Carb.	883M	QL78C	807M	L78C	8883	.040

**MARINE ENGINES - OUTBOARD**MOTEURS DE BATEAUX-HORS-BORD
MOTORES MARINOS-FUERA BORDA

Year	Model/Engine	Copper Plus®		Alternate Plug		Power Sport™	Gap
		Stk #	Plug Type	Stk #	Plug Type		
SUZUKI (cont)							
150HP							
2003-1993	DT150 V6 EFI	883M	QL78C	807M	L78C	8883	.040
2003-1993	DT150S V6 EFI	883M	QL78C	807M	L78C	8883	.040
140HP							
2004-2002	DF140 4-Cyl 4-Stroke	344	RC9YC	---	---	8344	.035
1996-1981	DT140 4-Cyl Carb.	883M	QL78C	807M	L78C	8883	.040
2001-1998	DT140 4-Cyl EFI	883M	QL78C	807M	L78C	8883	.040
1997	Jet 4-Cyl EFI EFI	883M	QL78C	807M	L78C	8883	.040
115HP							
2004-2001	DF115 4-Cyl 4-Stroke	344	RC9YC	---	---	8344	.035
1997-1981	DT115 4-Cyl Carb.	883M	QL78C	807M	L78C	8883	.040
2001-1996	DT115S 4-Cyl EFI	883M	QL78C	807M	L78C	8883	.040
100HP							
2001-1989	DT100 V4	883M	QL78C	807M	L78C	8883	.040
1991-1989	Jet	883M	QL78C	807M	L78C	8883	.040
90HP							
2004-2001	DF90 4-Cyl 4-Stroke	344	RC9YC	---	---	8344	.035
1997-1989	DT90 V4	883M	QL78C	807M	L78C	8883	.040
85HP							
2000-1996	DT85 3-Cyl	883M	QL78C	807M	L78C	8883	.040
1995-1979	DT85 3-Cyl	883M	QL78C	807M	L78C	8883	.035
1997-1995	Jet	883M	QL78C	807M	L78C	8883	.040
75HP							
1997-1983	DT75 3-Cyl	883M	QL78C	807M	L78C	8883	.040
70HP							
2004-1998	DF70 4-Cyl 4-Stroke	415	RN9YC	300	N9YC	8415	.040
65HP							
1982-1978	DT65 2-Cyl	883M	QL78C	807M	L78C	8883	.040
1997-1985	DT65 3-Cyl	883M	QL78C	807M	L78C	8883	.040
60HP							
2004-1998	DF60 4-Cyl 4-Stroke	415	RN9YC	300	N9YC	8415	.040
1984-1983	DT60	883M	QL78C	807M	L78C	8883	.040
1989	Jet	883M	QL78C	807M	L78C	8883	.040
55HP							
1997-1985	DT55 3-Cyl	883M	QL78C	807M	L78C	8883	.040
1997-1995	Jet	883M	QL78C	807M	L78C	8883	.040
50HP							
2004-1999	DF50 3-Cyl 4-Stroke	810	RA8HC	---	---	8812-1	.030
1984-1977	DT50	883M	QL78C	807M	L78C	8883	.040
40HP							
2009-1999	DF40 3-Cyl 4-Stroke	810	RA8HC	---	---	8812-1	.030
2013-2010	DF40A 57.4 CID 3-Cyl 4-Stroke	810	RA8HC	---	---	8812-1	.030
1998-1980	DT40 2-Cyl	883M	QL78C	807M	L78C	8883	.040
1996-1995	Jet	883M	QL78C	807M	L78C	8883	.040
35HP							
1989	DT35	931M	QL82C	811M	L82C	---	.040
1989	Jet	883M	QL78C	807M	L78C	8883	.040
30HP							
2004-2000	DF30 3-Cyl 4-Stroke	810	RA8HC	---	---	8812-1	.030
1997-1988	DT30C 3-Cyl	931M	QL82C	811M	L82C	---	.040
25HP							
2005-2000	DF25 3-Cyl 4-Stroke	810	RA8HC	---	---	8812-1	.030
2013-2006	DF25 32.8 CID V2 4-Stroke	71	RC12YC	---	---	8071	.030
1987-1977	DT25 2-Cyl	931M	QL82C	811M	L82C	---	.040
2000-1989	DT25C 3-Cyl	931M	QL82C	811M	L82C	---	.040
20HP							
1988-1977	DT20	931M	QL82C	811M	L82C	---	.040
16HP							
1982-1977	T16	933M	QL86C	306	L86C	---	.030
15HP							
2013-2005	DF15 2-Cyl 4-Stroke	71	RC12YC	---	---	8071	.040



Year	Model/Engine	Copper Plus®		Alternate Plug		Power Sport™	Gap
		Stk #	Plug Type	Stk #	Plug Type		
SUZUKI (cont)							
2004-1997	DF15 2-Cyl 4-Stroke	810	RA8HC	---	---	8812-1	.040
1988-1983	DT15	933M	QL86C	306	L86C	---	.030
1997-1989	DT15C 2-Cyl	931M	QL82C	811M	L82C	---	.040
9.9HP							
2013-2005	DF9.9 2-Cyl 4-Stroke	71	RC12YC	---	---	8071	.040
2004-1997	DF9.9 2-Cyl 4-Stroke	810	RA8HC	---	---	8812-1	.040
2013-2011	DF9.9A 12.7 CID 2-Cyl 4-Stroke	654	G59C	---	---	---	.040
2010	DF9.9A 12.7 CID 2-Cyl 4-Stroke	654	G59C	---	---	---	.032
1987-1977	DT9	933M	QL86C	306	L86C	---	.030
1997-1977	DT9.9C (Sail) 2-Cyl	933M	QL86C	306	L86C	---	.030
1997-1988	DT9.9C 2-Cyl	931M	QL82C	811M	L82C	---	.030
8.0HP							
2013-2011	DF8A 2-Cyl 4-Stroke	654	G59C	---	---	---	.040
2010	DF8A 2-Cyl 4-Stroke	654	G59C	---	---	---	.032
1987-1980	DT8 2-Cyl	934M	QL87YC	312	L78YC	---	.030
1997-1988	DT8C (Sail) 2-Cyl	934M	QL87YC	312	L78YC	---	.030
7.5HP							
1979-1977	DT7.5	933M	QL86C	306	L86C	---	.030
6.0HP							
2010-2003	DF6 4-Stroke OHV	415	RN9YC	300	N9YC	8415	.030
2002-1986	DT6 2-Cyl	934M	QL87YC	312	L78YC	---	.040
1985-1984	DT6 2-Cyl	934M	QL87YC	312	L78YC	---	.030
5HP							
1983-1978	DT5	934M	QL87YC	312	L78YC	---	.030
2001-1999	DT5Y	932M	QL82YC	328	L82YC	8814	.040
4.5HP							
1977	DT4.5	933M	QL86C	306	L86C	---	.030
4.0HP							
2010-2003	DF4 4-Stroke OHV	415	RN9YC	300	N9YC	8415	.030
1998-1985	DT4	934M	QL87YC	312	L78YC	---	.030
3.5HP							
1984-1979	DT3.5	934M	QL87YC	312	L78YC	---	.030
2.2HP							
1997	DT2.2	896	L90C	---	---	---	.030
2HP							
1996-1977	DT2	896	L90C	---	---	---	.030
TANAKA							
1992	Bumble Bee	870	RDJ6J	851	DJ6J	---	.025
5.5HP							
1987-1984	550L	932M	QL82YC	328	L82YC	8814	.025
1987-1984	TOB-550	932M	QL82YC	328	L82YC	8814	.025
3.0HP							
1999-1982	TOB-300	840	RCJ8	843	CJ8	---	.025
2.5HP							
1979-1973	TOB-25	840	RCJ8	843	CJ8	---	.025
1.75HP							
1991-1982	TOB-175	840	RCJ8	843	CJ8	---	.025
1.5HP							
	TOB-150	840	RCJ8	843	CJ8	---	.025
1.2HP							
1997-1982	120B, 120C	840	RCJ8	843	CJ8	---	.025
1997-1982	TOB-120	840	RCJ8	843	CJ8	---	.025
TAS							
See TANAKA							
TERRY TROLLER							
	T4T	592M	RJ12C	511	J11C	---	.025
	T5T	537	RH12	512	H12	---	.025

**MARINE ENGINES - OUTBOARD**MOTEURS DE BATEAUX-HORS-BORD
MOTORES MARINOS-FUERA BORDA

Year	Model/Engine	Copper Plus®		Alternate Plug		Power Sport™	Gap
		Stk #	Plug Type	Stk #	Plug Type		
TOHATSU							
140HP							
	M140A, M140A2 1768CC L4 2-Stroke	883M	QL78C	807M	L78C	8883	.040
120HP							
	M120A, M120A2 1768CC L4 2-Stroke	883M	QL78C	807M	L78C	8883	.040
115HP							
	M115A, M115A2, M115AEPTO 107.89 CID L4 2-Stroke	883M	QL78C	807M	L78C	8883	.040
90HP							
	M90A 3-Cyl	883M	QL78C	807M	L78C	8883	.040
70HP							
	M70A, M70A2, M70B 57.2 CID L2 2-Stroke	883M	QL78C	807M	L78C	8883	.040
	M70A, M70A2, M70B 57.2 CID L3 2-Stroke	883M	QL78C	807M	L78C	8883	.040
	M70A, M70A2, M70B 57.2 CID L3 2-Stroke	883M	QL78C	807M	L78C	8883	.040
2007-2003	M70C L3 2-Stroke	883M	QL78C	807M	L78C	8883	.040
60HP							
	M60A, M60B 57.2 CID L2 2-Stroke	883M	QL78C	807M	L78C	8883	.040
	M60A, M60B 57.2 CID L3 2-Stroke	883M	QL78C	807M	L78C	8883	.040
2007-2003	M60C L3 2-Stroke	883M	QL78C	807M	L78C	8883	.040
55HP							
	M55A 3-Cyl	883M	QL78C	807M	L78C	8883	.040
	M55B 57.2 CID L3 2-Stroke	883M	QL78C	807M	L78C	8883	.040
2006-2004	M55B L2 2-Stroke	883M	QL78C	807M	L78C	8883	.040
50HP							
	M50C, M50D, M50D2 749CC L2 2-Stroke	883M	QL78C	807M	L78C	8883	.040
	M50C, M50D, M50D2 L3 2-Stroke	883M	QL78C	807M	L78C	8883	.040
40HP							
	M40A	933M	QL86C	306	L86C	---	.040
	M40D, M40D2 3-Cyl	931M	QL82C	811M	L82C	---	.040
35HP							
	M35A	932M	QL82YC	328	L82YC	8814	.040
30HP							
	M30A, M30A3, M30A4 2-Cyl	931M	QL82C	811M	L82C	---	.040
25HP							
	M25C, M25C2, M25C3, M25C4 2-Cyl 2-Stroke	874M	RL82C	811M	L82C	---	.040
	M25D L3 2-Stroke	874M	RL82C	811M	L82C	---	.040
	M40C 2-Cyl	934M	QL87YC	312	L78YC	---	.040
20HP							
	B30C	933M	QL86C	306	L86C	---	.040
	M20	931M	QL82C	811M	L82C	---	.030
18HP							
2007-2004	18E, 18EF, 18EP 17.9 CID L2 2-Stroke	931M	QL82C	811M	L82C	---	.039
	M18D, M18A, M18C2 2-Cyl	931M	QL82C	811M	L82C	---	.030
	M18E2	932M	QL82YC	328	L82YC	8814	.030
16HP							
	M16	931M	QL82C	811M	L82C	---	.030
15HP							
2007-2004	15D, 15D EF, 15D EP 15.1 CID L2 2-Stroke	931M	QL82C	811M	L82C	---	.039
	M15C, M15A, M15B2 2-Cyl	931M	QL82C	811M	L82C	---	.030
	M15D2	932M	QL82YC	328	L82YC	8814	.030
2003-2000	MFS15A 2-Cyl OHV	810	RA8HC	---	---	8812-1	.025
13HP							
	M13 2-Cyl	931M	QL82C	811M	L82C	---	.030
12HP							
	B18C	933M	QL86C	306	L86C	---	.030
	M12B	931M	QL82C	811M	L82C	---	.030
9.9HP							
2007-2003	9.9D, 9.9D EF, 9.9D EP 15.1 CID L2 2-Stroke	931M	QL82C	811M	L82C	---	.039
	M9.9C, M9.9B2 2-Cyl	931M	QL82C	811M	L82C	---	.030
2003-2000	MFS9.9A 2-Cyl OHV	810	RA8HC	---	---	8812-1	.025
9.8HP							
	B18D	933M	QL86C	306	L86C	---	.030



Year	Model/Engine	Copper Plus®		Alternate Plug		Power Sport™	Gap
		Stk #	Plug Type	Stk #	Plug Type		
TOHATSU (cont)							
9.8HP							
	M9.8B, 9.8BEF, 9.8BEP L2 2-Stroke	932M	QL82YC	328	L82YC	8814	.040
8HP							
	B13B	933M	QL86C	306	L86C	---	.030
	M8A 2-Cyl	929	RL95YC	---	---	---	.030
	M8B, 8BEF, 8BEP 169CC L2 2-Stroke	932M	QL82YC	328	L82YC	8814	.040
5HP							
	B9B	933M	QL86C	306	L86C	---	.030
	M5B, M5BS	814	RL82YC	328	L82YC	---	.039
2003-1999	M5C 1-Cyl OHV	810	RA8HC	---	---	8812-1	.025
2003-1999	MFS5A 1-Cyl OHV	810	RA8HC	---	---	8812-1	.025
4HP							
2003-2002	MFS4A 1-Cyl OHV	810	RA8HC	---	---	8812-1	.025
3.5HP							
	M3.5A, M3.5B	934M	QL87YC	312	L78YC	---	.030
	M3.5A2, M3.5B2 74.6CC 1-Cyl 2-Stroke	327	RL87YC	312	L78YC	---	.040
2.5HP							
2003-1980	M2.5A	934M	QL87YC	312	L78YC	---	.030
	M2.5A2 74.6CC 1-Cyl 2-Stroke	327	RL87YC	312	L78YC	---	.040
TOMOS							
5HP							
		806	L92YC	---	---	---	.030
4HP							
		806	L92YC	---	---	---	.030
TRITON							
7.5HP							
		14	RJ12YC	10	J12YC	---	.030
5.5HP							
		14	RJ12YC	10	J12YC	---	.030
4HP							
		14	RJ12YC	10	J12YC	---	.030
VIKING							
55HP							
1971-1968		931M	QL82C	811M	L82C	---	.040
50HP							
1967-1965		592M	RJ12C	511	J11C	---	.040
35HP							
1971-1968		931M	QL82C	811M	L82C	---	.040
1967-1965		592M	RJ12C	511	J11C	---	.040
20HP							
1971-1968		931M	QL82C	811M	L82C	---	.040
1967-1965		592M	RJ12C	511	J11C	---	.040
15HP							
1971-1966		537	RH12	512	H12	---	.030
1965		592M	RJ12C	511	J11C	---	.040
9.6HP							
1971-1968		931M	QL82C	811M	L82C	---	.030
9.2HP							
1970-1966		592M	RJ12C	511	J11C	---	.030
9HP							
1965		537	RH12	512	H12	---	.030
6HP							
1971-1966		537	RH12	512	H12	---	.030
1965		592M	RJ12C	511	J11C	---	.040
3.5HP							
1971-1966		537	RH12	512	H12	---	.030
1965		592M	RJ12C	511	J11C	---	.040

**MARINE ENGINES - OUTBOARD**MOTEURS DE BATEAUX-HORS-BORD
MOTORES MARINOS-FUERA BORDA

Year	Model/Engine	Copper Plus®		Alternate Plug		Power Sport™	Gap
		Stk #	Plug Type	Stk #	Plug Type		
VOLVO PENTA							
1974-1970	120	933M	QL86C	306	L86C	---	.040
1979-1970	140	933M	QL86C	306	L86C	---	.040
1979-1976	200	883M	QL78C	807M	L78C	8883	.040
1975	250	883M	QL78C	807M	L78C	8883	.040
1974-1970	252	932M	QL82YC	328	L82YC	8814	.040
1974-1970	35	931M	QL82C	811M	L82C	---	.040
1976-1975	350	883M	QL78C	807M	L78C	8883	.040
1974-1970	360	931M	QL82C	811M	L82C	---	.040
1979-1970	39	931M	QL82C	811M	L82C	---	.040
1974-1970	40	931M	QL82C	811M	L82C	---	.040
1976-1970	450	883M	QL78C	807M	L78C	8883	.040
1974-1970	50	931M	QL82C	811M	L82C	---	.040
1974-1970	50a	931M	QL82C	811M	L82C	---	.040
1979-1975	51	931M	QL82C	811M	L82C	---	.040
1974-1970	550X	883M	QL78C	807M	L78C	8883	.040
1979-1978	60	931M	QL82C	811M	L82C	---	.040
1976-1970	600	883M	QL78C	807M	L78C	8883	.040
1979-1970	700	883M	QL78C	807M	L78C	8883	.040
1974-1970	80	933M	QL86C	306	L86C	---	.040
1979-1970	90	933M	QL86C	306	L86C	---	.040
1974-1970	U22	931M	QL82C	811M	L82C	---	.040
VOYAGER							
	1VA, 1VB	541	RD16	516	D16	---	.030
	2VA, V2L, V2LL, V2N	541	RD16	516	D16	---	.030
	V3LGS, V3LLGS, V3NGS	592M	RJ12C	511	J11C	---	.030
	V4GS	541	RD16	516	D16	---	.030
	V4LLGS, V4NGS	592M	RJ12C	511	J11C	---	.030
	V6LLGS, V6NGS 6-Cyl	592M	RJ12C	511	J11C	---	.030
5HP							
1961		592M	RJ12C	511	J11C	---	.030
3HP							
1961		592M	RJ12C	511	J11C	---	.030
VOYAGEUR							
See <i>FIAT NAUTICA</i>							
WARDS							
See <i>SEA-KING (Montgomery-Ward)</i>							
WEST BEND							
80HP							
1965-1961		592M	RJ12C	511	J11C	---	.040
50HP							
1965-1964		592M	RJ12C	511	J11C	---	.040
45HP							
1965-1961		592M	RJ12C	511	J11C	---	.040
40HP							
1962-1961		592M	RJ12C	511	J11C	---	.040
1960-1958		537	RH12	512	H12	---	.040
35HP							
1965-1964		592M	RJ12C	511	J11C	---	.040
1960-1958		537	RH12	512	H12	---	.040
30HP							
1963-1956		537	RH12	512	H12	---	.040
25HP							
1963-1956		537	RH12	512	H12	---	.040
20HP							
1965-1961		592M	RJ12C	511	J11C	---	.040
18HP							
1962-1960		592M	RJ12C	511	J11C	---	.040
16HP							
1960-1958		537	RH12	512	H12	---	.040



Year	Model/Engine	Copper Plus®		Alternate Plug		Power Sport™	Gap
		Stk #	Plug Type	Stk #	Plug Type		
WEST BEND (cont)							
12HP							
1963-1958		537	RH12	512	H12	---	.040
10HP							
1965-1962		537	RH12	512	H12	---	.040
9HP							
1965-1962		537	RH12	512	H12	---	.030
8HP							
1960		537	RH12	512	H12	---	.030
7.5HP							
1963-1956		537	RH12	512	H12	---	.030
6HP							
1965-1963		537	RH12	512	H12	---	.030
1961		537	RH12	512	H12	---	.030
3.5HP							
1965-1962		537	RH12	512	H12	---	.030
2HP							
1961-1950		537	RH12	512	H12	---	.030
WESTERN AUTO							
See <i>WIZARD</i>							
WHITE AUTO STORES (SEAHAWK)							
15HP							
1974-1972		63	RJ14YC	---	---	---	.040
9.9HP							
1974-1972		63	RJ14YC	---	---	---	.040
7.5HP							
1975-1972		63	RJ14YC	---	---	---	.030
7HP							
1974-1972		63	RJ14YC	---	---	---	.030
5.5HP							
1975		63	RJ14YC	---	---	---	.030
5HP							
1974-1972		63	RJ14YC	---	---	---	.030
4.5HP							
1975		63	RJ14YC	---	---	---	.030
WHITEHEAD							
See <i>FIAT NAUTICA</i>							
WITJO							
5HP							
1961		592M	RJ12C	511	J11C	---	.030
3HP							
1961		592M	RJ12C	511	J11C	---	.030
WIZARD							
60HP							
1964-1959		592M	RJ12C	511	J11C	---	.040
40HP							
1964-1959		592M	RJ12C	511	J11C	---	.040
35HP							
	OC3585	541	RD16	516	D16	---	.040
25HP							
1964-1959		592M	RJ12C	511	J11C	---	.040
	WA25, WA25E	592M	RJ12C	511	J11C	---	.040
20HP							
1971-1968		931M	QL82C	811M	L82C	---	.040
1967-1965		592M	RJ12C	511	J11C	---	.040
15HP							
	OC1575, OC1585	537	RH12	512	H12	---	.030
14HP							
1964-1959		592M	RJ12C	511	J11C	---	.040

**MARINE ENGINES - OUTBOARD**MOTEURS DE BATEAUX-HORS-BORD
MOTORES MARINOS-FUERA BORDA

Year	Model/Engine	Copper Plus®		Alternate Plug		Power Sport™	Gap
		Stk #	Plug Type	Stk #	Plug Type		
WIZARD (cont)							
12HP							
1964-1959		592M	RJ12C	511	J11C	---	.040
	WN7, WN7A	592M	RJ12C	511	J11C	---	.040
10HP							
1964-1959		537	RH12	512	H12	---	.030
	WF7, WG7, WG7A, WH7, WJ7, WK7, WM7, WM7A	592M	RJ12C	511	J11C	---	.040
9.9HP							
1978-1970		63	RJ14YC	---	---	---	.030
9.2HP							
1971-1966		592M	RJ12C	511	J11C	---	.030
9HP							
1965		537	RH12	512	H12	---	.030
7.5HP							
1979-1970		63	RJ14YC	---	---	---	.030
1964-1959		537	RH12	512	H12	---	.030
7HP							
1974-1969		63	RJ14YC	---	---	---	.030
6HP							
1971-1959		537	RH12	512	H12	---	.030
	WD4, WD4S, WF4, WG4	592M	RJ12C	511	J11C	---	.030
5.5HP							
1979-1975		63	RJ14YC	---	---	---	.030
	OC575, OC585	592M	RJ12C	511	J11C	---	.030
5.0HP							
1979-1977		63	RJ14YC	---	---	---	.030
5HP							
1974-1970		63	RJ14YC	---	---	---	.030
1969		592M	RJ12C	511	J11C	---	.030
	WH6, WH6A, WH6-1	592M	RJ12C	511	J11C	---	.030
4.5HP							
1975		63	RJ14YC	---	---	---	.030
3.5HP							
1974-1970		63	RJ14YC	---	---	---	.030
1969-1959		537	RH12	512	H12	---	.030
3.2HP							
	WD3, WD3S	592M	RJ12C	511	J11C	---	.030
3.0HP							
1976		63	RJ14YC	---	---	---	.030
YAMAHA							
300HP							
2004	LZ300, VZ300, Z300	71	RC12YC	---	---	8071	.040
250HP							
1999-1990	250SW	883M	QL78C	807M	L78C	8883	.040
2005	F250 EFI	975	REC10YC4	---	---	---	.044
1999-1990	L250	883M	QL78C	807M	L78C	8883	.040
2002-1998	L250 EFI	828M	QL77JC4	821M	L77JC4	8883	.040
2002-1998	LX250 EFI	828M	QL77JC4	821M	L77JC4	8883	.040
2004-2002	LZ250	71	RC12YC	---	---	8071	.040
2002-1998	S250 EFI	828M	QL77JC4	821M	L77JC4	8883	.040
1999-1998	SW EFI	828M	QL77JC4	821M	L77JC4	8883	.040
2002-1998	SX250 EFI	828M	QL77JC4	821M	L77JC4	8883	.040
2005-2002	V Max OX66 EFI	828M	QL77JC4	821M	L77JC4	8883	.040
1999-1998	V76 EFI	828M	QL77JC4	821M	L77JC4	8883	.040
1999-1998	VMAX EFI	828M	QL77JC4	821M	L77JC4	8883	.040
2004	VX250	828M	QL77JC4	821M	L77JC4	8883	.040
2005-2002	VX250 EFI	828M	QL77JC4	821M	L77JC4	8883	.040
2004-2002	VZ250	71	RC12YC	---	---	8071	.040
2004-2002	Z250	71	RC12YC	---	---	8071	.040
225HP							
1999-1994	225SW 3.1L	828M	QL77JC4	821M	L77JC4	8883	.040



Year	Model/Engine	Copper Plus®		Alternate Plug		Power Sport™	Gap
		Stk #	Plug Type	Stk #	Plug Type		
YAMAHA (cont)							
225HP							
1999-1987	Excel 2.1L V6	883M	QL78C	807M	L78C	8883	.040
2005-2002	F225 EFI	975	REC10YC4	---	---	---	.044
1999-1994	L225 3.1L	828M	QL77JC4	821M	L77JC4	8883	.040
2002-2000	L225, LX225 EFI	828M	QL77JC4	821M	L77JC4	8883	.040
2002-2000	S225, SX225 EFI	828M	QL77JC4	821M	L77JC4	8883	.040
2005-1998	SW EFI	828M	QL77JC4	821M	L77JC4	8883	.040
2005-1998	V76 EFI	828M	QL77JC4	821M	L77JC4	8883	.040
1999-1994	V76X 3.1L	828M	QL77JC4	821M	L77JC4	8883	.040
2005-1998	VMAX EFI	828M	QL77JC4	821M	L77JC4	8883	.040
2004-2000	VX225 EFI	828M	QL77JC4	821M	L77JC4	8883	.040
2004-2003	VZ225	71	RC12YC	---	---	8071	.040
220HP							
1986-1984	Special V6	883M	QL78C	807M	L78C	8883	.040
200HP							
2005-2000	200 Carb. EFI	883M	QL78C	807M	L78C	8883	.040
2005-1991	200 VMAX	883M	QL78C	807M	L78C	8883	.040
2005-2000	200SW Carb. EFI	883M	QL78C	807M	L78C	8883	.040
2005-2002	F200 4-Stroke	975	REC10YC4	---	---	---	.044
2011-2006	F200TXR, LF200TXR 204.6 CID V6 4-Stroke	975	REC10YC4	---	---	---	.044
1998-1986	L200	883M	QL78C	807M	L78C	8883	.040
2000-1999	LX200 EFI	883M	QL78C	807M	L78C	8883	.040
2004-2000	LZ200 MPDI	430	RC9YC4	---	---	8344	.040
2000-1999	SX200 EFI	883M	QL78C	807M	L78C	8883	.040
2004-2000	VX200 EFI	883M	QL78C	807M	L78C	8883	.040
2004	VZ200	344	RC9YC	---	---	8344	.040
2004-2000	Z200 MPDI	430	RC9YC4	---	---	8344	.040
200HP JET DRIVE							
1995-1987	140	883M	QL78C	807M	L78C	8883	.040
175HP							
2000-1984	175	883M	QL78C	807M	L78C	8883	.040
2002-1992	175 VMAX	883M	QL78C	807M	L78C	8883	.040
2000-1984	175SW	883M	QL78C	807M	L78C	8883	.040
1996-1994	P175	883M	QL78C	807M	L78C	8883	.040
2004-2001	VZ175 HPDI	344	RC9YC	---	---	8344	.040
2004-2001	Z175 HPDI	344	RC9YC	---	---	8344	.040
150HP							
1995-1984	150	883M	QL78C	807M	L78C	8883	.040
2004-1996	150 Carb.	931M	QL82C	811M	L82C	---	.040
2002-1997	150 VMAX	883M	QL78C	807M	L78C	8883	.040
1995-1986	150SW	883M	QL78C	807M	L78C	8883	.040
2004-1996	150SW Carb.	931M	QL82C	811M	L82C	---	.040
2005-1999	150SW EFI	931M	QL82C	811M	L82C	---	.040
1999-1998	D150 Carb.	931M	QL82C	811M	L82C	---	.040
1999	D150 EFI	931M	QL82C	811M	L82C	---	.040
2003-1999	DX150 EFI	931M	QL82C	811M	L82C	---	.040
2006	F150 (Jet Drive) 163 CID L4 4-Stroke	975	REC10YC4	---	---	---	.044
2005-2004	F150 4-Stroke	975	REC10YC4	---	---	---	.044
2013-2007	F90 (Jet Drive) 163 CID L4 4-Stroke	975	REC10YC4	---	---	---	.044
1995-1986	L150	883M	QL78C	807M	L78C	8883	.040
2004-1996	L150 Carb.	931M	QL82C	811M	L82C	---	.040
2005-2004	LF150 4-Stroke	975	REC10YC4	---	---	---	.044
2003-1999	LX150 EFI	883M	QL78C	807M	L78C	8883	.025
2004-2000	LZ150 MPDI	71	RC12YC	---	---	8071	.044
1998-1986	P150	883M	QL78C	807M	L78C	8883	.040
2004-1996	P150 Carb.	931M	QL82C	811M	L82C	---	.040
2005-1999	P150 EFI	931M	QL82C	811M	L82C	---	.040
1998-1986	Pro V 150	883M	QL78C	807M	L78C	8883	.040
1999	PX150 EFI	883M	QL78C	807M	L78C	8883	.025
2003-1999	SX150 EFI	883M	QL78C	807M	L78C	8883	.025
2004	V150 2.6L V6	931M	QL82C	811M	L82C	---	.040

**MARINE ENGINES - OUTBOARD**MOTEURS DE BATEAUX-HORS-BORD
MOTORES MARINOS-FUERA BORDA

Year	Model/Engine	Copper Plus®		Alternate Plug		Power Sport™	Gap
		Stk #	Plug Type	Stk #	Plug Type		
YAMAHA (cont)							
150HP							
2000	VX150 EFI	71	RC12YC	---	---	8071	.044
2004-2000	VZ150 EFI	71	RC12YC	---	---	8071	.044
2004-2000	Z150 MPDI	71	RC12YC	---	---	8071	.044
130HP							
2002-1989	130	883M	QL78C	807M	L78C	8883	.040
2002-1989	130SW	883M	QL78C	807M	L78C	8883	.040
2003-1994	C130	828M	QL77JC4	821M	L77JC4	8883	.040
2002-1989	L130	883M	QL78C	807M	L78C	8883	.040
2003-1994	S130	828M	QL77JC4	821M	L77JC4	8883	.040
115HP							
2005-1984	115	883M	QL78C	807M	L78C	8883	.040
2005-1984	115SW	883M	QL78C	807M	L78C	8883	.040
1999-1984	B115 Inshore	883M	QL78C	807M	L78C	8883	.040
2005-2000	F115 4-Stroke EFI	975	REC10YC4	---	---	---	.044
2005-2000	LF115 4-Stroke EFI	975	REC10YC4	---	---	---	.044
2005-1984	P115	883M	QL78C	807M	L78C	8883	.040
100HP							
2002-1999	F100 4-Stroke	975	REC10YC4	---	---	---	.044
90HP							
2004-1984	B90	883M	QL78C	807M	L78C	8883	.040
2004-1984	C90	883M	QL78C	807M	L78C	8883	.040
2013-2006	F90 (Jet Drive) 97 CID L4 4-Stroke	975	REC10YC4	---	---	---	.044
2005-2003	F90 4-Stroke	975	REC10YC4	---	---	---	.044
2013-2006	F90 97 CID L4 4-Stroke	975	REC10YC4	---	---	---	.044
80HP							
2002-1999	F80 4-Stroke	975	REC10YC4	---	---	---	.044
75HP							
2005-2003	F75 4-Stroke	975	REC10YC4	---	---	---	.044
2013-2006	F75 97 CID L4 4-Stroke	975	REC10YC4	---	---	---	.044
1999-1996	Pro 75	883M	QL78C	807M	L78C	8883	.040
70HP							
2004-1984		883M	QL78C	807M	L78C	8883	.040
2000	C70	883M	QL78C	807M	L78C	8883	.040
60HP							
2005-2002	F60 4-Stroke	810	RA8HC	---	---	8812-1	.040
1999-1991	Pro 60 6-Cyl	883M	QL78C	807M	L78C	8883	.040
2005-2002	T60 4-Stroke	810	RA8HC	---	---	8812-1	.040
50HP							
2005-1995	F50 4-Stroke	810	RA8HC	---	---	8812-1	.040
1997-1984	Pro	883M	QL78C	807M	L78C	8883	.040
1996-1987	Pro 50	883M	QL78C	807M	L78C	8883	.040
2005-1995	T50 4-Stroke	810	RA8HC	---	---	8812-1	.040
40HP							
2004-1984		931M	QL82C	811M	L82C	---	.040
2005-1999	F40 4-Stroke	810	RA8HC	---	---	8812-1	.040
30HP							
2002-1984		931M	QL82C	811M	L82C	---	.040
2005-2001	F30 4-Stroke	810	RA8HC	---	---	8812-1	.035
25HP							
2004-1984	2-Cyl 2-Stroke	931M	QL82C	811M	L82C	---	.040
2004-1984	3-Cyl 2-Stroke	931M	QL82C	811M	L82C	---	.040
2005-1998	F25, T25 4-Stroke	810	RA8HC	---	---	8812-1	.035
20HP							
1997-1996	20	931M	QL82C	811M	L82C	---	.040
15HP							
2004-1984	15 2-Stroke	931M	QL82C	811M	L82C	---	.040
2005-1999	F15 4-Stroke	810	RA8HC	---	---	8812-1	.040
9.9HP							
2004-1984	2-Stroke	931M	QL82C	811M	L82C	---	.040



Year	Model/Engine	Copper Plus®		Alternate Plug		Power Sport™	Gap
		Stk #	Plug Type	Stk #	Plug Type		
YAMAHA (cont)							
9.9HP							
2013-2006	F9.9, T9.9 12.9 CID L2 4-Stroke	933M	QL86C	306	L86C	---	.035
2005-1985	F9.9, T9.9 4-Stroke	808	Z9Y	---	---	---	.024
9HP							
2004-1984	2-Cyl 2-Stroke	896	L90C	---	---	---	.025
8HP							
2004-1986	2-Cyl 2-Stroke	896	L90C	---	---	---	.025
2013-2012	F8 12.0 CID L2 4-Stroke	933M	QL86C	306	L86C	---	.040
2011-2006	F8, T8 12.0 CID L2 4-Stroke	933M	QL86C	306	L86C	---	.040
2002-2001	F8, T8 4-Stroke	931M	QL82C	811M	L82C	---	.040
2005-2003	F8, T8 L2 4-Stroke	931M	QL82C	811M	L82C	---	.040
6HP							
2005-1986	F6 4-Stroke	931M	QL82C	811M	L82C	---	.040
5HP							
2002-1984		931M	QL82C	811M	L82C	---	.025
4HP							
1999-1984		933M	QL86C	306	L86C	---	.025
2005-1999	F4 4-Stroke	933M	QL86C	306	L86C	---	.025
3HP							
2002-1988		933M	QL86C	306	L86C	---	.040
2.5HP							
2013-2006	F2.5 1-Cyl 4-Stroke	933M	QL86C	306	L86C	---	.024
2005-2003	F2.5 1-Cyl 4-Stroke	933M	QL86C	306	L86C	---	.030
2HP							
2002-1984		896	L90C	---	---	---	.025
ZUNDAPP							
5HP							
		933M	QL86C	306	L86C	---	.025



Year	Model/Engine	Copper Plus®		Alternate Plug		Power Sport™	Gap
		Stk #	Plug Type	Stk #	Plug Type		
ALIEN							
	Submarine Kawasaki 750CC Twin	818	RN2C	805	N2C	8902	.030
AQUABUG							
3HP							
	Superbug 300	592M	RJ12C	511	J11C	----	.030
1.75HP							
	Superbug 175	592M	RJ12C	511	J11C	----	.030
1.2HP							
	Aquabug 120	592M	RJ12C	511	J11C	----	.030
AQUAJET							
	WX-Series 1250CC	818	RN2C	805	N2C	8902	.030
	WX-Series 850CC	818	RN2C	805	N2C	8902	.030
AQUASCOOTER							
	JLO	896	L90C	---	---	----	.025
DOLPHIN							
12HP							
	Mark 7 Auxiliary	123	RN5C	120	N5C	----	.025
FREEDOM IND/AQUA-JET							
	Solution Sx1 432CC	104	RN4C	803	N4C	----	.030
FUN BOATS							
60HP							
	Pump'r	883M	QL78C	807M	L78C	8883	.030
HONDA							
2005-2002	AquaTrax F-12, F-12X, R-12, R-12X 1235CC 4-Stroke	653	G57C	---	---	----	.030
2005	GPScape 1235CC	653	G57C	---	---	----	.030
HYDRO-DISC							
50HP							
		818	RN2C	805	N2C	8902	.035
IMC							
	IMC 1300CC	818	RN2C	805	N2C	---	.030
	IMC 850CC	818	RN2C	805	N2C	---	.030
JET BREEZE							
50HP							
	Hurricane	818	RN2C	805	N2C	8902	.030
KAWASAKI (JET-SKI)							
2003	1100 Zxi 1071CC	818	RN2C	805	N2C	8902	.028
2001-2000	1100DI 1100CC	318	RC12MC4	---	---	----	.030
2005-2002	1200 STX-R 1176CC	818	RN2C	805	N2C	8902	.028
2002	750 SXi Pro 744CC	818	RN2C	805	N2C	8902	.028
2004-2000	B 1176CC	818	RN2C	805	N2C	8902	.030
1996-1986	JB650 650CC	415	RN9YC	300	N9YC	8415	.030
	Jet Mate	104	RN4C	803	N4C	----	.030
1996-1986	JF650 650CC	415	RN9YC	300	N9YC	8415	.030
2001-1996	JH1100 1100CC	415	RN9YC	300	N9YC	8415	.030
2004-2001	JH1100-B Ultra 130 DI 1100CC	344	RC9YC	---	---	8344	.032
2004-2000	JH1200A 1176CC	818	RN2C	805	N2C	8902	.030
1999-1992	JH750 750CC	415	RN9YC	300	N9YC	8415	.030
1999-1995	JH900 900CC	415	RN9YC	300	N9YC	8415	.030
1996-1986	JL650 650CC	415	RN9YC	300	N9YC	8415	.030
1991-1986	JS300, JS300SX 300CC	104	RN4C	803	N4C	----	.030
1976-1974	JS400, JS400A 400CC	104	RN4C	803	N4C	----	.030
1992-1977	JS440 440CC	104	RN4C	803	N4C	----	.030
1995-1982	JS550 550CC	415	RN9YC	300	N9YC	8415	.030
1996-1986	JS650 650CC	415	RN9YC	300	N9YC	8415	.030
2002-1992	JS750 750CC	415	RN9YC	300	N9YC	8415	.030
2005-2003	JS800A 782CC	818	RN2C	805	N2C	8902	.032
1999-1996	JT1100 1100CC	415	RN9YC	300	N9YC	8415	.030
2003	JT1100-G STX DI 1100CC	344	RC9YC	---	---	8344	.032



Year	Model/Engine	Copper Plus®		Alternate Plug		Power Sport™	Gap
		Stk #	Plug Type	Stk #	Plug Type		
KAWASAKI (JET-SKI) (cont)							
2001-2000	JT1100C 1100CC	318	RC12MC4	---	---	----	.030
2005-2004	JT1500 STX-15F 1500CC	653	G57C	---	---	----	.028
1999-1992	JT750 750CC	415	RN9YC	300	N9YC	8415	.030
2002-1995	JT900 900CC	415	RN9YC	300	N9YC	8415	.030
2002	JT900-B4 STS 899CC	818	RN2C	805	N2C	8902	.028
2002	JT900-C2 STX 891CC	818	RN2C	805	N2C	8902	.028
2005-2003	JT900-D STX 900CC	818	RN2C	805	N2C	8902	.032
2005-2003	STX12F 1199CC 4-Stroke	818	RN2C	805	N2C	8902	.030
2005-2003	SX-R 782CC	818	RN2C	805	N2C	8902	.032
2005-2002	Ultra 150 1176CC	818	RN2C	805	N2C	8902	.028
NAUTICA							
120HP							
	Mercury	828M	QL77JC4	821M	L77JC4	8883	.030
90HP							
	Mercury	828M	QL77JC4	821M	L77JC4	8883	.030
POLARIS							
1998	Deluxe 700CC	339	RN6YC	---	---	8339	.028
2004-2002	Freedom 700CC	339	RN6YC	---	---	8339	.024
2004-1999	Genesis 1165CC	339	RN6YC	---	---	8339	.028
2004-1999	Genesis 1165CC Ficht Fuel inj.	958	QC10PEP	---	---	----	.028
1998-1996	Hurricane 700CC	339	RN6YC	---	---	8339	.028
2004-2003	MSX 110 750CC SO Turbo 4-Stroke	344	RC9YC	---	---	8344	.044
2004-2003	MSX 140 1192CC Ficht Fuel inj.	958	QC10PEP	---	---	----	.028
2004-2003	MSX 150 750CC HO Turbo 4-Stroke	344	RC9YC	---	---	8344	.044
2004-2002	Octane 777CC Carb.	895	QN84	---	---	----	.028
2001-2000	Pro 1200 1165CC	339	RN6YC	---	---	8339	.028
2000-1999	Pro 785 779CC	818	RN2C	805	N2C	8902	.028
1995-1992	SL-650 650CC STD	332	RN7YC	813	N7YC	8332	.028
2001-1996	SL-700, SLH-700, SLR-700, SLTH-700 700CC	339	RN6YC	---	---	8339	.028
1995-1993	SL-750, SLT-750 750CC	332	RN7YC	813	N7YC	8332	.028
1998-1996	SL-780, SLT-780, SLX-780 780CC	339	RN6YC	---	---	8339	.028
1998-1996	SL-900 900CC	339	RN6YC	---	---	8339	.028
1999-1996	SLT-1050 1050CC	339	RN6YC	---	---	8339	.028
1999-1996	SLTX-750 1050CC	339	RN6YC	---	---	8339	.028
2001-2000	SLX-1165 1165CC	339	RN6YC	---	---	8339	.028
2004-2000	Virage 700CC	339	RN6YC	---	---	8339	.024
1999	Virage 700CC	339	RN6YC	---	---	8339	.028
2004-2002	Virage I 777CC Ficht Fuel inj.	958	QC10PEP	---	---	----	.028
2002-2000	Virage TX 1165CC	339	RN6YC	---	---	8339	.028
2002-2001	Virage TXi 1165CC Ficht Fuel inj.	958	QC10PEP	---	---	----	.028
POWER BOARD							
5HP							
	Tohatsu	931M	QL82C	811M	L82C	----	.025
POWERSKI							
JETBOARDS							
	Igniter 2000	818	RN2C	805	N2C	8902	.025
PROGRESSIVE POWER CORP.							
	Formula Micro	863	RCJ8Y	848	CJ8Y	----	.025
SEA-DOO (BOMBARDIER)							
	5852/XP, GTX, SPX 650CC	415	RN9YC	300	N9YC	8415	.022
	GRX RFI, GTX, SPX, XP 782CC	332	RN7YC	813	N7YC	8332	.022
	GSX LTD, GTX LTD, XP LTD, XP Supersport 951CC	818	RN2C	805	N2C	8902	.022
2002	GTI 718CC	818	RN2C	805	N2C	8902	.022
2002	GTI LE 718CC	818	RN2C	805	N2C	8902	.022
	GTS, GTX, SP, Spi, XP 580CC	339	RN6YC	---	---	8339	.022
2004-2002	GTX 4-Tec 1494CC 4-stroke	809	RA6HC	---	---	8809	.028
2004-2002	GTX 4-Tec Supercharged 1494CC 4-stroke	809	RA6HC	---	---	8809	.030
2005-2002	GTX 951CC	818	RN2C	805	N2C	8902	.020
2004-2002	GTX DI 951CC	318	RC12MC4	---	---	----	.035



Year	Model/Engine	Copper Plus®		Alternate Plug		Power Sport™	Gap
		Stk #	Plug Type	Stk #	Plug Type		
SEA-DOO (BOMBARDIER) (cont)							
	GTX RFI 782CC	904	RN4YC	---	---	8904	.022
	Rotax 18mm Heads	541	RD16	516	D16	----	.035
2002	RX 951CC	818	RN2C	805	N2C	8902	.020
2004-2002	RX DI 951CC	318	RC12MC4	---	---	----	.035
2005-2004	RXP Supercharged 1494CC 4-stroke	809	RA6HC	---	---	8809	.030
2011-2007	RXT 4-stroke	809	RA6HC	---	---	8809	.030
2006-2005	RXT Rotax 1494CC 4-stroke	809	RA6HC	---	---	8809	.030
2002	RXX 951CC	818	RN2C	805	N2C	8902	.020
	XP 785CC	332	RN7YC	813	N7YC	8332	.022
2002	XP 951CC	818	RN2C	805	N2C	8902	.020
130HP							
2004-2002	LRV DI 951CC	318	RC12MC4	---	---	----	.035
85HP							
	HX, SPX, XP 718CC	415	RN9YC	300	N9YC	8415	.022
65HP							
	GS, Gsi, Gti, GTS, SP 718CC	415	RN9YC	300	N9YC	8415	.022
SEAFLASH							
	Suzuki	931M	QL82C	811M	L82C	----	.030
SKI-FREE							
40HP							
	2-Cycle	880	RN3C	801	N3C	8902	.035
SKI-WHEEE							
	Ski Tow Kohler	818	RN2C	805	N2C	8902	.030
SKIDADDLE							
	Aquajet	104	RN4C	803	N4C	----	.030
SOS EXPRESS							
45HP							
	Tide Rider Cuyuna	880	RN3C	801	N3C	8902	.035
SURF-JET							
15HP							
	Fuji 260CC	931M	QL82C	811M	L82C	----	.025
	Subaru 260CC	931M	QL82C	811M	L82C	----	.025
THUNDER JET							
	F-14	880	RN3C	801	N3C	8902	.035
	F-15	880	RN3C	801	N3C	8902	.035
	F-II 700	880	RN3C	801	N3C	8902	.035
	F-II 800	880	RN3C	801	N3C	8902	.035
TIDE RIDER							
45HP							
	Cuyuna	880	RN3C	801	N3C	8902	.035
TIGERSHARK							
1999-1993	639CC	332	RN7YC	813	N7YC	8332	.030
1994-1993	Montego 644CC	818	RN2C	805	N2C	8904	.030
1999-1997	TS1000 1000CC	818	RN2C	805	N2C	8904	.030
2000-1999	TS1100L F/I 1100CC	---	---	7071	RC12PYP	----	.028
2000-1999	TS1100R 1100CC	818	RN2C	805	N2C	8904	.028
2000	TS1100RI 1100CC	---	---	7071	RC12PYP	----	.028
2000-1997	TS770 768CC	818	RN2C	805	N2C	8904	.030
2000	TS800RI 785CC	818	RN2C	805	N2C	8904	.030
1999-1995	TS900 896CC	818	RN2C	805	N2C	8904	.030
ULTRANAUTICS							
	Mercury 1231CC	989	QL76V	---	---	----	---
	Seafflash ST, XL, XP Suzuki 789CC	883M	QL78C	807M	L78C	8883	.025
	Wetbike Suzuki 789CC	883M	QL78C	807M	L78C	8883	.025



Year	Model/Engine	Copper Plus®		Alternate Plug		Power Sport™	Gap
		Stk #	Plug Type	Stk #	Plug Type		
WAVE RYDER							
	Suzuki	883M	QL78C	807M	L78C	8883	.025
WETBIKE							
	Spirit	883M	QL78C	807M	L78C	8883	.030
	Suzuki	931M	QL82C	811M	L82C	----	.030
WETJET							
	428, 428 L/C 428CC	818	RN2C	805	N2C	8902	.035
	432 432CC	818	RN2C	805	N2C	8902	.035
	432 Brut, Special Edition Brut, Sport II Brut, Sport Brut 432CC	818	RN2C	805	N2C	8902	.030
85HP							
1997-1996	T-8 Kraze 701CC	883M	QL78C	807M	L78C	8883	.035
75HP							
1997-1995	T-7 Duo 300 701CC	883M	QL78C	807M	L78C	8883	.035
1997-1995	ZX 701CC	883M	QL78C	807M	L78C	8883	.035
50HP							
1995-1994	Duo 200 432CC	818	RN2C	805	N2C	8902	.035
WILD CAT							
75HP							
	Brute	818	RN2C	805	N2C	8902	.035
50HP							
	Brute	818	RN2C	805	N2C	8902	.035
YAMAHA							
	FX1 FX700, RA700B, SJ700A, WVT700B, XL700 700CC	932M	QL82YC	328	L82YC	8814	.025
	FX160 1100CC	653	G57C	---	---	----	.032
	GP1200, XA1200, XL1200 1200CC	818	RN2C	805	N2C	8902	.025
	III GP WRA700, WB700A, WRA700, WRA700A 700CC	932M	QL82YC	328	L82YC	8814	.025
	R, XLT800 800CC	818	RN2C	805	N2C	8902	.025
	Super Jet SJ650, T WRB650 650CC	932M	QL82YC	328	L82YC	8814	.025
	SUV1200, Wave Runner GP 1200, XL1200W 1200CC	883M	QL78C	807M	L78C	8883	.025
	Wave Blaster II WB760, Wave Raider RA760 760CC	932M	QL82YC	328	L82YC	8814	.025
	Wave Raider Deluxe RA700, Wave Raider RA700 700CC	932M	QL82YC	328	L82YC	8814	.025
	Wave Raider RA1100, Wave Venture WVT1100 1100CC	932M	QL82YC	328	L82YC	8814	.025
	Wave Runner FX 140 1000CC 4-Stroke	653	G57C	---	---	----	.032
	Wave Runner FX Cruiser 1000CC 4-Stroke	653	G57C	---	---	----	.025
	Wave Runner GP1300R 1300CC	818	RN2C	805	N2C	8902	.044
	Wave Runner GP760, XL760W 760CC	932M	QL82YC	328	L82YC	8814	.025
	Wave Runner GP800, Wave Runner GP800W, Wave Runner XL800 800CC	818	RN2C	805	N2C	8902	.025
	Wave Venture WVT700 700CC	932M	QL82YC	328	L82YC	8814	.025
	Wave Venture WVT760 760CC	932M	QL82YC	328	L82YC	8814	.025
	Waveblaster WB700, Wave Venture WVT700 700CC	932M	QL82YC	328	L82YC	8814	.025
	Wavejammer WJ500, Waverunner WR500 500CC	932M	QL82YC	328	L82YC	8814	.025
	Waverunner III WRA650, Waverunner LX WR650, Waverunner VXR 650CC	932M	QL82YC	328	L82YC	8814	.025
	Waverunner III, Waverunner Pro VXR WRB700 700CC	932M	QL82YC	328	L82YC	8814	.025
	XLT1200 1200CC	818	RN2C	805	N2C	8902	.044



Year	Model/Engine	Copper Plus®		Alternate Plug		Power Sport™	Gap
		Stk #	Plug Type	Stk #	Plug Type		
ALMAR							
	Chevrolet 350 CID	406	RV12YC	---	---	8406	.040
	Chevrolet 4.3L	18	RV15YC4	---	---	8018	.040
	Chevrolet 454 CID	406	RV12YC	---	---	8406	.040
	Ford 302 CID	406	RV12YC	---	---	8406	.040
	Ford 351 CID	406	RV12YC	---	---	8406	.040
	Ford 351 CID Mag & HO	401	RS12YC	---	---	8401	.040
	Ford 460 CID	406	RV12YC	---	---	8406	.040
	OMC	828M	QL77JC4	821M	L77JC4	8883	.030
ARMADA							
	Wild One Mercury	828M	QL77JC4	821M	L77JC4	8883	.040
AVON							
83HP							
	SE 320 Jet, SE 320 Jet dl Yamaha	883M	QL78C	807M	L78C	8883	.040
	SE 400 Jet dl Yamaha	883M	QL78C	807M	L78C	8883	.040
60HP							
	3.46 Jet R.I.B. Yamaha	883M	QL78C	807M	L78C	8883	.040
BAJA							
	Blast/Splash Mercury	828M	QL77JC4	821M	L77JC4	8883	.040
BAYLINER							
	Jazz Mercury	828M	QL77JC4	821M	L77JC4	8883	.040
	Jazz/Reflexx Mercury	828M	QL77JC4	821M	L77JC4	8883	.040
BAYSTALKER							
70HP							
	Twinjet 3-Cyl	883M	QL78C	807M	L78C	8883	.025
BLADE							
115HP							
	Nomad	828M	QL77JC4	821M	L77JC4	8883	.030
70HP							
	Nomad	883M	QL78C	807M	L78C	8883	.025
BLUE-FIN							
	Wave Mercury	828M	QL77JC4	821M	L77JC4	8883	.040
BOSTON WHALER							
	Rage 14 & 15 OMC	828M	QL77JC4	821M	L77JC4	8883	.030
	Rage 18 Redline 302 CID	406	RV12YC	---	---	8406	.040
	Rage 18 Redline 351 CID HO	401	RS12YC	---	---	----	.040
BUCCANEER							
	Splash Mercury	828M	QL77JC4	821M	L77JC4	8883	.040
	Splash OMC	828M	QL77JC4	821M	L77JC4	8883	.030
CARIBE							
	Mercury	828M	QL77JC4	821M	L77JC4	8883	.040
CHECKMATE							
	Playmate/Sport Mercury	828M	QL77JC4	821M	L77JC4	8883	.040
CLASSIC JET CRAFT							
	Mercury	828M	QL77JC4	821M	L77JC4	8883	.040
CUTTER							
	Craze Mercury	828M	QL77JC4	821M	L77JC4	8883	.040
DELTA JET							
	Mercury	828M	QL77JC4	821M	L77JC4	8883	.040
DONZI							
	Medallion Mercury	828M	QL77JC4	821M	L77JC4	8883	.040
DORAL TOP							
	Splash Mercury	828M	QL77JC4	821M	L77JC4	8883	.040



Year	Model/Engine	Copper Plus®		Alternate Plug		Power Sport™	Gap
		Stk #	Plug Type	Stk #	Plug Type		
DYNASTY							
	Assault Mercury	828M	QL77JC4	821M	L77JC4	8883	.040
	Cyclone Mercury	828M	QL77JC4	821M	L77JC4	8883	.040
	Jet Storm Mercury	828M	QL77JC4	821M	L77JC4	8883	.040
	Spree Mercury	828M	QL77JC4	821M	L77JC4	8883	.040
E-1 SPLASH							
70HP							
	Tohatsu	883M	QL78C	807M	L78C	8883	.040
EKLER WATERSPORTS							
	Jet'n Spray Yamaha 650CC	883M	QL78C	807M	L78C	8883	.025
	Jet'n Spray Yamaha 700CC	883M	QL78C	807M	L78C	8883	.025
ELIMINATOR							
	Chevy 454 CID	406	RV12YC	---	---	8406	.040
EMERALD BAY							
80HP							
	Banshee XS	818	RN2C	805	N2C	8902	.040
50HP							
	Banshee XS	818	RN2C	805	N2C	8902	.040
EPIC PERFORMANCE							
	Sport Jet Mercury	828M	QL77JC4	821M	L77JC4	8883	.040
EUROLINE							
	Cyclone Mercury	828M	QL77JC4	821M	L77JC4	8883	.040
	Cyclone OMC	828M	QL77JC4	821M	L77JC4	8883	.030
	Cyclone Sport Mercury	828M	QL77JC4	821M	L77JC4	8883	.040
	Twister Mercury	828M	QL77JC4	821M	L77JC4	8883	.040
270HP							
	Cyclone Indmar 350 CID	406	RV12YC	---	---	8406	.045
EXOTIC MARINE							
	Panther 16V Mercury	828M	QL77JC4	821M	L77JC4	8883	.040
FORESTER							
	Splash Mercury	828M	QL77JC4	821M	L77JC4	8883	.040
FOUR WINNS							
	Fling OMC	828M	QL77JC4	821M	L77JC4	8883	.030
FUN JET							
70HP							
	3-Cyl	883M	QL78C	807M	L78C	8883	.040
GREEN HERON BOAT WORKS							
	Jet Skiff Mercury	828M	QL77JC4	821M	L77JC4	8883	.040
HOBIE							
	915S Mercury	828M	QL77JC4	821M	L77JC4	8883	.040
	Jet 15 Mercury	828M	QL77JC4	821M	L77JC4	8883	.040
HOBLE							
	Power Skiff Mercury	828M	QL77JC4	821M	L77JC4	8883	.040
HOVER AIR AMERICA							
50HP							
	Slingshot	818	RN2C	805	N2C	8902	.040
HUMBOLT MARINE SERVICES							
	Falcon OMC	828M	QL77JC4	821M	L77JC4	8883	.030
	Jet Sled Mercury	828M	QL77JC4	821M	L77JC4	8883	.040
HYDROFORCE							
	Mercury	828M	QL77JC4	821M	L77JC4	8883	.040
JET NAUTICA							
	Smuggler Mercury	828M	QL77JC4	821M	L77JC4	8883	.040

**MARINE ENGINES - JETBOATS**BATEAUX À RÉACTION
EMBARCACIONES A CHORRO

Year	Model/Engine	Copper Plus®		Alternate Plug		Power Sport™	Gap
		Stk #	Plug Type	Stk #	Plug Type		
JET SKATE							
50HP							
	Brute	801	N3C	---	---	8902	.035
JET SPORT							
	Cyclone Mercury	828M	QL77JC4	821M	L77JC4	8883	.030
	Spree/Storm Mercury	828M	QL77JC4	821M	L77JC4	8883	.030
JET STAR							
	Suzuki	931M	QL82C	811M	L82C	----	.030
JET-N-SPRAY							
63HP							
	650XL/650XTC Yamaha Twin	883M	QL78C	807M	L78C	8883	.040
50HP							
	650XL/650XTC Yamaha Twin	883M	QL78C	807M	L78C	8883	.040
JET-SLED							
	OMC	828M	QL77JC4	821M	L77JC4	8883	.030
KLAMATH							
	XL JET 17 OMC	828M	QL77JC4	821M	L77JC4	8883	.040
MARLIN							
	Marlin 150 Mercury	828M	QL77JC4	821M	L77JC4	8883	.040
MASSEY INDUSTRIES							
	Cruise 20 Mercruiser 5.7 EFI Alpha	942M	RV91MC	---	---	----	.040
	E-1 Twin Jet Mercury	828M	QL77JC4	821M	L77JC4	8883	.040
MID-JET							
	Marauder Mercury	828M	QL77JC4	821M	L77JC4	8883	.040
NAUTICA							
	Rib Jet Mercury	828M	QL77JC4	821M	L77JC4	8883	.040
80HP							
	Rib Jet Yamaha	828M	QL77JC4	821M	L77JC4	8883	.040
NORTH RIVER							
	Mercruiser 5.7L	942M	RV91MC	---	---	----	.040
NORTHSTAR							
	Mercury	828M	QL77JC4	821M	L77JC4	8883	.040
	OMC	828M	QL77JC4	821M	L77JC4	8883	.030
	OMC Twin	828M	QL77JC4	821M	L77JC4	8883	.030
NOVURANIA							
	Jet 230 OMC	828M	QL77JC4	821M	L77JC4	8883	.030
NU-WAVE							
	Sidewinder Mercury	828M	QL77JC4	821M	L77JC4	8883	.040
PERFORMANCE JET SYSTEMS							
90HP MARINE JET ENGINES							
	Viper 9000HT	818	RN2C	805	N2C	8902	.025
80HP MARINE JET ENGINES							
	Viper 8000HT	818	RN2C	805	N2C	8902	.025
70HP MARINE JET ENGINES							
	Viper 7000HT	818	RN2C	805	N2C	8902	.025
60HP MARINE JET ENGINES							
	Viper 6000	818	RN2C	805	N2C	8902	.025
50HP MARINE JET ENGINES							
	Viper 5000	818	RN2C	805	N2C	8902	.025
PLAY CRAFT							
	Screamer Mercury	828M	QL77JC4	821M	L77JC4	8883	.040
PRO-LINE							
	Stalker 153 Mercury	828M	QL77JC4	821M	L77JC4	8883	.040



Year	Model/Engine	Copper Plus®		Alternate Plug		Power Sport™	Gap
		Stk #	Plug Type	Stk #	Plug Type		
REGAL							
	Rush Mercury	828M	QL77JC4	821M	L77JC4	8883	.040
	Rush XR2 Mercury	828M	QL77JC4	821M	L77JC4	8883	.040
RENKEN							
	Rascal Mercury	828M	QL77JC4	821M	L77JC4	8883	.040
REVMaster MARINE							
	Jet Star Mercury	828M	QL77JC4	821M	L77JC4	8883	.040
RICHLINE							
	RW 175 SJ Mercury	828M	QL77JC4	821M	L77JC4	8883	.040
	RW 186 SJ Mercury	828M	QL77JC4	821M	L77JC4	8883	.040
RINKER							
	Eracer Mercury	828M	QL77JC4	821M	L77JC4	8883	.040
	Rocket Mercury	828M	QL77JC4	821M	L77JC4	8883	.040
SCARAB							
	19 Jet Mercruiser 4.3L	18	RV15YC4	---	---	8018	.035
SEA RAY							
	Sea Rayder/F14 Mercury	828M	QL77JC4	821M	L77JC4	8883	.040
	Sea Rayder/F16 Mercury	828M	QL77JC4	821M	L77JC4	8883	.040
	Sea Rayder/F16XR Mercury	828M	QL77JC4	821M	L77JC4	8883	.040
SEA SKATE							
70HP							
	2Si	880	RN3C	801	N3C	8902	.035
50HP							
	2Si	880	RN3C	801	N3C	8902	.035
	Brute	818	RN2C	805	N2C	8902	.035
25HP							
	2Si	880	RN3C	801	N3C	8902	.035
SEA SPRITE							
	1300/1600 Mercury	828M	QL77JC4	821M	L77JC4	8883	.040
SEA-DOO							
250HP							
	Utopia 185, Utopia 205, X-20 Mercury M2	71	RC12YC	---	---	8071	.040
240HP							
	Challenger 1800, Challenger 2000 Mercury EFI	883M	QL78C	807M	L78C	8883	.025
	Islandia, Speedster SK Mercury EFI	883M	QL78C	807M	L78C	8883	.025
	Utopia 185, Utopia 205, X-20 Mercury M2 EFI	883M	QL78C	807M	L78C	8883	.040
210HP							
	Challenger 1800, Challenger 2000 Mercury M2	827M	L76V	898M	QL76V	----	---
	Islandia Mercury M2	827M	L76V	898M	QL76V	----	---
	Sportster 1800, Speedster SK Mercury M2	827M	L76V	898M	QL76V	----	---
	Utopia 185, Utopia 205 Mercury M2	827M	L76V	898M	QL76V	----	---
200HP							
	Utopia 185, Utopia 205 Mercury M2	71	RC12YC	---	---	8071	.040
110HP							
	Challenger 1800, Speedster Rotax Twin	818	RN2C	805	N2C	8902	.025
101HP							
	Challenger Rotax Twin	818	RN2C	805	N2C	8902	.025
85HP							
1998	Challenger Rotax Twin	818	RN2C	805	N2C	8902	.025
	Challenger, Challenger 1800 Rotax Twin	818	RN2C	805	N2C	8902	.025
	Challenger, Challenger 1800 Rotax Twin	818	RN2C	805	N2C	8902	.040
	Speedster SK Rotax Twin	818	RN2C	805	N2C	8902	.025
1998	Sportster Rotax	818	RN2C	805	N2C	8902	.025
	Sportster, Sportster 1800 Rotax Twin	818	RN2C	805	N2C	8902	.025
72HP							
	Explorer Rotax Twin	818	RN2C	805	N2C	8902	.025



Year	Model/Engine	Copper Plus®		Alternate Plug		Power Sport™	Gap
		Stk #	Plug Type	Stk #	Plug Type		
SEA-PRO							
	Renegade Mercury	828M	QL77JC4	821M	L77JC4	8883	.040
SEASWIRL							
	Squirt OMC	828M	QL77JC4	821M	L77JC4	8883	.030
SHOCKWAVE							
	Zoom OMC	828M	QL77JC4	821M	L77JC4	8883	.030
SOS EXPRESS							
70HP							
	Jet Express Yamaha	883M	QL78C	807M	L78C	8883	.025
SPRINT							
	Sprint 17 Redline 302 CID	406	RV12YC	---	---	8406	.040
	Sprint 17 Redline 350 CID	71	RC12YC	---	---	8071	.040
STARBUCK BOATS							
	Chevrolet 350 CID	942M	RV91MC	---	---	----	.040
	Chevrolet 454 CID	406	RV12YC	---	---	8406	.040
SUGAR SAND							
	4 + 2, Mirage, Tango Mercury	828M	QL77JC4	821M	L77JC4	8883	.040
	Heat XR, Mirage Mercury	828M	QL77JC4	821M	L77JC4	8883	.040
	Heat XRS, Mirage Mercury	828M	QL77JC4	821M	L77JC4	8883	.040
	Mirage Mercury	828M	QL77JC4	821M	L77JC4	8883	.040
SUNBIRD							
	Sizzler OMC	828M	QL77JC4	821M	L77JC4	8883	.030
SUNRAY							
	Shadow Mercury	828M	QL77JC4	821M	L77JC4	8883	.040
TENDER JET							
	Mercury	828M	QL77JC4	821M	L77JC4	8883	.040
TRACKER							
	Pro 18 Jet Mercury	828M	QL77JC4	821M	L77JC4	8883	.040
TRULINE							
	Screamer Mercury	828M	QL77JC4	821M	L77JC4	8883	.040
TWO RIVERS MARINE							
	RC120 18 Mercury	828M	QL77JC4	821M	L77JC4	8883	.040
	RC9016 Mercury	828M	QL77JC4	821M	L77JC4	8883	.040
ULTRANAUTICS							
70HP							
	Jet Fisher 1670B, River Jet 1670 Tohatsu	883M	QL78C	807M	L78C	8883	.025
60HP							
	Jet Star 1250, 1260, 1660L Suzuki	883M	QL78C	807M	L78C	8883	.025
VORTEX							
	See <i>INDMAR</i>						
VOYAGER MARINE							
	Scratch Mercury	828M	QL77JC4	821M	L77JC4	8883	.040
WAVECUTTER							
	GPX-950 Mercury	828M	QL77JC4	821M	L77JC4	8883	.040
WELDCRAFT							
	See <i>PANTHER, REDLINE</i>						
WETT VET							
	Mercury	828M	QL77JC4	821M	L77JC4	8883	.040
WHALER							
	Rage 14 OMC	828M	QL77JC4	821M	L77JC4	8883	.030
	Rage 15 OMC	828M	QL77JC4	821M	L77JC4	8883	.030



Year	Model/Engine	Copper Plus®		Alternate Plug		Power Sport™	Gap
		Stk #	Plug Type	Stk #	Plug Type		
WILSON							
	Mercury	828M	QL77JC4	821M	L77JC4	8883	.040
YAMAHA							
155HP							
	XR1800 Twin	818	RN2C	805	N2C	8902	.025
135HP							
	Exciter 135, Exciter 270 Single	883M	QL78C	807M	L78C	8883	.025
	Exciter 135, Exciter 270 Twin	883M	QL78C	807M	L78C	8883	.025
	LS2000, LX2000 Twin	883M	QL78C	807M	L78C	8883	.025
110HP							
	Exciter 220 Twin	883M	QL78C	807M	L78C	8883	.025
ZODIAC							
	Projet II, Projet Maxie OMC	828M	QL77JC4	821M	L77JC4	8883	.030
50HP							
	Projet Yamaha Twin	883M	QL78C	807M	L78C	8883	.025

**LAWN & GARDEN EQUIPMENT**

BOUGIES POUR PETITS MOTEURS

Para motores de césped y jardín



Model/Engine	Copper Plus®		Alternate Plug		EZ Start™	EZ Start™ w/Eco•Core	Gap
	Stk #	Plug Type	Stk #	Plug Type			
AA-TACH							
SWEEPERS							
V-Twin; EH65V V-Twin	415	RN9YC	300	N9YC	5322	322EZ	.025
EH65X	415	RN9YC	300	N9YC	5322	322EZ	.025
EY21 Wisconsin	871	RJ8C	841	J8C	5843	843EZ	.025
OHV; Robin OHV 20, 20.5hp	415	RN9YC	300	N9YC	5322	322EZ	.025
ACE							
LAWN MOWERS							
Briggs & Stratton 4, 3.5, 5hp	868	RJ19LM	947	QJ19LM	5861	861EZ	.030
RIDING MOWERS, TILLERS							
Briggs & Stratton 3, 10.5, 5, 8, 12, 18hp	868	RJ19LM	947	QJ19LM	5861	861EZ	.030
ACME							
GARDEN TRACTORS							
Clinton	871	RJ8C	841	J8C	5843	843EZ	.030
LAWN MOWERS							
All Models	868	RJ19LM	861	J19LM	5861	861EZ	.030
ACR EASE							
WING MOWERS							
17hp	104	RN4C	803	N4C	---	---	.030
Briggs & Stratton 8, 12hp	868	RJ19LM	947	QJ19LM	5861	861EZ	.030
OHV; Kohler OHV 12.5, 15, 14, 20hp	71	RC12YC	946	QC12YC	5071	71EZ	.040
OHV; Tecumseh OHV 12.5, 13hp	104	RN4C	803	N4C	---	---	.030
AERA-VATOR							
AERATORS							
Briggs & Stratton 8hp	868	RJ19LM	947	QJ19LM	5861	861EZ	.030
OHV; Honda OHV 11, 8hp	322	RN11YC4	302	N11YC	5322	322EZ	.030
AG-TRAC							
RIDING MOWERS							
Briggs & Stratton	868	RJ19LM	861	J19LM	5861	861EZ	.030
AGGRESSOR							
TRIMMERS							
Echo	840	RCJ8	843	CJ8	5843	843EZ	.030
AGRI-FAB							
BLOWERS, EDGERS, PRUNERS, STUMP GRINDERS, TILLERS							
45-0308 Briggs & Stratton 875 Series 8.75 ft-lbs Gross Torque 206cc	71	RC12YC	946	QC12YC	5071	71EZ	.030
TILLERS							
Briggs & Stratton 5hp	868	RJ19LM	947	QJ19LM	5861	861EZ	.030
TRAILMOWERS							
Briggs & Stratton 14.5hp	71	RC12YC	946	QC12YC	5071	71EZ	.030
Briggs & Stratton 8, 11, 12, 10hp	868	RJ19LM	947	QJ19LM	5861	861EZ	.030
VACUUMS							
Briggs & Stratton 8, 5hp	868	RJ19LM	947	QJ19LM	5861	861EZ	.030
Tecumseh 8hp	868	RJ19LM	861	J19LM	5861	861EZ	.030
AGRICAT							
GARDEN TRACTORS							
All Models	541	RD16	516	D16	---	---	.025
AGRIMETAL							
BLOWERS, MULCHERS, VACUUMS							
Briggs & Stratton 13hp	868	RJ19LM	947	QJ19LM	5861	861EZ	.030
Twin; Briggs & Stratton Twin 18hp	868	RJ19LM	947	QJ19LM	5861	861EZ	.030
OHV; Honda OHV 11hp	322	RN11YC4	302	N11YC	5322	322EZ	.030
Twin; Kohler Twin 18hp	25	RV17YC	---	---	---	---	.025
AGROMATIC							
MULCHERS							
Briggs & Stratton	868	RJ19LM	861	J19LM	5861	861EZ	.030
OHV; Honda OHV	322	RN11YC4	302	N11YC	5322	322EZ	.030



Model/Engine	Copper Plus®		Alternate Plug		EZ	EZ Start™	Gap
	Stk #	Plug Type	Stk #	Plug Type	Start™	w/Eco-Core	
AIR RAKE							
VACUUMS							
Briggs & Stratton 5hp	868	RJ19LM	861	J19LM	5861	861EZ	.030
AIR-BROOMS							
BLOWERS							
	840	RCJ8	843	CJ8	5843	843EZ	.030
AIRCAP							
LAWN MOWERS							
Briggs & Stratton	868	RJ19LM	947	QJ19LM	5861	861EZ	.030
Tecumseh	868	RJ19LM	861	J19LM	5861	861EZ	.030
AL-KO							
LAWN MOWERS							
Briggs & Stratton	868	RJ19LM	861	J19LM	5861	861EZ	.030
SHREDDERS							
Briggs & Stratton	868	RJ19LM	861	J19LM	5861	861EZ	.030
Tecumseh	871	RJ8C	841	J8C	5843	843EZ	.030
ALAMO							
FLAIL MOWERS							
Briggs & Stratton 10, 8hp	868	RJ19LM	861	J19LM	5861	861EZ	.030
Honda 11, 8hp	322	RN11YC4	302	N11YC	5322	322EZ	.030
ALDENS							
LAWN MOWERS, TILLERS, TRACTORS							
All Models	868	RJ19LM	861	J19LM	5861	861EZ	.030
ALL AMERICAN							
TURF EQUIPMENT							
Briggs & Stratton 5, 8, 11hp	868	RJ19LM	947	QJ19LM	5861	861EZ	.030
Kohler 8hp	868	RJ19LM	861	J19LM	5861	861EZ	.025
Twin; Kohler Twin 18, 20, 16hp	25	RV17YC	---	---	---	---	.025
V-Twin; Kohler V-Twin 25, 20hp	71	RC12YC	946	QC12YC	5071	71EZ	.030
ALLEN							
LAWN MOWERS							
Briggs & Stratton 4hp	868	RJ19LM	947	QJ19LM	5861	861EZ	.030
Suzuki 120cc	863	RCJ8Y	848	CJ8Y	5843	843EZ	.030
Tecumseh	868	RJ19LM	861	J19LM	5861	861EZ	.030
ALLIS-CHALMERS							
LAWN MOWERS							
Briggs & Stratton	868	RJ19LM	861	J19LM	5861	861EZ	.030
TURF EQUIPMENT							
Briggs & Stratton	868	RJ19LM	861	J19LM	5861	861EZ	.030
Twin; Briggs & Stratton Twin	868	RJ19LM	947	QJ19LM	5861	861EZ	.030
Kohler	854	RH10C	844	H10C	---	---	.030
Twin; Kohler Twin	25	RV17YC	---	---	---	---	.025
Onan	538	RH8C	587	H8C	---	---	.030
Tecumseh	871	RJ8C	841	J8C	5843	843EZ	.030
ALPINA							
BRUSHCUTTERS, TRIMMERS							
VIP21, 25, 30, 34, 34D, VIP34F, 42, 42D, 42F, 52, VIP52D, 52F, 56T, 66T	859	RCJ7Y	853	CJ7Y	5843	843EZ	.030
HEDGE TRIMMERS, SICKLE BARS, TILLERS							
550.K, 550.M	859	RCJ7Y	853	CJ7Y	5843	843EZ	.030
Elite 402	871	RJ8C	841	J8C	5843	843EZ	.030
LAWN MOWERS							
Honda 5.5, 4hp	322	RN11YC4	302	N11YC	5322	322EZ	.030
Tecumseh 5, 3.5hp	868	RJ19LM	861	J19LM	5861	861EZ	.030

**LAWN & GARDEN EQUIPMENT**BOUGIES POUR PETITS MOTEURS
Para motores de césped y jardín

Model/Engine	Copper Plus®		Alternate Plug		EZ Start™	EZ Start™ w/Eco-Core	Gap
	Stk #	Plug Type	Stk #	Plug Type			
AMERICAN							
LAWN MOWERS							
Briggs & Stratton	868	RJ19LM	861	J19LM	5861	861EZ	.030
AMERIND-MACKISSIC							
BLOWERS, SPRAYERS, SWEEPERS, TILLERS							
All Models	840	RCJ8	843	CJ8	5843	843EZ	.030
Log Splitters	871	RJ8C	841	J8C	5843	843EZ	.030
AMERIQUIP							
MULCHERS							
V-Twin; Briggs & Stratton Vanguard V-Twin 16hp	431	RC14YC	---	---	5071	71EZ	.030
AMF							
EDGERS, SWEEPERS, TILLERS, TRACTORS							
Briggs & Stratton	868	RJ19LM	861	J19LM	5861	861EZ	.030
Tecumseh	871	RJ8C	841	J8C	5843	843EZ	.030
LAWN MOWERS							
Briggs & Stratton	868	RJ19LM	861	J19LM	5861	861EZ	.030
Tecumseh	871	RJ8C	841	J8C	5843	843EZ	.025
AQUA MULCHER							
HYDRO SEEDERS							
Twin; Briggs & Stratton Twin 18hp	868	RJ19LM	947	QJ19LM	5861	861EZ	.030
V-Twin; Briggs & Stratton Vanguard V-Twin 18, 20, 16hp	431	RC14YC	---	---	5071	71EZ	.030
OHV; Honda OHV 13hp	322	RN11YC4	302	N11YC	5322	322EZ	.030
V-Twin; Honda V-Twin 20hp	322	RN11YC4	302	N11YC	5322	322EZ	.030
Twin; Kohler Twin 18hp	25	RV17YC	---	---	---	---	.025
V-Twin; Kohler V-Twin 25, 20, 18hp	71	RC12YC	946	QC12YC	5071	71EZ	.030
AQUA STRIPPER							
PRESSURE WASHERS							
Briggs & Stratton Intek 5.5hp	71	RC12YC	946	QC12YC	5071	71EZ	.030
Briggs & Stratton Vanguard 13hp	71	RC12YC	946	QC12YC	5071	71EZ	.030
Honda 5.5, 11, 13hp	322	RN11YC4	302	N11YC	5322	322EZ	.030
Tecumseh 5.5, 8hp	868	RJ19LM	861	J19LM	5861	861EZ	.030
ARCTIC ENTERPRISES							
LAWN MOWERS							
Briggs & Stratton	868	RJ19LM	861	J19LM	5861	861EZ	.030
Sachs	830	RL86C	306	L86C	---	---	.030
ARGO							
LAWN MOWERS							
Briggs & Stratton	868	RJ19LM	861	J19LM	5861	861EZ	.030
ARIENS							
BLOWERS, MOWERS, TILLERS, TRACTORS, VACUUMS							
Briggs & Stratton 6, 6.5hp	868	RJ19LM	947	QJ19LM	5861	861EZ	.030
Single Cylinder; Briggs & Stratton Intek Single Cylinder 10, 15, 17, 13hp	71	RC12YC	946	QC12YC	5071	71EZ	.030
V-Twin; Briggs & Stratton Intek V-Twin 18, 22, 20hp	71	RC12YC	946	QC12YC	5071	71EZ	.030
Briggs & Stratton Intek, Intek Pro 6.75hp	71	RC12YC	946	QC12YC	5071	71EZ	.020
Twin; Briggs & Stratton Twin OHV 20, 22hp	71	RC12YC	946	QC12YC	5071	71EZ	.030
Briggs & Stratton Vanguard 15hp	71	RC12YC	946	QC12YC	5071	71EZ	.030
V-Twin; Briggs & Stratton Vanguard V-Twin 14, 18, 16, 25hp	431	RC14YC	---	---	5071	71EZ	.030
Clinton	854	RH10C	844	H10C	---	---	.025
OHC; Honda OHC Twin 5.5hp	322	RN11YC4	302	N11YC	5322	322EZ	.030
OHV; Kawasaki OHV 5hp	322	RN11YC4	302	N11YC	5322	322EZ	.030
Kohler 8hp	868	RJ19LM	861	J19LM	5861	861EZ	.030
OHV; Kohler OHV 14, 15hp	71	RC12YC	946	QC12YC	5071	71EZ	.040
Twin; Kohler Twin 16, 18, 17, 20hp	25	RV17YC	---	---	---	---	.025
V-Twin; Kohler V-Twin 22, 20hp	71	RC12YC	946	QC12YC	5071	71EZ	.040
Lauson	871	RJ8C	841	J8C	5843	843EZ	.020
Mitsubishi	859	RCJ7Y	853	CJ7Y	5843	843EZ	.025
OHV; Robin OHV 6hp	830	RL86C	306	L86C	---	---	.025
OHV; Tecumseh OHV 13, 16.5, 16hp	104	RN4C	803	N4C	---	---	.030
Side Valve; Tecumseh Side Valve	871	RJ8C	841	J8C	5843	843EZ	.030
Wisconsin	541	RD16	516	D16	---	---	.030



Model/Engine	Copper Plus®		Alternate Plug		EZ	EZ Start™	Gap
	Stk #	Plug Type	Stk #	Plug Type	Start™	w/Eco-Core	
ARIENS (cont)							
BLOWERS, MOWERS, TILLERS, TRACTORS, VACUUMS (cont)							
Single Cylinder; Zoom 34 Briggs & Stratton Single Cylinder 13.5hp	71	RC12YC	946	QC12YC	5071	71EZ	.030
BRUSHCUTTERS, TRIMMERS							
BC350, BC460, LT210, LT210e, TB220, TB220e, TB260	859	RCJ7Y	853	CJ7Y	5843	843EZ	.025
ST622 Tecumseh 6hp	868	RJ19LM	861	J19LM	5861	861EZ	.030
LAWN MOWERS							
Briggs & Stratton	868	RJ19LM	947	QJ19LM	5861	861EZ	.030
Honda 5.5hp	322	RN11YC4	302	N11YC	5322	322EZ	.030
OHV; Kawasaki OHV 5hp	322	RN11YC4	302	N11YC	5322	322EZ	.030
Robin 6hp	929	RL95YC	---	---	---	---	.025
Sachs SB140	859	RCJ7Y	853	CJ7Y	5843	843EZ	.025
Tecumseh	868	RJ19LM	861	J19LM	5861	861EZ	.030
MOWERS, RIDING EQUIPMENT							
OHV; AG18 Kohler Courage OHV 18hp	71	RC12YC	946	QC12YC	5071	71EZ	.030
OHV; AG19 Kohler Courage OHV 19hp	71	RC12YC	946	QC12YC	5071	71EZ	.030
OHV; APH20 Kohler Courage OHV 20hp	71	RC12YC	946	QC12YC	5071	71EZ	.030
V-Twin; APH25, Max Zoom 2560 Kohler Courage V-Twin 25hp	71	RC12YC	946	QC12YC	5071	71EZ	.030
ARMADILLO							
DEBRIS HAULERS, SWEEPERS, VACUUMS							
SW9XT Toyota 112cid	405	RN14YC	---	---	5322	322EZ	.030
ARTICULATOR							
ARTICULATING MOWERS							
EFI; Kohler EFI 28hp	71	RC12YC	946	QC12YC	5071	71EZ	.030
V-Twin; Kohler V-Twin 25, 22hp	71	RC12YC	946	QC12YC	5071	71EZ	.030
ARTISAN							
LAWN MOWERS							
All Models	868	RJ19LM	861	J19LM	5861	861EZ	.030
ASPLUNDH							
CHIPPERS, SHREDDERS							
JEX Ford 172cid	854	RH10C	844	H10C	---	---	.030
JFX Ford 330cid	129	RF10C	---	---	---	---	.030
JFZ Ford 300cid	129	RF10C	---	---	---	---	.030
ASTRO-KUT							
LAWN MOWERS							
All Models	868	RJ19LM	861	J19LM	5861	861EZ	.030
ASTRON							
BLOWERS							
KB-22	846	CJ14	---	---	5846	846EZ	.030
KB-55, KB-80, KB-602	871	RJ8C	841	J8C	5843	843EZ	.030
BRUSHCUTTERS							
HT767, HT838, KFS4-12AD, KFS4-24DX, PK2500F, PK2860G, PK3330G, Pro 750E, Super 100, 150, Super 160, 200, 250	840	RCJ8	843	CJ8	5843	843EZ	.030
PS35302	859	RCJ7Y	853	CJ7Y	5843	843EZ	.030
HEDGE TRIMMERS							
E-202, HT-766, HT-830	840	RCJ8	843	CJ8	5843	843EZ	.030
VAC SYSTEMS							
AS-110	830	RL86C	306	L86C	---	---	.030
ATCO							
LAWN MOWERS							
Briggs & Stratton	868	RJ19LM	861	J19LM	5861	861EZ	.030
Suffolk	871	RJ8C	841	J8C	5843	843EZ	.030
Tecumseh	871	RJ8C	841	J8C	5843	843EZ	.030
ATLAS							
EDGERS, TRIMMERS, RIDING MOWERS, SHREDDERS, TILLERS							
Briggs & Stratton	868	RJ19LM	861	J19LM	5861	861EZ	.030
Lauson	871	RJ8C	841	J8C	5843	843EZ	.030
Tecumseh	871	RJ8C	841	J8C	5843	843EZ	.030

**LAWN & GARDEN EQUIPMENT**BOUGIES POUR PETITS MOTEURS
Para motores de césped y jardín

Model/Engine	Copper Plus®		Alternate Plug		EZ Start™	EZ Start™ w/Eco•Core	Gap
	Stk #	Plug Type	Stk #	Plug Type			
ATLAS (cont)							
LAWN MOWERS							
Briggs & Stratton	868	RJ19LM	861	J19LM	5861	861EZ	.030
Tecumseh	871	RJ8C	841	J8C	5843	843EZ	.030
ATOM							
EDGERS							
Ryobi	859	RCJ7Y	853	CJ7Y	5843	843EZ	.030
ATWATER-STRONG							
LAWN SWEEPERS, BLOWERS							
Briggs & Stratton 16, 8, 5hp	868	RJ19LM	947	QJ19LM	5861	861EZ	.030
Briggs & Stratton Vanguard 9hp	71	RC12YC	946	QC12YC	5071	71EZ	.030
Kohler 14, 8hp	854	RH10C	844	H10C	---	---	.030
Tecumseh	871	RJ8C	841	J8C	5843	843EZ	.030
Wisconsin S8	541	RD16	516	D16	---	---	.030
AUTO-AUGER							
EARTH DRILLS							
Tecumseh 3hp	868	RJ19LM	861	J19LM	5861	861EZ	.030
AUTO-HOE							
TILLERS							
Briggs & Stratton	868	RJ19LM	861	J19LM	5861	861EZ	.030
Kohler 4hp	868	RJ19LM	861	J19LM	5861	861EZ	.030
Lauson	871	RJ8C	841	J8C	5843	843EZ	.030
Wisconsin	569	W14	---	---	---	---	.025
B-M							
LAWN MOWERS							
All Models	868	RJ19LM	861	J19LM	5861	861EZ	.030
BACHTOLD BROS.							
HI-WHEEL MOWERS, LOG SPLITTERS, TILLERS							
Briggs & Stratton	868	RJ19LM	947	QJ19LM	5861	861EZ	.030
OHV; Briggs & Stratton Intek OHV 6hp	71	RC12YC	946	QC12YC	5071	71EZ	.020
OHV; Honda OHV 8, 5, 5.5hp	322	RN11YC4	302	N11YC	5322	322EZ	.030
OHV; Kohler OHV 8hp	868	RJ19LM	861	J19LM	5861	861EZ	.030
Wisconsin 8, 7hp	541	RD16	516	D16	---	---	.025
LAWN MOWERS							
Briggs & Stratton	868	RJ19LM	947	QJ19LM	5861	861EZ	.030
Kohler K181 8hp	868	RJ19LM	861	J19LM	5861	861EZ	.030
LOG SPLITTERS							
Briggs & Stratton	868	RJ19LM	947	QJ19LM	5861	861EZ	.030
OHV; Honda OHV 8, 9, 5.5hp	322	RN11YC4	302	N11YC	5322	322EZ	.030
BAD BOY							
MOWERS							
V-Twin; Briggs & Stratton Intek V-Twin 25hp	71	RC12YC	946	QC12YC	5071	71EZ	.020
Briggs & Stratton Vanguard 31hp	431	RC14YC	---	---	5071	71EZ	.020
Liquid-Cooled; Kawasaki Liquid-Cooled OHV 27hp	405	RN14YC	---	---	5322	322EZ	.030
Liquid-Cooled; Kawasaki Liquid-Cooled OHV 29hp	404	RN12YC	38	N12YC	---	---	.030
Liquid-Cooled; Kawasaki Liquid-Cooled V-Twin 26, 27hp	404	RN12YC	38	N12YC	---	---	.030
V-Twin; Kohler Command V-Twin 27hp	71	RC12YC	946	QC12YC	5071	71EZ	.030
RIDING MOWERS							
ZT60 Kohler V-Twin OHV 27hp 725cc	71	RC12YC	946	QC12YC	5071	71EZ	.030
ZERO-TURN MOWERS							
2600 ZT 36, 2600 ZT 50 Briggs & Stratton ELS 26hp	71	RC12YC	946	QC12YC	5071	71EZ	.030
V-Twin; 2700 ZT 50, 2700 ZT 60 Kohler Courage V-Twin 27, 30hp 725cc	71	RC12YC	946	QC12YC	5071	71EZ	.030
V-Twin; 4800 Pup, 5200 Pup, 6000 Pup Briggs & Stratton Vanguard V-Twin 23hp 627cc	431	RC14YC	---	---	5071	71EZ	.030
V-Twin; 4800 Pup, 5200 Pup, 6000 Pup Kohler Courage V-Twin 27, 30hp 725cc	71	RC12YC	946	QC12YC	5071	71EZ	.030
V-Twin; 5200 Lightning Z, 5200 Pup, 6000 Lightning Z, 6000 Pup, 7200 Lightning Z Kawasaki FX850V V-Twin 31hp 852cc	405	RN14YC	---	---	5322	322EZ	.025
V-Twin; 5200 Lightning Z, 6000 Lightning Z Kawasaki FD731V V-Twin 26hp 675cc	405	RN14YC	---	---	5322	322EZ	.025



Model/Engine	Copper Plus®		Alternate Plug		EZ	EZ Start™	Gap
	Stk #	Plug Type	Stk #	Plug Type	Start™	w/Eco-Core	
BAD BOY (cont)							
ZERO-TURN MOWERS (cont)							
V-Twin; 6000 AOS, 7200 AOS Kawasaki V-Twin 27hp 745cc	405	RN14YC	---	---	5322	322EZ	.025
6000 AOS, 7200 AOS Vanguard 35hp 993cc	71	RC12YC	946	QC12YC	5071	71EZ	.030
V-Twin; 6000 Lightning Z Briggs & Stratton Vanguard V-Twin Propane 32hp 895cc	71	RC12YC	946	QC12YC	5071	71EZ	.030
V-Twin; 6000 Lightning Z, 7200 Lightning Z Briggs & Stratton Vanguard V-Twin 32hp 895cc	71	RC12YC	946	QC12YC	5071	71EZ	.030
BADGER							
EARTH AUGERS							
80, 81	852	RCJ6Y	858	CJ6Y	5852	852EZ	.030
BAKER							
MULCHERS							
Briggs & Stratton 5hp	868	RJ19LM	947	QJ19LM	5861	861EZ	.030
Kohler 23hp	854	RH10C	844	H10C	---	---	.030
Twin; Kohler Twin 20hp	25	RV17YC	---	---	---	---	.025
Tecumseh 5.5hp	104	RN4C	803	N4C	---	---	.030
Tecumseh 8, 10hp	868	RJ19LM	861	J19LM	5861	861EZ	.030
BANDIT							
CHIPPERS							
CSG-649 Ford 300cid	129	RF10C	---	---	---	---	.030
G-1600, G-2300 Hercules	102	RJ6C	823	J6C	---	---	.025
V-Twin; Honda V-Twin 20hp	322	RN11YC4	302	N11YC	5322	322EZ	.030
Kohler 23hp	854	RH10C	844	H10C	---	---	.030
Twin; Kohler Twin 20hp	25	RV17YC	---	---	---	---	.025
V-Twin; Kohler V-Twin 25hp	71	RC12YC	946	QC12YC	5071	71EZ	.030
LSG-423 Ford 140cid	401	RS12YC	---	---	---	---	.035
Twin; Onan Twin 24, 20hp	909	RS17YX	---	---	---	---	.025
VG4D Wisconsin 37hp	541	RD16	516	D16	---	---	.030
VH4DI Wisconsin 30hp	541	RD16	516	D16	---	---	.030
BARK BUSTER							
LOG SPLITTERS							
Briggs & Stratton	868	RJ19LM	861	J19LM	5861	861EZ	.030
BARRETO							
TILLERS, TRENCHERS							
Briggs & Stratton Vanguard 9, 16hp	71	RC12YC	946	QC12YC	5071	71EZ	.030
Honda 13hp	322	RN11YC4	302	N11YC	5322	322EZ	.030
BCS							
CHIPPERS, SHREDDERS, MOWERS, SICKLE BARS, TILLERS, TRACTORS							
10hp	830	RL86C	306	L86C	---	---	.030
201, 203, 205, 602, 604, 605, 725, 735	830	RL86C	306	L86C	---	---	.030
710, 716, 720, B10 80, Bio 100, Crusader 705, Gardner 710, Gardner Plus 716, Harvester	868	RJ19LM	861	J19LM	5861	861EZ	.030
715, 730, 737, 745 Kohler	854	RH10C	844	H10C	---	---	.030
737 Briggs & Stratton Vanguard	431	RC14YC	---	---	5071	71EZ	.030
V-Twin; 850, 830 Briggs & Stratton Vanguard V-Twin 12.5hp	431	RC14YC	---	---	5071	71EZ	.030
850, 830 Kohler 8, 14hp	854	RH10C	844	H10C	---	---	.030
945 Kohler 14hp	854	RH10C	844	H10C	---	---	.030
Briggs & Stratton 3.5, 5, 8, 7hp	868	RJ19LM	947	QJ19LM	5861	861EZ	.030
V-Twin; Briggs & Stratton Vanguard V-Twin 12.5hp	431	RC14YC	---	---	5071	71EZ	.030
Harvester Plus, Hercules 945	854	RH10C	844	H10C	---	---	.030
Kohler 8, 14hp	854	RH10C	844	H10C	---	---	.030
BEAIRD-POULAN							
BLOWERS							
1500	102	RJ6C	823	J6C	---	---	.030
940, 960	840	RCJ8	843	CJ8	5843	843EZ	.030
STRING TRIMMERS							
2600, 2610, 2620 350cc	846	CJ14	---	---	5846	846EZ	.025
770, 800, 900	840	RCJ8	823	CJ8	5843	843EZ	.025

**LAWN & GARDEN EQUIPMENT**BOUGIES POUR PETITS MOTEURS
Para motores de césped y jardín

Model/Engine	Copper Plus®		Alternate Plug		EZ Start™	EZ Start™ w/Eco-Core	Gap
	Stk #	Plug Type	Stk #	Plug Type			
BEAMAN							
GARDEN TRACTORS							
1/2"-14 Heads	525	25	---	---	---	---	.030
18mm Heads	541	RD16	516	D16	---	---	.025
7/8"-18 Heads	569	W14	---	---	---	---	.025
BEAR CAT							
CHIPPERS, SHREDDERS, STUMP GRINDERS, TRACTORS, VACUUMS							
1/2"-14 Heads	525	25	---	---	---	---	.030
18mm Heads	541	RD16	516	D16	---	---	.025
7/8"-18 Heads	569	W14	---	---	---	---	.025
OHV; Briggs & Stratton Intek OHV 6, 12.5, 10.5, 8, 18hp	71	RC12YC	946	QC12YC	5071	71EZ	.030
Single Cylinder; Briggs & Stratton Single Cylinder	868	RJ19LM	861	J19LM	5861	861EZ	.030
1.1L; Ford 1.1L	304	RS9YC	---	---	---	---	.035
1.3L; Ford 1.3L	304	RS9YC	---	---	---	---	.035
OHV; Honda OHV 11, 8, 13, 5.5hp	322	RN11YC4	302	N11YC	5322	322EZ	.030
OHV; Honda OHV 5hp	415	RN9YC	300	N9YC	5322	322EZ	.030
V-Twin; Honda V-Twin 24, 20hp	322	RN11YC4	302	N11YC	5322	322EZ	.030
OHV; Kohler OHV 14hp	71	RC12YC	946	QC12YC	5071	71EZ	.040
V-Twin; Kohler V-Twin 20, 25hp	71	RC12YC	946	QC12YC	5071	71EZ	.030
Tecumseh 8hp	871	RJ8C	841	J8C	5843	843EZ	.030
Wisconsin 35hp	541	RD16	516	D16	---	---	.025
LAWN MOWERS							
Briggs & Stratton	868	RJ19LM	947	QJ19LM	5861	861EZ	.030
OHV; Honda OHV 5hp	415	RN9YC	300	N9YC	5322	322EZ	.030
TRIMMERS							
Briggs & Stratton 4, 6, 3.75, 5hp	868	RJ19LM	947	QJ19LM	5861	861EZ	.030
OHC; Honda OHC Twin 5.5hp	415	RN9YC	300	N9YC	5322	322EZ	.030
OHV; Honda OHV 5hp	415	RN9YC	300	N9YC	5322	322EZ	.030
BEAZLEY							
MOWERS							
14mm Heads	871	RJ8C	841	J8C	5843	843EZ	.025
18mm Heads	541	RD16	516	D16	---	---	.025
BED EDGER							
EDGERS							
Briggs & Stratton 10.5hp	868	RJ19LM	947	QJ19LM	5861	861EZ	.030
Honda 8, 13, 9hp	322	RN11YC4	302	N11YC	5322	322EZ	.030
BED SHAPER							
EDGERS							
OHV; Kawasaki OHV 14, 9hp	322	RN11YC4	302	N11YC	5322	322EZ	.030
BEELINE							
STUMP GRINDERS							
Honda 24, 20hp	322	RN11YC4	302	N11YC	5322	322EZ	.030
Kohler 25, 20hp	71	RC12YC	946	QC12YC	5071	71EZ	.030
BEFCO							
REAR DECK MOWERS							
Briggs & Stratton 10.5hp	868	RJ19LM	947	QJ19LM	5861	861EZ	.030
Kohler 8hp	854	RH10C	844	H10C	---	---	.030
BETTER							
QUICK 36							
Briggs & Stratton Intek 13hp	868	RJ19LM	947	QJ19LM	5861	861EZ	.030
BFB							
RIDING MOWERS							
OHV; Briggs & Stratton OHV 15.5, 12.5hp	71	RC12YC	946	QC12YC	5071	71EZ	.030
V-Twin; Briggs & Stratton Vanguard V-Twin 16, 20, 18hp	431	RC14YC	---	---	5071	71EZ	.030



Model/Engine	Copper Plus®		Alternate Plug		EZ Start™	EZ Start™ w/Eco-Core	Gap
	Stk #	Plug Type	Stk #	Plug Type			
BIG SNAPPER							
MOWERS							
All Models	541	RD16	516	D16	---	---	.030
BIG WHEEL							
LAWN MOWERS							
Briggs & Stratton	868	RJ19LM	861	J19LM	5861	861EZ	.030
BIG-GIANT							
LOG SPLITTERS							
Briggs & Stratton 5, 8, 10, 11hp	868	RJ19LM	947	QJ19LM	5861	861EZ	.030
K181 Kohler 8hp	868	RJ19LM	861	J19LM	5861	861EZ	.030
Kohler 10, 16, 14hp	854	RH10C	844	H10C	---	---	.030
BIG-PRO							
RIDING MOWERS							
Twin; Kohler Twin 18, 20hp	25	RV17YC	---	---	---	---	.025
BILLY GOAT							
BLOWERS, BRUSHCUTTERS, HEDGE TRIMMERS, SHREDDERS, SLOTTERS, VACUUMS, WIRE BRUSHES							
Briggs & Stratton 5, 10.5, 8.5, 3.5, 11, 5.5, 8hp	868	RJ19LM	947	QJ19LM	5861	861EZ	.030
V-Twin; Briggs & Stratton Vanguard V-Twin 16hp	431	RC14YC	---	---	5071	71EZ	.030
OHV; Honda OHV 5.5, 8, 11, 4hp	322	RN11YC4	302	N11YC	5322	322EZ	.030
OHV; Honda OHV 5hp	415	RN9YC	300	N9YC	5322	322EZ	.030
Kawasaki 7.5hp	806	L92YC	---	---	---	---	.030
Kohler	868	RJ19LM	861	J19LM	5861	861EZ	.030
Kohler 16hp	854	RH10C	844	H10C	---	---	.030
KS410	849	CJ6	---	---	---	---	.025
Tecumseh 5.5hp	868	RJ19LM	861	J19LM	5861	861EZ	.030
BLACK ROCK							
BLOWERS, MOWERS							
Briggs & Stratton 11, 8hp	868	RJ19LM	947	QJ19LM	5861	861EZ	.030
Briggs & Stratton Vanguard 12.5hp	71	RC12YC	946	QC12YC	5071	71EZ	.030
Kawasaki 2.4hp	840	RCJ8	843	CJ8	5843	843EZ	.030
OHV; Kawasaki OHV 14hp	322	RN11YC4	302	N11YC	5322	322EZ	.030
V-Twin; Kawasaki V-Twin 17, 21, 25hp	322	RN11YC4	302	N11YC	5322	322EZ	.030
V-Twin; Kohler V-Twin 22hp	71	RC12YC	946	QC12YC	5071	71EZ	.030
TRIMMERS							
Grass Trimmer, Hedge Trimmer	840	RCJ8	843	CJ8	5843	843EZ	.030
BLAIR							
LAWN MOWERS							
All Models	868	RJ19LM	861	J19LM	5861	861EZ	.030
BLEC							
SEEDERS							
OHV; Honda OHV 5.5hp	322	RN11YC4	302	N11YC	5322	322EZ	.030
BLUE BIRD							
AUGERS							
NEA52E	859	RCJ7Y	853	CJ7Y	5843	843EZ	.030
BRUSHCUTTERS, TRIMMERS							
K25, K29, M34	840	RCJ8	843	CJ8	5843	843EZ	.030
M27, ZM34	849	CJ6	---	---	---	---	.025
M41, ZM47, M54	859	RCJ7Y	853	CJ7Y	5843	843EZ	.030
HEDGE TRIMMERS							
H23E, H27E	849	CJ6	---	---	---	---	.025
LAWN AERATORS, CHIPPER, SHREDDERS, COMBERS, SEEDERS, SOD CUTTERS, VACUUMS							
Briggs & Stratton 8, 3, 3.5, 5, 7hp	868	RJ19LM	947	QJ19LM	5861	861EZ	.030
Briggs & Stratton Intek 5.5hp	71	RC12YC	946	QC12YC	5071	71EZ	.020
OHV; Honda OHV 5.5, 4, 8hp	322	RN11YC4	302	N11YC	5322	322EZ	.030
OHV; Kohler OHV 6hp	71	RC12YC	946	QC12YC	5071	71EZ	.030
Tecumseh 3.5hp	856	RJ17LM	845	J17LM	5861	861EZ	.030
RIDING MOWERS							
Briggs & Stratton 12.5hp	868	RJ19LM	947	QJ19LM	5861	861EZ	.030
V-Twin; Briggs & Stratton Vanguard V-Twin 16hp	431	RC14YC	---	---	5071	71EZ	.030

**LAWN & GARDEN EQUIPMENT**BOUGIES POUR PETITS MOTEURS
Para motores de césped y jardín

Model/Engine	Copper Plus®		Alternate Plug		EZ Start™	EZ Start™ w/Eco•Core	Gap
	Stk #	Plug Type	Stk #	Plug Type			
BLUE BIRD (cont)							
WHEELBARROWS							
OHV; Honda OHV 5hp	415	RN9YC	300	N9YC	5322	322EZ	.030
BMB							
LAWN MOWERS							
All Models	868	RJ19LM	861	J19LM	5861	861EZ	.030
BOB-A-LAWN							
LAWN MOWERS							
All Models	868	RJ19LM	861	J19LM	5861	861EZ	.030
BOBCAT							
BLOWERS, MOWERS, VACUUMS							
Briggs & Stratton 5, 12, 8.5hp	868	RJ19LM	947	QJ19LM	5861	861EZ	.030
Briggs & Stratton Intek 12.5, 18, 6.5, 13.5hp	71	RC12YC	946	QC12YC	5071	71EZ	.020
Twin; Briggs & Stratton Twin 18hp	868	RJ19LM	947	QJ19LM	5861	861EZ	.030
V-Twin; Briggs & Stratton Vanguard V-Twin 16hp	431	RC14YC	---	---	5071	71EZ	.030
DM950G Briggs & Stratton 31hp	71	RC12YC	946	QC12YC	5071	71EZ	.020
Edger/Trimmers	840	RCJ8	843	CJ8	5843	843EZ	.030
1.1L; Ford 1.1L	322	RN11YC4	302	N11YC	5322	322EZ	.035
Kawasaki 12.5, 13.5hp	840	RCJ8	843	CJ8	5843	843EZ	.030
OHV; Kawasaki OHV 15, 14hp	322	RN11YC4	302	N11YC	5322	322EZ	.030
V-Twin; Kawasaki V-Twin 15, 17hp	863	RCJ8Y	848	CJ8Y	5843	843EZ	.030
V-Twin; Kawasaki V-Twin 19, 25, 23, 21hp	322	RN11YC4	302	N11YC	5322	322EZ	.030
Kohler 16, 14hp	854	RH10C	844	H10C	---	---	.030
OHV; Kohler OHV 15, 12.5hp	71	RC12YC	946	QC12YC	5071	71EZ	.040
Twin; Kohler Twin 18, 20hp	25	RV17YC	---	---	---	---	.025
V-Twin; Kohler V-Twin 27, 25, 23, 22, 18, 20hp	71	RC12YC	946	QC12YC	5071	71EZ	.030
V-Twin; Kohler V-Twin EFI 28, 26hp	71	RC12YC	946	QC12YC	5071	71EZ	.030
Twin; Onan Twin 24hp	909	RS17YX	---	---	---	---	.025
OHV; Tecumseh OHV 11hp	104	RN4C	803	N4C	---	---	.030
BOLENS							
GARDEN TRACTORS							
All other Tec. Engs.	871	RJ8C	841	J8C	5843	843EZ	.030
Briggs & Stratton	868	RJ19LM	861	J19LM	5861	861EZ	.030
Kohler 18, 19, 20, 23hp	854	RH10C	844	H10C	---	---	.030
Twin; Kohler Twin 17hp	25	RV17YC	---	---	---	---	.025
Onan BF	857	RH18Y	---	---	---	---	.025
Tecumseh 14, 16hp	874	RL82C	811	L82C	---	---	.030
Wisconsin	541	RD16	516	D16	---	---	.030
LAWN MOWERS							
020L Briggs & Stratton 4.50 ft-lbs Gross Torque 148cc	868	RJ19LM	868LMC	RJ19LMC	5861	861EZ	.020
Briggs & Stratton	868	RJ19LM	947	QJ19LM	5861	861EZ	.030
Briggs & Stratton 4.50 ft-lbs Gross Torque 148cc	868	RJ19LM	868LMC	RJ19LMC	5861	861EZ	.020
Briggs & Stratton 5.0 ft-lbs Gross Torque 158cc	868	RJ19LM	868LMC	RJ19LMC	5861	861EZ	.020
Tecumseh	871	RJ8C	841	J8C	5843	843EZ	.030
MULCHERS, TILLERS							
Briggs & Stratton	868	RJ19LM	861	J19LM	5861	861EZ	.030
Lauson	871	RJ8C	841	J8C	5843	843EZ	.030
Tecumseh	871	RJ8C	841	J8C	5843	843EZ	.030
RIDING MOWERS							
Briggs & Stratton Single Cylinder 13.5hp 500cc	71	RC12YC	946	QC12YC	5071	71EZ	.030
BORDERLINE							
CURB MAKERS, TRENCHERS							
Briggs & Stratton 3.5hp	868	RJ19LM	947	QJ19LM	5861	861EZ	.030
Honda 2.5, 2.2hp	846	CJ14	---	---	5846	846EZ	.030
Honda 3hp	322	RN11YC4	302	N11YC	5322	322EZ	.030
OHV; Honda OHV 4hp	322	RN11YC4	302	N11YC	5322	322EZ	.030



Model/Engine	Copper Plus®		Alternate Plug		EZ	EZ Start™	Gap
	Stk #	Plug Type	Stk #	Plug Type	Start™	w/Eco-Core	
BOTAG							
LAWN MOWERS							
Briggs & Stratton 5.5hp	868	RJ19LM	947	QJ19LM	5861	861EZ	.030
BRADLEY							
CURB MAKERS, TRENCHERS							
Briggs & Stratton	868	RJ19LM	861	J19LM	5861	861EZ	.030
BRAID							
LOG SPLITTERS							
Briggs & Stratton	868	RJ19LM	861	J19LM	5861	861EZ	.030
BRAVE							
BLOWERS, CHIPPERS, LOG SPLITTERS, SHREDDERS							
Briggs & Stratton 8, 3.75, 5hp	868	RJ19LM	947	QJ19LM	5861	861EZ	.030
Briggs & Stratton Vanguard 9hp	71	RC12YC	946	QC12YC	5071	71EZ	.030
OHV; Honda OHV 5.5, 8, 11hp	322	RN11YC4	302	N11YC	5322	322EZ	.030
OHV; Kohler OHV 11hp	71	RC12YC	946	QC12YC	5071	71EZ	.040
Tecumseh 3.8, 3.5hp	868	RJ19LM	861	J19LM	5861	861EZ	.030
Tecumseh 8hp	871	RJ8C	841	J8C	5843	843EZ	.030
OHV; Tecumseh OHV 5.5hp	104	RN4C	803	N4C	---	---	.030
LAWN MOWERS							
Briggs & Stratton	868	RJ19LM	861	J19LM	5861	861EZ	.030
BREADY							
GARDEN TRACTORS							
14mm Heads	871	RJ8C	841	J8C	5843	843EZ	.030
18mm Heads	541	RD16	516	D16	---	---	.030
BRIGGS & STRATTON							
POWER WASHERS							
2500 MAX PSI Briggs & Stratton Single Cylinder OHV 6.75 ft-lbs Gross Torque 190cc	71	RC12YC	946	QC12YC	5071	71EZ	.030
Professional Series; 2700 MAX PSI Briggs & Stratton Single Cylinder OHV Professional Series 7.75 ft-lbs Gross Torque 175cc	71	RC12YC	946	QC12YC	5071	71EZ	.030
Professional Series; 3000 PSI With QUIET SENSE Briggs & Stratton Single Cylinder OHV Professional Series 8.75 ft-lbs Gross Torque 190cc	71	RC12YC	946	QC12YC	5071	71EZ	.030
1150 Series; 3400 MAX PSI, 3300 MAX PSI Briggs & Stratton Single Cylinder OHV 1150 Series 11.50 ft-lbs Gross Torque 250cc	71	RC12YC	946	QC12YC	5071	71EZ	.030
BRINLY-HARDY							
TILLERS							
	871	RJ8C	841	J8C	5843	843EZ	.030
BROUWER							
TURF EQUIPMENT							
OHV; Honda OHV 5.5hp	322	RN11YC4	302	N11YC	5322	322EZ	.030
OHV; Honda OHV 5hp	415	RN9YC	300	N9YC	5322	322EZ	.030
Kawasaki 1.2hp	840	RCJ8	843	CJ8	5843	843EZ	.030
OHV; Kohler OHV 15hp	71	RC12YC	946	QC12YC	5071	71EZ	.030
Mitsubishi	840	RCJ8	843	CJ8	5843	843EZ	.030
BROYHILL							
SPRAYERS							
	840	RCJ8	843	CJ8	5843	843EZ	.030
BRUSHKING							
BRUSHCUTTERS, TRIMMERS							
BK32, BK32LT	863	RCJ8Y	848	CJ8Y	5843	843EZ	.030
BK49	852	RCJ6Y	858	CJ6Y	5852	852EZ	.030
BK85, BK100	856	RJ17LM	845	J17LM	5861	861EZ	.030
BRUTUS POWER ROLLERS							
ROLLERS							
Briggs & Stratton 3.5, 5hp	868	RJ19LM	947	QJ19LM	5861	861EZ	.030
OHV; Briggs & Stratton Intek OHV 5.5hp	71	RC12YC	946	QC12YC	5071	71EZ	.020
OHV; Honda OHV 5.5hp	322	RN11YC4	302	N11YC	5322	322EZ	.030
Kohler Command Pro 6, 13hp	71	RC12YC	946	QC12YC	5071	71EZ	.040

**LAWN & GARDEN EQUIPMENT**BOUGIES POUR PETITS MOTEURS
Para motores de césped y jardín

Model/Engine	Copper Plus®		Alternate Plug		EZ Start™	EZ Start™ w/Eco-Core	Gap
	Stk #	Plug Type	Stk #	Plug Type			
BUCH							
LAWN MOWERS							
All Models	868	RJ19LM	861	J19LM	5861	861EZ	.030
BUFFALO SONIC							
SPRAYERS							
	830	RL86C	306	L86C	---	---	.030
BUFFALO TURBINE							
DEBRIS BLOWERS							
V-Twin; Kohler V-Twin 23, 20hp	71	RC12YC	946	QC12YC	5071	71EZ	.030
Wisconsin 36hp	541	RD16	516	D16	---	---	.025
BUNDY							
AERATORS							
Aer-Eze	840	RCJ8	843	CJ8	5843	843EZ	.030
BUNTON							
EDGERS, TRIMMERS							
LBF-18K, LBF-18KT, LBS-24K, LBS-24KT, LBS-33K, LBS-33KT	840	RCJ8	843	CJ8	5843	843EZ	.030
ESTATEPRO							
Briggs & Stratton 17.5hp	71	RC12YC	946	QC12YC	5071	71EZ	.030
V-Twin; Briggs & Stratton Intek V-Twin 25, 18hp	71	RC12YC	946	QC12YC	5071	71EZ	.030
GARDEN TRACTORS, RAKES							
Briggs & Stratton 8hp	868	RJ19LM	947	QJ19LM	5861	861EZ	.030
Briggs & Stratton Intek 6.5hp	71	RC12YC	946	QC12YC	5071	71EZ	.020
V-Twin; Briggs & Stratton Vanguard V-Twin 14, 16, 20hp	431	RC14YC	---	---	5071	71EZ	.030
OHV; Honda OHV 11hp	322	RN11YC4	302	N11YC	5322	322EZ	.030
Liquid-Cooled; Kawasaki Liquid-Cooled V-Twin 20hp	840	RCJ8	843	CJ8	5843	843EZ	.030
OHV; Kawasaki OHV 14hp	322	RN11YC4	302	N11YC	5322	322EZ	.030
V-Twin; Kawasaki V-Twin 17hp	863	RCJ8Y	848	CJ8Y	5843	843EZ	.030
V-Twin; Kawasaki V-Twin 21, 19hp	322	RN11YC4	302	N11YC	5322	322EZ	.030
OHV; Kohler OHV 12.5, 15hp	71	RC12YC	946	QC12YC	5071	71EZ	.040
V-Twin; Kohler V-Twin 17, 22, 18, 25hp	71	RC12YC	946	QC12YC	5071	71EZ	.030
Twin; Onan Twin 20hp	909	RS17YX	---	---	---	---	.030
LAWN MOWERS							
Briggs & Stratton 5hp	868	RJ19LM	947	QJ19LM	5861	861EZ	.030
RIDING MOWERS, TURF EQUIPMENT, UTILITY TRACTORS							
Briggs & Stratton 5hp	868	RJ19LM	947	QJ19LM	5861	861EZ	.030
Briggs & Stratton Intek 18hp	71	RC12YC	946	QC12YC	5071	71EZ	.020
Liquid-Cooled; Briggs & Stratton Liquid-Cooled 3-Cylinder 31hp	71	RC12YC	946	QC12YC	5071	71EZ	.020
V-Twin; Briggs & Stratton Vanguard V-Twin 18hp	431	RC14YC	---	---	5071	71EZ	.030
Clinton	592	RJ12C	511	J11C	---	---	.030
OHV; Honda OHV 13hp	322	RN11YC4	302	N11YC	5322	322EZ	.030
JLO	830	RL86C	306	L86C	---	---	.030
Liquid-Cooled; Kawasaki Liquid-Cooled V-Twin 14.5, 18hp	840	RCJ8	843	CJ8	5843	843EZ	.030
OHV; Kawasaki OHV 12.5hp	322	RN11YC4	302	N11YC	5322	322EZ	.030
V-Twin; Kawasaki V-Twin 15hp	863	RCJ8Y	848	CJ8Y	5843	843EZ	.030
V-Twin; Kawasaki V-Twin 25hp	322	RN11YC4	302	N11YC	5322	322EZ	.030
OHV; Kohler OHV 14hp	71	RC12YC	946	QC12YC	5071	71EZ	.040
OHV; Kohler OHV EFI 26hp	71	RC12YC	946	QC12YC	5071	71EZ	.040
V-Twin; Kohler V-Twin 20hp	71	RC12YC	946	QC12YC	5071	71EZ	.030
Twin; Onan Twin 18hp	909	RS17YX	---	---	---	---	.030
Robin	830	RL86C	306	L86C	---	---	.025
Tecumseh	868	RJ19LM	861	J19LM	5861	861EZ	.030
BURKEEN							
TRENCHERS							
OHV; Honda OHV 13hp	322	RN11YC4	302	N11YC	5322	322EZ	.030
Twin; Onan Twin 16hp	909	RS17YX	---	---	---	---	.030



Model/Engine	Copper Plus®		Alternate Plug		EZ	EZ Start™	Gap
	Stk #	Plug Type	Stk #	Plug Type	Start™	w/Eco-Core	
BUSH HOG							
MOWERS, TRIMMERS							
Briggs & Stratton	868	RJ19LM	947	QJ19LM	5861	861EZ	.030
Briggs & Stratton 16hp	71	RC12YC	946	QC12YC	5071	71EZ	.030
V-Twin; Briggs & Stratton Vanguard V-Twin 18hp	431	RC14YC	---	---	5071	71EZ	.030
2-Cycle; Honda 2-Cycle 11hp	863	RCJ8Y	848	CJ8Y	5843	843EZ	.030
OHV; Honda OHV 11, 20, 13, 24hp	322	RN11YC4	302	N11YC	5322	322EZ	.030
Kawasaki 12.5hp	840	RCJ8	843	CJ8	5843	843EZ	.025
Liquid-Cooled; Kawasaki Liquid-Cooled V-Twin 20hp	840	RCJ8	843	CJ8	5843	843EZ	.025
Liquid-Cooled; Kawasaki Liquid-Cooled V-Twin 25hp	404	RN12YC	38	N12YC	---	---	.030
OHV; Kawasaki OHV 14hp	322	RN11YC4	302	N11YC	5322	322EZ	.030
Kohler Command Pro 27, 26hp	71	RC12YC	946	QC12YC	5071	71EZ	.030
V-Twin; Kohler V-Twin 23, 18, 25, 22hp	71	RC12YC	946	QC12YC	5071	71EZ	.030
Tecumseh	871	RJ8C	841	J8C	5843	843EZ	.030
Wisconsin	541	RD16	516	D16	---	---	.030
BUSY BUZZER							
FERTILIZER SPREADERS							
OHV; Honda OHV 5.5hp	322	RN11YC4	302	N11YC	5322	322EZ	.030
BYERS							
MOWERS, TRIMMERS							
V-Twin; Briggs & Stratton Vanguard V-Twin 18, 14hp	431	RC14YC	---	---	5071	71EZ	.030
OHV; Kawasaki OHV 14hp	322	RN11YC4	302	N11YC	5322	322EZ	.030
OHV; Kohler OHV 14hp	71	RC12YC	946	QC12YC	5071	71EZ	.040
V-Twin; Kohler V-Twin 25, 20, 18hp	71	RC12YC	946	QC12YC	5071	71EZ	.040
OHV; Tecumseh OHV 14hp	874	RL82C	811	L82C	---	---	.030
BYHO							
SANDTRAP, LAWN EDGERS							
Briggs & Stratton 3.5hp	868	RJ19LM	861	J19LM	5861	861EZ	.030
Honda 2.5hp	846	CJ14	---	---	5846	846EZ	.030
C & S TURF CARE							
SPRAYING EQUIPMENT							
Briggs & Stratton 8, 5.5, 5, 3hp	868	RJ19LM	947	QJ19LM	5861	861EZ	.030
Briggs & Stratton Vanguard 9hp	71	RC12YC	946	QC12YC	5071	71EZ	.030
Honda 4, 5.5, 9, 11, 8, 13hp	322	RN11YC4	302	N11YC	5322	322EZ	.030
V-Twin; Kohler Command V-Twin 20hp	71	RC12YC	946	QC12YC	5071	71EZ	.030
CAGLE							
SPRAYERS							
Briggs & Stratton	868	RJ19LM	861	J19LM	5861	861EZ	.030
Kohler 8hp	854	RH10C	844	H10C	---	---	.025
CAJUN							
CUTTER MOWER							
Briggs & Stratton Intek 6.75hp	71	RC12YC	946	QC12YC	5071	71EZ	.020
MOWERS							
Briggs & Stratton Intek 8, 6.5hp	71	RC12YC	946	QC12YC	5071	71EZ	.020
CAMPBELL-HAUSFELD							
SPRAYERS							
Briggs & Stratton	868	RJ19LM	947	QJ19LM	5861	861EZ	.030
Briggs & Stratton Intek 6.5hp	71	RC12YC	946	QC12YC	5071	71EZ	.020
CANADIANA							
GARDEN TRACTORS, TILLERS							
Tecumseh	871	RJ8C	841	J8C	5843	843EZ	.030
LAWN MOWERS							
All Models	868	RJ19LM	861	J19LM	5861	861EZ	.030
CANYCOM							
MOWERS							
V-Twin; Briggs & Stratton Vanguard V-Twin 21hp	431	RC14YC	---	---	5071	71EZ	.030
Kawasaki 23hp	404	RN12YC	38	N12YC	---	---	.030

**LAWN & GARDEN EQUIPMENT**

BOUGIES POUR PETITS MOTEURS

Para motores de césped y jardín



Model/Engine	Copper Plus®		Alternate Plug		EZ Start™	EZ Start™ w/Eco•Core	Gap
	Stk #	Plug Type	Stk #	Plug Type			
CARETAKER							
LAWN MOWERS							
All Models	868	RJ19LM	861	J19LM	5861	861EZ	.030
CARGILE							
LAWN MOWERS							
Tecumseh 5.5hp	868	RJ19LM	861	J19LM	5861	861EZ	.030
CARLSON							
EARTH DRILLS, TRENCHERS							
Briggs & Stratton 5hp	868	RJ19LM	947	QJ19LM	5861	861EZ	.030
Honda 5.5hp	322	RN11YC4	302	N11YC	5322	322EZ	.030
Robin 4.5hp	929	RL95YC	---	---	---	---	.025
CARMEC							
BRUSHCUTTERS, TRIMMERS							
M27	849	CJ6	---	---	---	---	.025
M34, ZM41, M45, M47	840	RCJ8	843	CJ8	5843	843EZ	.030
M41	859	RCJ7Y	853	CJ7Y	5843	843EZ	.030
CHIPPERS, SHREDDERS, LOG SPLITTERS, MOWERS							
	322	RN11YC4	302	N11YC	5322	322EZ	.030
Briggs & Stratton 5, 3.5, 8hp	868	RJ19LM	947	QJ19LM	5861	861EZ	.030
Briggs & Stratton Vanguard 5.5hp	71	RC12YC	946	QC12YC	5071	71EZ	.020
V-Twin; Briggs & Stratton Vanguard V-Twin 18hp	431	RC14YC	---	---	5071	71EZ	.030
HEDGE TRIMMERS							
H27E	849	CJ6	---	---	---	---	.025
CAROLINA							
TILLERS, PLOWS							
Briggs & Stratton	868	RJ19LM	861	J19LM	5861	861EZ	.030
Clinton	871	RJ8C	841	J8C	5843	843EZ	.030
CASE							
LAWN MOWERS							
All Models	868	RJ19LM	861	J19LM	5861	861EZ	.030
TURF EQUIPMENT							
Briggs & Stratton	868	RJ19LM	861	J19LM	5861	861EZ	.030
Kohler 10, 14, 12hp	854	RH10C	844	H10C	---	---	.030
Kohler 7hp	868	RJ19LM	861	J19LM	5861	861EZ	.030
Onan B43M, B48M, BF	857	RH18Y	---	---	---	---	.025
Onan CCKA	538	RH8C	587	H8C	---	---	.030
Onan NHC	123	RN5C	120	N5C	---	---	.030
Tecumseh 12, 10, 7hp	871	RJ8C	841	J8C	5843	843EZ	.030
CASEY MOW							
LAWN MOWERS							
All Models	868	RJ19LM	861	J19LM	5861	861EZ	.030
CASTEL GARDEN							
LAWN MOWERS							
Briggs & Stratton 5, 3.75, 3.5, 5.5hp	868	RJ19LM	861	J19LM	5861	861EZ	.030
Honda 5hp	415	RN9YC	300	N9YC	5322	322EZ	.030
Tecumseh 5, 4, 3.5hp	871	RJ8C	841	J8C	5843	843EZ	.030
RIDING MOWERS							
Briggs & Stratton 15, 16, 12.5hp	868	RJ19LM	947	QJ19LM	5861	861EZ	.030
V-Twin; Briggs & Stratton Vanguard V-Twin 18, 16hp	431	RC14YC	---	---	5071	71EZ	.030
CENTAUR							
GARDEN TRACTORS							
18mm Heads	541	RD16	516	D16	---	---	.025
7/8"-18 Heads	569	W14	---	---	---	---	.025
CENTRAL HYDRAULICS							
LOG SPLITTERS							
Briggs & Stratton 5hp	868	RJ19LM	947	QJ19LM	5861	861EZ	.030
Honda 5.5hp	322	RN11YC4	302	N11YC	5322	322EZ	.030



Model/Engine	Copper Plus®		Alternate Plug		EZ	EZ Start™	Gap
	Stk #	Plug Type	Stk #	Plug Type	Start™	w/Eco-Core	
CENTRAL PARK							
LAWN MOWERS							
Briggs & Stratton	868	RJ19LM	861	J19LM	5861	861EZ	.030
RIDING MOWERS							
Briggs & Stratton	868	RJ19LM	861	J19LM	5861	861EZ	.030
V-Twin; Briggs & Stratton Vanguard V-Twin	431	RC14YC	---	---	5071	71EZ	.030
CERTIFIED							
LAWN MOWERS							
Briggs & Stratton	868	RJ19LM	861	J19LM	5861	861EZ	.030
Clinton	854	RH10C	844	H10C	---	---	.030
CHAIN-TRED							
GARDEN TRACTORS							
14mm Heads	871	RJ8C	841	J8C	5843	843EZ	.025
18mm Heads	541	RD16	516	D16	---	---	.025
CHARTERHOUSE							
AERATORS, SCARIFIERS							
OHV; Honda OHV 5.5hp	322	RN11YC4	302	N11YC	5322	322EZ	.030
CHIEF							
LAWN MOWERS							
All Models	592	RJ12C	---	---	---	---	.030
CHIEFTAIN							
LAWN MOWERS							
Briggs & Stratton	868	RJ19LM	947	QJ19LM	5861	861EZ	.030
CHIP-IT							
CHIPPERS, STUMP GRINDERS							
800G, Chip-Pit II	868	RJ19LM	861	J19LM	5861	861EZ	.030
Kohler 12hp	854	RH10C	844	H10C	---	---	.030
Twin; Kohler Twin 18hp	25	RV17YC	---	---	---	---	.030
CHOREMASTER							
(SEE MAGNA)							
Garden Tractors	871	RJ8C	841	J8C	5843	843EZ	.030
Tillers	868	RJ19LM	861	J19LM	5861	861EZ	.030
LAWN MOWERS							
All Models	868	RJ19LM	861	J19LM	5861	861EZ	.030
CLARKE							
LAWN MOWERS							
All Models	868	RJ19LM	861	J19LM	5861	861EZ	.030
LOG SPLITTERS							
Briggs & Stratton 4, 3.75hp	868	RJ19LM	947	QJ19LM	5861	861EZ	.030
TILLERS							
830, 850	840	RCJ8	843	CJ8	5843	843EZ	.030
CLARKE DELCO							
LITTER VACS							
Tecumseh 6hp	871	RJ8C	841	J8C	5843	843EZ	.030
SWEEPERS							
Tecumseh 6, 4hp	871	RJ8C	841	J8C	5843	843EZ	.030
CLASSEN							
AERATORS, SOD CUTTERS, SEEDERS							
OHV; Honda OHV 8hp	322	RN11YC4	302	N11YC	5322	322EZ	.030
OHV; RS-36, TS-20, SC-12, SC-18, SC-20 Honda OHV 5.5, 8, 4hp	322	RN11YC4	302	N11YC	5322	322EZ	.030
OHV; SC-12, SC-18, SC-20 Honda OHV 5.5, 8, 4hp	322	RN11YC4	302	N11YC	5322	322EZ	.030
TA-15 Briggs & Stratton 3.5hp	868	RJ19LM	947	QJ19LM	5861	861EZ	.030
OHV; TA-15, TA-17, TA-19, TA-25, TA-26 Honda OHV 5.5, 8, 4hp	322	RN11YC4	302	N11YC	5322	322EZ	.030
TR20, TRC20, TS20 Briggs & Stratton Intek 5.5hp	71	RC12YC	946	QC12YC	5071	71EZ	.020
TS-20 Briggs & Stratton 5hp	868	RJ19LM	947	QJ19LM	5861	861EZ	.030

**LAWN & GARDEN EQUIPMENT**BOUGIES POUR PETITS MOTEURS
Para motores de césped y jardín

Model/Engine	Copper Plus®		Alternate Plug		EZ Start™	EZ Start™ w/Eco•Core	Gap
	Stk #	Plug Type	Stk #	Plug Type			
CLEAN-CUT							
LAWN MOWERS							
All Models	868	RJ19LM	861	J19LM	5861	861EZ	.030
CLEMSON							
LAWN MOWERS							
All Models	868	RJ19LM	861	J19LM	5861	861EZ	.030
CLINTON							
Sprayers, Edgers, Tillers	592	RJ12C	511	J11C	---	---	.030
LAWN MOWERS							
Chief	592	RJ12C	---	---	---	---	.030
Chieftain	14	RJ12YC	10	J12YC	---	---	.030
CLIPPER CHIPPER							
CHIPPERS, SHREDDERS							
Beaver Wisconsin	541	RD16	516	D16	---	---	.030
Chipmunk Briggs & Stratton	868	RJ19LM	861	J19LM	5861	861EZ	.030
CLUB CAR							
UTILITY VEHICLES							
OHV; Carryall Kawasaki OHV 11.1, 9hp	322	RN11YC4	302	N11YC	5322	322EZ	.030
Golf Cart Kawasaki KF82 8.2hp	896	L90C	---	---	---	---	.030
COLDWELL							
GARDEN TRACTORS							
1/2"-14 Heads	525	25	---	---	---	---	.025
7/8"-18 Heads	569	W14	---	---	---	---	.025
Briggs & Stratton	868	RJ19LM	861	J19LM	5861	861EZ	.030
Clinton	871	RJ8C	841	J8C	5843	843EZ	.025
COLEMAN							
GARDEN PLOWS							
Briggs & Stratton 3hp	868	RJ19LM	861	J19LM	5861	861EZ	.030
COLT							
RIDING MOWERS, TILLERS, TRACTORS							
Kohler 12, 10hp	854	RH10C	844	H10C	---	---	.025
Kohler 7hp	868	RJ19LM	861	J19LM	5861	861EZ	.025
Tecumseh	871	RJ8C	841	J8C	5843	843EZ	.030
COLUMBIA							
LAWN MOWERS							
All Models	868	RJ19LM	861	J19LM	5861	861EZ	.030
SHREDDERS, TILLERS, TRACTORS							
Briggs & Stratton	868	RJ19LM	861	J19LM	5861	861EZ	.030
Tecumseh	856	RJ17LM	845	J17LM	5861	861EZ	.030
COLUMBIA PAR CAR							
UTILITY VEHICLES							
Single Cylinder; Briggs & Stratton Single Cylinder	868	RJ19LM	861	J19LM	5861	861EZ	.030
Briggs & Stratton Vanguard 9hp	71	RC12YC	946	QC12YC	5071	71EZ	.030
Golf Carts	929	RL95YC	---	---	---	---	.030
COMMERCIAL CLIPPER							
RIDING MOWERS							
Twin; Kohler Twin 18, 20hp	25	RV17YC	---	---	---	---	.025
V-Twin; Kohler V-Twin 22, 25hp	71	RC12YC	946	QC12YC	5071	71EZ	.030
CON-SOL							
LAWN MOWERS							
All Models	868	RJ19LM	861	J19LM	5861	861EZ	.030
CONTOUR							
LAWN MOWERS							
All Models	868	RJ19LM	861	J19LM	5861	861EZ	.030



Model/Engine	Copper Plus®		Alternate Plug		EZ	EZ Start™	Gap
	Stk #	Plug Type	Stk #	Plug Type	Start™	w/Eco-Core	
CONTREE							
SPRAYERS							
Single Cylinder; Briggs & Stratton Single Cylinder	868	RJ19LM	861	J19LM	5861	861EZ	.030
OHV; Honda OHV 5hp	415	RN9YC	300	N9YC	5322	322EZ	.030
CONVERTIBLE (SEE RICH)							
MOWERS							
OHV; Kawasaki OHV 17hp	322	RN11YC4	302	N11YC	5322	322EZ	.030
V-Twin; Kawasaki V-Twin 17hp	863	RCJ8Y	848	CJ8Y	5843	843EZ	.030
V-Twin; Kohler V-Twin 17, 25, 22, 20hp	71	RC12YC	946	QC12YC	5071	71EZ	.030
COOPER							
AERATORS							
Echo	840	RCJ8	843	CJ8	5843	843EZ	.025
CHIPPERS							
Briggs & Stratton 5hp	868	RJ19LM	947	QJ19LM	5861	861EZ	.030
COMPOSTERS							
Tecumseh	868	RJ19LM	861	J19LM	5861	861EZ	.030
DITCHER							
OHV; Honda OHV 5hp	415	RN9YC	300	N9YC	5322	322EZ	.030
EDGERS							
Echo	840	RCJ8	843	CJ8	5843	843EZ	.025
LAWN MOWERS							
All Models	868	RJ19LM	861	J19LM	5861	861EZ	.030
OUTRIGGER							
Briggs & Stratton	868	RJ19LM	861	J19LM	5861	861EZ	.030
COOPER-PEGLER							
SPRAYERS							
Briggs & Stratton 5, 3.5hp	868	RJ19LM	947	QJ19LM	5861	861EZ	.030
OHV; Honda OHV 3.5, 5hp	415	RN9YC	300	N9YC	5322	322EZ	.030
CORNELL							
LOG SPLITTERS							
	840	RCJ8	843	CJ8	5843	843EZ	.030
COSCO							
EDGERS							
	840	RCJ8	843	CJ8	5843	843EZ	.025
TRIMMERS							
	860	RDJ7J	850	DJ7J	5851	851EZ	.025
COUGAR							
BLOWERS, VACUUMS, CHIPPER, SHREDDERS							
Briggs & Stratton 5hp	868	RJ19LM	947	QJ19LM	5861	861EZ	.030
Tecumseh 5hp	868	RJ19LM	861	J19LM	5861	861EZ	.030
COUNTRY CLIPPER							
RIDING MOWERS							
Briggs & Stratton 11, 12.5hp	868	RJ19LM	947	QJ19LM	5861	861EZ	.030
Twin; Briggs & Stratton Twin 18, 14, 16hp	868	RJ19LM	947	QJ19LM	5861	861EZ	.030
Kawasaki 14, 25, 23hp	322	RN11YC4	302	N11YC	5322	322EZ	.030
V-Twin; Kawasaki V-Twin 15, 17hp	863	RCJ8Y	848	CJ8Y	5843	843EZ	.030
V-Twin; Kawasaki V-Twin 19hp	322	RN11YC4	302	N11YC	5322	322EZ	.030
Kohler Command Pro 25, 27, 20hp	71	RC12YC	946	QC12YC	5071	71EZ	.030
Single Cylinder; Kohler Single Cylinder 17hp	71	RC12YC	946	QC12YC	5071	71EZ	.030
V-Twin; Kohler V-Twin 22, 25, 23, 18hp	71	RC12YC	946	QC12YC	5071	71EZ	.030
V-Twin; Kohler V-Twin EFI 26hp	71	RC12YC	946	QC12YC	5071	71EZ	.030
CRAFTSMAN							
BLOWERS							
79692	840	RCJ8	843	CJ8	5843	843EZ	.030
Fuji 79691	874	RL82C	811	L82C	---	---	.030
BRUSHCUTTERS							
271.281514, 610.281514	840	RCJ8	843	CJ8	5843	843EZ	.030
COMPOSTERS, SHREDDERS, SPRAYERS							
Briggs & Stratton	868	RJ19LM	861	J19LM	5861	861EZ	.030
Craftsman	840	RCJ8	843	CJ8	5843	843EZ	.030

**LAWN & GARDEN EQUIPMENT**

BOUGIES POUR PETITS MOTEURS

Para motores de césped y jardín



Model/Engine	Copper Plus®		Alternate Plug		EZ Start™	EZ Start™ w/Eco-Core	Gap
	Stk #	Plug Type	Stk #	Plug Type			
CRAFTSMAN (cont)							
COMPOSTERS, SHREDDERS, SPRAYERS (cont)							
GT16 Tecumseh	874	RL82C	811	L82C	---	---	.030
GT18 Onan B48M	857	RH18Y	---	---	---	---	.030
GT19.9 Onan N52M	909	RS17YX	---	---	---	---	.025
EARTH DRILLS							
Tecumseh	856	RJ17LM	845	J17LM	5861	861EZ	.030
EDGERS, SWEEPERS, TILLERS							
Briggs & Stratton 4, 5, 3.5, 3, 2.5hp	868	RJ19LM	947	QJ19LM	5861	861EZ	.030
Craftsman	840	RCJ8	843	CJ8	5843	843EZ	.030
Tecumseh 1.6hp	863	RCJ8Y	848	CJ8Y	5843	843EZ	.030
Tecumseh 2hp	852	RCJ6Y	858	CJ6Y	5852	852EZ	.030
LAWN MOWERS							
Briggs & Stratton 3.5, 6, 3hp	868	RJ19LM	947	QJ19LM	5861	861EZ	.030
OHV; Briggs & Stratton OHV 6.5hp	71	RC12YC	946	QC12YC	5071	71EZ	.020
Honda 5.5, 5hp	415	RN9YC	300	N9YC	5322	322EZ	.030
Tecumseh 3.5, 5, 4hp	868	RJ19LM	861	J19LM	5861	861EZ	.030
OHV; Tecumseh OHV 5, 4.5, 6.75hp	104	RN4C	803	N4C	---	---	.030
RIDING EQUIPMENT							
Briggs & Stratton 6, 12, 11hp	868	RJ19LM	947	QJ19LM	5861	861EZ	.030
Briggs & Stratton Intek 6.5hp	71	RC12YC	946	QC12YC	5071	71EZ	.020
Twin; Briggs & Stratton Twin 18hp	868	RJ19LM	947	QJ19LM	5861	861EZ	.030
V-Twin; Briggs & Stratton Vanguard V-Twin 18, 14hp	431	RC14YC	---	---	5071	71EZ	.030
Honda 5.5hp	322	RN11YC4	302	N11YC	5322	322EZ	.030
Twin; Kohler Twin 18, 20hp	25	RV17YC	---	---	---	---	.025
V-Twin; Kohler V-Twin 22hp	71	RC12YC	946	QC12YC	5071	71EZ	.040
Onan 16hp	538	RH8C	587	H8C	---	---	.025
Twin; Onan Twin 20hp	909	RS17YX	---	---	---	---	.025
Tecumseh 4.5, 4, 6.75, 6hp	868	RJ19LM	861	J19LM	5861	861EZ	.030
Tecumseh 5, 12, 10, 8hp	871	RJ8C	841	J8C	5843	843EZ	.030
OHV; Tecumseh OHV 12hp	830	RL86C	306	L86C	---	---	.030
OHV; Tecumseh OHV 16hp	874	RL82C	811	L82C	---	---	.030
TRIMMERS							
795410, 795420, 795430, 795490, 795510, 795340, 795520, 796131	846	CJ14	---	---	5846	846EZ	.030
795800, 795900, 795440	840	RCJ8	843	CJ8	5843	843EZ	.030
79623, 79624, 795451, 795453	874	RL82C	811	L82C	---	---	.030
CRAMER TECHNIK							
CHIPPERS, MULCHERS							
Briggs & Stratton 5.5, 6.75, 4hp	868	RJ19LM	947	QJ19LM	5861	861EZ	.030
CREATIVE CURB							
ASPHALT, CONCRETE BORDERS, MIXERS, SOD CUTTERS, TRENCHERS							
Honda 2.2, 2.5hp	846	CJ14	---	---	5846	846EZ	.030
Honda 20, 5.5, 6.5, 8, 13hp	322	RN11YC4	302	N11YC	5322	322EZ	.030
Twin; Honda Twin 18hp	25	RV17YC	---	---	---	---	.025
Kohler 14hp	854	RH10C	844	H10C	---	---	.030
CRITERION							
RIDING MOWERS							
V-Twin; Briggs & Stratton Vanguard V-Twin 20hp	431	RC14YC	---	---	5071	71EZ	.030
CROSS							
COMPOSTERS							
	840	RCJ8	843	CJ8	5843	843EZ	.030
CUB CADET							
CHIPPERS, SHREDDERS							
Briggs & Stratton 8, 5hp	868	RJ19LM	947	QJ19LM	5861	861EZ	.030
CHIPPERS, VACUUMS							
Tecumseh 8hp	871	RJ8C	841	J8C	5843	843EZ	.030
EDGERS							
Briggs & Stratton	868	RJ19LM	947	QJ19LM	5861	861EZ	.030
LAWN MOWERS							
108R, 899E, PS520, S621, 072R, 149R, 702R, 899R, P418, SC621, SC621E	868	RJ19LM	861	J19LM	5861	861EZ	.030



Model/Engine	Copper Plus®		Alternate Plug		EZ	EZ Start™	Gap
	Stk #	Plug Type	Stk #	Plug Type	Start™	w/Eco-Core	
CUB CADET (cont)							
LAWN MOWERS (cont)							
Briggs & Stratton	868	RJ19LM	947	QJ19LM	5861	861EZ	.030
Cub Cadet Single Cylinder OHV 173cc	415	RN9YC	300	N9YC	5322	322EZ	.030
Kohler Single Cylinder OHV 173cc	71	RC12YC	946	QC12YC	5071	71EZ	.030
LOG SPLITTERS							
Briggs & Stratton	868	RJ19LM	947	QJ19LM	5861	861EZ	.030
Tecumseh	868	RJ19LM	861	J19LM	5861	861EZ	.030
MOWERS, RIDING EQUIPMENT							
1030, 1225, 1238	868	RJ19LM	861	J19LM	5861	861EZ	.030
1325, 1330, 1440, 1641, Grizzly 4016, 4816F, 5416R, 5418F, AGS2160, HDS2165	431	RC14YC	---	---	5071	71EZ	.030
1430, 1730, 1861, 1862, 2082	25	RV17YC	---	---	---	---	.030
1450, 1650, 4814R, 100, 102, 104, 105, 106, 107, 108, 109, 122, 123, 124, 125, 126, 127, 128, 129, 147, 149, 800, 1000, 1100, 1200, 1250	854	RH10C	844	H10C	---	---	.030
1863, 1864, 2084, 2086, 2182, 2284, 4815F, AGS2130, HDS2135, AGS2150, AGS2155, HDS2155, HDS2185	71	RC12YC	946	QC12YC	5071	71EZ	.030
55, 75, 85, 80, 111, 182, 282, 382, 482, 76, 81	840	RCJ8	843	CJ8	5843	843EZ	.030
582	592	RJ12C	511	J11C	---	---	.030
60, 70, 71, 72, 73, 86, 800	871	RJ8C	841	J8C	5843	843EZ	.030
682, 782	18	RV15YC4	---	---	---	---	.030
982	408	RS14YC	---	---	---	---	.030
AGS2140, HDS2145	929	RL95YC	---	---	---	---	.035
Extended Life Series; Briggs & Stratton Intek Extended Life Series 18.5, 24hp	71	RC12YC	946	QC12YC	5071	71EZ	.030
Briggs & Stratton Vanguard	431	RC14YC	---	---	5071	71EZ	.030
OHV; CC500 Cub Cadet OHV 139cc	415	RN9YC	300	N9YC	5322	322EZ	.025
OHV; CC550SP, CC550ES, CC46ES, CC98M, CC999, CC999ES, CC94M Cub Cadet OHV 173cc	415	RN9YC	300	N9YC	5322	322EZ	.025
OHV; CC760, CC760ES Briggs & Stratton Intek OHV 344cc	71	RC12YC	946	QC12YC	5071	71EZ	.030
OHV; CC98H Honda GSV190 OHV 6.5hp 190cc	415	RN9YC	300	N9YC	5322	322EZ	.030
OHV; CC999ES Briggs & Stratton OHV 8.75hp 190cc	71	RC12YC	946	QC12YC	5071	71EZ	.030
V-Twin; GT2542 Kohler Courage V-Twin 20hp	71	RC12YC	946	QC12YC	5071	71EZ	.030
V-Twin; GT2544, GT2550 Kohler Courage V-Twin 25, 26, 27, 20, 22, 23hp	71	RC12YC	946	QC12YC	5071	71EZ	.030
V-Twin; GT2554, GT3100 Kohler Courage V-Twin 25, 26, 27, 20, 22, 23hp	71	RC12YC	946	QC12YC	5071	71EZ	.030
V-Twin; GTX1054 Kohler Courage V-Twin 27hp	71	RC12YC	946	QC12YC	5071	71EZ	.030
V-Twin; Honda V-Twin OHV 24, 20hp	322	RN11YC4	302	N11YC	5322	322EZ	.030
Kawasaki 5.2, 12.5hp	840	RCJ8	843	CJ8	5843	843EZ	.030
Liquid-Cooled; Kawasaki Liquid-Cooled V-Twin 20, 28, 25hp	840	RCJ8	843	CJ8	5843	843EZ	.030
OHV; Kawasaki OHV 7.9, 11.1, 14, 6.5, 13, 17, 9, 3.7hp	322	RN11YC4	302	N11YC	5322	322EZ	.030
V-Twin; Kawasaki V-Twin 17hp	863	RCJ8Y	848	CJ8Y	5843	843EZ	.030
Kohler 14, 16, 12, 10, 20hp	854	RH10C	844	H10C	---	---	.030
V-Twin; Kohler Courage V-Twin 25hp	71	RC12YC	946	QC12YC	5071	71EZ	.030
Kohler K181 8hp	868	RJ19LM	861	J19LM	5861	861EZ	.030
OHV; Kohler OHV 15, 13, 12.5hp	71	RC12YC	946	QC12YC	5071	71EZ	.030
Twin; Kohler Twin 17hp	25	RV17YC	---	---	---	---	.025
V-Twin; Kohler V-Twin 20, 22, 23, 28, 18hp	71	RC12YC	946	QC12YC	5071	71EZ	.030
Kubota 21hp	71	RC12YC	946	QC12YC	5071	71EZ	.030
OHV; LTX1040, LTX1042 Kohler Courage OHV 20, 22, 23, 18, 19hp	71	RC12YC	946	QC12YC	5071	71EZ	.030
V-Twin; LTX1046 VT Briggs & Stratton V-Twin 23hp	71	RC12YC	946	QC12YC	5071	71EZ	.030
V-Twin; LTX1050 KW Kawasaki V-Twin 22hp	71	RC12YC	946	QC12YC	5071	71EZ	.030
Onan 318, 420, 316	909	RS17YX	---	---	---	---	.025
Onan E140H 14hp	929	RL95YC	---	---	---	---	.035
V-Twin; SLTX1054 Kohler Courage V-Twin 26hp	71	RC12YC	946	QC12YC	5071	71EZ	.030
V-Twin; SLTX1054 VT Briggs & Stratton V-Twin 26hp	71	RC12YC	946	QC12YC	5071	71EZ	.030
Tecumseh	871	RJ8C	841	J8C	5843	843EZ	.030
Yanmar 322	415	RN9YC	300	N9YC	5322	322EZ	.025
OHV; Z Force Kohler Courage OHV 20, 22, 23hp	71	RC12YC	946	QC12YC	5071	71EZ	.030
V-Twin; Z Force S Kawasaki FR Series V-Twin 22hp	405	RN14YC	---	---	5322	322EZ	.025
V-Twin; Z Force S Kawasaki FR Series V-Twin 26hp	71	RC12YC	946	QC12YC	5071	71EZ	.030
V-Twin; Z Force S Kawasaki FR Series V-Twin LPG 726cc LPG	71	RC12YC	946	QC12YC	5071	71EZ	.030

**LAWN & GARDEN EQUIPMENT**BOUGIES POUR PETITS MOTEURS
Para motores de césped y jardín

Model/Engine	Copper Plus®		Alternate Plug		EZ Start™	EZ Start™ w/Eco-Core	Gap
	Stk #	Plug Type	Stk #	Plug Type			
CUB CADET (cont)							
MOWERS, RIDING EQUIPMENT (cont)							
OHV; Z Force, LTX1045 Kohler Courage OHV 20, 22, 23, 18, 19hp	71	RC12YC	946	QC12YC	5071	71EZ	.030
OHV; Z Force, LTX1046 Kohler Courage OHV 20, 22, 23, 18, 19hp	71	RC12YC	946	QC12YC	5071	71EZ	.030
OHV; ZTT42 Kohler Courage OHV 18hp	71	RC12YC	946	QC12YC	5071	71EZ	.030
V-Twin; ZTT50 Kohler Courage V-Twin 25hp	71	RC12YC	946	QC12YC	5071	71EZ	.030
RIDING MOWERS							
GT1054 Kohler V-Twin OHV 27hp	71	RC12YC	946	QC12YC	5071	71EZ	.030
LGT1054 Kohler V-Twin OHV 26hp	71	RC12YC	946	QC12YC	5071	71EZ	.030
LTX1040 Kohler V-Twin OHV 19hp	71	RC12YC	946	QC12YC	5071	71EZ	.030
V-Twin; LTX1050 VT Briggs & Stratton V-Twin 24hp	71	RC12YC	946	QC12YC	5071	71EZ	.030
RZT42 Kohler V-Twin OHV 22hp	71	RC12YC	946	QC12YC	5071	71EZ	.030
RZT50, LTX1050 Kohler V-Twin OHV 24, 22, 26, 27, 19, 23hp	71	RC12YC	946	QC12YC	5071	71EZ	.030
RZTS46 Kohler V-Twin OHV 23hp	71	RC12YC	946	QC12YC	5071	71EZ	.030
ROTOTILLER							
RT-65 Honda GC190 190cc	415	RN9YC	300	N9YC	---	---	.030
RZT RIDERS							
Briggs & Stratton Intek 17, 22hp	71	RC12YC	946	QC12YC	5071	71EZ	.030
OHV; RZT42 Kohler Courage OHV 20hp	71	RC12YC	946	QC12YC	5071	71EZ	.030
V-Twin; RZT50 Kawasaki V-Twin 22hp	405	RN14YC	---	---	5322	322EZ	.025
V-Twin; RZT50VT Briggs & Stratton V-Twin 26hp	71	RC12YC	946	QC12YC	5071	71EZ	.030
V-Twin; RZT54 Kawasaki V-Twin 24hp	405	RN14YC	---	---	5322	322EZ	.025
STRING TRIMMERS							
ST23, SE26, ST26, ST35, ST23-C, SE26-C, ST26-C, ST35-C	852	RCJ6Y	858	CJ6Y	5852	852EZ	.030
TILLERS							
Briggs & Stratton	868	RJ19LM	947	QJ19LM	5861	861EZ	.030
Tecumseh	868	RJ19LM	861	J19LM	5861	861EZ	.030
VACUUMS, BLOWERS							
Briggs & Stratton	868	RJ19LM	861	J19LM	5861	861EZ	.030
CULTILLER							
TILLERS							
All Models	871	RJ8C	841	J8C	5843	843EZ	.025
CUNNINGHAM							
LAWN MOWERS							
All Models	868	RJ19LM	861	J19LM	5861	861EZ	.030
TRACTORS							
14mm Heads	871	RJ8C	841	J8C	5843	843EZ	.030
18mm Heads	541	RD16	516	D16	---	---	.030
CURB-TEC							
AUGERS							
CT-3000 Kohler 25hp	71	RC12YC	946	QC12YC	5071	71EZ	.030
CUSHMAN							
LAWN MOWERS							
OMC 218	22	RF11YC	---	---	---	---	.030
TURF EQUIPMENT, UTILITY VEHICLES							
22hp 222cc	18	RV15YC4	---	---	---	---	.025
27hp 327cc	404	RN12YC	38	N12YC	---	---	.032
8.5hp 272cc	322	RN11YC4	302	N11YC	5322	322EZ	.030
898611 Mitsubishi 49hp	415	RN9YC	300	N9YC	5322	322EZ	.030
V-Twin; Briggs & Stratton Vanguard V-Twin 14, 18, 16hp	431	RC14YC	---	---	5071	71EZ	.030
3-Cyl.; Daihatsu 3-Cyl.	405	RN14YC	---	---	5322	322EZ	.030
Envirojet 160, Range Cat 775	71	RC12YC	946	QC12YC	5071	71EZ	.030
GA 60 Aerator, Turf-Truckster 27hp	404	RN12YC	38	N12YC	---	---	.032
Groom Master 16hp	431	RC14YC	---	---	5071	71EZ	.030
GT-1 14hp	431	RC14YC	---	---	5071	71EZ	.030
Hawk	71	RC12YC	946	QC12YC	5071	71EZ	.040
Jr. Turf-Truckster (V-Twin) 18hp	71	RC12YC	946	QC12YC	5071	71EZ	.030
Liquid-Cooled; Kawasaki Liquid-Cooled V-Twin 20hp	840	RCJ8	843	CJ8	5843	843EZ	.025
Kohler 12hp	854	RH10C	844	H10C	---	---	.030
Kohler 7, 8hp	868	RJ19LM	861	J19LM	5861	861EZ	.030
Kohler K181 8hp	868	RJ19LM	861	J19LM	5861	861EZ	.030



Model/Engine	Copper Plus®		Alternate Plug		EZ	EZ Start™	Gap
	Stk #	Plug Type	Stk #	Plug Type	Start™	w/Eco-Core	
CUSHMAN (cont)							
TURF EQUIPMENT, UTILITY VEHICLES (cont)							
V-Twin; Kohler V-Twin 18, 25hp	71	RC12YC	946	QC12YC	5071	71EZ	.030
Mitsubishi 49hp 1060cc	415	RN9YC	300	N9YC	5322	322EZ	.030
Mower, Truckster/Haulster, Truckster	22	RF11YC	---	---	---	---	.030
OMC 218	22	RF11YC	---	---	---	---	.030
Runabout OMC 18hp	22	RF11YC	---	---	---	---	.030
Sprinter	322	RN11YC4	302	N11YC	5322	322EZ	.030
w-13/16" hex (tall plug); Truckster/Haulster w-13/16" hex (tall plug)	871	RJ8C	841	J8C	5843	843EZ	.030
w-3/4" hex (short plug); Truckster/Haulster w-3/4" hex (short plug)	840	RCJ8	843	CJ8	5843	843EZ	.030
Turf-Truckster (Liquid V-Twin) 20hp	840	RCJ8	843	CJ8	5843	843EZ	.025
Turf-Truckster 22hp	18	RV15YC4	---	---	---	---	.025
Turf-Truckster 34hp	322	RN11YC4	302	N11YC	5322	322EZ	.030
UTV-Max, UTV-Maxim, Vac Master	431	RC14YC	---	---	5071	71EZ	.030
CYCLE COUNTRY							
ATV LAWNMOWERS, SPRAYERS							
Briggs & Stratton 8.5, 10.5, 12.5, 3.5hp	868	RJ19LM	947	QJ19LM	5861	861EZ	.030
Honda 11hp	322	RN11YC4	302	N11YC	5322	322EZ	.030
CYCLO ACTION							
CHIPPERS, SHREDDERS							
Briggs & Stratton 5, 8hp	868	RJ19LM	947	QJ19LM	5861	861EZ	.030
Tecumseh 3.5hp	868	RJ19LM	861	J19LM	5861	861EZ	.030
CYGNET TURF & EQUIPMENT							
SOD INSTALLERS							
Honda 5hp	415	RN9YC	300	N9YC	5322	322EZ	.030
Wisconsin 18hp	541	RD16	516	D16	---	---	.025
DACON							
LAWN MOWERS							
All Models	868	RJ19LM	861	J19LM	5861	861EZ	.030
DAIHATSU							
OFF-ROAD UTILITY VEHICLES							
Hijet 30hp 547cc	415	RN9YC	300	N9YC	5322	322EZ	.035
DANUSER							
CHIPPERS, MULCHERS							
V-Twin; Kohler V-Twin 25hp	71	RC12YC	946	QC12YC	5071	71EZ	.030
DASCO							
LOG SPLITTERS							
Briggs & Stratton	868	RJ19LM	861	J19LM	5861	861EZ	.030
DAVID BRADLEY							
TRACTORS							
14mm Heads	871	RJ8C	841	J8C	5843	843EZ	.030
18mm Heads	541	RD16	516	D16	---	---	.030
DAVIS							
Commando	840	RCJ8	843	CJ8	5843	843EZ	.030
LAWN MOWERS							
All Models	868	RJ19LM	861	J19LM	5861	861EZ	.030
DAYTON							
EDGERS							
	840	RCJ8	843	CJ8	5843	843EZ	.030
LAWN MOWERS							
Tecumseh	871	RJ8C	841	J8C	5843	843EZ	.030
LAWN RAKES							
	840	RCJ8	843	CJ8	5843	843EZ	.030
SHREDDERS							
Tecumseh	871	RJ8C	841	J8C	5843	843EZ	.030
TILLERS							
Briggs & Stratton	868	RJ19LM	861	J19LM	5861	861EZ	.030
Tecumseh	871	RJ8C	841	J8C	5843	843EZ	.030

**LAWN & GARDEN EQUIPMENT**

BOUGIES POUR PETITS MOTEURS

Para motores de césped y jardín



Model/Engine	Copper Plus®		Alternate Plug		EZ Start™	EZ Start™ w/Eco•Core	Gap
	Stk #	Plug Type	Stk #	Plug Type			
DAYTON (cont)							
TRACTORS							
Briggs & Stratton	868	RJ19LM	861	J19LM	5861	861EZ	.030
TRIMMERS							
	840	RCJ8	843	CJ8	5843	843EZ	.030
DEBRIS							
BLOWERS							
Briggs & Stratton	868	RJ19LM	861	J19LM	5861	861EZ	.030
Kawasaki 7.5hp	806	L92YC	---	---	---	---	.030
DECORATIVE CURBMAKING MACHINES							
CONCRETE BORDERS							
Robin 11hp	415	RN9YC	300	N9YC	5322	322EZ	.030
Robin 6hp	830	RL86C	306	L86C	---	---	.030
DEEP ROCK							
AUGERS							
Briggs & Stratton 8hp	868	RJ19LM	947	QJ19LM	5861	861EZ	.030
OHV; Honda OHV 5hp	415	RN9YC	300	N9YC	5322	322EZ	.030
Tecumseh 4hp	868	RJ19LM	861	J19LM	5861	861EZ	.030
DEINES							
LAWN MOWERS							
Onan	857	RH18Y	---	---	---	---	.030
Tecumseh	871	RJ8C	841	J8C	5843	843EZ	.030
TURF EQUIPMENT							
OHV; Honda OHV 11hp	322	RN11YC4	302	N11YC	5322	322EZ	.030
Twin; Kohler Twin 18, 20hp	25	RV17YC	---	---	---	---	.025
Tecumseh 14hp	874	RL82C	811	L82C	---	---	.030
DEMCO							
SPRAYERS							
Briggs & Stratton 8, 3.5, 5hp	868	RJ19LM	947	QJ19LM	5861	861EZ	.030
OHV; Honda OHV 5hp	415	RN9YC	300	N9YC	5322	322EZ	.030
OHV; Honda OHV 8, 5.5, 4hp	322	RN11YC4	302	N11YC	5322	322EZ	.030
DERBY							
RIDING MOWERS							
Briggs & Stratton 25, 20hp	431	RC14YC	---	---	5071	71EZ	.030
Kohler 14, 23hp	71	RC12YC	946	QC12YC	5071	71EZ	.030
DEUTZ ALLIS							
TURF EQUIPMENT							
Briggs & Stratton 12, 10, 8hp	868	RJ19LM	947	QJ19LM	5861	861EZ	.030
Twin; Briggs & Stratton Twin 14, 16hp	868	RJ19LM	947	QJ19LM	5861	861EZ	.030
V-Twin; Briggs & Stratton Vanguard V-Twin 16hp	431	RC14YC	---	---	5071	71EZ	.030
Kohler 14, 16hp	854	RH10C	844	H10C	---	---	.030
OHV; Kohler OHV 12.5hp	71	RC12YC	946	QC12YC	5071	71EZ	.040
Twin; Kohler Twin 17, 18, 20hp	25	RV17YC	---	---	---	---	.025
DEWEZE							
BLOWERS							
OHV; Honda OHV 13hp	322	RN11YC4	302	N11YC	5322	322EZ	.030
GARDEN TRACTORS							
Twin; Kohler Twin 20hp	25	RV17YC	---	---	---	---	.025
V-Twin; Kohler V-Twin 25hp	71	RC12YC	946	QC12YC	5071	71EZ	.030
Twin; Onan Twin 20hp	909	RS17YX	---	---	---	---	.025
DIADEM							
MULCHERS							
Briggs & Stratton	868	RJ19LM	861	J19LM	5861	861EZ	.030
Kohler 16, 12hp	854	RH10C	844	H10C	---	---	.030



Model/Engine	Copper Plus®		Alternate Plug		EZ	EZ Start™	Gap
	Stk #	Plug Type	Stk #	Plug Type	Start™	w/Eco-Core	
DIDIER							
LOG SPLITTERS							
Briggs & Stratton	868	RJ19LM	861	J19LM	5861	861EZ	.030
DINGO							
DIGGING SYSTEMS							
V-Twin; Honda V-Twin 20hp	322	RN11YC4	302	N11YC	5322	322EZ	.030
V-Twin; Kohler V-Twin 20hp	71	RC12YC	946	QC12YC	5071	71EZ	.030
DITCH DEVIL							
DIRECTIONAL BORING, LAWN PLOWS, TRENCHERS							
Continental F-163	541	RD16	516	D16	---	---	.030
Ford 192cid	854	RH10C	844	H10C	---	---	.025
Onan NHC	123	RN5C	120	N5C	---	---	.025
TRENCHERS							
Briggs & Stratton 8, 3.5, 5hp	868	RJ19LM	947	QJ19LM	5861	861EZ	.030
OHV; Honda OHV 5.5, 8hp	322	RN11YC4	302	N11YC	5322	322EZ	.030
Robin 6, 7.5hp	929	RL95YC	---	---	---	---	.030
DITCH WITCH							
DIRECTIONAL BORING, LAWN PLOWS, TRENCHERS							
1979 & Up Onan NHC	909	RS17YX	---	---	---	---	.030
OHV; Honda OHV 11, 24, 13, 12hp	322	RN11YC4	302	N11YC	5322	322EZ	.030
Kohler 14, 18hp	854	RH10C	844	H10C	---	---	.030
Perkins G4-203	322	RN11YC4	302	N11YC	5322	322EZ	.030
Prior to 1979 Onan NHC	123	RN5C	120	N5C	---	---	.030
Wisconsin 4.6hp	830	RL86C	306	L86C	---	---	.025
Wisconsin 65, 60.5hp	404	RN12YC	38	N12YC	---	---	.025
Wisconsin 9, 12.5hp	502	D21	---	---	---	---	.025
Wisconsin 9.2, 37, 35, 30, 7, 18hp	541	RD16	516	D16	---	---	.025
DITCHER SAW							
CONCRETE SAWS, TRENCHERS							
3hp w/Homelite Super XL	852	RCJ6Y	858	CJ6Y	5852	852EZ	.025
5hp w/Homelite XL98C	849	CJ6	---	---	---	---	.025
DIXIE CHOPPER							
MOWERS, VACUUMS							
Briggs & Stratton 5hp	868	RJ19LM	947	QJ19LM	5861	861EZ	.030
OHV; Honda OHV 24hp	322	RN11YC4	302	N11YC	5322	322EZ	.030
V-Twin; Kawasaki V-Twin 19, 23, 25hp	322	RN11YC4	302	N11YC	5322	322EZ	.030
Kohler 16hp	25	RV17YC	---	---	---	---	.025
Kohler 23hp	854	RH10C	844	H10C	---	---	.030
OHV; Kohler OHV 6hp	71	RC12YC	946	QC12YC	5071	71EZ	.030
Twin; Kohler Twin 20, 18hp	25	RV17YC	---	---	---	---	.025
V-Twin; Kohler V-Twin 26, 20, 22, 25hp	71	RC12YC	946	QC12YC	5071	71EZ	.030
Twin; Onan Twin 24hp	909	RS17YX	---	---	---	---	.030
ZERO-TURN MOWERS							
V-Twin; Classic 2750, Classic 2750HP, Classic 2760, Silver Eagle 2734, Silver Eagle 2744, Silver Eagle 2750, Silver Eagle 2760HP Generac GTV-760 V-Twin 27hp 763cc	431	RC14YC	---	---	5071	71EZ	.030
V-Twin; Classic 3360HP, Classic 3372HP, XCaliber 3356, XCaliber 3366, XCaliber 3374 Generac GTV-990 V-Twin 32hp 992cc	431	RC14YC	---	---	5071	71EZ	.030
DIXON							
LAWN MOWERS							
All Models	868	RJ19LM	861	J19LM	5861	861EZ	.030
TURF EQUIPMENT							
Briggs & Stratton 10.5, 12, 10, 13hp	868	RJ19LM	947	QJ19LM	5861	861EZ	.030
Briggs & Stratton Intek 13.5hp	71	RC12YC	946	QC12YC	5071	71EZ	.030
OHV; Briggs & Stratton Intek OHV 18, 20hp	431	RC14YC	---	---	5071	71EZ	.030
V-Twin; Briggs & Stratton Intek V-Twin 17hp	71	RC12YC	946	QC12YC	5071	71EZ	.030
OHV; Briggs & Stratton OHV 14, 14.5hp	71	RC12YC	946	QC12YC	5071	71EZ	.030
Briggs & Stratton Vanguard 15.5, 16hp	71	RC12YC	946	QC12YC	5071	71EZ	.030
V-Twin; Briggs & Stratton Vanguard V-Twin 14hp	431	RC14YC	---	---	5071	71EZ	.030
OHV; Kohler OHV 15, 14, 16hp	71	RC12YC	946	QC12YC	5071	71EZ	.040
Twin; Kohler Twin 20hp	25	RV17YC	---	---	---	---	.025

**LAWN & GARDEN EQUIPMENT**BOUGIES POUR PETITS MOTEURS
Para motores de césped y jardín

Model/Engine	Copper Plus®		Alternate Plug		EZ Start™	EZ Start™ w/Eco-Core	Gap
	Stk #	Plug Type	Stk #	Plug Type			
DIXON (cont)							
TURF EQUIPMENT (cont)							
V-Twin; Kohler V-Twin 25, 18, 20, 23, 22hp	71	RC12YC	946	QC12YC	5071	71EZ	.030
DOBBINS							
SPRAYERS							
Briggs & Stratton	868	RJ19LM	861	J19LM	5861	861EZ	.030
Tecumseh	871	RJ8C	841	J8C	5843	843EZ	.030
DOLMAR							
BLOWERS, DRILLS, PRESSURE WASHERS							
BC25, BC330	872	RDJ7Y	855	DJ7Y	5851	851EZ	.030
Blower, Earth Drill 311	859	RCJ7Y	853	CJ7Y	5843	843EZ	.030
HP450, PB250, PB500R	852	RCJ6Y	858	CJ6Y	5852	852EZ	.030
PB251.4 4-Stroke 1.1hp 24.5cc	978	RY4C	---	---	---	---	
PB7601.4 4-Stroke 3.8hp 75.6cc	978	RY4C	---	---	---	---	
BRUSHCUTTERS, EDGERS, TRIMMERS							
LT210, MS22C 0.9hp 21.0cc	852	RCJ6Y	858	CJ6Y	5852	852EZ	.020
LT250, MS2501, PE250	872	RDJ7Y	855	DJ7Y	5851	851EZ	.030
LT30, MS20C, MS30C, MS30U, MS340, MS3200, MS3210, MS3300, MS3310, MS3400, MS4000, MS4010, MS4500, MS4510	852	RCJ6Y	858	CJ6Y	5852	852EZ	.030
MS245.4C, PE251 1.1hp 24.5cc	852	RCJ6Y	858	CJ6Y	5852	852EZ	.020
MS261C, MS261U 1.1hp 25.6cc	852	RCJ6Y	858	CJ6Y	5852	852EZ	.020
MS331C, MS331U 1.3hp 32.6cc	852	RCJ6Y	858	CJ6Y	5852	852EZ	.020
MSS231C 0.94hp 22.6cc	852	RCJ6Y	858	CJ6Y	5852	852EZ	.020
HEDGE TRIMMERS							
HT2249D 21cc	863	RCJ8Y	848	CJ8Y	5843	843EZ	.020
MH2556 24.5cc	852	RCJ6Y	858	CJ6Y	5852	852EZ	.020
DOSKO							
CHIPPERS, MULCHERS, STUMP GRINDERS							
OHV; Honda OHV 13, 11hp	322	RN11YC4	302	N11YC	5322	322EZ	.030
V-Twin; Honda V-Twin 18, 20hp	322	RN11YC4	302	N11YC	5322	322EZ	.030
V-Twin; Kohler V-Twin 20hp	71	RC12YC	946	QC12YC	5071	71EZ	.030
Twin; Onan Twin 24, 20hp	909	RS17YX	---	---	---	---	.025
OHV; Robin OHV 11hp	415	RN9YC	300	N9YC	5322	322EZ	.025
DOWNEASTER							
SAND SPREADERS							
Briggs & Stratton 15hp	868	RJ19LM	947	QJ19LM	5861	861EZ	.030
DR POWERWAGON							
POWER PRUNERS							
Tecumseh 6hp	868	RJ19LM	861	J19LM	5861	861EZ	.030
POWER SHOVELS							
Briggs & Stratton 5hp	868	RJ19LM	947	QJ19LM	5861	861EZ	.030
Tecumseh 4hp	871	RJ8C	841	J8C	5843	843EZ	.030
DR TRIMMER/MULCHER							
LAWN MOWERS							
Briggs & Stratton 5, 3.75hp	868	RJ19LM	947	QJ19LM	5861	861EZ	.030
Tecumseh 3hp	868	RJ19LM	861	J19LM	5861	861EZ	.030
Tecumseh 6hp	871	RJ8C	841	J8C	5843	843EZ	.030
DSI							
POWER CORING RIG							
DS-40	859	RCJ7Y	853	CJ7Y	5843	843EZ	.030
DUERR							
LOG SPLITTERS, SHREDDERS, VACUUMS							
Briggs & Stratton	868	RJ19LM	861	J19LM	5861	861EZ	.030
Tecumseh	871	RJ8C	841	J8C	5843	843EZ	.030
Wisconsin 12hp	541	RD16	516	D16	---	---	.025



Model/Engine	Copper Plus®		Alternate Plug		EZ Start™	EZ Start™ w/Eco-Core	Gap
	Stk #	Plug Type	Stk #	Plug Type			
DUNLAP							
LAWN MOWERS							
Briggs & Stratton	868	RJ19LM	861	J19LM	5861	861EZ	.030
Power Product Engine	592	RJ12C	---	---	---	---	.025
DUO-THERM							
LAWN MOWERS							
All Models	868	RJ19LM	861	J19LM	5861	861EZ	.030
DYNA DIGGR							
POWER SHOVELS							
Tecumseh 1.6hp	863	RCJ8Y	848	CJ8Y	5843	843EZ	.030
Tecumseh 2hp	852	RCJ6Y	858	CJ6Y	5852	852EZ	.030
DYNA MOW							
LAWN MOWERS							
All Models	868	RJ19LM	861	J19LM	5861	861EZ	.030
RIDING MOWERS							
1.1L; Ford 1.1L	304	RS9YC	---	---	---	---	.035
1.3L; Ford 1.3L	304	RS9YC	---	---	---	---	.035
Liquid-Cooled; Kawasaki Liquid-Cooled V-Twin 20hp	840	RCJ8	843	CJ8	5843	843EZ	.025
Liquid-Cooled; Kawasaki Liquid-Cooled V-Twin 29hp	322	RN11YC4	302	N11YC	5322	322EZ	.030
V-Twin; Kawasaki V-Twin 23hp	322	RN11YC4	302	N11YC	5322	322EZ	.030
V-Twin; Kohler V-Twin 25hp	71	RC12YC	946	QC12YC	5071	71EZ	.030
DYNA-FOG							
FOGGERS							
All Models	868	RJ19LM	861	J19LM	5861	861EZ	.030
DYNABLAST							
PRESSURE WASHERS							
OHV; Honda OHV 5.5, 6.5, 13hp	322	RN11YC4	302	N11YC	5322	322EZ	.030
DYNAMARK							
GARDEN TRACTORS, TILLERS							
Briggs & Stratton 12, 12.5, 11hp	868	RJ19LM	947	QJ19LM	5861	861EZ	.030
Twin; Briggs & Stratton Twin	868	RJ19LM	861	J19LM	5861	861EZ	.030
Liquid-Cooled; Kawasaki Liquid-Cooled V-Twin 20hp	840	RCJ8	843	CJ8	5843	843EZ	.025
Tecumseh	871	RJ8C	841	J8C	5843	843EZ	.030
LAWN MOWERS							
Briggs & Stratton 5, 3.75, 4, 3.5hp	868	RJ19LM	947	QJ19LM	5861	861EZ	.030
Tecumseh 3.5hp	871	RJ8C	841	J8C	5843	843EZ	.025
E-Z BEEVER							
CHIPPERS							
423 LSG; Ford 423 LSG 140cid	401	RS12YC	---	---	---	---	.035
649 CSG; Ford 649 CSG 300cid	129	RF10C	---	---	---	---	.030
Hercules G1600	102	RJ6C	823	J6C	---	---	.025
Kohler 23, 12hp	854	RH10C	844	H10C	---	---	.030
V-Twin; Kohler V-Twin 25hp	71	RC12YC	946	QC12YC	5071	71EZ	.030
Twin; Onan Twin 24hp	909	RS17YX	---	---	---	---	.025
Wisconsin	541	RD16	516	D16	---	---	.030
E-Z LAWN							
RAKES, THATCHERS, VACUUMS							
Briggs & Stratton	868	RJ19LM	861	J19LM	5861	861EZ	.030
E-Z MO							
LAWN MOWERS							
Briggs & Stratton 8.5hp	868	RJ19LM	947	QJ19LM	5861	861EZ	.030
E-Z ROLL							
EDGERS, MOWERS, TILLERS							
Briggs & Stratton 5hp	868	RJ19LM	947	QJ19LM	5861	861EZ	.030
Honda 2.2hp	846	CJ14	---	---	5846	846EZ	.030
OHV; Honda OHV 4hp	322	RN11YC4	302	N11YC	5322	322EZ	.030
OHV; Honda OHV 5hp	415	RN9YC	300	N9YC	5322	322EZ	.030
Tecumseh 2hp	852	RCJ6Y	858	CJ6Y	5852	852EZ	.030

**LAWN & GARDEN EQUIPMENT**BOUGIES POUR PETITS MOTEURS
Para motores de césped y jardín

Model/Engine	Copper Plus®		Alternate Plug		EZ Start™	EZ Start™ w/Eco-Core	Gap
	Stk #	Plug Type	Stk #	Plug Type			
E-Z ROLL (cont)							
LAWN MOWERS							
Briggs & Stratton	868	RJ19LM	861	J19LM	5861	861EZ	.030
Tecumseh	871	RJ8C	841	J8C	5843	843EZ	.030
E-Z TRENCH							
BEDSCAPER							
Honda 9hp	322	RN11YC4	302	N11YC	5322	322EZ	.030
TRENCHERS							
Briggs & Stratton 5hp	868	RJ19LM	947	QJ19LM	5861	861EZ	.030
Briggs & Stratton Intek 5.5hp	71	RC12YC	946	QC12YC	5071	71EZ	.020
Briggs & Stratton Vanguard 6, 9hp	71	RC12YC	946	QC12YC	5071	71EZ	.030
OHV; Honda OHV 5.5, 8, 6.5hp	322	RN11YC4	302	N11YC	5322	322EZ	.030
OHV; Honda OHV 5hp	415	RN9YC	300	N9YC	5322	322EZ	.030
E-Z-GO							
UTILITY VEHICLES							
Twin; Onan Twin 20, 18hp	909	RS17YX	---	---	---	---	.025
2-Cycle; Robin 2-Cycle	929	RL95YC	---	---	---	---	.025
Robin EH29C	405	RN14YC	---	---	5322	322EZ	.030
Robin EH35C	322	RN11YC4	302	N11YC	5322	322EZ	.030
OHC; Robin OHC Twin 9, 11hp	929	RL95YC	---	---	---	---	.025
Twin; Robin Twin 8.5hp	405	RN14YC	---	---	5322	322EZ	.030
EAGER BEAVER							
LAWN MOWERS							
Briggs & Stratton	868	RJ19LM	861	J19LM	5861	861EZ	.030
EAGLESTAR							
TILLERS, TRACTORS							
Tecumseh	863	RCJ8Y	848	CJ8Y	5843	843EZ	.030
TURF EQUIPMENT							
Briggs & Stratton 12hp	868	RJ19LM	947	QJ19LM	5861	861EZ	.030
Twin; Briggs & Stratton Twin 18hp	868	RJ19LM	947	QJ19LM	5861	861EZ	.030
V-Twin; Briggs & Stratton Vanguard V-Twin 16hp	431	RC14YC	---	---	5071	71EZ	.030
Kawasaki 12.5hp	840	RCJ8	843	CJ8	5843	843EZ	.030
OHV; Kawasaki OHV 14hp	322	RN11YC4	302	N11YC	5322	322EZ	.030
EARTH KING							
POWER AUGERS							
Briggs & Stratton	868	RJ19LM	861	J19LM	5861	861EZ	.030
Tecumseh	871	RJ8C	841	J8C	5843	843EZ	.030
EARTHMASTER							
TILLERS							
R	871	RJ8C	841	J8C	5843	843EZ	.030
S, SRR	541	RD16	516	D16	---	---	.030
EARTHQUAKE							
BLOWERS, EDGERS, PRUNERS, STUMP GRINDERS, TILLERS							
26750 Briggs & Stratton 98cc	71	RC12YC	946	QC12YC	5071	71EZ	.030
5055C Briggs & Stratton 850 Series 8.5 ft-lbs Gross Torque 205cc	71	RC12YC	946	QC12YC	5071	71EZ	.030
6015V Briggs & Stratton 196cc	71	RC12YC	946	QC12YC	5071	71EZ	.030
7055C Briggs & Stratton 850 Series 8.5 ft-lbs Gross Torque 206cc	71	RC12YC	946	QC12YC	5071	71EZ	.030
CRAWLING DUMPERS, LOG SPLITTER							
350H, 507H Honda 9, 5hp	322	RN11YC4	302	N11YC	5322	322EZ	.030
W2265 Briggs & Stratton 5.5, 6.5hp	868	RJ19LM	947	QJ19LM	5861	861EZ	.030
EARTH DRILLS							
5020 Briggs & Stratton 5hp	868	RJ19LM	947	QJ19LM	5861	861EZ	.030
8900E, Woodchuck 8900, 8902 Tecumseh 2hp	852	RCJ6Y	858	CJ6Y	5852	852EZ	.030
9000, 9200 Tecumseh 3hp	856	RJ17LM	845	J17LM	5861	861EZ	.030
9800 Tecumseh 3.8hp	868	RJ19LM	861	J19LM	5861	861EZ	.030
9800H Honda 5.5hp	322	RN11YC4	302	N11YC	5322	322EZ	.030
Tecumseh 8hp	871	RJ8C	841	J8C	5843	843EZ	.030
TILLERS							
5020 Briggs & Stratton 3.5, 8, 5hp	868	RJ19LM	947	QJ19LM	5861	861EZ	.030
5030T, 5020 Briggs & Stratton 3.5, 5, 8hp	868	RJ19LM	947	QJ19LM	5861	861EZ	.030



Model/Engine	Copper Plus®		Alternate Plug		EZ	EZ Start™	Gap
	Stk #	Plug Type	Stk #	Plug Type	Start™	w/Eco-Core	
EARTHQUAKE (cont)							
TILLERS (cont)							
OHV; 5030T, 7050, 5050, 5070 Tecumseh OHV 5hp	104	RN4C	803	N4C	---	---	.030
8070, 5020 Briggs & Stratton 3.5, 5, 8hp	868	RJ19LM	947	QJ19LM	5861	861EZ	.030
EARTHWAY							
SPREADERS							
Honda GX31 1.5hp	808	Z9Y	---	---	---	---	.030
EASY AUGER							
POSTHOLE DIGGERS							
Briggs & Stratton 8hp	868	RJ19LM	947	QJ19LM	5861	861EZ	.030
Briggs & Stratton Vanguard 9hp	71	RC12YC	946	QC12YC	5071	71EZ	.030
OHV; Honda OHV 8hp	322	RN11YC4	302	N11YC	5322	322EZ	.030
EASY LAWN							
SEED, STRAW BLOWERS							
Briggs & Stratton 5, 8hp	868	RJ19LM	947	QJ19LM	5861	861EZ	.030
Briggs & Stratton Vanguard 13, 9hp	71	RC12YC	946	QC12YC	5071	71EZ	.030
V-Twin; Briggs & Stratton Vanguard V-Twin 14, 22, 16, 20, 18, 23hp	431	RC14YC	---	---	5071	71EZ	.030
V-Twin; Honda V-Twin 20hp	322	RN11YC4	302	N11YC	5322	322EZ	.030
Kohler 23hp	854	RH10C	844	H10C	---	---	.030
V-Twin; Kohler V-Twin 20, 18hp	71	RC12YC	946	QC12YC	5071	71EZ	.030
OHV; Robin OHV 13.5, 11.5, 18, 20.5, 25, 22hp	415	RN9YC	300	N9YC	5322	322EZ	.030
OHV; Robin OHV 8.5hp	806	L92YC	---	---	---	---	.025
Wisconsin 35, 30hp	541	RD16	516	D16	---	---	.030
EASY RAKE							
BLOWERS, CHIPPERS, LAWN RAKES, VACUUMS							
Briggs & Stratton 3.5, 8, 5hp	868	RJ19LM	947	QJ19LM	5861	861EZ	.030
OHV; Honda OHV 5.5, 8, 4hp	322	RN11YC4	302	N11YC	5322	322EZ	.030
Kawasaki 7.9hp	871	RJ8C	841	J8C	5843	843EZ	.030
OHV; Kohler OHV 6hp	71	RC12YC	946	QC12YC	5071	71EZ	.030
Tecumseh 3.5hp	868	RJ19LM	861	J19LM	5861	861EZ	.030
EASY SPLIT							
LOG SPLITTERS							
Tecumseh	871	RJ8C	841	J8C	5843	843EZ	.030
EASY VAC							
TURF EQUIPMENT							
Briggs & Stratton	868	RJ19LM	947	QJ19LM	5861	861EZ	.030
EASY WAY							
LAWN MOWERS							
All Models	868	RJ19LM	861	J19LM	5861	861EZ	.030
EATON							
LAWN MOWERS							
Briggs & Stratton	868	RJ19LM	947	QJ19LM	5861	861EZ	.030
Tecumseh	856	RJ17LM	845	J17LM	5861	861EZ	.030
ECHO							
AUGERS, DRILLS							
EA410 42.7cc	852	RCJ6Y	858	CJ6Y	5852	852EZ	.025
BACKPACK BLOWERS							
PB260L 25cc	852	RCJ6Y	---	---	5852	852EZ	.025
PB265L, PB265LN 25.4cc	852	RCJ6Y	858	CJ6Y	5852	852EZ	.025
PB410 40cc	852	RCJ6Y	---	---	5852	852EZ	.025
PB413, PB460LN 44cc	852	RCJ6Y	---	---	5852	852EZ	.025
PB500H, PB500T 50.8cc	852	RCJ6Y	858	CJ6Y	5852	852EZ	.025
PB610, PB620 58cc	852	RCJ6Y	---	---	5852	852EZ	.025
PB651, PB751, PB755 63cc	852	RCJ6Y	---	---	5852	852EZ	.025
PB755SH, PB755ST, PB770H, PB770T 63.3cc	852	RCJ6Y	858	CJ6Y	5852	852EZ	.025
BLOWERS, SPRAYERS, VACUUMS							
PB210E, PB300E, PB2100, PB260L, PB230LN, PB403, PB411, PB460LN, PB602, PB603, PB650, PB750, PB2400, PB1000, PB1010, PB4600, PB6000	859	RCJ7Y	853	CJ7Y	5843	843EZ	.025
PB4500, PB46HT, PB46LN, SHR2100, PB60HT	852	RCJ6Y	858	CJ6Y	5852	852EZ	.025

**LAWN & GARDEN EQUIPMENT**BOUGIES POUR PETITS MOTEURS
Para motores de césped y jardín

Model/Engine	Copper Plus®		Alternate Plug		EZ Start™	EZ Start™ w/Eco•Core	Gap
	Stk #	Plug Type	Stk #	Plug Type			
ECHO (cont)							
BLOWERS, SPRAYERS, VACUUMS (cont)							
PB9, DM9, MB400, PB200, PB202, PB400, PB400E, SHR200E	840	RCJ8	843	CJ8	5843	843EZ	.025
SHR210 21.2cc	852	RCJ6Y	858	CJ6Y	5852	852EZ	.025
BRUSHCUTTERS							
SRM225U 21.2cc	852	RCJ6Y	858	CJ6Y	5852	852EZ	.025
SRM266U 25.4cc	852	RCJ6Y	858	CJ6Y	5852	852EZ	.025
SRM280U 28.1cc	852	RCJ6Y	858	CJ6Y	5852	852EZ	.025
SRM410U 42.7cc	852	RCJ6Y	858	CJ6Y	5852	852EZ	.025
CHIPPERS, SHREDDERS							
CSV5, CSV5S, SH5000 Briggs & Stratton 5, 8hp	868	RJ19LM	947	QJ19LM	5861	861EZ	.030
CSV8S, SH8000, 8000E, 80001C Briggs & Stratton 5, 8hp	868	RJ19LM	947	QJ19LM	5861	861EZ	.030
ES1000, ES2000, ES2100, ES2400	859	RCJ7Y	853	CJ7Y	5843	843EZ	.025
SH3000 Briggs & Stratton 3hp	868	RJ19LM	861	J19LM	5861	861EZ	.030
SH8000R	830	RL86C	306	L86C	---	---	.030
DRILLS							
EDR210 21.2cc	852	RCJ6Y	858	CJ6Y	5852	852EZ	.025
EDR260, ED2000, ED2000IA, EDR2100	863	RCJ8Y	848	CJ8Y	5843	843EZ	.025
EDGERS, TRIMMERS							
GT140, GT140A, GT140B 13.8cc	843	CJ8	840	RCJ8	5843	843EZ	.025
GT160, GT160A, GT160AE 16cc	843	CJ8	840	RCJ8	5843	843EZ	.025
GT200, GT200A, GT200B, GT200BE, GT200CE 21.2cc	843	CJ8	840	RCJ8	5843	843EZ	.025
GT2000, GT2000SB 21.2cc	859	RCJ7Y	853	CJ7Y	5843	843EZ	.025
GT230 22.8cc	858	CJ6Y	---	---	---	---	.025
REC600, RM303E	852	RCJ6Y	858	CJ6Y	5852	852EZ	.025
SRM140D, SRM140DA, SRM200, SRM230, SRM200AE, SRM200BE, SRM200CE, SRM200D, SRM200DA, SRM200DB, SRM202DA, SRM202FA, SRM210E, SRM210AE, SRM300, SRM300E, SRM300E/1, SRM300AE, SRM300AE/1, SRM302ADX, GTL140, GTL140A, GT100, GT1000	840	RCJ8	843	CJ8	5843	843EZ	.025
SRM250E, SRM400E, SRM400AE, SRM400BE, SRM1500, SRM1500A, SRM1501, SRM2000, SRM2100, SRM2100SB, SRM2110, SRM2200, SRM2201, SRM2300, SRM2301, SRM2310, SRM2400, SRM2400SB, SRM2410, SRM2450, MR2500, SRM2501, SRM2501S, SRM2502, SRM2510, SRM3000, SRM3001, SRM3010, SRM3100, SRM3100S, SRM3110, SRM3400, SRM3800, SRM4600, GT1100, GT2100, GT2101, GT2102, GT2103, GT2200, GT2400, PE200, PE230, PAS260, PE310, PE260, PE2000, PE2200, PE2201, PE2400	859	RCJ7Y	853	CJ7Y	5843	843EZ	.025
SRM2601, SRS2100 Aggressor Tree Trimmer, CLS4600	863	RCJ8Y	848	CJ8Y	5843	843EZ	.025
HANDHELD BLOWERS							
PB200, PB210, ES210 21cc	852	RCJ6Y	---	---	5852	852EZ	.025
PB230LN, ES230 23cc	852	RCJ6Y	---	---	5852	852EZ	.025
PB250, PB250LN, PB255, PB255LN, ES250, ES255 25.4cc	852	RCJ6Y	858	CJ6Y	5852	852EZ	.025
HEDGE TRIMMERS							
HC140, HC150i, HC160, HC160A, HC200, HC200AE, HC210E, HC210AE, HC1000, HC1001	840	RCJ8	843	CJ8	5843	843EZ	.025
HC150, HC160, HC180, HC200, SHC210, SHC212 21cc	852	RCJ6Y	---	---	5852	852EZ	.025
HC150, HCR150, HC160, HC180, HC1500, HC1600, HC2000, HC2100, HC2400, HC2410, HCA2400, SHC2100, SHC2401	859	RCJ7Y	853	CJ7Y	5843	843EZ	.025
HC155, HC15520, HC15524, HC165, HC185, HC235, HC245, SHC225, SHC225S 21.2cc	852	RCJ6Y	858	CJ6Y	5852	852EZ	.025
HC230, HC231 23cc	852	RCJ6Y	---	---	5852	852EZ	.025
SHC260, HCA260 25cc	852	RCJ6Y	---	---	5852	852EZ	.025
SHC266, HCA266 25.4cc	852	RCJ6Y	858	CJ6Y	5852	852EZ	.025
LAWN MOWERS							
LM214P, LM204, LM204P, LM214	868	RJ19LM	861	J19LM	5861	861EZ	.025
LMC212, LM212P, LM212PS, LM212	863	RCJ8Y	848	CJ8Y	5843	843EZ	.025
POWER EDGER							
PE200, PE201 21cc	852	RCJ6Y	---	---	5852	852EZ	.025
PE225 21.2cc	852	RCJ6Y	858	CJ6Y	5852	852EZ	.025
PE230, PE231 23cc	852	RCJ6Y	---	---	5852	852EZ	.025
PE260, PE261 25cc	852	RCJ6Y	---	---	5852	852EZ	.025
PE266, PE266S 25.4cc	852	RCJ6Y	858	CJ6Y	5852	852EZ	.025



Model/Engine	Copper Plus®		Alternate Plug		EZ Start™	EZ Start™ w/Eco-Core	Gap
	Stk #	Plug Type	Stk #	Plug Type			
ECHO (cont)							
POWER EDGER (cont)							
PE280, BRD280 28.1cc	852	RCJ6Y	858	CJ6Y	5852	852EZ	.025
POWER HEADS							
PAS225, PAS225VPB 21.2cc	852	RCJ6Y	858	CJ6Y	5852	852EZ	.025
PAS230, PAS231 23cc	852	RCJ6Y	---	---	5852	852EZ	.025
PAS260 25cc	852	RCJ6Y	---	---	5852	852EZ	.025
PAS266 25.4cc	852	RCJ6Y	858	CJ6Y	5852	852EZ	.025
PAS280 28.1cc	852	RCJ6Y	858	CJ6Y	5852	852EZ	.025
POWER PRUNERS							
PPF-210, PPF-211 21cc	852	RCJ6Y	---	---	5852	852EZ	.025
PPF-230, PPF-231 23cc	852	RCJ6Y	---	---	5852	852EZ	.025
PPF-260, PPF-261 25cc	852	RCJ6Y	---	---	5852	852EZ	.025
PRUNERS							
PPF2100, PPT2100, PPF2110, PPF2400, PPT2400, PPT260, PPT230, PPF210	859	RCJ7Y	853	CJ7Y	5843	843EZ	.025
PPF225 21.2cc	852	RCJ6Y	858	CJ6Y	5852	852EZ	.025
PPF280 281cc	852	RCJ6Y	858	CJ6Y	5852	852EZ	.025
PPT265S, PPT266, PPT266H 25.4cc	852	RCJ6Y	858	CJ6Y	5852	852EZ	.025
PPT280 25.4cc	852	RCJ6Y	858	CJ6Y	5852	852EZ	.025
STRING TRIMMERS							
GT225, GT225i, SRM225, SRM225i 21.2cc	852	RCJ6Y	858	CJ6Y	5852	852EZ	.025
GT230 22.8cc	859	RCJ7Y	853	CJ7Y	5843	843EZ	.025
GT251, SRM251, SRM251E, SRM260, SRM260S, SRM261, SRM261S, SRM261T, GT251E 25cc	852	RCJ6Y	---	---	5852	852EZ	.025
SRM210, SRM211, GT200R, GT200i, GT201i, GT201R, SRM210i, SRM211i, SRM210SB, SRM211SB 21cc	852	RCJ6Y	---	---	5852	852EZ	.025
SRM230, SRM230S, SRM231, SRM231S 23cc	852	RCJ6Y	---	---	5852	852EZ	.025
SRM266, SRM266S, SRM266T 25.4cc	852	RCJ6Y	858	CJ6Y	5852	852EZ	.025
SRM280, SRM280S, SRM280T 28.1cc	852	RCJ6Y	858	CJ6Y	5852	852EZ	.025
SRM311, SRM311S, SRM311U 30cc	852	RCJ6Y	---	---	5852	852EZ	.025
SRM340 34cc	858	CJ6Y	---	---	---	---	.025
SRM400U 43cc	858	CJ6Y	---	---	---	---	.025
TILLERS							
TC210 21.2cc	852	RCJ6Y	858	CJ6Y	5852	852EZ	.025
TC2100	863	RCJ8Y	848	CJ8Y	5843	843EZ	.025
ECLIPSE							
LAWN MOWERS							
All Models	868	RJ19LM	861	J19LM	5861	861EZ	.030
ECONOMY							
GARDEN TRACTORS							
Kohler 14cc	854	RH10C	844	H10C	---	---	.030
EDGE MASTER							
EDGERS							
Honda 2.5cc	808	Z9Y	---	---	---	---	.030
Honda 4cc	830	RL86C	306	L86C	---	---	.030
EDKO							
BRUSHCUTTERS							
	840	RCJ8	843	CJ8	5843	843EZ	.030
BRUSHCUTTERS, TRIMMERS							
8260TA, 8260LAV, 8260BAV, 8260DAV, 8320LAV, 8320BAV, 8350BAV, 8350LAV, 8405BAV, 8420BAV, 8460BAV, 8510BAV, 8725BAV, 8725LAV, 8725TA, 8726BAV, 8726LAV, 8726TA, 8735BAV, 8735LAV, 8740BAV, 8742BAV, 8750PRO, 8746BAV, 8753BAV, HT27, TR1540, E8405BP, TS330	859	RCJ7Y	853	CJ7Y	5843	843EZ	.025
LAWN MOWERS							
All Models	868	RJ19LM	861	J19LM	5861	861EZ	.030
LOG SPLITTERS							
Briggs & Stratton	868	RJ19LM	861	J19LM	5861	861EZ	.030
TILLERS							
Convertible Till-Trac	840	RCJ8	843	CJ8	5843	843EZ	.030



Model/Engine	Copper Plus®		Alternate Plug		EZ Start™	EZ Start™ w/Eco-Core	Gap
	Stk #	Plug Type	Stk #	Plug Type			
ELECTRO-SPRAY							
MIST SPRAYER							
Briggs & Stratton 8, 11hp	868	RJ19LM	947	QJ19LM	5861	861EZ	.030
V-Twin; Briggs & Stratton Vanguard V-Twin 16, 20hp	431	RC14YC	---	---	5071	71EZ	.030
ELEPHANT-VAC							
VACUUMS							
Briggs & Stratton 8.5, 8hp	868	RJ19LM	947	QJ19LM	5861	861EZ	.030
V-Twin; Briggs & Stratton Vanguard V-Twin 16, 18hp	431	RC14YC	---	---	5071	71EZ	.030
ELGEE							
POWER-VAC SWEEPERS							
Briggs & Stratton 6, 8hp	868	RJ19LM	947	QJ19LM	5861	861EZ	.030
LPG; Briggs & Stratton LPG 6, 8hp	868	RJ19LM	947	QJ19LM	5861	861EZ	.020
Honda 5.5hp	322	RN11YC4	302	N11YC	5322	322EZ	.030
LPG; Honda LPG 5.5hp	322	RN11YC4	302	N11YC	5322	322EZ	.020
ELITE							
CONCRETE SAWS, TRENCHERS							
Briggs & Stratton 5, 3.5hp	868	RJ19LM	947	QJ19LM	5861	861EZ	.030
Briggs & Stratton Vanguard 16, 13, 9hp	71	RC12YC	946	QC12YC	5071	71EZ	.030
V-Twin; Briggs & Stratton Vanguard V-Twin 18, 20hp	431	RC14YC	---	---	5071	71EZ	.030
Honda 6.5hp	830	RL86C	306	L86C	---	---	.030
OHV; Honda OHV 5.5, 9, 8, 13, 11, 5hp	322	RN11YC4	302	N11YC	5322	322EZ	.030
OHV; Kohler OHV 11, 12.5hp	71	RC12YC	946	QC12YC	5071	71EZ	.040
Robin 5.5hp	830	RL86C	306	L86C	---	---	.025
Robin 7.5, 6hp	929	RL95YC	---	---	---	---	.025
ENCORE							
BLOWERS, EDGERS							
Briggs & Stratton 3, 5, 11, 8hp	868	RJ19LM	947	QJ19LM	5861	861EZ	.030
OHV; Honda OHV 4hp	322	RN11YC4	302	N11YC	5322	322EZ	.030
DETHATCHERS, EDGERS, MOWERS							
Briggs & Stratton 5, 12, 3hp	868	RJ19LM	947	QJ19LM	5861	861EZ	.030
V-Twin; Briggs & Stratton Vanguard V-Twin 16, 20, 18hp	431	RC14YC	---	---	5071	71EZ	.030
Honda 2.5hp	846	CJ14	---	---	5846	846EZ	.030
Honda 4hp	830	RL86C	306	L86C	---	---	.030
OHV; Honda OHV 13, 8, 5.5hp	322	RN11YC4	302	N11YC	5322	322EZ	.030
Kawasaki 12.5hp	840	RCJ8	843	CJ8	5843	843EZ	.030
Liquid-Cooled; Kawasaki Liquid-Cooled V-Twin 20hp	840	RCJ8	843	CJ8	5843	843EZ	.030
Liquid-Cooled; Kawasaki Liquid-Cooled V-Twin 27hp	322	RN11YC4	302	N11YC	5322	322EZ	.030
Liquid-Cooled; Kawasaki Liquid-Cooled V-Twin, EFI 22hp	840	RCJ8	843	CJ8	5843	843EZ	.030
OHV; Kawasaki OHV 14hp	322	RN11YC4	302	N11YC	5322	322EZ	.030
OHV; Kawasaki OHV 15hp	863	RCJ8Y	848	CJ8Y	5843	843EZ	.025
V-Twin; Kawasaki V-Twin 19, 23, 17, 21hp	322	RN11YC4	302	N11YC	5322	322EZ	.030
OHV; Kohler OHV 22, 14, 25hp	71	RC12YC	946	QC12YC	5071	71EZ	.040
Tecumseh 14hp	104	RN4C	803	N4C	---	---	.030
Tecumseh 8hp	868	RJ19LM	861	J19LM	5861	861EZ	.030
ENERGY MATE							
GARDEN , YARD, LAWN TRACTORS							
All Models	854	RH10C	844	H10C	---	---	.030
LOG SPLITTERS							
Easy Splitter Tecumseh	871	RJ8C	841	J8C	5843	843EZ	.030
ENVIROBOOM							
HYDRAULIC AERATORS							
Liquid-Cooled; Kawasaki Liquid-Cooled V-Twin 20hp	840	RCJ8	843	CJ8	5843	843EZ	.025
SPRAYERS							
Briggs & Stratton 5hp	868	RJ19LM	861	J19LM	5861	861EZ	.030
Tecumseh 5hp	868	RJ19LM	861	J19LM	5861	861EZ	.030



Model/Engine	Copper Plus®		Alternate Plug		EZ	EZ Start™	Gap
	Stk #	Plug Type	Stk #	Plug Type	Start™	w/Eco-Core	
ENVIROJET							
HYDRAULIC AERATORS							
V-Twin; Briggs & Stratton Vanguard V-Twin 16, 18, 14hp	431	RC14YC	---	---	5071	71EZ	.030
V-Twin; Kohler V-Twin 25, 20hp	71	RC12YC	946	QC12YC	5071	71EZ	.030
ESKA							
LAWN MOWERS							
All Models	868	RJ19LM	861	J19LM	5861	861EZ	.030
TURF, SNOW TRACTOR							
All Models	871	RJ8C	841	J8C	5843	843EZ	.025
ESKIMO							
EARTH, ICE DRILLS							
8902, 8900 Tecumseh 2hp	852	RCJ6Y	858	CJ6Y	5852	852EZ	.030
9200, 9000 Tecumseh 3hp	856	RJ17LM	845	J17LM	5861	861EZ	.030
TILLERS							
5020 Briggs & Stratton 5hp	868	RJ19LM	947	QJ19LM	5861	861EZ	.030
ESTATE TRIMMER							
FINISH MOWERS							
Briggs & Stratton 12.5hp	868	RJ19LM	947	QJ19LM	5861	861EZ	.030
TRIMMERS							
Briggs & Stratton 5, 4hp	868	RJ19LM	947	QJ19LM	5861	861EZ	.030
OHV; Briggs & Stratton Intek OHV 6hp	71	RC12YC	946	QC12YC	5071	71EZ	.020
EUROSYSTEMS							
LAWN RAKES, MOWERS, TILLERS, TRIMMERS							
Briggs & Stratton	868	RJ19LM	861	J19LM	5861	861EZ	.030
Robin	830	RL86C	306	L86C	---	---	.030
Tecumseh	868	RJ19LM	861	J19LM	5861	861EZ	.030
EVERRIDE							
RIDING MOWERS							
V-Twin; Kawasaki V-Twin 4-Stroke OHV 19, 23, 25hp	322	RN11YC4	302	N11YC	5322	322EZ	.030
V-Twin; Kohler V-Twin Air Cooled 4-Stroke OHV 27hp	71	RC12YC	946	QC12YC	5071	71EZ	.040
EVERSHARP							
LAWN MOWERS							
All Models	868	RJ19LM	861	J19LM	5861	861EZ	.030
EXCEL							
COMMERCIAL MOWERS, TILLERS							
400	304	RS9YC	---	---	---	---	.030
Single Cylinder; Briggs & Stratton Single Cylinder	868	RJ19LM	861	J19LM	5861	861EZ	.030
Twin; Briggs & Stratton Twin 18hp	868	RJ19LM	947	QJ19LM	5861	861EZ	.030
Continental TC-56	541	RD16	516	D16	---	---	.030
1.1L; Ford 1.1L	322	RN11YC4	302	N11YC	5322	322EZ	.035
1.3L; Ford 1.3L	304	RS9YC	---	---	---	---	.035
Kawasaki 14hp	896	L90C	---	---	---	---	.025
OHV; Kawasaki OHV 17, 23hp	322	RN11YC4	302	N11YC	5322	322EZ	.025
Kohler 18hp	854	RH10C	844	H10C	---	---	.030
Kohler 23, 20hp	854	RH10C	844	H10C	---	---	.025
Kohler Command Pro 13, 25, 15, 18, 22hp	71	RC12YC	946	QC12YC	5071	71EZ	.030
Twin; Kohler Twin 18, 20hp	25	RV17YC	---	---	---	---	.025
Twin; Kohler Twin 23hp	854	RH10C	844	H10C	---	---	.030
V-Twin; Kohler V-Twin 25, 20, 22hp	71	RC12YC	946	QC12YC	5071	71EZ	.030
EXMARK							
LAWN MOWERS							
OHV; Briggs & Stratton OHV 6.5hp	71	RC12YC	946	QC12YC	5071	71EZ	.020
Kawasaki 5.5hp	322	RN11YC4	302	N11YC	5322	322EZ	.030
RIDING MOWERS							
Briggs & Stratton Intek 15.5, 17, 14.4hp	71	RC12YC	946	QC12YC	5071	71EZ	.030
TURF EQUIPMENT							
Briggs & Stratton 8.5, 8hp	868	RJ19LM	947	QJ19LM	5861	861EZ	.030
OHV; Briggs & Stratton OHV 6.5hp	71	RC12YC	946	QC12YC	5071	71EZ	.020
V-Twin; Briggs & Stratton Vanguard V-Twin 16, 20, 18hp	431	RC14YC	---	---	5071	71EZ	.030
Honda 13hp	322	RN11YC4	302	N11YC	5322	322EZ	.030

**LAWN & GARDEN EQUIPMENT**

BOUGIES POUR PETITS MOTEURS

Para motores de césped y jardín



Model/Engine	Copper Plus®		Alternate Plug		EZ Start™	EZ Start™ w/Eco•Core	Gap
	Stk #	Plug Type	Stk #	Plug Type			
EXMARK (cont)							
TURF EQUIPMENT (cont)							
Honda GV400 11hp	863	RCJ8Y	848	CJ8Y	5843	843EZ	.030
Kawasaki 12.5hp	840	RCJ8	843	CJ8	5843	843EZ	.030
Kawasaki FH150V 5.5hp	863	RCJ8Y	848	CJ8Y	5843	843EZ	.030
Kawasaki FH451V 15hp	863	RCJ8Y	848	CJ8Y	5843	843EZ	.030
Liquid-Cooled; Kawasaki Liquid-Cooled 27hp	404	RN12YC	38	N12YC	---	---	.030
OHV; Kawasaki OHV 14, 19, 17hp	322	RN11YC4	302	N11YC	5322	322EZ	.030
V-Twin; Kawasaki V-Twin 21, 23hp	322	RN11YC4	302	N11YC	5322	322EZ	.030
Kohler Command Pro 26, 23hp	---	---	---	---	5071	71EZ	.030
OHV; Kohler OHV 12.5, 14, 13, 15hp	71	RC12YC	946	QC12YC	5071	71EZ	.040
V-Twin; Kohler V-Twin 22, 25, 23, 20, 18hp	71	RC12YC	946	QC12YC	5071	71EZ	.030
EXPERT							
LAWN MOWERS							
All Models	868	RJ19LM	861	J19LM	5861	861EZ	.030
F&N							
LAWN MOWERS							
All Models	868	RJ19LM	861	J19LM	5861	861EZ	.030
F.M.C.							
LAWN, GARDEN TRACTORS							
Briggs & Stratton	868	RJ19LM	861	J19LM	5861	861EZ	.030
Twin; Kohler Twin 17hp	25	RV17YC	---	---	---	---	.025
Onan BF	857	RH18Y	---	---	---	---	.030
Tecumseh HH Series, OH Series	874	RL82C	811	L82C	---	---	.030
Wisconsin	541	RD16	516	D16	---	---	.030
SPRAYERS							
Kohler 12, 23, 18hp	854	RH10C	844	H10C	---	---	.030
Kohler 7hp	868	RJ19LM	861	J19LM	5861	861EZ	.030
Wisconsin V460D	404	RN12YC	38	N12YC	---	---	.030
Wisconsin VG4D	541	RD16	516	D16	---	---	.030
TILLERS							
Briggs & Stratton	868	RJ19LM	861	J19LM	5861	861EZ	.030
FOLEY							
LAWN MOWERS							
All Models	868	RJ19LM	861	J19LM	5861	861EZ	.030
FAIRBANKS MORSE							
LAWN MOWERS							
All Models	868	RJ19LM	861	J19LM	5861	861EZ	.030
FALLS ROTO CLIPPER							
LAWN MOWERS							
All Other Models	868	RJ19LM	861	J19LM	5861	861EZ	.030
Power Product Engine	840	RCJ8	843	CJ8	5843	843EZ	.030
FEDWAY							
LAWN MOWERS							
Briggs & Stratton	868	RJ19LM	861	J19LM	5861	861EZ	.030
Iron Horse	511	J11C	---	---	---	---	.030
FELDMANN							
AERATORS, TILLERS							
Briggs & Stratton	868	RJ19LM	861	J19LM	5861	861EZ	.030
Tecumseh	871	RJ8C	841	J8C	5843	843EZ	.030
ICE, POST HOLE DRILLS							
Models 70, 80, 81 Plus	852	RCJ6Y	858	CJ6Y	5852	852EZ	.030
Tecumseh	871	RJ8C	841	J8C	5843	843EZ	.030
FERRIS							
LAWN MOWERS							
Kawasaki 5hp	830	RL86C	306	L86C	---	---	.030
MOWERS							
Liquid-Cooled; Briggs & Stratton Liquid-Cooled 31hp	71	RC12YC	946	QC12YC	5071	71EZ	.020
V-Twin; Briggs & Stratton Vanguard V-Twin 20, 18, 16, 14hp	431	RC14YC	---	---	5071	71EZ	.030
Daihatsu 34hp	71	RC12YC	946	QC12YC	5071	71EZ	.030



Model/Engine	Copper Plus®		Alternate Plug		EZ	EZ Start™	Gap
	Stk #	Plug Type	Stk #	Plug Type	Start™	w/Eco-Core	
FERRIS (cont)							
MOWERS (cont)							
Kawasaki 12.5hp	840	RCJ8	843	CJ8	5843	843EZ	.030
Kawasaki 5hp	806	L92YC	---	---	---	---	.030
Kawasaki FH451V 15hp	863	RCJ8Y	848	CJ8Y	5843	843EZ	.030
V-Twin; Kawasaki FH680 V-Twin 23hp	322	RN11YC4	302	N11YC	5322	322EZ	.025
Liquid-Cooled; Kawasaki Liquid-Cooled V-Twin 20hp	840	RCJ8	843	CJ8	5843	843EZ	.030
Liquid-Cooled; Kawasaki Liquid-Cooled V-Twin 27hp	405	RN14YC	---	---	5322	322EZ	.025
OHV; Kawasaki OHV 13, 14, 17hp	322	RN11YC4	302	N11YC	5322	322EZ	.030
V-Twin; Kawasaki V-Twin 21, 25, 23hp	322	RN11YC4	302	N11YC	5322	322EZ	.025
Kohler 14hp	854	RH10C	844	H10C	---	---	.030
OHV; Kohler OHV 12.5, 15, 14hp	71	RC12YC	946	QC12YC	5071	71EZ	.040
V-Twin; Kohler V-Twin 22, 25, 23, 20, 27hp	71	RC12YC	946	QC12YC	5071	71EZ	.030
FIMCO							
SPRAYERS							
Briggs & Stratton 5, 3.5hp	868	RJ19LM	947	QJ19LM	5861	861EZ	.030
Briggs & Stratton Intek 5.5hp	71	RC12YC	946	QC12YC	5071	71EZ	.020
OHV; Honda OHV 5.5hp	322	RN11YC4	302	N11YC	5322	322EZ	.030
Tecumseh 5, 3.5hp	868	RJ19LM	861	J19LM	5861	861EZ	.030
FINN							
HYDRAULIC DUMPS, HYDROSEEDERS, MULCH SPREADERS, STRAW BLOWERS							
Twin; Briggs & Stratton Twin 18hp	868	RJ19LM	947	QJ19LM	5861	861EZ	.030
V-Twin; Briggs & Stratton Vanguard V-Twin 18hp	431	RC14YC	---	---	5071	71EZ	.030
OHV; Honda OHV 11hp	322	RN11YC4	302	N11YC	5322	322EZ	.030
Kohler 8hp	840	RCJ8	843	CJ8	5843	843EZ	.025
OHV; Kohler OHV 15hp	71	RC12YC	946	QC12YC	5071	71EZ	.040
V-Twin; Kohler V-Twin 25, 20hp	71	RC12YC	946	QC12YC	5071	71EZ	.030
Wisconsin W4-1770 35hp	541	RD16	516	D16	---	---	.030
FIVENSON							
TRIMMERS							
All Models	842	UY6	---	---	---	---	.030
FLO-MOW							
LAWN MOWERS							
Briggs & Stratton	868	RJ19LM	861	J19LM	5861	861EZ	.030
Tecumseh	856	RJ17LM	845	J17LM	5861	861EZ	.025
FLOWTRON							
LOG SPLITTERS							
Briggs & Stratton	868	RJ19LM	861	J19LM	5861	861EZ	.030
FLYMO							
HOVERING TRIMMERS, TILLERS							
Briggs & Stratton	868	RJ19LM	861	J19LM	5861	861EZ	.030
Ducati	874	RL82C	811	L82C	---	---	.030
GCT12, GCT15 Tecumseh 2hp	852	RCJ6Y	858	CJ6Y	5852	852EZ	.030
GCT20 JLO	806	L92YC	---	---	---	---	.030
GCT21 Tecumseh 3.5hp	856	RJ17LM	845	J17LM	5861	861EZ	.030
LAWN MOWERS							
Aspera	871	RJ8C	841	J8C	5843	843EZ	.030
Briggs & Stratton	868	RJ19LM	861	J19LM	5861	861EZ	.030
JLO	806	L92YC	---	---	---	---	.030
Kirby KAV74	58	RJ18YC	---	---	---	---	.030
Tecumseh 2hp	852	RCJ6Y	858	CJ6Y	5852	852EZ	.030
Tecumseh MV100	856	RJ17LM	845	J17LM	5861	861EZ	.030
FMC							
LAWN MOWERS							
Briggs & Stratton	868	RJ19LM	861	J19LM	5861	861EZ	.030
Tecumseh	871	RJ8C	841	J8C	5843	843EZ	.030

**LAWN & GARDEN EQUIPMENT**BOUGIES POUR PETITS MOTEURS
Para motores de césped y jardín

Model/Engine	Copper Plus®		Alternate Plug		EZ Start™	EZ Start™ w/Eco•Core	Gap
	Stk #	Plug Type	Stk #	Plug Type			
FORD							
LAWN MOWERS							
Briggs & Stratton	868	RJ19LM	861	J19LM	5861	861EZ	.030
LOG SPLITTERS, TILLERS, TRACTORS							
960.1, 960.2	840	RCJ8	843	CJ8	5843	843EZ	.030
Briggs & Stratton	868	RJ19LM	861	J19LM	5861	861EZ	.030
Kohler 12, 20, 14, 10, 16hp	854	RH10C	844	H10C	---	---	.030
OHV; Kohler OHV 14, 12.5hp	71	RC12YC	946	QC12YC	5071	71EZ	.040
Twin; Kohler Twin 18, 20hp	25	RV17YC	---	---	---	---	.025
V-Twin; Kohler V-Twin 18, 16hp	71	RC12YC	946	QC12YC	5071	71EZ	.030
Tecumseh	871	RJ8C	841	J8C	5843	843EZ	.030
FORT							
UTILITY ENGINES							
Briggs & Stratton 5, 8hp	868	RJ19LM	947	QJ19LM	5861	861EZ	.030
Tecumseh 3.5hp	871	RJ8C	841	J8C	5843	843EZ	.030
FOX							
LAWN MOWERS							
All Models	868	RJ19LM	861	J19LM	5861	861EZ	.030
FRADAN							
BLOWERS							
BB-50 Backpack	102	RJ6C	823	J6C	---	---	.025
BB-75 Backpack	856	RJ17LM	845	J17LM	5861	861EZ	.025
Briggs & Stratton 5, 11, 8hp	868	RJ19LM	947	QJ19LM	5861	861EZ	.030
Briggs & Stratton Vanguard 9hp	71	RC12YC	946	QC12YC	5071	71EZ	.030
V-Twin; Briggs & Stratton Vanguard V-Twin 14hp	431	RC14YC	---	---	5071	71EZ	.030
OHV; Honda OHV 13, 9hp	322	RN11YC4	302	N11YC	5322	322EZ	.030
OHV; Kawasaki OHV 9hp	322	RN11YC4	302	N11YC	5322	322EZ	.030
OHV; Tecumseh OHV 5hp	104	RN4C	803	N4C	---	---	.030
BRUSHCUTTERS, TRIMMERS							
BC-30, SE-30, ST-30	846	CJ14	---	---	5846	846EZ	.025
FUTURA							
LOG SPLITTERS							
Tecumseh	871	RJ8C	841	J8C	5843	843EZ	.030
GAMBLE-ALDENS							
LAWN MOWERS							
All Models	868	RJ19LM	861	J19LM	5861	861EZ	.030
GARDEN KING							
MOWERS							
All Models	541	RD16	516	D16	---	---	.025
TILLERS							
Briggs & Stratton 5, 3.5hp	868	RJ19LM	947	QJ19LM	5861	861EZ	.030
OHV; Tecumseh OHV 5hp	104	RN4C	803	N4C	---	---	.030
GARDEN MASTER							
TILLERS							
Briggs & Stratton 5, 8, 3.5hp	868	RJ19LM	947	QJ19LM	5861	861EZ	.030
GARDEN PRIDE							
LAWN MOWERS							
All Models	868	RJ19LM	861	J19LM	5861	861EZ	.030
Briggs & Stratton	868	RJ19LM	861	J19LM	5861	861EZ	.030
GARDEN PRO							
GARDEN TRACTORS							
Briggs & Stratton	868	RJ19LM	861	J19LM	5861	861EZ	.030
GARDEN STAR							
TILLERS							
Briggs & Stratton 8, 3.5, 5hp	868	RJ19LM	947	QJ19LM	5861	861EZ	.030
Honda 8, 5.5hp	322	RN11YC4	302	N11YC	5322	322EZ	.030
Tecumseh 5, 8, 3.5hp	856	RJ17LM	845	J17LM	5861	861EZ	.030
OHV; Tecumseh OHV 5, 6hp	104	RN4C	803	N4C	---	---	.030



Model/Engine	Copper Plus®		Alternate Plug		EZ Start™	EZ Start™ w/Eco-Core	Gap
	Stk #	Plug Type	Stk #	Plug Type			
GENERAL EQUIPMENT							
AIR VENTILATION BLOWERS							
Briggs & Stratton 3.5hp	868	RJ19LM	947	QJ19LM	5861	861EZ	.030
OHV; Honda OHV 4hp	322	RN11YC4	302	N11YC	5322	322EZ	.030
EARTH DRILLS							
Briggs & Stratton	868	RJ19LM	861	J19LM	5861	861EZ	.030
Chrysler	830	RL86C	306	L86C	---	---	.025
OHV; Honda OHV 5hp	415	RN9YC	300	N9YC	5322	322EZ	.030
Robin 3hp	592	RJ12C	511	J11C	---	---	.025
Tecumseh	871	RJ8C	841	J8C	5843	843EZ	.030
GIANNI FERRARI							
RIDING MOWERS							
V-Twin; Briggs & Stratton Vanguard V-Twin 16, 20, 18hp	431	RC14YC	---	---	5071	71EZ	.030
GIANT MOW							
LAWN MOWERS							
Briggs & Stratton 5hp	868	RJ19LM	947	QJ19LM	5861	861EZ	.030
MOWERS							
Briggs & Stratton 8.5, 12.5hp	868	RJ19LM	947	QJ19LM	5861	861EZ	.030
Briggs & Stratton Vanguard 9hp	71	RC12YC	946	QC12YC	5071	71EZ	.030
V-Twin; Briggs & Stratton Vanguard V-Twin 18hp	431	RC14YC	---	---	5071	71EZ	.030
Honda GV400 11hp	863	RCJ8Y	848	CJ8Y	5843	843EZ	.030
Kawasaki 12.5hp	840	RCJ8	843	CJ8	5843	843EZ	.030
Kawasaki 14, 9, 13hp	322	RN11YC4	302	N11YC	5322	322EZ	.030
OHV; Kohler OHV 14hp	71	RC12YC	946	QC12YC	5071	71EZ	.040
OHV; Tecumseh OHV 16hp	104	RN4C	803	N4C	---	---	.030
GIANT-VAC							
BLOWERS, LOG SPLITTERS, POWER BRUSHES, THATCHERS, TILLERS, VACUUMS							
Briggs & Stratton 11, 8, 5hp	868	RJ19LM	947	QJ19LM	5861	861EZ	.030
OHV; Briggs & Stratton Intek OHV 9, 10, 6.5, 6, 5.5hp	71	RC12YC	946	QC12YC	5071	71EZ	.020
Briggs & Stratton Vanguard 9hp	71	RC12YC	946	QC12YC	5071	71EZ	.030
V-Twin; Briggs & Stratton Vanguard V-Twin 16, 18hp	431	RC14YC	---	---	5071	71EZ	.030
Ford 300cid	129	RF10C	---	---	---	---	.030
Hercules G1600	102	RJ6C	823	J6C	---	---	.030
OHV; Honda OHV 5.5, 11, 5, 9, 13hp	322	RN11YC4	302	N11YC	5322	322EZ	.030
Kawasaki 7.5hp	806	L92YC	---	---	---	---	.030
V-Twin; Kawasaki FH451 V-Twin OHV 15hp	863	RCJ8Y	848	CJ8Y	5843	843EZ	.030
OHV; Kawasaki OHV 9hp	322	RN11YC4	302	N11YC	5322	322EZ	.030
Kohler 16, 20, 23hp	854	RH10C	844	H10C	---	---	.030
OHV; Kohler Command OHV 16, 15hp	71	RC12YC	946	QC12YC	5071	71EZ	.030
Kohler CS Pro 8.5hp	405	RN14YC	---	---	5322	322EZ	.030
Kohler K181 8hp	868	RJ19LM	861	J19LM	5861	861EZ	.030
Kohler M8 10, 14, 8hp	854	RH10C	844	H10C	---	---	.030
Twin; Kohler Twin 16, 18hp	25	RV17YC	---	---	---	---	.025
V-Twin; Kohler V-Twin 25, 20hp	71	RC12YC	946	QC12YC	5071	71EZ	.030
OHV; Tecumseh OHV 13, 16hp	104	RN4C	803	N4C	---	---	.030
Tillers	840	RCJ8	843	CJ8	5843	843EZ	.030
Wisconsin	541	RD16	516	D16	---	---	.030
LAWN MOWERS							
Briggs & Stratton 5hp	868	RJ19LM	947	QJ19LM	5861	861EZ	.030
MOWERS							
Briggs & Stratton Intek 13.5hp	71	RC12YC	946	QC12YC	5071	71EZ	.030
Kawasaki 12.5hp	840	RCJ8	843	CJ8	5843	843EZ	.030
GIERE							
TURF, SNOW TRACTOR							
V-Twin; Briggs & Stratton Vanguard V-Twin OHV 16hp	431	RC14YC	---	---	5071	71EZ	.030
V-Twin; Mountaineer Briggs & Stratton Vanguard V-Twin OHV 18hp	431	RC14YC	---	---	5071	71EZ	.030

**LAWN & GARDEN EQUIPMENT**BOUGIES POUR PETITS MOTEURS
Para motores de césped y jardín

Model/Engine	Copper Plus®		Alternate Plug		EZ Start™	EZ Start™ w/Eco-Core	Gap
	Stk #	Plug Type	Stk #	Plug Type			
GILSON							
COMPOSTERS, LOG SPLITTERS, TRACTORS, TILLERS, VACUUMS							
Briggs & Stratton	868	RJ19LM	861	J19LM	5861	861EZ	.030
Twin; Briggs & Stratton Twin	868	RJ19LM	861	J19LM	5861	861EZ	.030
Lauson	871	RJ8C	841	J8C	5843	843EZ	.025
OMC	22	RF11YC	---	---	---	---	.030
Tecumseh	871	RJ8C	841	J8C	5843	843EZ	.030
LAWN MOWERS							
Briggs & Stratton	868	RJ19LM	861	J19LM	5861	861EZ	.030
Tecumseh	856	RJ17LM	845	J17LM	5861	861EZ	.025
GIZMOW							
POWER LAWN EQUIPMENT							
Kohler Formula 2552 25hp	71	RC12YC	946	QC12YC	5071	71EZ	.030
Kohler Formula 2752 27hp	71	RC12YC	946	QC12YC	5071	71EZ	.030
GNC INDUSTRIES							
SPRAYERS							
Briggs & Stratton Intek 5.5hp	71	RC12YC	946	QC12YC	5071	71EZ	.030
Honda 5.5hp	322	RN11YC4	302	N11YC	5322	322EZ	.030
Robin 4.5, 9hp	830	RL86C	306	L86C	---	---	.030
GOLDEN BOY							
LAWN MOWERS							
All Models	868	RJ19LM	861	J19LM	5861	861EZ	.030
TRIMMERS							
All Models	840	RCJ8	843	CJ8	5843	843EZ	.030
GOLDEN STAR							
BRUSHCUTTERS							
All Models	840	RCJ8	843	CJ8	5843	843EZ	.025
HEDGE CLIPPERS							
All Models	840	RCJ8	843	CJ8	5843	843EZ	.025
LAWN MOWERS							
3.7, 1.9hp	830	RL86C	306	L86C	---	---	.025
Kawasaki 1.5hp	849	CJ6	---	---	---	---	.030
Kawasaki 3.6hp	929	RL95YC	---	---	---	---	.025
Kawasaki 5hp	322	RN11YC4	302	N11YC	5322	322EZ	.030
MOWERS							
Kawasaki 3.6hp	929	RL95YC	---	---	---	---	.025
Kawasaki 6hp	806	L92YC	---	---	---	---	.030
SHREDDERS							
All Models	840	RCJ8	843	CJ8	5843	843EZ	.025
SPRAYERS							
All Models	840	RCJ8	843	CJ8	5843	843EZ	.025
TILLERS							
All Models	868	RJ19LM	861	J19LM	5861	861EZ	.025
GOLDONI							
SICKLE BARS, TILLERS							
Acme	830	RL86C	306	L86C	---	---	.030
GOLF							
AERATORS, RIDING MOWERS, TILLERS							
Briggs & Stratton 2, 5, 3hp	868	RJ19LM	861	J19LM	5861	861EZ	.030
LAWN MOWERS							
Briggs & Stratton 3, 5hp	868	RJ19LM	861	J19LM	5861	861EZ	.030
GOODALL							
EDGERS							
All Models	840	RCJ8	843	CJ8	5843	843EZ	.030
GARDEN TRACTORS							
All Models	871	RJ8C	841	J8C	5843	843EZ	.030
LAWN MOWERS							
Briggs & Stratton	868	RJ19LM	861	J19LM	5861	861EZ	.030
Tecumseh	871	RJ8C	841	J8C	5843	843EZ	.025



Model/Engine	Copper Plus®		Alternate Plug		EZ Start™	EZ Start™ w/Eco-Core	Gap
	Stk #	Plug Type	Stk #	Plug Type			
GOODALL (cont)							
MOWERS							
V-Twin; Briggs & Stratton Vanguard V-Twin 14hp	431	RC14YC	---	---	5071	71EZ	.030
OHV; Honda OHV 13hp	322	RN11YC4	302	N11YC	5322	322EZ	.030
OHV; Kawasaki OHV 14hp	322	RN11YC4	302	N11YC	5322	322EZ	.030
RAKES, THATCHERS, VACUUMS							
All Models	871	RJ8C	841	J8C	5843	843EZ	.030
TRIMMERS							
All Models	840	RCJ8	843	CJ8	5843	843EZ	.030
GOOSSEN							
BALE CHOPPERS, CHIPPER, SHREDDERS, VACUUMS							
OHV; Honda OHV 13, 11hp	322	RN11YC4	302	N11YC	5322	322EZ	.030
V-Twin; Honda V-Twin 20, 18hp	322	RN11YC4	302	N11YC	5322	322EZ	.030
Wisconsin 35hp	541	RD16	516	D16	---	---	.025
GORILLA							
AERATORS							
Briggs & Stratton 3, 3.5hp	871	RJ8C	841	J8C	5843	843EZ	.030
OHV; Honda OHV 4hp	322	RN11YC4	302	N11YC	5322	322EZ	.030
GRAHAM PAIGE							
Tillers B16, B17	514	D14	---	---	---	---	.030
GRAN PRIX							
Shredders	840	RCJ8	843	CJ8	5843	843EZ	.030
LAWN MOWERS							
All Models	868	RJ19LM	861	J19LM	5861	861EZ	.030
GRASS CRAFT							
LAWN MOWERS							
2-Cycle; Tecumseh 2-Cycle 5hp	868	RJ19LM	861	J19LM	5861	861EZ	.030
4-Cycle; Tecumseh 4-Cycle 5hp	868	RJ19LM	861	J19LM	5861	861EZ	.030
GRASS CUT							
LAWN MOWERS							
All Models	830	RL86C	306	L86C	---	---	.030
GRASS HOUND							
LAWN MOWERS							
All Models	868	RJ19LM	861	J19LM	5861	861EZ	.030
GRASS MASTER							
LAWN MOWERS							
Briggs & Stratton	868	RJ19LM	861	J19LM	5861	861EZ	.030
GRASS WAND							
Trimmers (Xenoah Eng.)	849	CJ6	---	---	---	---	.030
AERATORS, CHIPPERS, RIDING TRACTORS, VACUUMS							
OHV; Kawasaki OHV 17hp	322	RN11YC4	302	N11YC	5322	322EZ	.030
LAWN MOWERS							
All Models	868	RJ19LM	861	J19LM	5861	861EZ	.030
GRASSHOPPER							
MOWERS, RIDING EQUIPMENT							
Briggs & Stratton	868	RJ19LM	861	J19LM	5861	861EZ	.030
Twin; Briggs & Stratton Twin 16, 14, 18hp	868	RJ19LM	947	QJ19LM	5861	861EZ	.030
V-Twin; Briggs & Stratton Vanguard V-Twin 16, 18, 14hp	431	RC14YC	---	---	5071	71EZ	.030
Liquid-Cooled; Kawasaki Liquid-Cooled V-Twin 27hp	404	RN12YC	38	N12YC	---	---	.025
Kohler 12, 16hp	854	RH10C	844	H10C	---	---	.030
OHC; Kohler OHC Twin 18hp	71	RC12YC	946	QC12YC	5071	71EZ	.040
V-Twin; Kohler V-Twin 18, 25, 20, 27hp	71	RC12YC	946	QC12YC	5071	71EZ	.030
Kubota 24.5, 32, 21, 31hp	71	RC12YC	946	QC12YC	5071	71EZ	.030
Twin; Onan Twin 20hp	909	RS17YX	---	---	---	---	.025

**LAWN & GARDEN EQUIPMENT**

BOUGIES POUR PETITS MOTEURS

Para motores de césped y jardín



Model/Engine	Copper Plus®		Alternate Plug		EZ Start™	EZ Start™ w/Eco-Core	Gap
	Stk #	Plug Type	Stk #	Plug Type			
GRAVELY							
AERATORS, CHIPPERS, RIDING TRACTORS, VACUUMS							
150 Series Kawasaki 12.5hp	840	RCJ8	843	CJ8	5843	843EZ	.030
OHV; 150 Series Kohler OHV 12.5, 14, 15hp	71	RC12YC	946	QC12YC	5071	71EZ	.040
Liquid-Cooled; 200 Series Kawasaki Liquid-Cooled V-Twin 20hp	840	RCJ8	843	CJ8	5843	843EZ	.025
OHV; 200 Series, 150 Series Kohler OHV 14, 12.5, 15hp	71	RC12YC	946	QC12YC	5071	71EZ	.040
V-Twin; 200 Series, 300 Series Kohler V-Twin 20, 25, 22, 18hp	71	RC12YC	946	QC12YC	5071	71EZ	.030
V-Twin; 300 Series Kohler V-Twin 25, 18, 20hp	71	RC12YC	946	QC12YC	5071	71EZ	.030
500, 5000 Series Kohler 10, 12, 8, 14hp	854	RH10C	844	H10C	---	---	.030
500, 5000 Series Kohler 8hp	868	RJ19LM	861	J19LM	5861	861EZ	.030
800, 8000 Series Briggs & Stratton	868	RJ19LM	861	J19LM	5861	861EZ	.030
800, 8000 Series Kohler	854	RH10C	844	H10C	---	---	.030
800, 8000 Series Onan B43M	538	RH8C	587	H8C	---	---	.030
800, 8000 Series Onan B48G	909	RS17YX	---	---	---	---	.030
800, 8000 Series Onan B48M	538	RH8C	587	H8C	---	---	.030
800, 8000 Series Onan BF	538	RH8C	587	H8C	---	---	.030
816S, Convertible 8 (Kohler Eng.)	840	RCJ8	843	CJ8	5843	843EZ	.030
900, 9000 Series Continental	806	L92YC	---	---	---	---	.030
Single Cylinder; Briggs & Stratton Single Cylinder	868	RJ19LM	861	J19LM	5861	861EZ	.030
Twin; Briggs & Stratton Twin 16hp	868	RJ19LM	947	QJ19LM	5861	861EZ	.030
V-Twin; Briggs & Stratton Vanguard V-Twin 16, 20, 12.5, 21hp	431	RC14YC	---	---	5071	71EZ	.030
Commercial 10, 10A, 12, 430, Commercial 432, 424, 810, 812, 816	854	RH10C	844	H10C	---	---	.030
Commercial 450, Convertible 7.6 (Gravelly Eng.)	538	RH8C	587	H8C	---	---	.030
Commercial 8, 408	871	RJ8C	841	J8C	5843	843EZ	.030
Twin; G Series Kohler Twin 18, 16, 20hp	25	RV17YC	---	---	---	---	.025
Twin; G Series, 100 Series Kohler Twin 18, 16, 20hp	25	RV17YC	---	---	---	---	.025
OHV; G Series, 150 Series Kohler OHV 14, 12.5, 15hp	71	RC12YC	946	QC12YC	5071	71EZ	.040
V-Twin; G Series, 200 Series, 300 Series Briggs & Stratton Vanguard V-Twin 16, 20, 12.5, 21hp	431	RC14YC	---	---	5071	71EZ	.030
OHV; Honda OHV 4hp	322	RN11YC4	302	N11YC	5322	322EZ	.030
Kawasaki 12.5hp	840	RCJ8	843	CJ8	5843	843EZ	.030
Liquid-Cooled; Kawasaki Liquid-Cooled V-Twin 20hp	840	RCJ8	843	CJ8	5843	843EZ	.025
OHV; Kawasaki OHV 14, 25hp	322	RN11YC4	302	N11YC	5322	322EZ	.030
Kohler 8, 14, 12hp	854	RH10C	844	H10C	---	---	.030
Kohler K181 8hp	868	RJ19LM	861	J19LM	5861	861EZ	.030
OHV; Kohler OHV 12.5, 15, 14hp	71	RC12YC	946	QC12YC	5071	71EZ	.040
Twin; Kohler Twin 18, 20, 16hp	25	RV17YC	---	---	---	---	.025
Twin; Kohler Twin 23hp	854	RH10C	844	H10C	---	---	.030
V-Twin; Kohler V-Twin 20, 22, 18, 25hp	71	RC12YC	946	QC12YC	5071	71EZ	.030
Pro Aire 27	322	RN11YC4	302	N11YC	5322	322EZ	.030
Pro Chip 618R, Promaster 260Z, Pro Vac 1050	71	RC12YC	946	QC12YC	5071	71EZ	.030
OHV; Robin OHV 13.5hp	415	RN9YC	300	N9YC	5322	322EZ	.025
OHV; Robin OHV 4hp	104	RN4C	803	N4C	---	---	.025
OHV; Robin OHV 8.5hp	327	RL87YC	312	L87YC	---	---	.025
OHV; Robin OHV V-Twin 18, 20, 20.5, 22, 25hp	415	RN9YC	300	N9YC	5322	322EZ	.025
OHV; Tecumseh OHV 12.5hp	104	RN4C	803	N4C	---	---	.030
Westchester	538	RH8C	587	H8C	---	---	.035
LAWN MOWERS							
Briggs & Stratton Intek 6.75hp	71	RC12YC	946	QC12YC	5071	71EZ	.020
Honda 5.5hp	322	RN11YC4	302	N11YC	5322	322EZ	.030
Kawasaki 15, 13hp	322	RN11YC4	302	N11YC	5322	322EZ	.030
Model 24	871	RJ8C	841	J8C	5843	843EZ	.025
OHV; Pro 21 SCH Robin OHV 6hp	327	RL87YC	312	L87YC	---	---	.025
MOWERS							
Kawasaki 17, 15, 13hp	863	RCJ8Y	848	CJ8Y	5843	843EZ	.030
Liquid-Cooled; Kawasaki Liquid-Cooled V-Twin 27hp	404	RN12YC	38	N12YC	---	---	.025
Twin; Kawasaki Twin 23, 19, 25hp	322	RN11YC4	302	N11YC	5322	322EZ	.025
Kohler Command Pro 25, 26hp	71	RC12YC	946	QC12YC	5071	71EZ	.030
RIDING MOWERS							
Kawasaki 17hp	322	RN11YC4	302	N11YC	5322	322EZ	.030
Air Cooled; Kawasaki Air Cooled 19, 25, 21, 23hp	322	RN11YC4	302	N11YC	5322	322EZ	.030
OHV; Kawasaki OHV 25hp	322	RN11YC4	302	N11YC	5322	322EZ	.030
Kohler Command Pro 27hp	71	RC12YC	946	QC12YC	5071	71EZ	.020



Model/Engine	Copper Plus®		Alternate Plug		EZ Start™	EZ Start™ w/Eco-Core	Gap
	Stk #	Plug Type	Stk #	Plug Type			
GRAZER							
MOWERS							
Briggs & Stratton 11, 18hp	868	RJ19LM	947	QJ19LM	5861	861EZ	.030
Twin; Briggs & Stratton Twin 16, 12.5hp	868	RJ19LM	947	QJ19LM	5861	861EZ	.030
V-Twin; Briggs & Stratton Vanguard V-Twin 18, 20hp	431	RC14YC	---	---	5071	71EZ	.030
Twin; Kohler Twin 20, 18hp	25	RV17YC	---	---	---	---	.025
V-Twin; Kohler V-Twin 22hp	71	RC12YC	946	QC12YC	5071	71EZ	.030
Kubota	71	RC12YC	946	QC12YC	5071	71EZ	.030
GREAT DANE							
RIDING MOWERS							
Briggs & Stratton 10.5hp	868	RJ19LM	947	QJ19LM	5861	861EZ	.030
V-Twin; Briggs & Stratton Vanguard V-Twin 16, 18, 20hp	431	RC14YC	---	---	5071	71EZ	.030
Kawasaki FB460V 12.5hp	840	RCJ8	843	CJ8	5843	843EZ	.030
OHV; Kawasaki OHV 15, 17, 19, 14hp	322	RN11YC4	302	N11YC	5322	322EZ	.030
V-Twin; Kawasaki V-Twin 23, 25hp	322	RN11YC4	302	N11YC	5322	322EZ	.030
OHV; Kohler Command OHV 15hp	71	RC12YC	946	QC12YC	5071	71EZ	.030
V-Twin; Kohler V-Twin 20, 23, 25, 22, 18hp	71	RC12YC	946	QC12YC	5071	71EZ	.030
V-Twin; Kohler V-Twin EFI 27, 26, 28hp	71	RC12YC	946	QC12YC	5071	71EZ	.030
GREEN ACRES							
LAWN MOWERS							
All Models	868	RJ19LM	861	J19LM	5861	861EZ	.030
TILLERS							
All Models	840	RCJ8	843	CJ8	5843	843EZ	.030
TRACTORS							
All Models	840	RCJ8	843	CJ8	5843	843EZ	.030
GREEN MACHINE							
BLOWERS							
2600, 4600bp, 4600K, 4600LP	840	RCJ8	843	CJ8	5843	843EZ	.030
3000hb	860	RDJ7J	850	DJ7J	5851	851EZ	.030
4600	825	J4C	---	---	---	---	.030
8000, 9000	868	RJ19LM	861	J19LM	5861	861EZ	.030
Blowers Xenoah	871	RJ8C	841	J8C	5843	843EZ	.030
EDGERS							
500e Edger, 1900EM, 1900e Stick Edger	840	RCJ8	843	CJ8	5843	843EZ	.030
LAWN MOWERS							
2100SP, 2100P	830	RL86C	306	L86C	---	---	.025
500e	840	RCJ8	843	CJ8	5843	843EZ	.025
OHV; Robin OHV 6hp	830	RL86C	306	L86C	---	---	.025
MISTER, DUSTERS, WEED CUTTERS							
1800	865	RDJ8J	847	DJ8J	5847	847EZ	.030
2000	840	RCJ8	843	CJ8	5843	843EZ	.030
3000J, 4800	849	CJ6	---	---	---	---	.030
1/2" Reach; 4000, 4500 1/2" Reach	830	RL86C	306	L86C	---	---	.030
3/8" Reach; 4000, 4500 3/8" Reach	840	RCJ8	843	CJ8	5843	843EZ	.030
TRIMMERS							
1600, 2230	860	RDJ7J	850	DJ7J	5851	851EZ	.030
1700, 1730, 1900, 1900E, 1930M, 1940M, 2000, 2100, 2200, 2400, 2500, 2300 Series, 2400M3, 2600h Hedge Trimmer, 2600, 2800, 2840, 3000, 3000b, 3000j, 3000M, 3000SS, 3040M, 3510, 3540, 4000, 4000b, 4000j, 4000M	840	RCJ8	843	CJ8	5843	843EZ	.030
1930	865	RDJ8J	847	DJ8J	5847	847EZ	.030
1940	872	RDJ7Y	855	DJ7Y	5851	851EZ	.030
2500LP, 2540LP	852	RCJ6Y	858	CJ6Y	5852	852EZ	.030
3000LP, 3800LP	859	RCJ7Y	853	CJ7Y	5843	843EZ	.030
4000LP, 4500LP	863	RCJ8Y	848	CJ8Y	5843	843EZ	.030
4500	825	J4C	---	---	---	---	.030
Briggs & Stratton	868	RJ19LM	861	J19LM	5861	861EZ	.030

**LAWN & GARDEN EQUIPMENT**BOUGIES POUR PETITS MOTEURS
Para motores de césped y jardín

Model/Engine	Copper Plus®		Alternate Plug		EZ Start™	EZ Start™ w/Eco•Core	Gap
	Stk #	Plug Type	Stk #	Plug Type			
GREEN TEAM							
LAWN MOWERS							
Briggs & Stratton 5.5hp	868	RJ19LM	947	QJ19LM	5861	861EZ	.030
MOWERS							
Briggs & Stratton 8.5, 10.5hp	868	RJ19LM	947	QJ19LM	5861	861EZ	.030
Honda 13, 9hp	322	RN11YC4	302	N11YC	5322	322EZ	.030
GREGSON-CLARK							
SPRAYING EQUIPMENT							
Honda 13hp	322	RN11YC4	302	N11YC	5322	322EZ	.030
VAC SYSTEMS							
Honda 5.5hp	322	RN11YC4	302	N11YC	5322	322EZ	.030
GREYHOUND							
LOG SPLITTER							
65761, 66663 9hp 270cc	332	RN7YC	---	---	---	---	.030
TRENCHER							
65162 9hp 270cc	332	RN7YC	---	---	---	---	.030
GRILLO							
RIDING MOWERS, SICKLE BARS, TILLERS							
Briggs & Stratton 8hp	868	RJ19LM	947	QJ19LM	5861	861EZ	.030
OHV; Briggs & Stratton Intek OHV 5.5hp	71	RC12YC	946	QC12YC	5071	71EZ	.020
V-Twin; Briggs & Stratton Vanguard V-Twin 18, 16, 12.5, 9, 14hp	431	RC14YC	---	---	5071	71EZ	.030
OHV; Honda OHV 5hp	322	RN11YC4	302	N11YC	5322	322EZ	.030
OHV; Kohler Command OHV 15hp	71	RC12YC	946	QC12YC	5071	71EZ	.030
GRIP							
CHIPPERS, SHREDDERS							
All Models	859	RCJ7Y	853	CJ7Y	5843	843EZ	.030
GROUND HOG							
EARTH DRILLS							
Briggs & Stratton	868	RJ19LM	861	J19LM	5861	861EZ	.030
Chrysler	830	RL86C	306	L86C	---	---	.025
Robin EY18-3W	830	RL86C	306	L86C	---	---	.025
GROUNDSKEEPER							
CHIPPERS, SHREDDERS, VACUUMS							
Briggs & Stratton 8.5hp	868	RJ19LM	947	QJ19LM	5861	861EZ	.030
Twin; Kohler Twin 23hp	854	RH10C	844	H10C	---	---	.030
V-Twin; Kohler V-Twin 18hp	71	RC12YC	946	QC12YC	5071	71EZ	.030
Wisconsin 30hp	541	RD16	516	D16	---	---	.025
GROUNDSMAN							
TURF MULTI CUTTER, AERATORS							
OHV; Honda OHV 8, 5.5hp	322	RN11YC4	302	N11YC	5322	322EZ	.030
GROW GEAR							
EDGERS, TRIMMERS							
Edger	840	RCJ8	843	CJ8	5843	843EZ	.030
Tanaka	840	RCJ8	843	CJ8	5843	843EZ	.030
GUIN							
DEEP ROOT FEEDERS							
Kohler 10hp	854	RH10C	844	H10C	---	---	.030
GULF							
LAWN MOWERS							
Briggs & Stratton	868	RJ19LM	861	J19LM	5861	861EZ	.030
Tecumseh	871	RJ8C	841	J8C	5843	843EZ	.030
PLOWS							
Briggs & Stratton	868	RJ19LM	861	J19LM	5861	861EZ	.030



Model/Engine	Copper Plus®		Alternate Plug		EZ Start™	EZ Start™ w/Eco-Core	Gap
	Stk #	Plug Type	Stk #	Plug Type			
HABAN							
AERATORS, MOWERS, TILLERS, TRACTORS							
Briggs & Stratton 8, 12.5, 5hp	868	RJ19LM	947	QJ19LM	5861	861EZ	.030
Kohler 12hp	854	RH10C	844	H10C	---	---	.030
Kohler K181 8hp	868	RJ19LM	861	J19LM	5861	861EZ	.030
Tecumseh 5, 8hp	871	RJ8C	841	J8C	5843	843EZ	.030
THATCHER							
Tecumseh 2hp	863	RCJ8Y	848	CJ8Y	5843	843EZ	.030
HAGIE							
SPRAYERS							
8240 Chrysler 318cid	322	RN11YC4	302	N11YC	5322	322EZ	.030
HAHN							
AERIFIERS, POWER DRAGS, RAKES, SPRAYERS							
Briggs & Stratton	868	RJ19LM	861	J19LM	5861	861EZ	.030
Kohler 8, 16hp	854	RH10C	844	H10C	---	---	.030
Tecumseh	868	RJ19LM	861	J19LM	5861	861EZ	.030
LAWN MOWERS							
All Models	868	RJ19LM	861	J19LM	5861	861EZ	.030
HAKA BOY							
TILLERS							
All Models	509	D9	---	---	---	---	.030
HAKO							
MULTI-PURPOSE MACHINES							
Briggs & Stratton	868	RJ19LM	861	J19LM	5861	861EZ	.030
HAMLIN							
POWER LAWN EQUIPMENT							
14mm Heads	871	RJ8C	841	J8C	5843	843EZ	.030
18mm Heads	541	RD16	516	D16	---	---	.030
HANNIBAL							
LAWN MOWERS							
All Models	868	RJ19LM	861	J19LM	5861	861EZ	.030
HARDI							
SPRAYERS							
Briggs & Stratton 3.5, 5hp	868	RJ19LM	947	QJ19LM	5861	861EZ	.030
OHV; Honda OHV 5, 3.5hp	415	RN9YC	300	N9YC	5322	322EZ	.030
HARLEY-DAVIDSON							
GOLF CARTS							
Model D 3/4" reach	404	RN12YC	38	N12YC	---	---	.040
Model D 7/16" reach	854	RH10C	844	H10C	---	---	.040
Whisper Glide III & IV	814	RL82YC	328	L82YC	---	---	.040
HARRY							
LAWN MOWERS							
Briggs & Stratton 4, 5, 3.75, 4.5, 3.5, 5.5, 6.5, 6hp	868	RJ19LM	947	QJ19LM	5861	861EZ	.030
OHV; Briggs & Stratton Intek OHV 6hp	71	RC12YC	946	QC12YC	5071	71EZ	.020
Honda 5hp	415	RN9YC	300	N9YC	5322	322EZ	.030
OHV; Honda OHV 5.5hp	322	RN11YC4	302	N11YC	5322	322EZ	.030
Kawasaki 6hp	322	RN11YC4	302	N11YC	5322	322EZ	.030
Tecumseh 3.5, 5hp	871	RJ8C	841	J8C	5843	843EZ	.030
HASTY VAC							
VACUUMS							
Briggs & Stratton 5, 8, 11hp	868	RJ19LM	947	QJ19LM	5861	861EZ	.030
OHV; Briggs & Stratton Intek OHV 5.5, 8, 6.5hp	71	RC12YC	946	QC12YC	5071	71EZ	.020
Honda 6.5hp	322	RN11YC4	302	N11YC	5322	322EZ	.030

**LAWN & GARDEN EQUIPMENT**BOUGIES POUR PETITS MOTEURS
Para motores de césped y jardín

Model/Engine	Copper Plus®		Alternate Plug		EZ Start™	EZ Start™ w/Eco•Core	Gap
	Stk #	Plug Type	Stk #	Plug Type			
HAUL MASTER							
MULTI-PURPOSE HAULERS							
Briggs & Stratton 9hp	868	RJ19LM	947	QJ19LM	5861	861EZ	.030
V-Twin; Briggs & Stratton Vanguard V-Twin 16hp	431	RC14YC	---	---	5071	71EZ	.030
HAULZALL							
UTILITY HAULER							
OHV; Honda OHV 5.5hp	322	RN11YC4	302	N11YC	5322	322EZ	.030
OHV; Honda OHV 5hp	415	RN9YC	300	N9YC	5322	322EZ	.030
HAYNES							
LITTLE BEAVER DRILLS							
Briggs & Stratton	868	RJ19LM	861	J19LM	5861	861EZ	.030
498; Clinton 498	871	RJ8C	841	J8C	5843	843EZ	.025
Kohler	871	RJ8C	841	J8C	5843	843EZ	.030
Robin EY18-3W	830	RL86C	306	L86C	---	---	.030
HEALD							
GARDEN TRACTORS							
Briggs & Stratton	868	RJ19LM	861	J19LM	5861	861EZ	.030
Tecumseh	871	RJ8C	841	J8C	5843	843EZ	.025
HECKENDORN							
MOWERS							
Briggs & Stratton 10, 16hp	868	RJ19LM	947	QJ19LM	5861	861EZ	.030
V-Twin; Briggs & Stratton Vanguard V-Twin 16hp	431	RC14YC	---	---	5071	71EZ	.030
Ford 67cid	415	RN9YC	300	N9YC	5322	322EZ	.035
OHV; Honda OHV 11, 13hp	322	RN11YC4	302	N11YC	5322	322EZ	.030
Kohler	854	RH10C	844	H10C	---	---	.030
Kubota	71	RC12YC	946	QC12YC	5071	71EZ	.030
Wisconsin	541	RD16	516	D16	---	---	.035
Twin; Wisconsin Twin 30hp	123	RN5C	120	N5C	---	---	.035
STUMP REMOVERS							
OHV; Honda OHV 8, 13hp	322	RN11YC4	302	N11YC	5322	322EZ	.030
Kohler K181 8hp	868	RJ19LM	861	J19LM	5861	861EZ	.030
Kubota	71	RC12YC	946	QC12YC	5071	71EZ	.030
Robin 7.5hp	327	RL87YC	312	L87YC	---	---	.025
HEFTY							
GARDEN TRACTORS							
Briggs & Stratton	868	RJ19LM	861	J19LM	5861	861EZ	.030
HENDERSON							
LAWN MOWERS							
All Models	868	RJ19LM	861	J19LM	5861	861EZ	.030
HENKE							
KWIKSHREDDERS							
Twin; Kohler Twin 20hp	25	RV17YC	---	---	---	---	.025
V-Twin; Kohler V-Twin 25hp	71	RC12YC	946	QC12YC	5071	71EZ	.030
Wisconsin 30hp	541	RD16	516	D16	---	---	.025
HESSTON							
GARDEN TRACTORS							
Briggs & Stratton	868	RJ19LM	861	J19LM	5861	861EZ	.030
Kohler	854	RH10C	844	H10C	---	---	.030
HI-WAY							
DEICING EQUIPMENT, VACUUMS							
Briggs & Stratton 11, 8, 8.5, 16hp	868	RJ19LM	947	QJ19LM	5861	861EZ	.030
Twin; Briggs & Stratton Twin 18hp	868	RJ19LM	947	QJ19LM	5861	861EZ	.030
V-Twin; Kohler V-Twin 18, 23hp	71	RC12YC	946	QC12YC	5071	71EZ	.030
Wisconsin 30hp	541	RD16	516	D16	---	---	.025



Model/Engine	Copper Plus®		Alternate Plug		EZ Start™	EZ Start™ w/Eco-Core	Gap
	Stk #	Plug Type	Stk #	Plug Type			
HIGH WHEEL CHAMP							
LAWN MOWERS							
Briggs & Stratton	868	RJ19LM	861	J19LM	5861	861EZ	.030
HMC							
DRILLS							
Earth Drill Zenoah	840	RCJ8	843	CJ8	5843	843EZ	.025
HODGES							
CHIPPERS, SHREDDERS							
Briggs & Stratton 5hp	868	RJ19LM	861	J19LM	5861	861EZ	.030
OHV; Honda OHV 8, 5.5hp	322	RN11YC4	302	N11YC	5322	322EZ	.030
Kohler 8hp	854	RH10C	844	H10C	---	---	.030
OHV; Kohler OHV 5, 14hp	71	RC12YC	946	QC12YC	5071	71EZ	.030
Twin; Kohler Twin 16hp	25	RV17YC	---	---	---	---	.025
V-Twin; Kohler V-Twin 20, 18hp	71	RC12YC	946	QC12YC	5071	71EZ	.030
Tecumseh 3.5hp	868	RJ19LM	861	J19LM	5861	861EZ	.030
LOG SPLITTERS							
Kohler 8, 16hp	854	RH10C	844	H10C	---	---	.030
STUMP REMOVERS							
Kohler 23, 16hp	854	RH10C	844	H10C	---	---	.030
Twin; Kohler Twin 20hp	25	RV17YC	---	---	---	---	.025
V-Twin; Kohler V-Twin 20, 22, 25, 18hp	71	RC12YC	946	QC12YC	5071	71EZ	.030
HOFFCO							
BRUSHCUTTERS, EDGERS, TRIMMERS							
GT21, GT211A, JP260A, JP260C	865	RDJ8J	847	DJ8J	5847	847EZ	.030
JP220F, JP390F	849	CJ6	---	---	---	---	.030
JP300B, JP300C, JP300F, JP390A, JP390C, SE301, SE301F, WT250C, WT250F, XL	840	RCJ8	843	CJ8	5843	843EZ	.030
WW88	856	RJ17LM	845	J17LM	5861	861EZ	.030
ICE, EARTH DRILLS							
Briggs & Stratton	868	RJ19LM	947	QJ19LM	5861	861EZ	.030
Honda 5hp	322	RN11YC4	302	N11YC	5322	322EZ	.030
Hydra Drill Tecumseh	871	RJ8C	841	J8C	5843	843EZ	.030
PH1100	840	RCJ8	843	CJ8	5843	843EZ	.025
PH2000E Tecumseh 5hp	868	RJ19LM	861	J19LM	5861	861EZ	.030
PH490	863	RCJ8Y	848	CJ8Y	5843	843EZ	.030
PH5000 Honda 5hp	322	RN11YC4	302	N11YC	5322	322EZ	.030
PH973, PH977	868	RJ19LM	861	J19LM	5861	861EZ	.030
PH980, PH1700-A	856	RJ17LM	845	J17LM	5861	861EZ	.030
Power Products	840	RCJ8	843	CJ8	5843	843EZ	.030
Tecumseh 2hp	863	RCJ8Y	848	CJ8Y	5843	843EZ	.030
Tecumseh 5, 3.5, 3hp	868	RJ19LM	861	J19LM	5861	861EZ	.030
LAWN MOWERS							
Briggs & Stratton	868	RJ19LM	947	QJ19LM	5861	861EZ	.030
Power Product Engine	871	RJ8C	841	J8C	5843	843EZ	.030
Robin	849	CJ6	---	---	---	---	.030
TILLERS							
6830-16, BP550	592	RJ12C	511	J11C	---	---	.030
Aladdin, Sickle Bar Fuji	849	CJ6	---	---	---	---	.030
B16 Little Hoe, Li'l Hoe	863	RCJ8Y	848	CJ8Y	5843	843EZ	.030
Big Li'l Hoe, 1493, EC02R, EC01R, H1AH, G1AH, F2/2, HB220, MP633	840	RCJ8	843	CJ8	5843	843EZ	.030
Critter	865	RDJ8J	847	DJ8J	5847	847EZ	.030
EC03	849	CJ6	---	---	---	---	.030
GTX-R Genie	849	CJ6	---	---	---	---	.030
HB250	872	RDJ7Y	855	DJ7Y	5851	851EZ	.030
HD	538	RH8C	587	H8C	---	---	.030
P Series AV250	856	RJ17LM	845	J17LM	5861	861EZ	.030
Whiz Witch, P1A, Power Scythe	871	RJ8C	841	J8C	5843	843EZ	.030

**LAWN & GARDEN EQUIPMENT**BOUGIES POUR PETITS MOTEURS
Para motores de césped y jardín

Model/Engine	Copper Plus®		Alternate Plug		EZ Start™	EZ Start™ w/Eco•Core	Gap
	Stk #	Plug Type	Stk #	Plug Type			
HOLT TRAILHOIST							
ROLLOFF SYSTEMS							
Honda 13hp	322	RN11YC4	302	N11YC	5322	322EZ	.030
V-Twin; Kohler V-Twin 18hp	71	RC12YC	946	QC12YC	5071	71EZ	.030
HOME PRO							
LAWN MOWERS							
Briggs & Stratton	868	RJ19LM	947	QJ19LM	5861	861EZ	.030
Tecumseh	871	RJ8C	841	J8C	5843	843EZ	.030
HOMELITE-JACOBSEN							
BLOWERS, HEDGETRIMMERS							
111B, 111B1 Ventilating Blower	868	RJ19LM	861	J19LM	5861	861EZ	.030
bp250, bx90, d30mha, d25mhv, d30mhv, hb100, 180, 180v, hb180vgk, ht17, 19, 21, 22, hx16, pbp3000, php3000	872	RDJ7Y	855	DJ7Y	5851	851EZ	.025
hb280, 290, 380, 480, 680, hb390, hb390v, pse3000, z25ehv	872	RDJ7Y	855	DJ7Y	5851	851EZ	.030
ht18, 23	840	RCJ8	843	CJ8	5843	843EZ	.025
BRUSHCUTTERS, TRIMMERS							
165, 260, 310, d630cd, d730cdv, d830ca, d830cb, d830cd, d830sb, d830sba, d830sd, hbc18, 28, 30, 38, 40, ZR Series: z625cd, z625cdv, z625sd, ZR Series: z725ca, z725cb, z725cdv, ZR Series: z725ce, z725cea, z725se, ZR Series: z825sd, z830sb, z830sba, z885sd	872	RDJ7Y	855	DJ7Y	5851	851EZ	.025
hk18, 24, 33	840	RCJ8	843	CJ8	5843	843EZ	.025
hlt15, 16, 18, 28, hbc28, pbc3600, plt3200, plt3400, st160, 160a, 180, sx135, 155, st175g	872	RDJ7Y	855	DJ7Y	5851	851EZ	.030
hpw1200b	868	RJ19LM	861	J19LM	5861	861EZ	.030
pbc3800, pbc40000	852	RCJ6Y	858	CJ6Y	5852	852EZ	.030
st150, 155, 175, 175bc, st185bc, 200, 275, 285bc, st385, st385bc, 485	860	RDJ7J	850	DJ7J	5851	851EZ	.030
st400, xlbc4	849	CJ6	---	---	---	---	.030
st80, 90, 100, 120	860	RDJ7J	850	DJ7J	5851	851EZ	.025
EDGERS, DITCHERS, LAWN TRACTORS, TILLERS							
e200	872	RDJ7Y	855	DJ7Y	5851	851EZ	.025
e300hd, re830, re830e, re1030e, re1230e, rt5, ft5	868	RJ19LM	861	J19LM	5861	861EZ	.030
e50-2	852	RCJ6Y	858	CJ6Y	5852	852EZ	.030
htc12, pse3000	872	RDJ7Y	855	DJ7Y	5851	851EZ	.030
mtc12	856	RJ17LM	845	J17LM	5861	861EZ	.030
SXL	849	CJ6	---	---	---	---	.025
LAWN MOWERS							
Briggs & Stratton	868	RJ19LM	947	QJ19LM	5861	861EZ	.030
HCM20P5, HSB21, HSB21P5EG, HSD20-2, HCM20, HCM20P5G, HSB21P5, HSC20-2, HSD20P-2	868	RJ19LM	861	J19LM	5861	861EZ	.030
HSD20, HSD20P5, HSD20V	868	RJ19LM	861	J19LM	5861	861EZ	.025
HOMEMASTER							
SWEEPERS							
All Models	871	RJ8C	841	J8C	5843	843EZ	.030
HOMESTEADER							
GARDEN TRACTORS							
Briggs & Stratton 12hp	868	RJ19LM	861	J19LM	5861	861EZ	.030
Kohler 16hp	854	RH10C	844	H10C	---	---	.030
HOMKO							
LAWN MOWERS							
All Models	868	RJ19LM	861	J19LM	5861	861EZ	.030
HONDA							
EDGERS							
4-Stroke; HH31C, HHE31CA 4-Stroke	808	Z9Y	---	---	---	---	.030
LAWN MOWERS							
Honda 2.4hp	846	CJ14	---	---	5846	846EZ	.030
Honda 5hp	322	RN11YC4	302	N11YC	5322	322EZ	.030
OHV; Honda OHV 11, 5.5, 3.5, 4.5hp	322	RN11YC4	302	N11YC	5322	322EZ	.030
HR17, HR173	846	CJ14	---	---	5846	846EZ	.030
CDI; HR21 CDI From Serial# 2029059	863	RCJ8Y	848	CJ8Y	5843	843EZ	.038
CDI; HR21 CDI To Serial# 2029058	896	L90C	---	---	---	---	.038



Model/Engine	Copper Plus®		Alternate Plug		EZ Start™	EZ Start™ w/Eco-Core	Gap
	Stk #	Plug Type	Stk #	Plug Type			
HONDA (cont)							
LAWN MOWERS (cont)							
Standard Ignition; HR21 Standard Ignition From Serial# 2029059	840	RCJ8	843	CJ8	5843	843EZ	.030
Standard Ignition; HR21 Standard Ignition To Serial# 2029058	806	L92YC	---	---	---	---	.030
HR215K1HXA, HRB215, HRB215SDA, HRM195PA, HRM215PXA, HRM215K2, HRM215SDA, HRC215K1SDA, HRS216PDA, HRR216S3DA, HR215K1HMA, HR215, HRC215K1PDA, HRA215, HRB215HXA, HR215K1SXA, HRB215PXA, HRB215SXA, HRM215, HRM215HXA, HRM215PDA, HRM215K1, HRM215SXA, HRT216S3DA, HRR216SDA, HRT216SDA, HRS216SDA, HRR216DPA	415	RN9YC	300	N9YC	5322	322EZ	.030
HRM21, HRS21	896	L90C	---	---	---	---	.030
HRR216VXA GCV160	322	RN11YC4	302	N11YC	5322	322EZ	.030
HRX217HMA, HR194, HRA214, HR216, HRC216K1SXA, HRR216K2PDA, HRT216K2TDA, HRB217TDA, HS1132TA/TAS, HR195, HR214, HRA216, HRC216K1HXA, HR216C, HRB217HXA, HRR216K2SDA, HRZ216TDA, HRS216K2SDA, HRS216K2PDA, HRX217TDA, HS622TA	322	RN11YC4	302	N11YC	5322	322EZ	.030
HRX217HXA, HRX217VKA GCV190	322	RN11YC4	302	N11YC	5322	322EZ	.030
MOWERS, TRACTORS							
H1011RSA, H1011SA, H1011HSA, H2013SDA, H2013HSA, H2113SDA, H2113HDA, H3011, H3013H, HTR3009, H4118HDA, H4120HDA, H4518H, H5013, H5013A2, H5013A4, H5518, RT5000, HR4013SA, H4514HSA, H4518HSA, HRC216K1SXA, HRC216K1HXA, HRC217TDA, HRC7013, HRC7018, HRC7020, HRC7113TXA, HTR3811, H4013	322	RN11YC4	302	N11YC	5322	322EZ	.030
OHV; Honda OHV 11, 5.5, 13hp	322	RN11YC4	302	N11YC	5322	322EZ	.030
OHV; Honda OHV 5hp	415	RN9YC	300	N9YC	5322	322EZ	.030
V-Twin; Honda V-Twin 18, 20hp	322	RN11YC4	302	N11YC	5322	322EZ	.030
HRC215K1PDA, HRC215K1SDA, HRS216K2PDA, HRS216K2SDA, HRR216K2PDA, HRR216K2SDA, HRR216K2TDA	415	RN9YC	300	N9YC	5322	322EZ	.030
HT3810	846	CJ14	---	---	5846	846EZ	.030
HT3813, HT4213, H4514H	929	RL95YC	---	---	---	---	.030
POWER CARRIERS							
HP250	846	CJ14	---	---	5846	846EZ	.025
HP400	322	RN11YC4	302	N11YC	5322	322EZ	.030
TILLERS							
	322	RN11YC4	302	N11YC	5322	322EZ	.030
F200, F210	846	CJ14	---	---	5846	846EZ	.030
F28, F220, FG100 Mini-Tiller	808	Z9Y	---	---	---	---	.030
F400	830	RL86C	306	L86C	---	---	.030
F401A, F401A2, F401AD, F401K1, F401K2, F501A1, F501A2, F501K1, F501K2, F501K2A1, FG500A1, FR600, FR650, FR750, FR800	322	RN11YC4	302	N11YC	5322	322EZ	.030
F500, FR500, FR700	896	L90C	---	---	---	---	.030
FG400A1	415	RN9YC	300	N9YC	5322	322EZ	.030
TRIMMERS							
4-Stroke; HHTUMK25, HHT25SLTA, HHT31S, HHT31TA, UMK422LNA, UMK422LTA, UMK431LNA, UMK431LTA, UMK431UNA, UMK431UNBA 4-Stroke	808	Z9Y	---	---	---	---	.030
HOUCHIN-RUHMANN							
EDGERS							
	840	RCJ8	843	CJ8	5843	843EZ	.030
HOWARD PRICE TURF EQUIPMENT							
MOWERS							
1.1L; Ford 1.1L	304	RS9YC	---	---	---	---	.035
1.3L; Ford 1.3L	304	RS9YC	---	---	---	---	.035
Kawasaki 12.5hp	840	RCJ8	843	CJ8	5843	843EZ	.030
OHV; Kawasaki OHV 14, 23, 17hp	322	RN11YC4	302	N11YC	5322	322EZ	.030
V-Twin; Kohler V-Twin 25, 20, 22hp	71	RC12YC	946	QC12YC	5071	71EZ	.030

**LAWN & GARDEN EQUIPMENT**BOUGIES POUR PETITS MOTEURS
Para motores de césped y jardín

Model/Engine	Copper Plus®		Alternate Plug		EZ Start™	EZ Start™ w/Eco-Core	Gap
	Stk #	Plug Type	Stk #	Plug Type			
HOWARD ROTAVATOR							
TILLERS							
Clinton	871	RJ8C	841	J8C	5843	843EZ	.025
Kohler 6.25hp	868	RJ19LM	861	J19LM	5861	861EZ	.030
Wisconsin	541	RD16	516	D16	---	---	.030
HUDSON							
SPRAYERS							
Briggs & Stratton	868	RJ19LM	947	QJ19LM	5861	861EZ	.030
Kohler	871	RJ8C	841	J8C	5843	843EZ	.030
Robin	830	RL86C	306	L86C	---	---	.030
Tecumseh	871	RJ8C	841	J8C	5843	843EZ	.030
HUFFMAN							
EDGERS, TRIMMERS							
	871	RJ8C	841	J8C	5843	843EZ	.030
GARDEN TRACTORS							
	871	RJ8C	841	J8C	5843	843EZ	.030
LAWN MOWERS							
All Models	868	RJ19LM	861	J19LM	5861	861EZ	.030
TILLERS							
	871	RJ8C	841	J8C	5843	843EZ	.030
HUFFY							
LAWN MOWERS							
All Models	868	RJ19LM	861	J19LM	5861	861EZ	.030
HURRICANE							
LAWN MOWERS							
All Models	868	RJ19LM	861	J19LM	5861	861EZ	.030
HURST							
JAWS OF LIFE							
	533	UJ11G	---	---	---	---	.030
HUSKEE							
LAWN MOWERS							
Honda Single Cylinder OHV 160cc	415	RN9YC	300	N9YC	5322	322EZ	.030
Kohler Single Cylinder OHV 173cc	71	RC12YC	946	QC12YC	5071	71EZ	.030
PowerMore Single Cylinder OHV 139cc	415	RN9YC	300	N9YC	5322	322EZ	.030
PowerMore Single Cylinder OHV 173cc	415	RN9YC	300	N9YC	5322	322EZ	.030
LOG SPLITTERS							
22 Ton Briggs & Stratton Single Cylinder OHV 190cc	71	RC12YC	946	QC12YC	5071	71EZ	.030
28 Ton Honda Single Cylinder OHV 190cc	415	RN9YC	300	N9YC	5322	322EZ	.030
35 Ton Briggs & Stratton Single Cylinder OHV 342cc	71	RC12YC	946	QC12YC	5071	71EZ	.030
RIDING MOWERS							
LT42 PowerMore Single Cylinder OHV 420cc	415	RN9YC	300	N9YC	5322	322EZ	.030
HUSKIE							
UTILITY VEHICLES							
V-Twin; Briggs & Stratton Vanguard V-Twin 16hp	431	RC14YC	---	---	5071	71EZ	.030
HUSQVARNA							
AERATORS, SOD CUTTERS, SEEDERS							
AR19B, AR25B Briggs & Stratton 3.5hp	868	RJ19LM	947	QJ19LM	5861	861EZ	.030
AR19H, AR25H Honda 4, 5.5hp	322	RN11YC4	302	N11YC	5322	322EZ	.030
DT18B, SD18B Briggs & Stratton Intek 5.5hp	71	RC12YC	946	QC12YC	5071	71EZ	.020
DT18H, SD18H, SC18H Honda 4, 5.5hp	322	RN11YC4	302	N11YC	5322	322EZ	.030
BLOWERS, EDGERS, PRUNERS, STUMP GRINDERS, TILLERS							
122HB, 132HBV, CT16A, CT20A	863	RCJ8Y	848	CJ8Y	5843	843EZ	.030
125B, 125BVX 28cc	863	RCJ8Y	848	CJ8Y	5843	843EZ	.030
130BT, 350BT, 370BTS, 380BTS 29.5cc	965	RZ7C	---	---	---	---	.28
145BT/BF, 155BT, 165BT, 225B/BX	852	RCJ6Y	858	CJ6Y	5852	852EZ	.030
22HB, 28HBV, 4OB, 225E, 235P, 250PS, 272S, PS-50, Iron Horse	859	RCJ7Y	853	CJ7Y	5843	843EZ	.030
25H, 26H, 140B, 225HBV	840	RCJ8	843	CJ8	5843	843EZ	.030
356BT, 356BF 51.7cc	852	RCJ6Y	858	CJ6Y	5852	852EZ	.030
550CRTH	322	RN11YC4	302	N11YC	5322	322EZ	.030
550CRTH, CRT61	104	RN4C	803	N4C	---	---	.030



Model/Engine	Copper Plus®		Alternate Plug		EZ Start™	EZ Start™ w/Eco-Core	Gap
	Stk #	Plug Type	Stk #	Plug Type			
HUSQVARNA (cont)							
BLOWERS, EDGERS, PRUNERS, STUMP GRINDERS, TILLERS (cont)							
650CRT Briggs & Stratton Intek 6.5hp	71	RC12YC	946	QC12YC	5071	71EZ	.020
AR25, AR19 Honda GX120 3.5hp	415	RN9YC	300	N9YC	5322	322EZ	.030
Briggs & Stratton	868	RJ19LM	947	QJ19LM	5861	861EZ	.030
CRT35, CRT50, CRT51, CRT52, CRT55, CRT81, CRT83, LE309, LE359, LE389, LE389HD, T225R, T255R, T300	868	RJ19LM	861	J19LM	5861	861EZ	.030
DRT900E, DRT900, CRT900L, CRT900, FT900, SD22, DT18, DT22, AR19 Briggs & Stratton 900 Series 9.0 ft-lbs Gross Torque 205cc	71	RC12YC	946	QC12YC	5071	71EZ	.030
DRT900H, CRT900LS Honda GCV160 6.9hp 160cc	415	RN9YC	300	N9YC	5322	322EZ	.030
HDF900, RT900 LCT 9.5 ft-lbs Gross Torque 208cc	415	RN9YC	300	N9YC	5322	322EZ	.030
SC18, SD22, DT22 Honda GX160 4.8hp	415	RN9YC	300	N9YC	5322	322EZ	.030
BRUSHCUTTERS, TRIMMERS							
122C, 122LDX, 122HD60, 122HD45 0.8hp 21.7cc	978	RY4C	---	---	---	---	.24
128DJX, 128CD 1.1hp 28cc	863	RCJ8Y	848	CJ8Y	5843	843EZ	.030
128LD 1.1hp 21.7cc	863	RCJ8Y	848	CJ8Y	5843	843EZ	.030
18H, 21LCN, Mondo, Mondo Max, Mondo Mega, 120L, 120R, 120LC, 122, 122L, 125L, 125LD, 125R, 125RJ, 132L, 132LD, 132R, 132RB, 132RJ, HVT40	863	RCJ8Y	848	CJ8Y	5843	843EZ	.030
18RL, 22R, 22RL, 25R, 25RL, 26LC, 26RLC, 32L, 32LC, 323c, 323L, 323E, 323Ex, 326L, 326Lx, 326LDx, HVT1200, HVT1500	852	RCJ6Y	858	CJ6Y	5852	852EZ	.030
223L, 223R 1.0hp 24.5cc	859	RCJ7Y	853	CJ7Y	5843	843EZ	.030
224L 1.1hp 25.0cc	965	RZ7C	---	---	---	---	.28
226HS99S, 226HS75S 1.1hp 23.6cc	965	RZ7C	---	---	---	---	.28
23LC, 32R, 32RLC, 39R, 165RX, 225HP, 225L, 225H60, 225H75, 225H-60, 225H-75 Hedge Trimmers, 325HS75, 325HS99 Hedge Trimmers, 324HE4, 325HE3, 325HDA55 Hedge Trimmers, 325P4 Pruner, 326P4, 326P5x Pruner, 326HE4x, 326HE3x, 225LD, 225L Lite, 225R, 225RD, 225RJ, 232L, 232R/RD/RJ, 235R, 240R, 240RBD, 244RX, 245RX, 245R, 250RX, 265RX, 322C, 322L, 322E, 322R, 323R, 325, 325C, 325CX, 325L/LX, 325EX, 325RX/RJX, 326Rx, 326LX E-tech II, 326HD60x, 326HD75x, 326HDA55x, 326HS75x, 326HS99x	859	RCJ7Y	853	CJ7Y	5843	843EZ	.030
25H, 26H	840	RCJ8	843	CJ8	5843	843EZ	.030
324LDX 1.1hp 25cc	965	RZ7C	---	---	---	---	.28
327LDX, 327HE3, 327HE4, 327RJX, 327LS, 327LX, 327RX, 327RDX, 326LS 1.2hp 24.5cc	852	RCJ6Y	858	CJ6Y	5852	852EZ	.030
336FR, 336FRD 1.9, 2.15hp 34.6cc	852	RCJ6Y	858	CJ6Y	5852	852EZ	.030
345FR, 345R, 345RX, 345F, 345FX, 345FXT 2.8hp 45.7cc	852	RCJ6Y	858	CJ6Y	5852	852EZ	.030
426LST 1.2hp 24.5cc	965	RZ7C	---	---	---	---	.28
535LS, 535RX, 535RXT, 535RJ 1.9, 2.15hp 34.6cc	852	RCJ6Y	858	CJ6Y	5852	852EZ	.030
555FX, 555RXT, 555FRM 3.8hp 53.3cc	852	RCJ6Y	858	CJ6Y	5852	852EZ	.030
HVT52, HVT2000	856	RJ17LM	845	J17LM	5861	861EZ	.030
DELUXE TRACTORS							
LTH18542, YTH1942, LTH2248, YTH2348, GTH2554, GTH2754	71	RC12YC	946	QC12YC	5071	71EZ	.030
LAWN MOWERS							
51, 56HS, 6020MD, Royal53S, 50DK, 56SF, 56H, 56DHS, 56SFE, 56DH, 6022CH, 6022SH, Royal48	868	RJ19LM	861	J19LM	5861	861EZ	.030
5521P Briggs & Stratton 550EX 5.5 ft-lbs Gross Torque 149cc	71	RJ12YC	947	QC12YC	5071	71EZ	.030
560HSH, 560HH	415	RN9YC	300	N9YC	5322	322EZ	.030
560HT, 510MDT, 560HST	104	RN4C	803	N4C	---	---	.030
56HST, 56HT, 51MDT	871	RJ8C	841	J8C	5843	843EZ	.025
580RS, 6522SH, 510, 510MD, 560SR, 560H, 560HS, 580RSE, 580RSW, 580R, 600C, 580BBC, 6522CH, 6521RS	71	RC12YC	946	QC12YC	5071	71EZ	.030
7, 6, 5.5, 5, 4.5, 4, 3.75hp	868	RJ19LM	947	QJ19LM	5861	861EZ	.030
OHV; Briggs & Stratton Intek OHV 6, 6.5hp	71	RC12YC	946	QC12YC	5071	71EZ	.020
D775HW Briggs & Stratton Endurance 7.75 ft-lbs Gross Torque	71	RC12YC	946	QC12YC	5071	71EZ	.030
HD600L, 6021P Kohler Courage XT-6 149cc	810	RA8HC	---	---	---	---	.030
HD725E Briggs & Stratton 725EX 7.25 ft-lbs Gross Torque	868	RJ19LM	947	QJ19LM	5861	861EZ	.030
HD800BBC, HD800HW, HD700L, 7021R, 7021P Honda GCV160 6.9 ft-lbs Net Torque 4.4hp 160cc	415	RN9YC	300	N9YC	5322	322EZ	.030
GCV 160; Honda GCV 160 5.5hp	322	RN11YC4	302	N11YC	5322	322EZ	.030
OHV; Honda OHV 5hp	415	RN9YC	300	N9YC	5322	322EZ	.030
HU625HWT Briggs & Stratton 625 Series 6.25 ft-lbs Gross Torque 190cc	868	RJ19LM	868LMC	RJ19LMC	5861	861EZ	.030
HVT40	863	RCJ8Y	848	CJ8Y	5843	843EZ	.030

**LAWN & GARDEN EQUIPMENT**BOUGIES POUR PETITS MOTEURS
Para motores de césped y jardín

Model/Engine	Copper Plus®		Alternate Plug		EZ Start™	EZ Start™ w/Eco-Core	Gap
	Stk #	Plug Type	Stk #	Plug Type			
HUSQVARNA (cont)							
LAWN MOWERS (cont)							
HVT52, HTV1500, HTV1200, HTV2000	856	RJ17LM	845	J17LM	5861	861EZ	.030
OHV; Kawasaki OHV	322	RN11YC4	302	N11YC	5322	322EZ	.030
Tecumseh 3.5, 2hp	856	RJ17LM	845	J17LM	5861	861EZ	.030
Tecumseh 6hp	871	RJ8C	841	J8C	5843	843EZ	.025
OHV; Tecumseh OHV 6hp	104	RN4C	803	N4C	---	---	.030
XT722FE Kohler Courage XT-7 173cc	71	RC12YC	946	QC12YC	5071	71EZ	.030
RIDING MOWERS							
1200-18H, Rider 14 Pro	431	RC14YC	---	---	5071	71EZ	.030
970-12S, 970-15S, 970H-15S, 980H15-B, LR110, LR120, LR121, LT130, LTH120, ProFlex 21	868	RJ19LM	861	J19LM	5861	861EZ	.030
Briggs & Stratton 12.5, 12, 8.5, 11, 10, 13hp	868	RJ19LM	947	QJ19LM	5861	861EZ	.030
Briggs & Stratton Intek 22, 25, 20, 17, 15.5hp	71	RC12YC	946	QC12YC	5071	71EZ	.030
OHV; Briggs & Stratton OHV 14.5hp	71	RC12YC	946	QC12YC	5071	71EZ	.030
Briggs & Stratton Vanguard 13, 16hp	71	RC12YC	946	QC12YC	5071	71EZ	.030
V-Twin; Briggs & Stratton Vanguard V-Twin 18, 20hp	431	RC14YC	---	---	5071	71EZ	.030
GTH24V52LS, GTH24V48LS, GTH24V42LS, GTH24V54LS, LGT24K54 KAWASAKI FR Series 24hp 726cc	405	RN14YC	---	---	5322	322EZ	.025
GTH27V48LS Briggs & Stratton Endurance V-Twin 27hp 724cc	71	RC12YC	946	QC12YC	5071	71EZ	.030
Kawasaki 12.5hp	840	RCJ8	843	CJ8	5843	843EZ	.030
Kawasaki 25hp	322	RN11YC4	302	N11YC	5322	322EZ	.025
Liquid-Cooled; Kawasaki Liquid-Cooled 27hp	322	RN11YC4	302	N11YC	5322	322EZ	.030
OHV; Kawasaki OHV 14, 23, 21, 18, 25hp	322	RN11YC4	302	N11YC	5322	322EZ	.030
V-Twin; Kawasaki V-Twin OHV 17hp	863	RCJ8Y	848	CJ8Y	5843	843EZ	.030
Kohler 23hp	854	RH10C	844	H10C	---	---	.030
Kohler 28, 27hp	71	RC12YC	946	QC12YC	5071	71EZ	.030
Liquid-Cooled; Kohler Aegis Liquid-Cooled 23hp	431	RC14YC	---	---	5071	71EZ	.030
Kohler Command Pro 15, 13hp	---	---	---	---	5071	71EZ	.030
OHV; Kohler OHV 13, 15, 12.5, 14hp	71	RC12YC	946	QC12YC	5071	71EZ	.040
Twin; Kohler Twin 18, 20, 21hp	25	RV17YC	---	---	---	---	.025
V-Twin; Kohler V-Twin 25, 22, 18, 20hp	71	RC12YC	946	QC12YC	5071	71EZ	.030
V-Twin; Kohler V-Twin EFI 26hp	71	RC12YC	946	QC12YC	5071	71EZ	.030
LTH130, LTH145, YTH150, YTH160, LT1538, LTH1742, YTH1842, YTH2242, YT180, YTH180, GT200, GTH200, GTH220	71	RC12YC	946	QC12YC	5071	71EZ	.040
LTH18538 Briggs & Stratton PowerBuilt 18.5hp	71	RC12YC	946	QC12YC	5071	71EZ	.030
Pro 15	863	RCJ8Y	848	CJ8Y	5843	843EZ	.030
YTA19K42 Kohler Courage 19hp	71	RC12YC	946	QC12YC	5071	71EZ	.030
YTH1542, YTH1746, YTH2046, YTH2048, GTH2250, GTH2550	71	RC12YC	946	QC12YC	5071	71EZ	.030
YTH1542XP Kawasaki 15hp	322	RN11YC4	302	N11YC	5322	322EZ	.030
YTH1848XP	322	RN11YC4	302	N11YC	5322	322EZ	.030
YTH2042 Briggs & Stratton Intek 20hp	71	RC12YC	946	QC12YC	5071	71EZ	.030
YTH21K46 Kohler Courage 21hp	71	RC12YC	946	QC12YC	5071	71EZ	.030
YTH22V42 Briggs & Stratton Intek V-Twin 22hp	71	RC12YC	946	QC12YC	5071	71EZ	.030
YTH22V42LS, YTH22V46XLS Briggs & Stratton Endurance V-Twin 22hp	71	RC12YC	946	QC12YC	5071	71EZ	.030
YTH23V48 Briggs & Stratton Intek V-Twin 23hp	71	RC12YC	946	QC12YC	5071	71EZ	.030
YTH24K48 Kohler Courage V-Twin 24hp	71	RC12YC	946	QC12YC	5071	71EZ	.030
YTH26V54 Briggs & Stratton Intek V-Twin 26hp	71	RC12YC	946	QC12YC	5071	71EZ	.030
STUMP CUTTERS							
BE550 Honda GX160 4.8hp	415	RN9YC	300	N9YC	5322	322EZ	.030
OHV; Honda OHV 13hp	322	RN11YC4	302	N11YC	5322	322EZ	.030
SG13 Honda GX390 11.7hp	415	RN9YC	300	N9YC	5322	322EZ	.030
SWEEPERS							
325LX	840	RCJ8	843	CJ8	5843	843EZ	.030
UTILITY VEHICLES							
HUV4210GX KAWASAKI 11.5hp	322	RN11YC4	302	N11YC	5322	322EZ	.030
HUV4414GX, HUV4414G, HUV4214G Briggs & Stratton Vanguard 14hp	71	RC12YC	946	QC12YC	5071	71EZ	.030
HUV4421GXL, HUV4421GX, HUV4421G KAWASAKI FH680D 23hp 675cc	405	RN14YC	---	---	5322	322EZ	.025



Model/Engine	Copper Plus®		Alternate Plug		EZ	EZ Start™	Gap
	Stk #	Plug Type	Stk #	Plug Type	Start™	w/Eco-Core	
HUSS							
LOG SPLITTERS, STUMP CUTTERS							
Briggs & Stratton 12.5, 12, 11hp	868	RJ19LM	947	QJ19LM	5861	861EZ	.030
Briggs & Stratton Vanguard 13hp	71	RC12YC	946	QC12YC	5071	71EZ	.030
V-Twin; Briggs & Stratton Vanguard V-Twin 18, 20hp	431	RC14YC	---	---	5071	71EZ	.030
Kohler 12hp	854	RH10C	844	H10C	---	---	.030
Kohler K181 8hp	868	RJ19LM	861	J19LM	5861	861EZ	.030
OHV; Kohler OHV 14hp	71	RC12YC	946	QC12YC	5071	71EZ	.040
HUSTLER							
COMMERCIAL MOWERS, TILLERS							
400	304	RS9YC	---	---	---	---	.030
OHV; Briggs & Stratton OHV 17.5hp	868	RJ19LM	947	QJ19LM	5861	861EZ	.030
Single Cylinder; Briggs & Stratton Single Cylinder	868	RJ19LM	861	J19LM	5861	861EZ	.030
Twin; Briggs & Stratton Twin 18hp	868	RJ19LM	947	QJ19LM	5861	861EZ	.030
Continental TC-56	541	RD16	516	D16	---	---	.030
1.1L; Ford 1.1L	322	RN11YC4	302	N11YC	5322	322EZ	.035
1.3L; Ford 1.3L	304	RS9YC	---	---	---	---	.035
V-Twin; Honda V-Twin 24, 20, 18, 16hp	322	RN11YC4	302	N11YC	5322	322EZ	.030
Kawasaki 14hp	896	L90C	---	---	---	---	.025
Kawasaki 17hp	404	RN12YC	38	N12YC	---	---	.030
V-Twin; Kawasaki FH601V V-Twin 19hp	322	RN11YC4	302	N11YC	5322	322EZ	.025
OHV; Kawasaki OHV 17, 23, 25, 15hp	322	RN11YC4	302	N11YC	5322	322EZ	.025
Kohler Command Pro 13, 18, 22, 15, 25hp	3071	---	---	---	5071	71EZ	.030
EFI; Kohler EFI 28hp	71	RC12YC	946	QC12YC	5071	71EZ	.030
Twin; Kohler Twin 18, 20, 23hp	854	RH10C	844	H10C	---	---	.030
Twin; Kohler Twin 20, 18hp	25	RV17YC	---	---	---	---	.025
V-Twin; Kohler V-Twin 22, 25, 20hp	71	RC12YC	946	QC12YC	5071	71EZ	.030
TURF EQUIPMENT							
Honda 24hp	322	RN11YC4	302	N11YC	5322	322EZ	.032
Kawasaki 19, 23, 15, 25hp	404	RN12YC	38	N12YC	---	---	.030
Liquid-Cooled; Kawasaki Liquid-Cooled 27hp	405	RN14YC	---	---	5322	322EZ	.030
HWH							
LOG SPLITTERS							
Briggs & Stratton	868	RJ19LM	861	J19LM	5861	861EZ	.030
HYDRO TERRA							
MULCHERS, SEEDERS							
Briggs & Stratton 5hp	868	RJ19LM	947	QJ19LM	5861	861EZ	.030
Kohler 16hp	854	RH10C	844	H10C	---	---	.030
HYDRA STORM							
PRESSURE WASHERS							
Briggs & Stratton Intek 5.5hp	71	RC12YC	946	QC12YC	5071	71EZ	.020
OHV; Honda OHV 5.5hp	322	RN11YC4	302	N11YC	5322	322EZ	.030
HYDRA-SPLITTER							
LOG SPLITTERS							
Briggs & Stratton	868	RJ19LM	861	J19LM	5861	861EZ	.030
HYDRO MITE							
MULCHERS, SEEDERS, SPRAYERS							
Single Cylinder; Briggs & Stratton Single Cylinder	868	RJ19LM	861	J19LM	5861	861EZ	.030
OHV; Honda OHV 5.5, 13hp	322	RN11YC4	302	N11YC	5322	322EZ	.030
HYDRO-TURF							
SPRAYERS							
Briggs & Stratton Vanguard 9hp	71	RC12YC	946	QC12YC	5071	71EZ	.030
OHV; Honda OHV 11, 5.5hp	322	RN11YC4	302	N11YC	5322	322EZ	.030
OHV; Honda OHV 5hp	415	RN9YC	300	N9YC	5322	322EZ	.030
OHV; Kohler OHV 12.5, 8, 6hp	71	RC12YC	946	QC12YC	5071	71EZ	.030

**LAWN & GARDEN EQUIPMENT**BOUGIES POUR PETITS MOTEURS
Para motores de césped y jardín

Model/Engine	Copper Plus®		Alternate Plug		EZ Start™	EZ Start™ w/Eco•Core	Gap
	Stk #	Plug Type	Stk #	Plug Type			
IBP							
HOLE DIGGERS							
200, 300, 500	840	RCJ8	843	CJ8	5843	843EZ	.025
400	871	RJ8C	841	J8C	5843	843EZ	.025
ICE KING							
ICE AUGERS							
Tecumseh	840	RCJ8	843	CJ8	5843	843EZ	.030
ICE-O-WAY							
SAND, SALT SPREADERS							
Briggs & Stratton 8.5, 10.5hp	868	RJ19LM	947	QJ19LM	5861	861EZ	.030
IDEAL							
MOWERS							
14mm Heads	871	RJ8C	841	J8C	5843	843EZ	.025
18mm Heads	541	RD16	516	D16	---	---	.025
INDIAN							
TILLERS							
All Models	871	RJ8C	841	J8C	5843	843EZ	.030
INDUSTRIAL PRODUCTS							
LAWN MOWERS							
All Models	868	RJ19LM	861	J19LM	5861	861EZ	.030
INGERSOLL							
RIDING MOWERS, TILLERS, TRACTORS							
Single Cylinder; Briggs & Stratton Single Cylinder	868	RJ19LM	861	J19LM	5861	861EZ	.030
Twin; Briggs & Stratton Twin 14, 12.5, 16hp	868	RJ19LM	947	QJ19LM	5861	861EZ	.030
V-Twin; Briggs & Stratton Vanguard V-Twin 12.5, 16, 18, 14, 20hp	431	RC14YC	---	---	5071	71EZ	.030
Honda GX620 20hp	322	RN11YC4	302	N11YC	5322	322EZ	.030
Kohler 14, 12, 10hp	854	RH10C	844	H10C	---	---	.030
Twin; Kohler Twin 18hp	25	RV17YC	---	---	---	---	.025
V-Twin; Kohler V-Twin 22, 20hp	71	RC12YC	946	QC12YC	5071	71EZ	.030
Onan B43M, B48M, BF	857	RH18Y	---	---	---	---	.025
Onan CCKA	538	RH8C	587	H8C	---	---	.030
Twin; Onan Twin 16, 18, 20hp	909	RS17YX	---	---	---	---	.025
Tecumseh	871	RJ8C	841	J8C	5843	843EZ	.030
INTERNATIONAL							
BLOWERS							
Briggs & Stratton	868	RJ19LM	861	J19LM	5861	861EZ	.030
Tecumseh	868	RJ19LM	861	J19LM	5861	861EZ	.030
CHIPPERS							
Briggs & Stratton	868	RJ19LM	861	J19LM	5861	861EZ	.030
Tecumseh	868	RJ19LM	861	J19LM	5861	861EZ	.030
CUB CADET RIDING EQUIPMENT							
100, 102, 104, 105, 106, 107, 108, 109, 122, 123, 124, 125, 126, 127, 128, 129, 147, 149, 800, 1000, 1100, 1200, 1250, 1450, 1650	854	RH10C	844	H10C	---	---	.030
1030, 1225, 1238	868	RJ19LM	861	J19LM	5861	861EZ	.030
1325, 1330, 1440	431	RC14YC	---	---	5071	71EZ	.030
1430, 1730, 1861, 1862, 2082	25	RV17YC	---	---	---	---	.030
1641, 2182	71	RC12YC	946	QC12YC	5071	71EZ	.030
582	592	RJ12C	511	J11C	---	---	.030
60, 70, 71, 72, 73, 86, 800	871	RJ8C	841	J8C	5843	843EZ	.030
682, 782	18	RV15YC4	---	---	---	---	.030
81, 55, 76, 85, 80, 111, 182, 282, 382, 482, 75	840	RCJ8	843	CJ8	5843	843EZ	.030
982	408	RS14YC	---	---	---	---	.030
Briggs & Stratton	868	RJ19LM	947	QJ19LM	5861	861EZ	.030
Twin; Briggs & Stratton Twin	868	RJ19LM	947	QJ19LM	5861	861EZ	.030
Briggs & Stratton Vanguard	431	RC14YC	---	---	5071	71EZ	.030
Kawasaki 5.2, 12.5hp	840	RCJ8	843	CJ8	5843	843EZ	.030
Liquid-Cooled; Kawasaki Liquid-Cooled V-Twin 20hp	840	RCJ8	843	CJ8	5843	843EZ	.030
OHV; Kawasaki OHV 14, 13, 5.3, 9, 11.1, 3.7, 7.9, 17hp	322	RN11YC4	302	N11YC	5322	322EZ	.030
Kohler 10, 14, 16, 12, 20hp	854	RH10C	844	H10C	---	---	.030
Kohler K181 8hp	868	RJ19LM	861	J19LM	5861	861EZ	.030
OHV; Kohler OHV	71	RC12YC	946	QC12YC	5071	71EZ	.040



Model/Engine	Copper Plus®		Alternate Plug		EZ	EZ Start™	Gap
	Stk #	Plug Type	Stk #	Plug Type	Start™	w/Eco-Core	
INTERNATIONAL (cont)							
CUB CADET RIDING EQUIPMENT (cont)							
Twin; Kohler Twin 17hp	25	RV17YC	---	---	---	---	.025
Onan 318, 420, 316	909	RS17YX	---	---	---	---	.025
Tecumseh	871	RJ8C	841	J8C	5843	843EZ	.030
Yanmar 322	415	RN9YC	300	N9YC	5322	322EZ	.025
EDGERS							
Briggs & Stratton	868	RJ19LM	861	J19LM	5861	861EZ	.030
Tecumseh	868	RJ19LM	861	J19LM	5861	861EZ	.030
LAWN MOWERS							
332, 3310, 3315, 3321, 3324, 3311, 3309, 3312, 333, 331, 334, 335, 3313, 3319, 3314, 3320, 3322, 3323, 3325	846	CJ14	---	---	5846	846EZ	.030
Briggs & Stratton	868	RJ19LM	861	J19LM	5861	861EZ	.030
LOG SPLITTERS							
Briggs & Stratton	868	RJ19LM	861	J19LM	5861	861EZ	.030
Tecumseh	868	RJ19LM	861	J19LM	5861	861EZ	.030
TILLERS							
Briggs & Stratton	868	RJ19LM	861	J19LM	5861	861EZ	.030
Tecumseh	868	RJ19LM	861	J19LM	5861	861EZ	.030
IRON & OAK							
BLOWERS, CHIPPER, SHREDDERS, LOG SPLITTERS							
Briggs & Stratton 5, 8hp	868	RJ19LM	947	QJ19LM	5861	861EZ	.030
Briggs & Stratton Intek 5.5hp	71	RC12YC	946	QC12YC	5071	71EZ	.020
Briggs & Stratton Vanguard 9hp	71	RC12YC	946	QC12YC	5071	71EZ	.030
Honda 11, 5.5, 8hp	322	RN11YC4	302	N11YC	5322	322EZ	.030
OHV; Honda OHV 5hp	415	RN9YC	300	N9YC	5322	322EZ	.030
OHV; Kohler OHV 11hp	71	RC12YC	946	QC12YC	5071	71EZ	.040
Tecumseh 3.8hp	868	RJ19LM	861	J19LM	5861	861EZ	.030
OHV; Tecumseh OHV 5, 8hp	104	RN4C	803	N4C	---	---	.030
ISLANDER							
LAWN MOWERS							
All Models	868	RJ19LM	861	J19LM	5861	861EZ	.030
J.C. PENNEY							
EDGERS, TRIMMERS, TILLERS, TRACTORS							
709030, 709035	840	RCJ8	843	CJ8	5843	843EZ	.030
Briggs & Stratton	868	RJ19LM	861	J19LM	5861	861EZ	.030
Tecumseh	868	RJ19LM	861	J19LM	5861	861EZ	.030
JACKSON							
LAWN MOWERS							
All Models	868	RJ19LM	861	J19LM	5861	861EZ	.030
PLUGGERS							
OHV; Honda OHV 5.5, 4hp	322	RN11YC4	302	N11YC	5322	322EZ	.030
JACOBSEN							
LAWN MOWERS							
Briggs & Stratton 5hp	868	RJ19LM	947	QJ19LM	5861	861EZ	.030
Clinton 4hp	871	RJ8C	841	J8C	5843	843EZ	.025
Honda 4hp	863	RCJ8Y	848	CJ8Y	5843	843EZ	.030
OHV; Honda OHV 3.5hp	415	RN9YC	300	N9YC	5322	322EZ	.030
Jacobsen 5hp	868	RJ19LM	861	J19LM	5861	861EZ	.025
TURF EQUIPMENT, UTILITY VEHICLES							
18mm Heads	541	RD16	516	D16	---	---	.030
2015 Utility Vehicle	909	RS17YX	---	---	---	---	.025
Briggs & Stratton	868	RJ19LM	947	QJ19LM	5861	861EZ	.030
Extended Life Series; Briggs & Stratton Extended Life Series 17.5hp	71	RC12YC	946	QC12YC	5071	71EZ	.030
V-Twin; Briggs & Stratton Intek V-Twin 18, 25hp	71	RC12YC	946	QC12YC	5071	71EZ	.030
V-Twin; Briggs & Stratton Vanguard V-Twin 16, 18hp	431	RC14YC	---	---	5071	71EZ	.030
Ford 192cid	854	RH10C	844	H10C	---	---	.035
Ford 67cid	415	RN9YC	300	N9YC	5322	322EZ	.035
OHV; Honda OHV 3.5hp	415	RN9YC	300	N9YC	5322	322EZ	.030
OHV; Honda OHV 4hp	322	RN11YC4	302	N11YC	5322	322EZ	.030
Jacobsen	868	RJ19LM	861	J19LM	5861	861EZ	.030



LAWN & GARDEN EQUIPMENT

BOUGIES POUR PETITS MOTEURS
Para motores de césped y jardín



Model/Engine	Copper Plus®		Alternate Plug		EZ Start™	EZ Start™ w/Eco•Core	Gap
	Stk #	Plug Type	Stk #	Plug Type			
JACOBSEN (cont)							
TURF EQUIPMENT, UTILITY VEHICLES (cont)							
Kohler 18, 16, 10, 8, 12, 14, 23hp	854	RH10C	844	H10C	---	---	.030
Kohler K181 8hp	868	RJ19LM	861	J19LM	5861	861EZ	.030
Twin; Onan Twin 20hp	909	RS17YX	---	---	---	---	.025
Perkins G4-236	404	RN12YC	38	N12YC	---	---	.030
Robin EH29C	405	RN14YC	---	---	5322	322EZ	.030
Robin EH35C	322	RN11YC4	302	N11YC	5322	322EZ	.030
Robin EY25W	830	RL86C	306	L86C	---	---	.030
JACTO							
MISTER, SPRAYERS							
PL50V	859	RCJ7Y	853	CJ7Y	5843	843EZ	.030
JAMAKA							
LAWN MOWERS							
Briggs & Stratton	868	RJ19LM	861	J19LM	5861	861EZ	.030
JARI							
LAWN MOWERS							
Briggs & Stratton	868	RJ19LM	861	J19LM	5861	861EZ	.030
Clinton	592	RJ12C	---	---	---	---	.025
Kohler	868	RJ19LM	861	J19LM	5861	861EZ	.030
Tecumseh	868	RJ19LM	861	J19LM	5861	861EZ	.030
POWER SICKLES							
Briggs & Stratton 5, 3, 3.5hp	868	RJ19LM	861	J19LM	5861	861EZ	.030
JIFFY							
ICE DRILLS							
Tecumseh 2hp	863	RCJ8Y	848	CJ8Y	5843	843EZ	.030
Tecumseh 3, 3.5hp	856	RJ17LM	845	J17LM	5861	861EZ	.030
JIFFY HYDRAULIC SEEDER							
MULCHERS, SEEDERS							
Twin; Kohler Twin 18hp	25	RV17YC	---	---	---	---	.025
V-Twin; Kohler V-Twin 25hp	71	RC12YC	946	QC12YC	5071	71EZ	.030
JOBU							
BRUSHCUTTERS							
	840	RCJ8	843	CJ8	5843	843EZ	.030
JOE BUILT							
HAULING CART							
HD-500 4hp	871	RJ8C	841	J8C	5843	843EZ	.030
JOHN DEERE							
BLOWERS, CHIPPER, SHREDDERS, RIDING MOWERS, TILLERS, TRACTORS, VACUUMS							
12.5hp K-Series	846	CJ14	---	---	5846	846EZ	.030
14, 17hp Deluxe	322	RN11YC4	302	N11YC	5322	322EZ	.030
14, 5, 17hp K-Series	322	RN11YC4	302	N11YC	5322	322EZ	.030
518R, 820R	868	RJ19LM	861	J19LM	5861	861EZ	.030
80G, 85G, 314F	856	RJ17LM	845	J17LM	5861	861EZ	.030
90G, 110G, 210G, 240G, 260G, BP50	859	RCJ7Y	853	CJ7Y	5843	843EZ	.030
AMT600	896	L90C	---	---	---	---	.030
BH30, BH40	872	RDJ7Y	855	DJ7Y	5851	851EZ	.030
BP40, 45BP	849	CJ6	---	---	---	---	.030
Briggs & Stratton	868	RJ19LM	947	QJ19LM	5861	861EZ	.030
Twin; Briggs & Stratton Twin	868	RJ19LM	947	QJ19LM	5861	861EZ	.030
V-Twin; Briggs & Stratton Vanguard V-Twin 16hp	431	RC14YC	---	---	5071	71EZ	.030
F910, F930	408	RS14YC	---	---	---	---	.030
F912, F932, GS25, GS45, GS75, GT242, GT262, GT275, GT325, GX70, GX75, GX85, GX95, SRX75, LX172, LX173, LX176, LX186, Gator 4x2, 48, 52, 130, 180, 185, 170, 175, 240, 260, 265, 220A, 245, 320, 325, AMT622, AMT626, F510, F525, F710	322	RN11YC4	302	N11YC	5322	322EZ	.030
GS30, LT133, LT155	71	RC12YC	946	QC12YC	5071	71EZ	.040
GT345, SRX95, 1800 Utility Vehicle, Gator 6x4, 82G, 83G, 345, 400, 425, F725, F911	846	CJ14	---	---	5846	846EZ	.030
OHV; Honda OHV 4hp	322	RN11YC4	302	N11YC	5322	322EZ	.030



Model/Engine	Copper Plus®		Alternate Plug		EZ Start™	EZ Start™ w/Eco-Core	Gap
	Stk #	Plug Type	Stk #	Plug Type			
JOHN DEERE (cont)							
BLOWERS, CHIPPER, SHREDDERS, RIDING MOWERS, TILLERS, TRACTORS, VACUUMS (cont)							
OHV; Honda OHV 5hp	415	RN9YC	300	N9YC	5322	322EZ	.030
Kawasaki 19, 23hp	322	RN11YC4	302	N11YC	5322	322EZ	.030
Kawasaki 5.2, 3.1hp	840	RCJ8	843	CJ8	5843	843EZ	.030
Liquid-Cooled; Kawasaki Liquid-Cooled V-Twin 16, 19, 20, 23, 14.5, 18, 22hp	840	RCJ8	843	CJ8	5843	843EZ	.030
OHV; Kawasaki OHV 17, 6, 9, 13, 14hp	322	RN11YC4	302	N11YC	5322	322EZ	.030
Kioritz	840	RCJ8	843	CJ8	5843	843EZ	.030
Kohler 14, 12, 20, 10, 16hp	854	RH10C	844	H10C	---	---	.030
Kohler K181 8hp	868	RJ19LM	861	J19LM	5861	861EZ	.030
OHV; Kohler OHV 15, 13, 12.5hp	71	RC12YC	946	QC12YC	5071	71EZ	.040
Twin; Kohler Twin 17hp	25	RV17YC	---	---	---	---	.025
V-Twin; Kohler V-Twin 25, 22, 20, 23hp	71	RC12YC	946	QC12YC	5071	71EZ	.030
LT166	431	RC14YC	---	---	5071	71EZ	.030
LX178, LX188, 2BV, 2LS, 5E, 20SR7, 21HC, 113, 162, 172, 213E, 285, 300G, 350G, 445, E35	840	RCJ8	843	CJ8	5843	843EZ	.030
Onan 318, 420, 316	909	RS17YX	---	---	---	---	.025
Twin; Onan Twin 20, 18, 16hp	909	RS17YX	---	---	---	---	.025
V-Twin; SST16, SST18 Briggs & Stratton Vanguard V-Twin 16, 18hp	71	RC12YC	946	QC12YC	5071	71EZ	.030
STX30, STX38, STX46, F620, F625	71	RC12YC	946	QC12YC	5071	71EZ	.030
SX85 Briggs & Stratton 13hp	868	RJ19LM	947	QJ19LM	5861	861EZ	.030
Tecumseh	871	RJ8C	841	J8C	5843	843EZ	.030
Yanmar 20, 28hp	322	RN11YC4	302	N11YC	5322	322EZ	.030
BRUSHCUTTERS, TRIMMERS							
21C, 21S	863	RCJ8Y	848	CJ8Y	5843	843EZ	.030
25S, 30S, 38B	859	RCJ7Y	853	CJ7Y	5843	843EZ	.030
C1200, S1400, BC1600	852	RCJ6Y	858	CJ6Y	5852	852EZ	.030
H26S, H20S, H20D Hedge Trimmers, EH2342, EH2659, PS2683, SE23, T23S, T26SB, TB26SB, T40SB, T105C, T105S, XT105, XT120, XT140, XT140B, XT170, XT170B, XT250B, XT105SB, XT140SB, XT120SE	840	RCJ8	843	CJ8	5843	843EZ	.030
T30C, T30S, T30SB	872	RDJ7Y	855	DJ7Y	5851	851EZ	.030
CHIPPERS, SHREDDERS							
CS5	868	RJ19LM	861	J19LM	5861	861EZ	.030
CS8	871	RJ8C	841	J8C	5843	843EZ	.030
LAWN MOWERS							
12PB, 14SZ, JS60, 12SB, 14PZ, F725, JA65, JA62, JS63, JS61	868	RJ19LM	861	J19LM	5861	861EZ	.030
14SB, 14ST, JE75, 14SC, 14SE, 14PT, 14SX, JX85, JX75	322	RN11YC4	302	N11YC	5322	322EZ	.030
20SR7	840	RCJ8	843	CJ8	5843	843EZ	.030
Briggs & Stratton 6, 4hp	868	RJ19LM	947	QJ19LM	5861	861EZ	.030
JS28 Briggs & Stratton 7.25 ft-lbs Gross Torque 190cc	868	RJ19LM	868LMC	RJ19LMC	5861	861EZ	.020
Kawasaki 14hp	322	RN11YC4	302	N11YC	5322	322EZ	.030
Kawasaki 3.8hp	840	RCJ8	843	CJ8	5843	843EZ	.030
OHV; Kawasaki OHV 5.3, 4, 6, 5hp	322	RN11YC4	302	N11YC	5322	322EZ	.030
Kohler 13hp	71	RC12YC	946	QC12YC	5071	71EZ	.030
S92, S28, R72, 68, 66, 57, 56	871	RJ8C	841	J8C	5843	843EZ	.030
Tecumseh	859	RCJ7Y	853	CJ7Y	5843	843EZ	.030
LOG SPLITTERS							
No. 5 Log Splitters	871	RJ8C	841	J8C	5843	843EZ	.030
RIDING MOWERS							
D100 Briggs & Stratton Single Cylinder 17.5hp 502cc	71	RC12YC	946	QC12YC	5071	71EZ	.030
D110 Briggs & Stratton Single Cylinder 19.5hp 502cc	71	RC12YC	946	QC12YC	5071	71EZ	.030
D130 Briggs & Stratton V-Twin 22hp 656cc	431	RC14YC	946	QC12YC	5071	71EZ	.030
D140 Briggs & Stratton V-Twin '22hp 656cc	431	RC14YC	946	QC12YC	5071	71EZ	.030
D170 Briggs & Stratton V-Twin 26hp 725cc	431	RC14YC	946	QC12YC	5071	71EZ	.030
Z245 Zero Turn Briggs & Stratton V-Twin 23hp 725cc	431	RC14YC	946	QC12YC	5071	71EZ	.030
RIDING MOWERS, TURF EQUIPMENT, UTILITY TRACTORS							
Extended Life Series; EZ225 Briggs & Stratton Intek Extended Life Series 18.5hp	71	RC12YC	946	QC12YC	5071	71EZ	.030
V-Twin; EZ425, EZ245 Briggs & Stratton Vanguard V-Twin 23, 22hp	71	RC12YC	946	QC12YC	5071	71EZ	.030
V-Twin; EZ445, EZ465 Kawasaki V-Twin 25hp	405	RN14YC	---	---	5322	322EZ	.025
HD45, HD75	322	RN11YC4	302	N11YC	5322	322EZ	.030
Kawasaki 25, 17, 19, 23hp	322	RN11YC4	302	N11YC	5322	322EZ	.030

**LAWN & GARDEN EQUIPMENT**BOUGIES POUR PETITS MOTEURS
Para motores de césped y jardín

Model/Engine	Copper Plus®		Alternate Plug		EZ Start™	EZ Start™ w/Eco•Core	Gap
	Stk #	Plug Type	Stk #	Plug Type			
JOHN DEERE (cont)							
RIDING MOWERS, TURF EQUIPMENT, UTILITY TRACTORS (cont)							
Kawasaki 27, 29hp	404	RN12YC	38	N12YC	---	---	.025
Kohler 23hp	854	RH10C	844	H10C	---	---	.030
L110 Kohler 17.5hp	71	RC12YC	946	QC12YC	5071	71EZ	.030
LA105, LA115 Briggs & Stratton 19.5hp 500cc	71	RC12YC	946	QC12YC	5071	71EZ	.030
LA115, LA105 Briggs & Stratton Intek 21, 19.5hp	71	RC12YC	946	QC12YC	5071	71EZ	.030
LA125 Briggs & Stratton 21hp 540cc	71	RC12YC	946	QC12YC	5071	71EZ	.030
LA125 Briggs & Stratton Intek 21hp	71	RC12YC	946	QC12YC	5071	71EZ	.030
LA135, LA145 Briggs & Stratton 22hp 656cc	71	RC12YC	946	QC12YC	5071	71EZ	.030
V-Twin; LA145 Briggs & Stratton Vanguard V-Twin 22hp	71	RC12YC	946	QC12YC	5071	71EZ	.030
LA155 Briggs & Stratton 22hp 656cc	3071	---	---	---	5071	71EZ	.030
LA165 Briggs & Stratton 24hp 724cc	3071	---	---	---	5071	71EZ	.030
LA175 Briggs & Stratton 26hp 724cc	3071	---	---	---	5071	71EZ	.030
SRX95 Kawasaki	846	CJ14	---	---	5846	846EZ	.030
X300, X304 Kawasaki 17hp 472cc	863	RCJ8Y	848	CJ8Y	5843	843EZ	.025
X320, X324, X360 Kawasaki 22, 25hp 675cc	404	RN12YC	---	---	5322	322EZ	.030
X340, X500, X520, X534, X540 Kawasaki 22, 25hp 675cc	404	RN12YC	---	---	5322	322EZ	.030
X700 Kawasaki 23hp 745cc	405	RN14YC	---	---	---	---	.030
X720, X724, X728 Kawasaki 23, 27hp 745cc	405	RN14YC	---	---	---	---	.030
JOHNSON							
LAWN MOWERS							
Briggs & Stratton	868	RJ19LM	861	J19LM	5861	861EZ	.030
Clinton	871	RJ8C	841	J8C	5843	843EZ	.025
Continental	871	RJ8C	841	J8C	5843	843EZ	.025
JONSERED							
BLOWERS, VACUUMS							
BV32	859	RCJ7Y	853	CJ7Y	5843	843EZ	.030
BRUSHCUTTERS, TRIMMERS							
BP40 Combi, BP40 Combi Cat, GR24, GR24L, GR26, GR26D, GR26L, GR26CL, GR28, GR28L, GR32, GR32L, GR32D, GR36, GR41, GR44, GR50, GT32L, GR260, GR320, GR2026, GR2026L, GR2026D, GR2032L, GR2036, GR203020, GR2032D, GR2026CL, GT21L, GT22L, GT24L, GT25L, GT26D, GT26L, HT18, HT21, HT22, HT24, J200L, J200B, J220L, J220B, J260L, J260B, J300, J260BA, J260BAV, J260LA, J260DAV, J260LAV, J260TA, J320BAV, J320LAV, J400, J450, J420BAV, J460BAV, J8510BAV, R52E, RS40, RS41, RS44, RS51 Pro, RS52, BP2040C	859	RCJ7Y	853	CJ7Y	5843	843EZ	.030
LAWN MOWERS							
Briggs & Stratton	868	RJ19LM	947	QJ19LM	5861	861EZ	.030
LOG SPLITTERS							
Split 40	859	RCJ7Y	853	CJ7Y	5843	843EZ	.030
POWER CARTS							
OHV; Iron Horse Honda OHV 9, 5.5hp	322	RN11YC4	302	N11YC	5322	322EZ	.030
POWER PRUNERS							
HP36	859	RCJ7Y	853	CJ7Y	5843	843EZ	.030
RIDING MOWERS							
LT13 Briggs & Stratton 13hp	868	RJ19LM	947	QJ19LM	5861	861EZ	.030
OHV; LT15 Briggs & Stratton OHV 14.5hp	71	RC12YC	946	QC12YC	5071	71EZ	.030
OHV; LT16, LT18 Briggs & Stratton Intek OHV 18, 15.5hp	71	RC12YC	946	QC12YC	5071	71EZ	.030
TILLERS							
OHV; RT5 Briggs & Stratton OHV 5.5hp	71	RC12YC	946	QC12YC	5071	71EZ	.030
K & S							
EDGERS							
	840	RCJ8	843	CJ8	5843	843EZ	.030
LAWN MOWERS							
Briggs & Stratton	868	RJ19LM	861	J19LM	5861	861EZ	.030
TRIMALL							
Briggs & Stratton	868	RJ19LM	861	J19LM	5861	861EZ	.030
TRIMMERS							
Power Products	865	RDJ8J	847	DJ8J	5847	847EZ	.030



Model/Engine	Copper Plus®		Alternate Plug		EZ Start™	EZ Start™ w/Eco-Core	Gap
	Stk #	Plug Type	Stk #	Plug Type			
K-MART							
LAWN MOWERS							
All Models	868	RJ19LM	861	J19LM	5861	861EZ	.030
KAAZ							
BRUSHCUTTERS							
J Series, V Series	840	RCJ8	843	CJ8	5843	843EZ	.030
Kawasaki 2.1hp	871	RJ8C	841	J8C	5843	843EZ	.030
BRUSHCUTTERS, EDGERS, TRIMMERS							
Kawasaki 6.5hp	871	RJ8C	841	J8C	5843	843EZ	.030
Mitsubishi T130, T12	849	CJ6	---	---	---	---	.030
Robin EY18, EY25, EY14	830	RL86C	306	L86C	---	---	.030
PRUNERS							
Kawasaki 1.2hp	849	CJ6	---	---	---	---	.030
SPRAYERS							
Kawasaki 3.4hp	871	RJ8C	841	J8C	5843	843EZ	.030
TRIMMERS							
110, Silver X, TM30B	840	RCJ8	843	CJ8	5843	843EZ	.030
Kawasaki 1.2hp	849	CJ6	---	---	---	---	.030
KAN-DU STUMPER							
LAWN VACUUMS							
Briggs & Stratton	868	RJ19LM	861	J19LM	5861	861EZ	.030
Honda	830	RL86C	306	L86C	---	---	.030
STRING TRIMMERS							
Liquid-Cooled; Kawasaki Liquid-Cooled V-Twin 20hp	840	RCJ8	843	CJ8	5843	843EZ	.030
STUMP GRINDERS							
V-Twin; Briggs & Stratton Vanguard V-Twin 20hp	431	RC14YC	---	---	5071	71EZ	.030
Honda 13hp	322	RN11YC4	302	N11YC	5322	322EZ	.030
Honda GXV270 9hp	322	RN11YC4	302	N11YC	5322	322EZ	.030
V-Twin; Kohler V-Twin 25hp	71	RC12YC	946	QC12YC	5071	71EZ	.030
Twin; Onan Twin 24hp	909	RS17YX	---	---	---	---	.025
KANGA LOADERS							
LOADERS, SWEEPERS							
Liquid-Cooled; Honda Liquid-Cooled V-Twin 20, 16hp	71	RC12YC	946	QC12YC	5071	71EZ	.030
KATO							
LAWN MOWERS							
Briggs & Stratton	868	RJ19LM	861	J19LM	5861	861EZ	.030
G150; Honda G150	896	L90C	---	---	---	---	.030
G200; Honda G200	896	L90C	---	---	---	---	.030
Kohler	868	RJ19LM	861	J19LM	5861	861EZ	.030
KAWASAKI							
BACKPACK BLOWERS							
KRB300A 26cc	859	RCJ7Y	---	---	---	---	
KRB650B, KRB650BC 45cc	852	RCJ6Y	---	---	5852	852EZ	
KRB750A, KRB750B, KRB750AC, KRB750BC 65cc	852	RCJ6Y	---	---	5852	852EZ	
BLOWERS, HEDGE TRIMMERS, TRIMMER, BRUSHCUTTERS							
KBL23A, KBL25A	863	RCJ8Y	848	CJ8Y	5843	843EZ	.030
KBL26A, KBL27A, KBL34A, KEL26A, KGT27A, KTR27A, KHT750D, KHT600D, KHT600S, KHT750S, KHD600B, KHS1100B	859	RCJ7Y	853	CJ7Y	5843	843EZ	.030
KHD600A, KHS750A, KHS750AC, KHS1100A	846	CJ14	---	---	5846	846EZ	.030
KHT600SC, KHT750SC	852	RCJ6Y	858	CJ6Y	5852	852EZ	.030
KRB400A, KRB400B, KRB450BC, KRB700B	852	RCJ6Y	858	CJ6Y	5852	852EZ	.030
EDGERS							
KEL27 26.3cc	852	RCJ6Y	---	---	5852	852EZ	.020
KEL27B 26cc	859	RCJ7Y	---	---	---	---	
HANDHELD BLOWERS							
KRH300A 26.3cc	852	RCJ6Y	---	---	5852	852EZ	.020
KRH300AC 26cc	852	RCJ6Y	---	---	5852	852EZ	
HEDGE CLIPPERS							
KCL525A, KCL525AC, KCS525A, KCS525AC 26cc	852	RCJ6Y	---	---	5852	852EZ	
KCS600, KCL600, KCS525, KCL525 26.3cc	852	RCJ6Y	---	---	5852	852EZ	.020

**LAWN & GARDEN EQUIPMENT**BOUGIES POUR PETITS MOTEURS
Para motores de césped y jardín

Model/Engine	Copper Plus®		Alternate Plug		EZ Start™	EZ Start™ w/Eco•Core	Gap
	Stk #	Plug Type	Stk #	Plug Type			
KAWASAKI (cont)							
HEDGE TRIMMERS							
KHDS600, KHDS750, KHSS750, KHSS1100 22.5cc	852	RCJ6Y	---	---	5852	852EZ	.020
KHT600S, KHT750S, KHT600D, KHT750D, KHS750B, KHS1100B 22cc	859	RCJ7Y	---	---	---	---	
KHT600SC, KHT750SC, KHS750BC 22cc	852	RCJ6Y	---	---	5852	852EZ	
MULTI-TOOL							
KMS27 26.3cc	852	RCJ6Y	---	---	5852	852EZ	.020
STRING TRIMMERS							
KGT26AC 25cc	859	RCJ7Y	---	---	---	---	
KGT35, KBL35 34.4cc	852	RCJ6Y	---	---	5852	852EZ	.020
KTF27A, KTF27AC, KBL27B, KBL27BC, KGT37A 26cc	859	RCJ7Y	---	---	---	---	
KTFR27, KTF27, KGT27, KBL27 26.3cc	852	RCJ6Y	---	---	5852	852EZ	.020
KTR26AC 25cc	852	RCJ6Y	---	---	5852	852EZ	
UTILITY VEHICLES							
Mule 500 KAF300B1, Mule 520/550	322	RN11YC4	302	N11YC	5322	322EZ	.030
Mule 2500 KAF620C1, Mule 2500 KAF620B1, Mule 2510 KAF620A1, Mule 2520 Turf	846	CJ14	---	---	5846	846EZ	.030
Mule 3000, 3020, 3010	405	RN14YC	---	---	5322	322EZ	.030
KAWASAKI							
TRIMMERS							
KBL27B, KGT27C, KTF27A Kawasaki 26.3cc	859	RCJ7Y	853	CJ7Y	5843	843EZ	.030
KBL35A, KGT35A Kawasaki 34.4cc	859	RCJ7Y	853	CJ7Y	5843	843EZ	.030
KC TURF EQUIPMENT							
MOWERS							
Twin; Kohler Twin 18hp	25	RV17YC	---	---	---	---	.025
Wisconsin 20hp	541	RD16	516	D16	---	---	.030
KEE							
EDGERS, MOWERS							
2hp	863	RCJ8Y	848	CJ8Y	5843	843EZ	.030
Briggs & Stratton 8.5, 3.5, 3, 5, 6, 8hp	868	RJ19LM	861	J19LM	5861	861EZ	.030
OHV; Briggs & Stratton Intek OHV 6hp	71	RC12YC	946	QC12YC	5071	71EZ	.020
Honda 2.5, 2.2hp	846	CJ14	---	---	5846	846EZ	.030
OHV; Honda OHV 4, 5.5hp	322	RN11YC4	302	N11YC	5322	322EZ	.030
OHV; Honda OHV 5hp	415	RN9YC	300	N9YC	5322	322EZ	.030
LAWN MOWERS							
Briggs & Stratton	868	RJ19LM	861	J19LM	5861	861EZ	.030
OHV; Honda OHV 5.5hp	322	RN11YC4	302	N11YC	5322	322EZ	.030
K181; Kohler K181 8hp	868	RJ19LM	861	J19LM	5861	861EZ	.030
KEES, F.J.							
LAWN MOWERS							
Briggs & Stratton	868	RJ19LM	861	J19LM	5861	861EZ	.030
Honda 2.2hp	859	RCJ7Y	853	CJ7Y	5843	843EZ	.030
KETCHUM AQUA SEEDER							
HYDRO SEEDERS							
Robin 6hp	830	RL86C	306	L86C	---	---	.025
Robin 8.5hp	327	RL87YC	312	L87YC	---	---	.025
OHV; Robin OHV 11, 13.5hp	415	RN9YC	300	N9YC	5322	322EZ	.030
OHV; Robin OHV V-Twin 18, 20, 22hp	415	RN9YC	300	N9YC	5322	322EZ	.030
Tecumseh 3.5hp	868	RJ19LM	861	J19LM	5861	861EZ	.030
Tecumseh 8hp	871	RJ8C	841	J8C	5843	843EZ	.030
OHV; Tecumseh OHV 5, 14hp	104	RN4C	803	N4C	---	---	.030
Wisconsin 37hp	541	RD16	516	D16	---	---	.030
KIFCO							
IRRIGATION EQUIPMENT							
OHV; Booster Pump Honda OHV 5.5hp	322	RN11YC4	302	N11YC	5322	322EZ	.030
OHV; Self-Priming Skid Honda OHV 8hp	322	RN11YC4	302	N11YC	5322	322EZ	.030



Model/Engine	Copper Plus®		Alternate Plug		EZ Start™	EZ Start™ w/Eco-Core	Gap
	Stk #	Plug Type	Stk #	Plug Type			
KINCAID							
AGIGATORS							
Honda GX390 13hp	322	RN11YC4	302	N11YC	5322	322EZ	.030
OHV; Robin OHV V-Twin 18, 25hp	415	RN9YC	300	N9YC	5322	322EZ	.025
MULCHERS							
Honda 18, 20, 13, 24hp	322	RN11YC4	302	N11YC	5322	322EZ	.030
Kohler 27, 25, 22, 20, 18hp	71	RC12YC	946	QC12YC	5071	71EZ	.030
KINCO							
LAWN MOWERS							
Briggs & Stratton	868	RJ19LM	861	J19LM	5861	861EZ	.030
Tecumseh	871	RJ8C	841	J8C	5843	843EZ	.030
KING O'LAWN							
AUGERS, EDGERS, MOWERS, VACUUMS							
Auger MK VII	840	RCJ8	843	CJ8	5843	843EZ	.030
Briggs & Stratton 3.5, 3.75, 5, 3hp	868	RJ19LM	861	J19LM	5861	861EZ	.030
Tecumseh 2.5, 3, 4hp	871	RJ8C	841	J8C	5843	843EZ	.030
LAWN MOWERS							
All Models	868	RJ19LM	861	J19LM	5861	861EZ	.030
KLEEN KUT							
LAWN MOWERS							
All Models	868	RJ19LM	861	J19LM	5861	861EZ	.030
KLOPPING-HARDIE							
THATCHER							
	840	RCJ8	843	CJ8	5843	843EZ	.030
KLUGE							
POWER AUGERS							
Earth Auger	840	RCJ8	843	CJ8	5843	843EZ	.030
KROMER							
ATHLETIC FIELD MAINTAINER							
Kohler 8hp	854	RH10C	844	H10C	---	---	.030
KUBOTA							
LAWN MOWERS							
OHV; Honda OHV 5hp	415	RN9YC	300	N9YC	5322	322EZ	.030
LAWN TRACTORS, TILLERS							
AT25, AT55, AT60, AT70S, AT70SE	896	L90C	---	---	---	---	.030
G2000, G2000S, G2460, G2460G	71	RC12YC	946	QC12YC	5071	71EZ	.030
Kawasaki 12.5hp	840	RCJ8	843	CJ8	5843	843EZ	.025
Kawasaki 14hp	896	L90C	---	---	---	---	.025
Kawasaki 17hp	322	RN11YC4	302	N11YC	5322	322EZ	.030
Liquid-Cooled; Kawasaki Liquid-Cooled V-Twin 19hp	840	RCJ8	843	CJ8	5843	843EZ	.025
Twin; Kohler Twin 19hp	25	RV17YC	---	---	---	---	.025
Liquid-Cooled; Kubota T1770, T1870 Liquid-Cooled OHV 18, 17hp	840	RCJ8	843	CJ8	5843	843EZ	.025
Kubota WG600-B 21hp	71	RC12YC	946	QC12YC	5071	71EZ	.030
Servere Duty; Kubota WG600-B Servere Duty 21hp	344	RC9YC	---	---	---	---	.030
Kubota WG750-B 24.5hp	71	RC12YC	946	QC12YC	5071	71EZ	.030
Servere Duty; Kubota WG750-B Servere Duty 24.5hp	344	RC9YC	---	---	---	---	.030
T1400H	929	RL95YC	---	---	---	---	.030
T1460H, T1570, T1670 (Liquid Cooled V-Twin)	846	CJ14	---	---	5846	846EZ	.025
T1560H	896	L90C	---	---	---	---	.025
T1700HX	322	RN11YC4	302	N11YC	5322	322EZ	.030
T1760, TG1860 (Liquid Cooled V-Twin)	840	RCJ8	843	CJ8	5843	843EZ	.025
RIDING MOWER							
T1880 Kohler 18hp	71	RC12YC	946	QC12YC	5071	71EZ	.030
V-Twin; T2080 Kohler V-Twin 20hp	71	RC12YC	946	QC12YC	5071	71EZ	.030
V-Twin; T2380 Kohler V-Twin 23hp	71	RC12YC	946	QC12YC	5071	71EZ	.030
ZG227 Kubota 27hp	---	---	946	QC12YC	5322	322EZ	.025
ZERO-TURN MOWERS							
ZG222 Kubota KGZ770 22hp 768cc	327	RL87YC	312	L87YC	---	---	.025
ZG227, ZG327 Kubota KGZ770 22, 27hp 768cc	327	RL87YC	312	L87YC	---	---	.025

**LAWN & GARDEN EQUIPMENT**

BOUGIES POUR PETITS MOTEURS

Para motores de césped y jardín



Model/Engine	Copper Plus®		Alternate Plug		EZ Start™	EZ Start™ w/Eco•Core	Gap
	Stk #	Plug Type	Stk #	Plug Type			
KUT-KWICK							
LAWN MOWERS							
Briggs & Stratton	868	RJ19LM	861	J19LM	5861	861EZ	.030
Kohler	854	RH10C	844	H10C	---	---	.030
MOWERS							
Briggs & Stratton	868	RJ19LM	861	J19LM	5861	861EZ	.030
Kohler	854	RH10C	844	H10C	---	---	.030
V-Twin; Kohler V-Twin 23hp	71	RC12YC	946	QC12YC	5071	71EZ	.030
Twin; Onan Twin 24, 20hp	909	RS17YX	---	---	---	---	.030
Wisconsin	541	RD16	516	D16	---	---	.030
KWIK							
THATCHER							
Briggs & Stratton 5hp	868	RJ19LM	947	QJ19LM	5861	861EZ	.030
OHV; Honda OHV 5.5hp	415	RN9YC	300	N9YC	5322	322EZ	.030
KWIK KERB							
CONCRETE BORDERS							
Honda 2.5hp	846	CJ14	---	---	5846	846EZ	.030
OHV; Honda OHV 8, 5.5hp	322	RN11YC4	302	N11YC	5322	322EZ	.030
KWIK-TRENCH							
TRENCHERS							
Briggs & Stratton 5hp	868	RJ19LM	947	QJ19LM	5861	861EZ	.030
OHV; Honda OHV 5.5, 8hp	322	RN11YC4	302	N11YC	5322	322EZ	.030
OHV; Honda OHV 5hp	415	RN9YC	300	N9YC	5322	322EZ	.030
Wisconsin 4.6, 6, 5.5, 5hp	830	RL86C	306	L86C	---	---	.025
Wisconsin 7.5hp	327	RL87YC	312	L87YC	---	---	.025
KWIK-WAY							
BLOWERS, SHREDDERS, VACUUMS							
Briggs & Stratton	868	RJ19LM	861	J19LM	5861	861EZ	.030
Clinton	854	RH10C	844	H10C	---	---	.030
Kohler	868	RJ19LM	861	J19LM	5861	861EZ	.030
LA FONT							
LOG SPLITTERS							
Briggs & Stratton	868	RJ19LM	861	J19LM	5861	861EZ	.030
Kohler 23hp	854	RH10C	844	H10C	---	---	.030
Onan NHC	123	RN5C	120	N5C	---	---	.030
LAMBERT							
LAWN SWEEPERS, MULCHERS, SHREDDERS, THATCHERS, VACUUMS							
Briggs & Stratton 5hp	868	RJ19LM	947	QJ19LM	5861	861EZ	.030
Tecumseh	871	RJ8C	841	J8C	5843	843EZ	.030
LANCO							
TILLERS							
Briggs & Stratton 8hp	868	RJ19LM	947	QJ19LM	5861	861EZ	.030
V-Twin; Briggs & Stratton Vanguard V-Twin 12hp	431	RC14YC	---	---	5071	71EZ	.030
OHV; Honda OHV 8, 11hp	322	RN11YC4	302	N11YC	5322	322EZ	.030
LAND PRIDE							
MATERIAL INJECTORS, TURF SPRAYERS							
Briggs & Stratton 5hp	868	RJ19LM	947	QJ19LM	5861	861EZ	.030
Briggs & Stratton Vanguard 9hp	71	RC12YC	946	QC12YC	5071	71EZ	.030
OHV; Kohler OHV 6, 11hp	71	RC12YC	946	QC12YC	5071	71EZ	.040
RIDING MOWERS							
V-Twin; Kawasaki V-Twin 23hp	322	RN11YC4	302	N11YC	5322	322EZ	.040
LANDMARK							
LAWN MOWERS							
Briggs & Stratton	868	RJ19LM	861	J19LM	5861	861EZ	.030
Tecumseh	856	RJ17LM	845	J17LM	5861	861EZ	.030
SWEEPERS, THATCHERS, TRACTORS, VACUUMS							
Briggs & Stratton	868	RJ19LM	861	J19LM	5861	861EZ	.030
Tecumseh	856	RJ17LM	845	J17LM	5861	861EZ	.030



Model/Engine	Copper Plus®		Alternate Plug		EZ	EZ Start™	Gap
	Stk #	Plug Type	Stk #	Plug Type	Start™	w/Eco-Core	
LANDSCAPERS SUPPLY							
AERATORS							
OHV; Honda OHV 4hp	322	RN11YC4	302	N11YC	5322	322EZ	.030
LARGO							
CLEANING SYSTEM							
Briggs & Stratton Vanguard 16, 11, 14, 18hp	71	RC12YC	946	QC12YC	5071	71EZ	.030
Honda 13, 11hp	322	RN11YC4	302	N11YC	5322	322EZ	.030
LAWN CAD 2000							
CHIPPERS, SHREDDERS, CULTIVATORS, LAWN TRACTORS, TILLERS							
Briggs & Stratton 8hp	868	RJ19LM	947	QJ19LM	5861	861EZ	.030
RIDING MOWERS							
V-Twin; Briggs & Stratton Vanguard V-Twin 16hp	431	RC14YC	---	---	5071	71EZ	.030
LAWN CHIEF							
CHIPPERS, SHREDDERS, CULTIVATORS, LAWN TRACTORS, TILLERS							
Briggs & Stratton 12.5, 12, 3.5, 5, 10.5hp	868	RJ19LM	947	QJ19LM	5861	861EZ	.030
Twin; Briggs & Stratton Twin 18hp	868	RJ19LM	947	QJ19LM	5861	861EZ	.030
V-Twin; Briggs & Stratton Vanguard V-Twin 14hp	431	RC14YC	---	---	5071	71EZ	.030
Tecumseh 1.6hp	863	RCJ8Y	848	CJ8Y	5843	843EZ	.030
LAWN CRUISER							
LAWN MOWERS							
All Models	868	RJ19LM	861	J19LM	5861	861EZ	.030
LAWN FLITE							
LAWN MOWERS							
Briggs & Stratton	868	RJ19LM	861	J19LM	5861	861EZ	.030
Lauson	871	RJ8C	841	J8C	5843	843EZ	.030
Power Product Engine	871	RJ8C	841	J8C	5843	843EZ	.030
TILLERS, TRACTORS							
Twin; Briggs & Stratton Twin	868	RJ19LM	861	J19LM	5861	861EZ	.030
Tecumseh	871	RJ8C	841	J8C	5843	843EZ	.030
LAWN LEVELER							
LANDSCAPING RAKES							
LL44 Honda 2.5hp	846	CJ14	---	---	5846	846EZ	.030
LAWN LION							
LAWN MOWERS							
All Models	868	RJ19LM	861	J19LM	5861	861EZ	.030
LAWN MASTER							
LAWN MOWERS							
Briggs & Stratton	868	RJ19LM	861	J19LM	5861	861EZ	.030
Tecumseh	868	RJ19LM	861	J19LM	5861	861EZ	.030
REEL MOWERS, CHIPPER, MULCHERS							
Briggs & Stratton	868	RJ19LM	861	J19LM	5861	861EZ	.030
Briggs & Stratton Vanguard 4hp	71	RC12YC	946	QC12YC	5071	71EZ	.020
Tecumseh	868	RJ19LM	861	J19LM	5861	861EZ	.030
LAWN ROV'R							
GARDEN TRACTORS							
Briggs & Stratton	868	RJ19LM	861	J19LM	5861	861EZ	.030
Twin; Briggs & Stratton Twin	868	RJ19LM	861	J19LM	5861	861EZ	.030
Tecumseh	871	RJ8C	841	J8C	5843	843EZ	.030
LAWN MOWERS							
All Models	868	RJ19LM	861	J19LM	5861	861EZ	.030
LAWN ROWER							
LAWN MOWERS							
All Models	868	RJ19LM	861	J19LM	5861	861EZ	.030

**LAWN & GARDEN EQUIPMENT**BOUGIES POUR PETITS MOTEURS
Para motores de césped y jardín

Model/Engine	Copper Plus®		Alternate Plug		EZ Start™	EZ Start™ w/Eco-Core	Gap
	Stk #	Plug Type	Stk #	Plug Type			
LAWN SCOUT							
LAWN MOWERS							
Briggs & Stratton	868	RJ19LM	861	J19LM	5861	861EZ	.030
Tecumseh	871	RJ8C	841	J8C	5843	843EZ	.030
LAWN-BOY							
LAWN MOWERS							
10641, 10640 Briggs & Stratton 6.5hp	868	RJ19LM	947	QJ19LM	5861	861EZ	
10682, 10683, 10684, 10685, 10686, 10687, 10780, 10785 Tecumseh LV195 195cc	868	RJ19LM	947	QJ19LM	5861	861EZ	
OHV; 10694, 10695, 10696, 10697, 10795, 10796, 10797 Honda GCV160 OHV 5.5hp 160cc	415	RN9YC	---	---	5322	322EZ	.030
OHV; 22270 Honda GSV190 OHV 6.5hp 190cc	322	RN11YC4	302	N11YC	5322	322EZ	.030
Briggs & Stratton	868	RJ19LM	947	QJ19LM	5861	861EZ	.030
2-Cycle; Goldpro Series, Silverpro Series 2-Cycle 6.5hp	863	RCJ8Y	848	CJ8Y	5843	843EZ	.030
Lawn-Boy 4535 CT, 8290	592	RJ12C	---	---	---	---	.030
Electronic Ignition; Lawn-Boy Electronic Ignition	846	CJ14	---	---	5846	846EZ	.035
Standard Ignition; Lawn-Boy Standard Ignition	846	CJ14	---	---	5846	846EZ	.030
4-Cycle; Silver Series 4-Cycle	868	RJ19LM	861	J19LM	5861	861EZ	.030
Tecumseh	868	RJ19LM	861	J19LM	5861	861EZ	.030
RIDING MOWERS, TILLERS, TRIMMERS							
61620, 61638, 61653	872	RDJ7Y	855	DJ7Y	5851	851EZ	.030
80040, 81182, 81180, 81191	868	RJ19LM	861	J19LM	5861	861EZ	.030
81245, 81250 530cc	71	RC12YC	946	QC12YC	5071	71EZ	.020
Briggs & Stratton 13, 12, 8, 11, 5, 2, 12.5hp	868	RJ19LM	947	QJ19LM	5861	861EZ	.030
Twin; Briggs & Stratton Twin 16hp	868	RJ19LM	947	QJ19LM	5861	861EZ	.030
Twin; Kohler Twin 18hp	25	RV17YC	---	---	---	---	.025
Power Products	872	RDJ7Y	855	DJ7Y	5851	851EZ	.030
Tecumseh	868	RJ19LM	861	J19LM	5861	861EZ	.030
ZERO-TURN MOWERS							
Z310, Z330 Briggs & Stratton Intek 465cc	71	RC12YC	946	QC12YC	5071	71EZ	.030
Z320 Honda GXV530 390cc	322	RN11YC4	302	N11YC	5322	322EZ	.030
Z340, Z350 Honda GXV530 530cc	322	RN11YC4	302	N11YC	5322	322EZ	.030
LAWN-CHIEF							
LAWN MOWERS							
Briggs & Stratton 3.75, 4, 5, 3.5hp	868	RJ19LM	947	QJ19LM	5861	861EZ	.030
LAWN-CYCLE							
LAWN MOWERS							
All Models	868	RJ19LM	861	J19LM	5861	861EZ	.030
LAWNCRAFT							
LAWN MOWERS							
All Models	868	RJ19LM	861	J19LM	5861	861EZ	.030
TILLERS							
Briggs & Stratton	868	RJ19LM	861	J19LM	5861	861EZ	.030
LAY-MOR							
SWEEPERS							
Briggs & Stratton 5hp	868	RJ19LM	947	QJ19LM	5861	861EZ	.030
Continental TM-27 61hp	415	RN9YC	300	N9YC	5322	322EZ	.035
OHV; Honda OHV 8, 5.5hp	322	RN11YC4	302	N11YC	5322	322EZ	.030
Kohler 8hp	854	RH10C	844	H10C	---	---	.030
LAZY BOY							
LAWN MOWERS							
All Models	868	RJ19LM	861	J19LM	5861	861EZ	.030
TILLERS							
Briggs & Stratton	868	RJ19LM	861	J19LM	5861	861EZ	.030
LEE TILLERS							
TILLERS							
Briggs & Stratton 5, 3.5hp	868	RJ19LM	947	QJ19LM	5861	861EZ	.030
Tecumseh 1.6hp	863	RCJ8Y	848	CJ8Y	5843	843EZ	.030



Model/Engine	Copper Plus®		Alternate Plug		EZ Start™	EZ Start™ w/Eco-Core	Gap
	Stk #	Plug Type	Stk #	Plug Type			
LEGUAN							
AERIAL LIFT							
Honda 13, 11hp	322	RN11YC4	302	N11YC	5322	322EZ	.030
LESCO							
LAWN MOWERS							
OHV; Honda OHV 5.5hp	322	RN11YC4	302	N11YC	5322	322EZ	.030
OHV; Kawasaki OHV 5hp	322	RN11YC4	302	N11YC	5322	322EZ	.030
LESCO EQUIPMENT							
AERATORS, BLOWERS, DETHATCHER, EDGERS, MOWERS, SPRAYERS, SPREADERS							
Briggs & Stratton 3, 5, 8, 14hp	868	RJ19LM	947	QJ19LM	5861	861EZ	.030
V-Twin; Briggs & Stratton Vanguard V-Twin 16hp	431	RC14YC	---	---	5071	71EZ	.030
Echo	863	RCJ8Y	848	CJ8Y	5843	843EZ	.025
OHV; Honda OHV 5.5, 4, 13, 8hp	322	RN11YC4	302	N11YC	5322	322EZ	.030
Kawasaki 13, 17, 14hp	322	RN11YC4	302	N11YC	5322	322EZ	.030
Liquid-Cooled; Kawasaki Liquid-Cooled V-Twin 20hp	840	RCJ8	843	CJ8	5843	843EZ	.030
V-Twin; Kawasaki V-Twin 17hp	863	RCJ8Y	848	CJ8Y	5843	843EZ	.025
V-Twin; Kawasaki V-Twin 19, 21, 23hp	322	RN11YC4	302	N11YC	5322	322EZ	.030
Kohler 15hp	71	RC12YC	946	QC12YC	5071	71EZ	.040
Kohler 8hp	854	RH10C	844	H10C	---	---	.030
OHV; Kohler OHV 14hp	322	RN11YC4	302	N11YC	5322	322EZ	.040
Twin; Kohler Twin 20hp	25	RV17YC	---	---	---	---	.025
V-Twin; Kohler V-Twin 20, 25, 22hp	71	RC12YC	946	QC12YC	5071	71EZ	.030
LHB2100, LBB4200	863	RCJ8Y	848	CJ8Y	5843	843EZ	.025
LHB2500, LHE2500, LHB4400	852	RCJ6Y	858	CJ6Y	5852	852EZ	.030
Twin; Onan Twin 18hp	909	RS17YX	---	---	---	---	.025
TRIMMERS							
LHD2400, LHS3025 Hedge Trimmers, LHS4025 Hedge Trimmers, LST2600	852	RCJ6Y	858	CJ6Y	5852	852EZ	.030
LHE2475, LHD1700 Hedge Trimmers, LHS3050, LHS4050 Hedge Trimmers, LST2100, LST2450	863	RCJ8Y	848	CJ8Y	5843	843EZ	.025
LICKETY-CHIPPER							
CHIPPERS, SHREDDER, COMPOSTERS							
Kohler	868	RJ19LM	861	J19LM	5861	861EZ	.030
KPM-4	871	RJ8C	841	J8C	5843	843EZ	.030
Wisconsin	404	RN12YC	38	N12YC	---	---	.030
WPM-4	541	RD16	516	D16	---	---	.030
LIL' BRUTE							
CORDWOOD SAW							
Kohler 12, 16, 14hp	854	RH10C	844	H10C	---	---	.030
LIL' BUBBA							
AUGERS							
OHV; Honda OHV 4, 5.5hp	322	RN11YC4	302	N11YC	5322	322EZ	.030
CONCRETE BORDERS							
OHV; Honda GX100 OHV 3hp	808	Z9Y	---	---	---	---	.030
LIMA							
LAWN MOWERS							
Clinton	854	RH10C	844	H10C	---	---	.025
Lauson	868	RJ19LM	861	J19LM	5861	861EZ	.030
LINDELL							
SWEEPERS							
Briggs & Stratton	868	RJ19LM	861	J19LM	5861	861EZ	.030
LINDIG							
CHIPPERS, COMPOSTERS, LOG SPLITTERS, SHREDDERS							
Apache, M-4, M-8, M-10, M-12	871	RJ8C	841	J8C	5843	843EZ	.030
Briggs & Stratton	868	RJ19LM	861	J19LM	5861	861EZ	.030
Concho, KM-10, Kajon Briggs & Stratton	868	RJ19LM	861	J19LM	5861	861EZ	.030
IHC UD-221, UC-263, UC-135B	526	RD15Y	515	D15Y	---	---	.025
Kajon Kohler 4, 10hp	854	RH10C	844	H10C	---	---	.030
Kohler 10, 20, 12, 16hp	854	RH10C	844	H10C	---	---	.030
Kohler K181 8hp	868	RJ19LM	861	J19LM	5861	861EZ	.030

**LAWN & GARDEN EQUIPMENT**BOUGIES POUR PETITS MOTEURS
Para motores de césped y jardín

Model/Engine	Copper Plus®		Alternate Plug		EZ Start™	EZ Start™ w/Eco•Core	Gap
	Stk #	Plug Type	Stk #	Plug Type			
LINDIG (cont)							
CHIPPERS, COMPOSTERS, LOG SPLITTERS, SHREDDERS (cont)							
KT15, KT15X, XR930	541	RD16	516	D16	---	---	.030
Series 900 Chippers Wisconsin V465D	404	RN12YC	38	N12YC	---	---	.030
Series 900 Chippers Wisconsin VH4D	541	RD16	516	D16	---	---	.030
Tecumseh	871	RJ8C	841	J8C	5843	843EZ	.030
Wisconsin 18.2, 30, 14hp	541	RD16	516	D16	---	---	.025
XR12130, XR16130 Ford 300cid	129	RF10C	---	---	---	---	.030
XR1265 Ford 172cid	854	RH10C	844	H10C	---	---	.030
XR16160 Ford 330cid	129	RF10C	---	---	---	---	.030
XR965	404	RN12YC	38	N12YC	---	---	.030
LINE-WARD							
LINE LAYERS							
Kohler 16hp	854	RH10C	844	H10C	---	---	.030
LIT-R-BLO							
BLOWERS							
Briggs & Stratton	868	RJ19LM	861	J19LM	5861	861EZ	.030
Kawasaki 7.5hp	806	L92YC	---	---	---	---	.030
Tecumseh	871	RJ8C	841	J8C	5843	843EZ	.030
LITTER-VAC							
SWEEPERS							
Tecumseh	871	RJ8C	841	J8C	5843	843EZ	.030
LITTLE BEAVER							
EARTH DRILLS, HYDRAULIC POWER							
Briggs & Stratton 8, 7, 5, 11hp	868	RJ19LM	947	QJ19LM	5861	861EZ	.030
V-Twin; Briggs & Stratton Vanguard V-Twin 16hp	431	RC14YC	---	---	5071	71EZ	.030
Clinton	871	RJ8C	841	J8C	5843	843EZ	.030
OHV; Honda OHV 5hp	415	RN9YC	300	N9YC	5322	322EZ	.030
OHV; Honda OHV 8, 9, 11hp	322	RN11YC4	302	N11YC	5322	322EZ	.030
Kohler	868	RJ19LM	861	J19LM	5861	861EZ	.030
Robin 5, 11, 7hp	830	RL86C	306	L86C	---	---	.030
Tecumseh	856	RJ17LM	845	J17LM	5861	861EZ	.030
LITTLE DAVID							
Stump Removers	871	RJ8C	841	J8C	5843	843EZ	.030
LITTLE GIANT							
ELEVATOR							
14mm Heads	871	RJ8C	841	J8C	5843	843EZ	.025
18mm Heads	541	RD16	516	D16	---	---	.025
LITTLE WONDER							
BLOWERS, CHIPPER, SHREDDERS, CULTIVATORS, EDGER, TRIMMERS, HEDGETRIMMERS, TILLERS, VACUUMS							
Single Cylinder; Briggs & Stratton Single Cylinder	868	RJ19LM	947	QJ19LM	5861	861EZ	.030
Briggs & Stratton Vanguard 9hp	71	RC12YC	946	QC12YC	5071	71EZ	.030
V-Twin; Briggs & Stratton Vanguard V-Twin 16hp	431	RC14YC	---	---	5071	71EZ	.030
Echo	840	RCJ8	843	CJ8	5843	843EZ	.030
OHV; Honda OHV 9, 13hp	322	RN11YC4	302	N11YC	5322	322EZ	.030
Kawasaki 3, 4hp	840	RCJ8	843	CJ8	5843	843EZ	.030
Kawasaki 7.5hp	806	L92YC	---	---	---	---	.030
Kioritz	863	RCJ8Y	848	CJ8Y	5843	843EZ	.030
V-Twin; Kohler Command Pro V-Twin 22, 27hp	71	RC12YC	946	QC12YC	5071	71EZ	.040
Kohler K181 8, 4hp	868	RJ19LM	861	J19LM	5861	861EZ	.030
Mantis Briggs & Stratton	868	RJ19LM	947	QJ19LM	5861	861EZ	.030
Mantis Kawasaki	840	RCJ8	843	CJ8	5843	843EZ	.030
Ohlsson & Rice	846	CJ14	---	---	5846	846EZ	.030
LAWN MOWERS							
Briggs & Stratton	868	RJ19LM	947	QJ19LM	5861	861EZ	.030
Kohler	871	RJ8C	841	J8C	5843	843EZ	.030



Model/Engine	Copper Plus®		Alternate Plug		EZ	EZ Start™	Gap
	Stk #	Plug Type	Stk #	Plug Type	Start™	w/Eco-Core	
LO-BLO							
AIR BROOMS							
Briggs & Stratton	868	RJ19LM	947	QJ19LM	5861	861EZ	.030
Clinton	854	RH10C	844	H10C	---	---	.025
Kohler 7, 4hp	868	RJ19LM	861	J19LM	5861	861EZ	.030
Kohler K321 14, 8hp	868	RJ19LM	861	J19LM	5861	861EZ	.030
Kohler K331 14, 10hp	854	RH10C	844	H10C	---	---	.030
Tecumseh	871	RJ8C	841	J8C	5843	843EZ	.030
Wisconsin S8D	541	RD16	516	D16	---	---	.030
LOCKE							
LAWN MOWERS							
Briggs & Stratton	868	RJ19LM	861	J19LM	5861	861EZ	.030
TURF EQUIPMENT							
18mm Heads	541	RD16	516	D16	---	---	.025
Briggs & Stratton	868	RJ19LM	947	QJ19LM	5861	861EZ	.030
Briggs & Stratton Intek 6.5hp	71	RC12YC	946	QC12YC	5071	71EZ	.020
Briggs & Stratton Vanguard 5.5, 6hp	71	RC12YC	946	QC12YC	5071	71EZ	.020
OHV; Honda OHV 5hp	415	RN9YC	300	N9YC	5322	322EZ	.030
OHV; Honda OHV 8, 5.5hp	322	RN11YC4	302	N11YC	5322	322EZ	.030
Kohler	854	RH10C	844	H10C	---	---	.025
LOGAN							
LOG SPLITTERS							
MS98000T B18C1	868	RJ19LM	861	J19LM	5861	861EZ	.030
LONMORE							
MOWERS							
OHV; Kawasaki OHV 20, 14hp	322	RN11YC4	302	N11YC	5322	322EZ	.030
OHV; Kohler OHV 15hp	71	RC12YC	946	QC12YC	5071	71EZ	.040
OHV; Tecumseh OHV 16hp	104	RN4C	803	N4C	---	---	.030
M-B							
LINE MARKERS, POWER BROOMS, SWEEPERS							
Briggs & Stratton 10, 5hp	868	RJ19LM	947	QJ19LM	5861	861EZ	.030
V-Twin; Briggs & Stratton Vanguard V-Twin 18hp	431	RC14YC	---	---	5071	71EZ	.030
OHV; Honda OHV 5.5hp	322	RN11YC4	302	N11YC	5322	322EZ	.030
M-C							
LAWN MOWERS							
All Models	868	RJ19LM	861	J19LM	5861	861EZ	.030
PICKUP MOWERS							
Lawn Genie Briggs & Stratton 10, 16hp	868	RJ19LM	947	QJ19LM	5861	861EZ	.030
Lawn Genie Briggs & Stratton Vanguard 16hp	71	RC12YC	946	QC12YC	5071	71EZ	.030
M-E TILLER							
TILLERS							
14mm Heads	871	RJ8C	841	J8C	5843	843EZ	.025
18mm Heads	541	RD16	516	D16	---	---	.025
MACKINAW							
LOG SPLITTERS							
Briggs & Stratton	868	RJ19LM	861	J19LM	5861	861EZ	.030
MAGIC LINE							
GARDEN TRACTORS							
Briggs & Stratton	868	RJ19LM	861	J19LM	5861	861EZ	.030
MAGNA							
LOG SPLITTERS, MULCHERS, TILLERS							
Briggs & Stratton	868	RJ19LM	861	J19LM	5861	861EZ	.030
Tecumseh	871	RJ8C	841	J8C	5843	843EZ	.030
MAIBO							
PRUNERS							
Briggs & Stratton	868	RJ19LM	861	J19LM	5861	861EZ	.030

**LAWN & GARDEN EQUIPMENT**BOUGIES POUR PETITS MOTEURS
Para motores de césped y jardín

Model/Engine	Copper Plus®		Alternate Plug		EZ Start™	EZ Start™ w/Eco•Core	Gap
	Stk #	Plug Type	Stk #	Plug Type			
MAINLINE							
LAWN MOWERS							
Acme	830	RL86C	306	L86C	---	---	.030
Briggs & Stratton	868	RJ19LM	947	QJ19LM	5861	861EZ	.030
TURF EQUIPMENT, LOG SPLITTERS							
Acme 5.7, 8, 10hp	896	L90C	---	---	---	---	.030
Briggs & Stratton 5hp	868	RJ19LM	947	QJ19LM	5861	861EZ	.030
ML35 Cultivator	849	CJ6	---	---	---	---	.030
MAKITA							
BLOWERS, EDGERS							
RBE250, RBL500	852	RCJ6Y	858	CJ6Y	5852	852EZ	.030
RBL250, Stick Edger	840	RCJ8	843	CJ8	5843	843EZ	.030
TRIMMERS							
DBC300, DBC301, DST300	852	RCJ6Y	858	CJ6Y	5852	852EZ	.030
EH561, EH760 Hedge Trimmers	849	CJ6	---	---	---	---	.030
EM4251, RBC221, RBC230, RBC251, RBC25A, RBC253, RBL25A, RBC252, RBC255, RBC260, RBC261, RBC310, RBC311, RBC321, RBE250, RST250	840	RCJ8	843	CJ8	5843	843EZ	.030
MANG							
LAWN MOWERS							
Briggs & Stratton	868	RJ19LM	861	J19LM	5861	861EZ	.030
Kohler 7hp	868	RJ19LM	861	J19LM	5861	861EZ	.030
MOWERS, TILLERS							
Briggs & Stratton	868	RJ19LM	861	J19LM	5861	861EZ	.030
Kohler 10hp	854	RH10C	844	H10C	---	---	.030
Kohler 7hp	868	RJ19LM	861	J19LM	5861	861EZ	.030
Robin EY44W, EY25	830	RL86C	306	L86C	---	---	.030
Wisconsin AENL	541	RD16	516	D16	---	---	.030
MARAUDER							
LAWN MOWERS							
Briggs & Stratton	868	RJ19LM	861	J19LM	5861	861EZ	.030
Iron Horse	592	RJ12C	---	---	---	---	.025
MARK MACHINE							
TRIMMERS							
1930, 1940, 2130	865	RDJ8J	847	DJ8J	5847	847EZ	.030
2800, 2840, 3000M, 3040M, 4000M	840	RCJ8	843	CJ8	5843	843EZ	.030
MARUYAMA							
BLOWERS, EDGERS, HEDGETRIMMERS, MISTERS, SPRAYERS, TILLERS							
BL230, BL400, BL471, BL480, HT210L, HT250, HT250L	840	RCJ8	843	CJ8	5843	843EZ	.025
BL2600, BLL2600, BL5400SP, BL5400W, BL5500, BL4500, BL4600, BL6700	852	RCJ6Y	858	CJ6Y	5852	852EZ	.030
BL4500HA, BL4500SP, BL4800, BL4801	849	CJ6	---	---	---	---	.025
ED260, ED261, ED2300, ED2610, ED2320, ED2620, EHT260D, EHT2300D, EHT2600D, ETH2250DS, HT159, HT159L, HT220, HT220L, HT242, HT230, HT230D, HT230L, HT242L, HT260D, HT2200, HT2210, HT2300, HT2300D, HT2300L, HT2320, HT2320D, HT2300DL, ML23H, MS046, MS056, MS056E, MS036, MS045D, MSO55D, MSO68, MS055ED, MD155DX, MD157, MD159	863	RCJ8Y	848	CJ8Y	5843	843EZ	.025
MD150DX	102	RJ6C	823	J6C	---	---	.025
MS153-50TH	846	CJ14	---	---	5846	846EZ	.030
MS153EMH, MS253ECKFR, MS253-50TH, MS253-100TH	929	RL95YC	---	---	---	---	.025
MS410EC-2MR, MS410-100TH	840	RCJ8	843	CJ8	5843	843EZ	.030
BRUSHCUTTERS, TRIMMERS							
BC200, BC200C, BC201, BC201C, BC260, BC260C, BC260H, BC320, BC320H, BC402M, BC420H, BC480M, BC500H, BC2300, BC2320, BC2620, BC2030, BC3020, BC2600, BC2800, BC3200, BC4200H, BCL2250, BCL2250C, BCL2550, MC260, MC260C, MC260D, MC260E, MC260S, MC260T, MC261, MC321, MC2300, MC2610, MC2310, MC2320, MC2620, MC3210, ML23, ML23S, MT23, BC2321, BC2321C, BC2621, BC3021, BC4250H, BC5050H	863	RCJ8Y	848	CJ8Y	5843	843EZ	.025
BC22H, BC23H, BCGX22, BCGX31 (4-Cycle)	808	Z9Y	---	---	---	---	.030



Model/Engine	Copper Plus®		Alternate Plug		EZ	EZ Start™	Gap
	Stk #	Plug Type	Stk #	Plug Type	Start™	w/Eco-Core	
MASPORT							
TILLERS							
Briggs & Stratton	868	RJ19LM	861	J19LM	5861	861EZ	.030
MASSEY-FERGUSON							
GARDEN , YARD, LAWN TRACTORS							
V-Twin; Kohler Command V-Twin 23, 20hp	71	RC12YC	946	QC12YC	5071	71EZ	.030
GARDEN TRACTORS							
MF1200, MF1450, MF1650	854	RH10C	844	H10C	---	---	.030
MF1655	857	RH18Y	---	---	---	---	.030
MF85	840	RCJ8	843	CJ8	5843	843EZ	.030
GARDEN, YARD, LAWN TRACTORS							
V-Twin; Briggs & Stratton Vanguard V-Twin 16, 15hp	431	RC14YC	---	---	5071	71EZ	.030
LAWN MOWERS							
All Models	868	RJ19LM	861	J19LM	5861	861EZ	.030
MASTERCRAFT							
LAWN MOWERS							
Briggs & Stratton	868	RJ19LM	861	J19LM	5861	861EZ	.030
Tecumseh	868	RJ19LM	861	J19LM	5861	861EZ	.030
RIDING MOWERS, TILLERS							
Briggs & Stratton	868	RJ19LM	861	J19LM	5861	861EZ	.030
Briggs & Stratton Vanguard	431	RC14YC	---	---	5071	71EZ	.030
MASTERCUT							
BRUSHCUTTERS, EDGERS, TRIMMERS							
Briggs & Stratton	868	RJ19LM	861	J19LM	5861	861EZ	.030
LAWN MOWERS							
Briggs & Stratton	868	RJ19LM	947	QJ19LM	5861	861EZ	.030
Tecumseh	871	RJ8C	841	J8C	5843	843EZ	.025
MATIS							
CULTIVATORS, TILLERS							
Echo	863	RCJ8Y	848	CJ8Y	5843	843EZ	.030
MAVERICK							
LAWN MOWERS							
All Models	868	RJ19LM	861	J19LM	5861	861EZ	.030
MAXIM							
EDGERS, LOG SPLITTERS, MOWERS, TILLERS, UTILITY CARTS							
Briggs & Stratton 3, 6, 8, 8.5, 5, 5.5, 3.5, 12hp	868	RJ19LM	947	QJ19LM	5861	861EZ	.030
Briggs & Stratton Intek Pro 6.5, 6hp	71	RC12YC	946	QC12YC	5071	71EZ	.020
Briggs & Stratton Vanguard 5hp	71	RC12YC	946	QC12YC	5071	71EZ	.020
V-Twin; Briggs & Stratton Vanguard V-Twin 20, 14, 16hp	431	RC14YC	---	---	5071	71EZ	.030
OHV; Honda OHV 13, 4, 8, 5.5, 5hp	322	RN11YC4	302	N11YC	5322	322EZ	.030
Robin 4.6, 6hp	415	RN9YC	300	N9YC	5322	322EZ	.025
Tecumseh 6, 5hp	871	RJ8C	841	J8C	5843	843EZ	.030
LAWN MOWERS							
Briggs & Stratton	868	RJ19LM	947	QJ19LM	5861	861EZ	.030
Honda 5hp	415	RN9YC	300	N9YC	5322	322EZ	.030
Tecumseh	868	RJ19LM	861	J19LM	5861	861EZ	.030
MCCULLOCH							
BLOWERS, VACUUMS							
ASB3206 Air Stream 30cc	965	RZ7C	---	---	---	---	.025
Eager Beaver Backpack Blower, Eager Beaver Blower, Power Blower, Eager Beaver Blower/Vacuum, Eager Beaver III Blower, Eager Beaver IV Blower/Vacuum, Mac III & IV Blower/Vacuum, Mac 280B, 320B, 320BV, BP325, Pro Stream Blower, Pro Stream Blower/Vacuum, Silver Eagle Blower, Silver Eagle III Blower, Silver Eagle IV Blower/Vacuum, Silver Eagle V Backpack Blower, Super Air Stream III Blower, Super Air Stream IV Blower/Vacuum, Titan PB250, PB280, PB380	865	RDJ8J	847	DJ8J	5847	847EZ	.025
Pro Mac BP4300	849	CJ6	---	---	---	---	.025
Pro Mac PB250	872	RDJ7Y	855	DJ7Y	5851	851EZ	.025
LAWN MOWERS							
All Models	868	RJ19LM	861	J19LM	5861	861EZ	.030

**LAWN & GARDEN EQUIPMENT**

BOUGIES POUR PETITS MOTEURS

Para motores de césped y jardín



Model/Engine	Copper Plus®		Alternate Plug		EZ Start™	EZ Start™ w/Eco•Core	Gap
	Stk #	Plug Type	Stk #	Plug Type			
MCCULLOCH (cont)							
TRIMMERS							
GHT2024, GHT2030 Hedge Trimmer, Pro Mac 2320L, 2335J, 2635B, 2635GLE, Pro Mac 2635J, 3335L, 4335B	840	RCJ8	843	CJ8	5843	843EZ	.030
GHT30 Hedge Trimmer, Pro Mac 2025, 2035, 2045, Pro Mac 2560, 2560HD, Pro Mac 2510, Titan 2000, 2030, 2100, 2250, Titan 2310, 2360, 2500, Titan 2560AV, 2565AV, Titan GLE2380, GLE2580AV	872	RDJ7Y	855	DJ7Y	5851	851EZ	.025
III, Eager Beaver I, SX, Super, Eager Beaver II, SL, Eager Beaver III, Eager Beaver IV, Eager Beaver 280, 282, 285, 287, Eager Beaver 325, 327, Mac GHT17, -19, 22 Hedge Trimmers, Mac 65, Mac 80, Mac 99, Mac 328GLE Edgers, Mac 284S, Mac 1385J, 1385L, 2380L, Mac 2815, 2816, 2816B, 2817, 2818, 2825, Mac 2827, 3225, 3227, 3227S, 3227HD, Pro Mac I, II, III Super, IV HD, Pro Mac 3000, 4100, Pro-Scalper I, Pro-Scalper 28S, 32HDS, Roadrunner I, Silver Eagle 28, 28c, 29, 32, Silver Eagle 32bc, 32bcs Dlx., Super Mac 80, S, Super Mac 85, Titan GHT24, GHT30 Hedge Trimmers, Titan 3000, 3900, Titan GPO22 Engine, Pro-Scalper II	865	RDJ8J	847	DJ8J	5847	847EZ	.025
MT3310 28cc	865	RDJ8J	847	DJ8J	5847	847EZ	.025
MT3311 32cc	865	RDJ8J	847	DJ8J	5847	847EZ	.025
Pro Mac DBC300, DBS300, DBC301	852	RCJ6Y	858	CJ6Y	5852	852EZ	.030
MCDONOUGH							
LAWN MOWERS							
All Models	868	RJ19LM	861	J19LM	5861	861EZ	.030
MCLANE							
EDGERS, MOWERS, TRIMMERS							
Briggs & Stratton 6, 4, 5, 3.5, 5.5hp	868	RJ19LM	947	QJ19LM	5861	861EZ	.030
Honda 2.2, 2.5hp	846	CJ14	---	---	5846	846EZ	.030
OHV; Honda OHV 5.5, 4hp	322	RN11YC4	302	N11YC	5322	322EZ	.030
OHV; Honda OHV 5hp	415	RN9YC	300	N9YC	5322	322EZ	.030
OHV; Kawasaki OHV 5hp	322	RN11YC4	302	N11YC	5322	322EZ	.030
Kohler 4hp	868	RJ19LM	861	J19LM	5861	861EZ	.030
Tecumseh 5hp	871	RJ8C	841	J8C	5843	843EZ	.030
LAWN MOWERS							
Briggs & Stratton 3.5, 5, 5.5, 6, 4hp	868	RJ19LM	947	QJ19LM	5861	861EZ	.030
Honda 2.5hp	846	CJ14	---	---	5846	846EZ	.025
Honda G130 3.5hp	808	Z9Y	---	---	---	---	.030
Honda G150 3.5hp	896	L90C	---	---	---	---	.030
Honda G40 4hp	830	RL86C	306	L86C	---	---	.030
OHV; Honda OHV 4, 5.5hp	322	RN11YC4	302	N11YC	5322	322EZ	.030
OHV; Honda OHV 5hp	415	RN9YC	300	N9YC	5322	322EZ	.030
Kawasaki 5hp	322	RN11YC4	302	N11YC	5322	322EZ	.030
Kohler 4hp	868	RJ19LM	861	J19LM	5861	861EZ	.030
MEADE							
LAWN MOWERS							
All Models	868	RJ19LM	861	J19LM	5861	861EZ	.030
MELEX							
UTILITY VEHICLES							
Briggs & Stratton Vanguard 9hp	71	RC12YC	946	QC12YC	5071	71EZ	.030
MELIN							
15, 30	871	RJ8C	841	J8C	5843	843EZ	.030
20, 25, 45	541	RD16	516	D16	---	---	.032
60, 75	541	RD16	516	D16	---	---	.030
MENNING							
SPRAYERS							
All Models	840	RCJ8	843	CJ8	5843	843EZ	.030



Model/Engine	Copper Plus®		Alternate Plug		EZ Start™	EZ Start™ w/Eco-Core	Gap
	Stk #	Plug Type	Stk #	Plug Type			
MEP							
AERATORS, MOWERS, SICKLES, TILLERS							
Briggs & Stratton 5, 15hp	868	RJ19LM	947	QJ19LM	5861	861EZ	.030
Tecumseh 2hp	852	RCJ6Y	858	CJ6Y	5852	852EZ	.030
Tecumseh 3.5, 6, 3.8hp	868	RJ19LM	861	J19LM	5861	861EZ	.030
Tecumseh 4hp	871	RJ8C	841	J8C	5843	843EZ	.030
LAWN MOWERS							
Single Cylinder; Briggs & Stratton Single Cylinder	868	RJ19LM	861	J19LM	5861	861EZ	.030
Honda 2.5hp	846	CJ14	---	---	5846	846EZ	.025
OHC; Honda OHC 5.5hp	415	RN9YC	300	N9YC	5322	322EZ	.030
OHV; Honda OHV 5hp	415	RN9YC	300	N9YC	5322	322EZ	.030
Tecumseh 5.5, 5, 3.8, 3.5, 4hp	868	RJ19LM	861	J19LM	5861	861EZ	.030
OHV; Tecumseh OHV 5.5hp	104	RN4C	803	N4C	---	---	.030
MERRY MAC							
BLOWERS, CHIPPER, SHREDDERS, STUMP CUTTERS							
Briggs & Stratton 8, 5hp	868	RJ19LM	947	QJ19LM	5861	861EZ	.030
OHV; Honda OHV 5.5hp	322	RN11YC4	302	N11YC	5322	322EZ	.030
OHV; Kawasaki OHV 5.3hp	322	RN11YC4	302	N11YC	5322	322EZ	.030
Kohler 8hp	854	RH10C	844	H10C	---	---	.030
Twin; Kohler Twin 16hp	25	RV17YC	---	---	---	---	.025
MERRY TILLER							
TILLERS							
Briggs & Stratton 3.5, 5, 3hp	868	RJ19LM	861	J19LM	5861	861EZ	.030
Clinton	871	RJ8C	841	J8C	5843	843EZ	.030
Kohler 4hp	868	RJ19LM	861	J19LM	5861	861EZ	.030
Robin EY18-3W	830	RL86C	306	L86C	---	---	.030
Tecumseh	868	RJ19LM	861	J19LM	5861	861EZ	.030
MI-T-VAC							
LOADERS, SWEEPERS							
Briggs & Stratton	868	RJ19LM	861	J19LM	5861	861EZ	.030
Kohler 4, 14hp	868	RJ19LM	861	J19LM	5861	861EZ	.030
Tecumseh	840	RCJ8	843	CJ8	5843	843EZ	.030
MICHAELS							
LAWN MOWERS							
Briggs & Stratton	868	RJ19LM	861	J19LM	5861	861EZ	.030
Kohler 7hp	868	RJ19LM	861	J19LM	5861	861EZ	.030
MIDDLESWORTH							
DETHATCHERS, MOWERS							
Briggs & Stratton 11hp	868	RJ19LM	947	QJ19LM	5861	861EZ	.030
OHV; Honda OHV 11hp	322	RN11YC4	302	N11YC	5322	322EZ	.030
LAWN MOWERS							
Briggs & Stratton	868	RJ19LM	861	J19LM	5861	861EZ	.030
Kohler	854	RH10C	844	H10C	---	---	.030
MIDLAND							
LAWN AERATORS, CHIPPER, SHREDDERS, COMBERS, SEEDERS, SOD CUTTERS, VACUUMS							
18mm Heads	541	RD16	516	D16	---	---	.030
2-Cycle	846	CJ14	---	---	5846	846EZ	.030
4-Cycle	871	RJ8C	841	J8C	5843	843EZ	.030
MIGHTY MAC							
BLOWERS, CHIPPER, SHREDDERS, SPRAYERS, STUMP CUTTERS, VACUUMS							
Briggs & Stratton 3, 5, 3.5, 8hp	868	RJ19LM	861	J19LM	5861	861EZ	.030
Briggs & Stratton Vanguard 5.5, 9hp	71	RC12YC	946	QC12YC	5071	71EZ	.030
V-Twin; Briggs & Stratton Vanguard V-Twin 16hp	431	RC14YC	---	---	5071	71EZ	.030
OHV; Honda OHV 5.5hp	322	RN11YC4	302	N11YC	5322	322EZ	.030
OHV; Honda OHV 5hp	415	RN9YC	300	N9YC	5322	322EZ	.030
OHV; Kawasaki OHV 5.3hp	322	RN11YC4	302	N11YC	5322	322EZ	.030
Kohler 16, 12hp	854	RH10C	844	H10C	---	---	.030
Twin; Kohler Twin 16hp	25	RV17YC	---	---	---	---	.025
Tecumseh 3.5, 8hp	871	RJ8C	841	J8C	5843	843EZ	.030

**LAWN & GARDEN EQUIPMENT**

BOUGIES POUR PETITS MOTEURS

Para motores de césped y jardín



Model/Engine	Copper Plus®		Alternate Plug		EZ Start™	EZ Start™ w/Eco•Core	Gap
	Stk #	Plug Type	Stk #	Plug Type			
MIGHTY MOUSE							
GARDEN TRACTORS							
Briggs & Stratton	868	RJ19LM	861	J19LM	5861	861EZ	.025
Wisconsin	541	RD16	516	D16	---	---	.025
MIGHTY MURC							
LOG SPLITTERS							
Briggs & Stratton 5, 8hp	868	RJ19LM	947	QJ19LM	5861	861EZ	.030
OHV; Honda OHV 5hp	415	RN9YC	300	N9YC	5322	322EZ	.030
OHV; Honda OHV 8hp	322	RN11YC4	302	N11YC	5322	322EZ	.030
OHV; Tecumseh OHV 5hp	104	RN4C	803	N4C	---	---	.030
MILBRADT							
MOWERS							
14mm Heads	871	RJ8C	841	J8C	5843	843EZ	.025
18mm Heads	541	RD16	516	D16	---	---	.025
MILWAUKEE							
MOWERS							
All Models	541	RD16	516	D16	---	---	.025
MINAT							
BLOWERS							
Briggs & Stratton 8hp	868	RJ19LM	947	QJ19LM	5861	861EZ	.030
MINNEAPOLIS-MOLINE							
108, 110, 112 (Shielded)	557	XEJ8	---	---	---	---	.030
Town & Country 108, 110, 112	871	RJ8C	841	J8C	5843	843EZ	.030
MITTS & MERRILL							
CHIPPERS, SHREDDERS							
M-2 Ford 172cid	854	RH10C	844	H10C	---	---	.030
M-3, M-4, M-6 Ford 240cid	129	RF10C	---	---	---	---	.030
M-7, M-8, M-11, M-12 Ford 300cid	129	RF10C	---	---	---	---	.030
M-9, M-13 Ford 330cid	129	RF10C	---	---	---	---	.030
MITY MITE							
SOD LAYERS, HARVESTERS							
OHV; Honda OHV 4, 11hp	322	RN11YC4	302	N11YC	5322	322EZ	.030
SPRAYERS, DUSTERS							
All Models	840	RCJ8	843	CJ8	5843	843EZ	.030
MLW							
LAWN MOWERS							
Briggs & Stratton 5hp	868	RJ19LM	947	QJ19LM	5861	861EZ	.030
MO WING 50							
LAWN MOWERS							
Briggs & Stratton 5hp	868	RJ19LM	947	QJ19LM	5861	861EZ	.030
MODERN							
EDGERS, TRIMMERS							
	871	RJ8C	841	J8C	5843	843EZ	.030
MONARCH							
LAWN MOWERS							
All Models	868	RJ19LM	861	J19LM	5861	861EZ	.030
MONO							
LAWN MOWERS							
Briggs & Stratton	868	RJ19LM	861	J19LM	5861	861EZ	.030
Lauson	871	RJ8C	841	J8C	5843	843EZ	.030
MONTGOMERY-WARD							
GARDEN TRACTORS							
Briggs & Stratton	868	RJ19LM	861	J19LM	5861	861EZ	.030
Twin; Briggs & Stratton Twin	868	RJ19LM	861	J19LM	5861	861EZ	.030
Tecumseh	871	RJ8C	841	J8C	5843	843EZ	.030
LAWN MOWERS							
Briggs & Stratton	868	RJ19LM	861	J19LM	5861	861EZ	.030
Lauson	871	RJ8C	841	J8C	5843	843EZ	.030



Model/Engine	Copper Plus®		Alternate Plug		EZ	EZ Start™	Gap
	Stk #	Plug Type	Stk #	Plug Type	Start™	w/Eco-Core	
MOORE							
TRACTORS							
Briggs & Stratton	868	RJ19LM	861	J19LM	5861	861EZ	.030
Farmette Utilimotor	854	RH10C	844	H10C	---	---	.030
Kohler	868	RJ19LM	861	J19LM	5861	861EZ	.030
MOTO-MOWER							
MOWERS							
14mm Heads	871	RJ8C	841	J8C	5843	843EZ	.025
18mm Heads	541	RD16	516	D16	---	---	.025
MOTOR-TILLER HOE							
TILLERS							
Briggs & Stratton	868	RJ19LM	861	J19LM	5861	861EZ	.030
Lauson	871	RJ8C	841	J8C	5843	843EZ	.030
MOTT							
LAWN MOWERS							
Briggs & Stratton	868	RJ19LM	861	J19LM	5861	861EZ	.030
Wisconsin TJD	541	RD16	516	D16	---	---	.030
MOUNTAIN LION							
UTILITY VEHICLES							
V-Twin; Kohler V-Twin 25hp	71	RC12YC	946	QC12YC	5071	71EZ	.030
MOW MOWER							
LAWN MOWERS							
All Models	868	RJ19LM	861	J19LM	5861	861EZ	.030
MOW WING							
LAWN MOWERS							
Briggs & Stratton	868	RJ19LM	861	J19LM	5861	861EZ	.030
MOW-A-MAT							
LAWN MOWERS							
All Models	868	RJ19LM	861	J19LM	5861	861EZ	.030
Briggs & Stratton	868	RJ19LM	861	J19LM	5861	861EZ	.030
MOW-BLOW							
BLOWERS							
OHV; Honda OHV 5.5, 8hp	322	RN11YC4	302	N11YC	5322	322EZ	.030
MOW-CYCLE							
LAWN MOWERS							
All Models	868	RJ19LM	861	J19LM	5861	861EZ	.030
MOW-MASTER							
LAWN MOWERS							
Clinton	854	RH10C	844	H10C	---	---	.030
Power Pak	871	RJ8C	841	J8C	5843	843EZ	.030
Propulsion	871	RJ8C	841	J8C	5843	843EZ	.035
MOW-MORE							
All Models	541	RD16	516	D16	---	---	.030
MOWAMATIC							
LAWN MOWERS							
Clinton VS200	592	RJ12C	---	---	---	---	.025
MOZ-ALL							
LAWN MOWERS							
All Models	868	RJ19LM	861	J19LM	5861	861EZ	.030
MSI							
RIDING TRACTORS							
V-Twin; Briggs & Stratton Vanguard V-Twin 18, 16hp	431	RC14YC	---	---	5071	71EZ	.030

**LAWN & GARDEN EQUIPMENT**

BOUGIES POUR PETITS MOTEURS

Para motores de césped y jardín



Model/Engine	Copper Plus®		Alternate Plug		EZ Start™	EZ Start™ w/Eco-Core	Gap
	Stk #	Plug Type	Stk #	Plug Type			
MTA							
LOG SPLITTERS							
OHV; Honda OHV 5hp	415	RN9YC	300	N9YC	5322	322EZ	.030
OHV; Honda OHV 8hp	322	RN11YC4	302	N11YC	5322	322EZ	.030
MTD PRO							
BLOWERS							
F5, F8	868	RJ19LM	861	J19LM	5861	861EZ	.030
HB26, BB45	852	RCJ6Y	858	CJ6Y	5852	852EZ	.030
HEDGE CLIPPERS							
24HC, 30HC, 40HC	852	RCJ6Y	858	CJ6Y	5852	852EZ	.030
LAWN MOWERS							
OHV; Kawasaki OHV 5.5hp	322	RN11YC4	302	N11YC	5322	322EZ	.030
MOWERS, OVER-SEEDERS							
Single Cylinder; Briggs & Stratton Single Cylinder	868	RJ19LM	861	J19LM	5861	861EZ	.030
Twin; Briggs & Stratton Twin 18, 16hp	868	RJ19LM	947	QJ19LM	5861	861EZ	.030
V-Twin; Briggs & Stratton Vanguard V-Twin 14, 16, 18hp	431	RC14YC	---	---	5071	71EZ	.030
OHV; Kawasaki OHV 14, 8hp	322	RN11YC4	302	N11YC	5322	322EZ	.030
OHV; Kohler OHV 13hp	71	RC12YC	946	QC12YC	5071	71EZ	.030
V-Twin; Kohler V-Twin 20, 22, 25hp	71	RC12YC	946	QC12YC	5071	71EZ	.030
Tecumseh	871	RJ8C	841	J8C	5843	843EZ	.030
OHV; Tecumseh OHV 16hp	104	RN4C	803	N4C	---	---	.030
SPRAYERS							
SY50, SY50P	322	RN11YC4	302	N11YC	5322	322EZ	.030
TRIMMERS							
81C62, 81C73, ST35, ST26, ST23	852	RCJ6Y	858	CJ6Y	5852	852EZ	.030
MULTI-CORE							
AERATORS							
Honda G200 5hp	896	L90C	---	---	---	---	.030
MURRAY							
CHIPPERS, SHREDDERS, TRACTORS, TILLERS							
L Head Engines; Briggs & Stratton "L" Head Engines	868	RJ19LM	947	QJ19LM	5861	861EZ	.030
OHV; Briggs & Stratton OHV 14.5hp	71	RC12YC	946	QC12YC	5071	71EZ	.030
Twin; Briggs & Stratton Twin 18.5, 18, 14hp	868	RJ19LM	947	QJ19LM	5861	861EZ	.030
Tecumseh	871	RJ8C	841	J8C	5843	843EZ	.030
OHV; Tecumseh OHV 12, 16hp	874	RL82C	811	L82C	---	---	.030
OHV; Tecumseh OHV 12.5hp	104	RN4C	803	N4C	---	---	.030
LAWN MOWERS							
Briggs & Stratton	868	RJ19LM	861	J19LM	5861	861EZ	.030
Tecumseh	868	RJ19LM	861	J19LM	5861	861EZ	.030
MUSTANG							
GARDEN TRACTORS							
Briggs & Stratton 8, 5hp	868	RJ19LM	861	J19LM	5861	861EZ	.030
LAWN MOWERS							
Briggs & Stratton	868	RJ19LM	861	J19LM	5861	861EZ	.030
MYERS							
SPRAYERS							
Briggs & Stratton	868	RJ19LM	861	J19LM	5861	861EZ	.030
Kohler 16, 23hp	854	RH10C	844	H10C	---	---	.030
Kohler K181 8hp	868	RJ19LM	861	J19LM	5861	861EZ	.030
Wisconsin VG4D	541	RD16	516	D16	---	---	.030
NAC							
BLOWERS, BRUSHCUTTERS							
Kawasaki TG-Series	840	RCJ8	843	CJ8	5843	843EZ	.030
TRIMMERS							
NX180, NX240, NX350	840	RCJ8	843	CJ8	5843	843EZ	.030



Model/Engine	Copper Plus®		Alternate Plug		EZ	EZ Start™	Gap
	Stk #	Plug Type	Stk #	Plug Type	Start™	w/Eco-Core	
NATIONAL							
LAWN MOWERS							
Briggs & Stratton 3hp	868	RJ19LM	861	J19LM	5861	861EZ	.030
NATIONAL MOWER							
REEL MOWERS							
Briggs & Stratton 3, 10hp	868	RJ19LM	861	J19LM	5861	861EZ	.030
V-Twin; Briggs & Stratton Vanguard V-Twin 16hp	431	RC14YC	---	---	5071	71EZ	.030
Kawasaki 7.5hp	806	L92YC	---	---	---	---	.030
Kohler 12hp	854	RH10C	844	H10C	---	---	.030
Wisconsin	541	RD16	516	D16	---	---	.025
NEW WAY							
MOWERS							
All Models	502	D21	---	---	---	---	.025
NEWSTRIPE							
LINE MARKERS							
Briggs & Stratton 3, 5hp	868	RJ19LM	861	J19LM	5861	861EZ	.030
OHV; Honda OHV 3.5hp	415	RN9YC	300	N9YC	5322	322EZ	.030
OHV; Honda OHV 5.5hp	322	RN11YC4	302	N11YC	5322	322EZ	.030
NOLTE							
SAND CLEANER							
BC1000 Honda 5.5hp	322	RN11YC4	302	N11YC	5322	322EZ	.030
NOMA							
CHIPPERS, SHREDDERS, CULTIVATORS, EDGERS							
Briggs & Stratton 5, 8hp	868	RJ19LM	947	QJ19LM	5861	861EZ	.030
2-Cycle; Tecumseh 2-Cycle 1.6hp	863	RCJ8Y	848	CJ8Y	5843	843EZ	.030
Tecumseh 3.5, 8hp	871	RJ8C	841	J8C	5843	843EZ	.030
GARDEN TRACTORS							
Briggs & Stratton 12, 15, 14, 13, 12.5hp	868	RJ19LM	947	QJ19LM	5861	861EZ	.030
Twin; Briggs & Stratton Twin 18, 16.5hp	868	RJ19LM	947	QJ19LM	5861	861EZ	.030
V-Twin; Briggs & Stratton Vanguard V-Twin 18, 20, 16hp	431	RC14YC	---	---	5071	71EZ	.030
OHV; Kohler OHV 15hp	71	RC12YC	946	QC12YC	5071	71EZ	.040
Twin; Kohler Twin 18, 20hp	25	RV17YC	---	---	---	---	.025
Tecumseh 16, 15, 12hp	874	RL82C	811	L82C	---	---	.030
Tecumseh 16.5hp	104	RN4C	803	N4C	---	---	.030
LAWN MOWERS							
Briggs & Stratton 5hp	868	RJ19LM	861	J19LM	5861	861EZ	.030
NORM							
TRACTORS							
Briggs & Stratton	868	RJ19LM	861	J19LM	5861	861EZ	.030
Clinton	871	RJ8C	841	J8C	5843	843EZ	.025
Utilimotor	854	RH10C	844	H10C	---	---	.030
NORTHSTAR							
LOG SPLITTERS, SPRAYERS							
Briggs & Stratton 3.5, 5, 8hp	868	RJ19LM	947	QJ19LM	5861	861EZ	.030
OHV; Honda OHV 13, 5.5hp	322	RN11YC4	302	N11YC	5322	322EZ	.030
OHV; Honda OHV 5hp	415	RN9YC	300	N9YC	5322	322EZ	.030
V-Twin; Honda V-Twin 18hp	322	RN11YC4	302	N11YC	5322	322EZ	.030
Tecumseh 10, 5hp	871	RJ8C	841	J8C	5843	843EZ	.030
Tecumseh 14hp	874	RL82C	811	L82C	---	---	.030
NOVICO							
LAWN MOWERS							
Briggs & Stratton	868	RJ19LM	861	J19LM	5861	861EZ	.030
ODB							
VACUUMS							
Honda 24hp	322	RN11YC4	302	N11YC	5322	322EZ	.030
Kohler 25hp	71	RC12YC	946	QC12YC	5071	71EZ	.030

**LAWN & GARDEN EQUIPMENT**

BOUGIES POUR PETITS MOTEURS

Para motores de césped y jardín



Model/Engine	Copper Plus®		Alternate Plug		EZ Start™	EZ Start™ w/Eco•Core	Gap
	Stk #	Plug Type	Stk #	Plug Type			
OLATHE							
CHIPPERS, COMPOSTERS, HIGH LIFTS, SEEDERS, SHREDDERS, SWEEPERS, STUMP, ROOT REMOVERS							
Briggs & Stratton	868	RJ19LM	861	J19LM	5861	861EZ	.030
OLDHAM							
SPRAYERS							
Briggs & Stratton 5hp	868	RJ19LM	947	QJ19LM	5861	861EZ	.030
Briggs & Stratton Vanguard 9hp	71	RC12YC	946	QC12YC	5071	71EZ	.030
OHV; Honda OHV 5.5hp	322	RN11YC4	302	N11YC	5322	322EZ	.030
OLYMPIA							
LAWN MOWERS							
All Models	868	RJ19LM	861	J19LM	5861	861EZ	.030
TILLERS							
Briggs & Stratton	868	RJ19LM	861	J19LM	5861	861EZ	.030
Tecumseh	871	RJ8C	841	J8C	5843	843EZ	.030
OLYMPYK							
AUGERS, MISTERS							
AM18, AM150, AM180, AT2080, JET410, MTL30, TR1540	859	RCJ7Y	853	CJ7Y	5843	843EZ	.025
BRUSHCUTTERS, TRIMMERS							
B200, B220, B220L, B260L, B260B, B300, B400, B450, 8260BA, 8260BAV, 8260DAV, 8260LA, 8260LAV, 8260TA, 8320BAV, 8320LAV, 8350BAV, 8350LAV, 8355HTV, 8420BAV, 8460BAV, 8405BD, 8405BP, 8510BAV, 8726, 8735, TS310, TS330, TS410	859	RCJ7Y	853	CJ7Y	5843	843EZ	.025
OMC							
LAWN MOWERS, TILLERS, TRACTORS							
14mm Heads; Briggs & Stratton 14mm Heads	840	RCJ8	843	CJ8	5843	843EZ	.030
18mm Heads; Briggs & Stratton 18mm Heads	541	RD16	516	D16	---	---	.030
Kohler	854	RH10C	844	H10C	---	---	.030
ONAN							
RIDING MOWERS							
Twin; Onan Twin 16hp	909	RS17YX	---	---	---	---	.025
ORLINE							
Hedge Trimmers, Yard Arm	840	RCJ8	843	CJ8	5843	843EZ	.030
OUTDOOR POWER PRODUCTS							
BLOWERS, CHIPPERS, VACUUMS, LOG SPLITTERS, SWEEPERS							
Briggs & Stratton 5hp	868	RJ19LM	947	QJ19LM	5861	861EZ	.030
Briggs & Stratton Vanguard 15hp	71	RC12YC	946	QC12YC	5071	71EZ	.030
Tecumseh 10, 8, 3.5hp	871	RJ8C	841	J8C	5843	843EZ	.030
Tecumseh 16hp	104	RN4C	803	N4C	---	---	.030
PALMOR PRODUCTS							
CHIPPERS, SHREDDERS							
Briggs & Stratton 5, 8, 11hp	868	RJ19LM	947	QJ19LM	5861	861EZ	.030
PANTHER							
LAWN MOWERS							
All Models	868	RJ19LM	861	J19LM	5861	861EZ	.030
PARAGON							
LOG SPLITTERS							
All Models	840	RCJ8	843	CJ8	5843	843EZ	.030
PARAMOUNT							
BLOWERS							
8014, 8021, GB150, GB350	840	RCJ8	843	CJ8	5843	843EZ	.030
GB151, GB351, PHT19	863	RCJ8Y	848	CJ8Y	5843	843EZ	.030
TRIMMERS							
PLT2145	863	RCJ8Y	848	CJ8Y	5843	843EZ	.030
PLT2248, PLT2651, PLT2857	846	CJ14	---	---	5846	846EZ	.030



Model/Engine	Copper Plus®		Alternate Plug		EZ Start™	EZ Start™ w/Eco-Core	Gap
	Stk #	Plug Type	Stk #	Plug Type			
PARKER							
BLOWERS, POWER RAKES, SWEEPERS, THATCHERS, VACUUMS							
Briggs & Stratton	868	RJ19LM	861	J19LM	5861	861EZ	.030
Briggs & Stratton Intek 6.5, 10hp	71	RC12YC	946	QC12YC	5071	71EZ	.020
V-Twin; Briggs & Stratton Vanguard V-Twin 16hp	431	RC14YC	---	---	5071	71EZ	.030
OHV; Honda OHV 5hp	415	RN9YC	300	N9YC	5322	322EZ	.030
OHV; Honda OHV 8, 11, 5.5hp	322	RN11YC4	302	N11YC	5322	322EZ	.030
Kawasaki FE250D 8hp	322	RN11YC4	302	N11YC	5322	322EZ	.030
V-Twin; Kawasaki V-Twin 17hp	322	RN11YC4	302	N11YC	5322	322EZ	.030
Kohler	868	RJ19LM	861	J19LM	5861	861EZ	.030
Kohler Command Pro 8.5hp	404	RN12YC	38	N12YC	---	---	.040
Lauson	868	RJ19LM	861	J19LM	5861	861EZ	.025
Tecumseh	871	RJ8C	841	J8C	5843	843EZ	.030
PARMI							
LAWN MOWERS							
Briggs & Stratton	868	RJ19LM	861	J19LM	5861	861EZ	.030
RIDING MOWERS, TILLERS							
Briggs & Stratton	868	RJ19LM	861	J19LM	5861	861EZ	.030
PATHFINDER							
GARDEN TRACTORS							
All Models	868	RJ19LM	861	J19LM	5861	861EZ	.030
LAWN MOWERS							
All Models	868	RJ19LM	861	J19LM	5861	861EZ	.030
PATRIOT							
CHIPPERS, SHREDDERS, VACUUMS							
Briggs & Stratton Intek 6.5, 5.5hp	71	RC12YC	946	QC12YC	5071	71EZ	.020
OHV; Honda OHV 5.5, 9hp	322	RN11YC4	302	N11YC	5322	322EZ	.030
Tecumseh 10, 8, 4, 5hp	871	RJ8C	841	J8C	5843	843EZ	.030
Tecumseh 4.5hp	863	RCJ8Y	848	CJ8Y	5843	843EZ	.030
OHV; Tecumseh OHV 5, 6hp	104	RN4C	803	N4C	---	---	.030
PATZ							
CHOPPERS							
V-Twin; Briggs & Stratton Vanguard V-Twin 14, 18hp	431	RC14YC	---	---	5071	71EZ	.030
OHV; Honda OHV 13, 11hp	322	RN11YC4	302	N11YC	5322	322EZ	.030
V-Twin; Kohler V-Twin 18hp	71	RC12YC	946	QC12YC	5071	71EZ	.030
PECO							
BLOWERS, CHIPPERS, CONCRETE SAWS, STUMP GRINDERS, VACUUMS							
Briggs & Stratton 3.5, 5, 3, 4, 8hp	868	RJ19LM	861	J19LM	5861	861EZ	.030
Briggs & Stratton Intek 5.5hp	71	RC12YC	946	QC12YC	5071	71EZ	.020
Briggs & Stratton Vanguard 11, 9hp	71	RC12YC	946	QC12YC	5071	71EZ	.030
OHV; Honda OHV 5.5, 13, 11, 6.5hp	322	RN11YC4	302	N11YC	5322	322EZ	.030
Kawasaki FC150V 5hp	322	RN11YC4	302	N11YC	5322	322EZ	.030
Kohler 8, 20, 16, 12hp	854	RH10C	844	H10C	---	---	.030
OHV; Kohler Command OHV 6hp	71	RC12YC	946	QC12YC	5071	71EZ	.030
V-Twin; Kohler V-Twin 25, 18hp	71	RC12YC	946	QC12YC	5071	71EZ	.030
Tecumseh 4, 10, 8, 6, 5hp	871	RJ8C	841	J8C	5843	843EZ	.030
PEKTRA							
BRUSHCUTTERS, TRIMMERS							
PF1ZT, PF2RT, PF3RTX	872	RDJ7Y	855	DJ7Y	5851	851EZ	.025
MOWERS							
Briggs & Stratton 4, 5, 6, 3.75hp	868	RJ19LM	947	QJ19LM	5861	861EZ	.030
PEMCO							
EDGERS, TRIMMERS							
	840	RCJ8	843	CJ8	5843	843EZ	.030
LAWN MOWERS							
All Models	868	RJ19LM	861	J19LM	5861	861EZ	.030

**LAWN & GARDEN EQUIPMENT**BOUGIES POUR PETITS MOTEURS
Para motores de césped y jardín

Model/Engine	Copper Plus®		Alternate Plug		EZ Start™	EZ Start™ w/Eco•Core	Gap
	Stk #	Plug Type	Stk #	Plug Type			
PENNCREST							
LAWN MOWERS							
All Models	868	RJ19LM	861	J19LM	5861	861EZ	.030
PENNINGTON							
LAWN MOWERS							
Briggs & Stratton	868	RJ19LM	861	J19LM	5861	861EZ	.030
Clinton	868	RJ19LM	861	J19LM	5861	861EZ	.030
MOWERS							
Briggs & Stratton	868	RJ19LM	861	J19LM	5861	861EZ	.030
Clinton	871	RJ8C	841	J8C	5843	843EZ	.025
Kohler	854	RH10C	844	H10C	---	---	.030
Onan	538	RH8C	587	H8C	---	---	.030
Wisconsin	541	RD16	516	D16	---	---	.030
PERMA GREEN SUPREME							
SPREADERS, SPRAYERS							
Briggs & Stratton Intek 6.5, 6hp	71	RC12YC	946	QC12YC	5071	71EZ	.030
Robin 6hp	830	RL86C	306	L86C	---	---	.025
PINCOR							
LAWN MOWERS							
Briggs & Stratton	868	RJ19LM	861	J19LM	5861	861EZ	.030
2-Cycle; Pincor 2-Cycle	592	RJ12C	---	---	---	---	.035
4-Cycle; Pincor 4-Cycle	871	RJ8C	841	J8C	5843	843EZ	.025
PIONEER							
LAWN MOWERS							
Briggs & Stratton	868	RJ19LM	861	J19LM	5861	861EZ	.030
Tecumseh	871	RJ8C	841	J8C	5843	843EZ	.030
VAC SYSTEMS							
V-Twin; Honda V-Twin 18, 20hp	322	RN11YC4	302	N11YC	5322	322EZ	.030
PK							
SPRAYERS							
Briggs & Stratton 10, 3.5, 8hp	868	RJ19LM	947	QJ19LM	5861	861EZ	.030
Briggs & Stratton Intek 5.5hp	71	RC12YC	946	QC12YC	5071	71EZ	.020
V-Twin; Briggs & Stratton Vanguard V-Twin 16hp	431	RC14YC	---	---	5071	71EZ	.030
Tecumseh 3hp	871	RJ8C	841	J8C	5843	843EZ	.030
PLUGR							
AERATORS							
Briggs & Stratton Intek 5, 5.5, 6.5hp	71	RC12YC	946	QC12YC	5071	71EZ	.020
OHV; Honda OHV 5.5hp	322	RN11YC4	302	N11YC	5322	322EZ	.030
Honda PLM1600 8hp	322	RN11YC4	302	N11YC	5322	322EZ	.030
OHV; PLM1600 Briggs & Stratton Intek OHV 10hp	71	RC12YC	946	QC12YC	5071	71EZ	.030
POLARIS							
MOWERS							
Briggs & Stratton 10.5hp	868	RJ19LM	947	QJ19LM	5861	861EZ	.030
SWEEPERS							
Briggs & Stratton Intek 6.5hp	71	RC12YC	946	QC12YC	5071	71EZ	.020
UTILITY VEHICLES							
18mm Heads	344	RC9YC	---	---	---	---	.028
Polaris 425cc	71	RC12YC	946	QC12YC	5071	71EZ	.028
POLORON							
GARDEN TRACTORS							
18mm Heads	541	RD16	516	D16	---	---	.030
Briggs & Stratton	868	RJ19LM	861	J19LM	5861	861EZ	.030
LAWN MOWERS							
All Models	868	RJ19LM	861	J19LM	5861	861EZ	.030



Model/Engine	Copper Plus®		Alternate Plug		EZ	EZ Start™	Gap
	Stk #	Plug Type	Stk #	Plug Type	Start™	w/Eco-Core	
PONY POWER							
LAWN MOWERS							
All Models	868	RJ19LM	861	J19LM	5861	861EZ	.030
PORTA-SEEDER							
SEEDERS							
Briggs & Stratton 5hp	868	RJ19LM	947	QJ19LM	5861	861EZ	.030
POULAN							
LAWN MOWERS							
Briggs & Stratton	868	RJ19LM	861	J19LM	5861	861EZ	.030
PP500, PP751, PP2255, PP22R55, PP2260, PP20375, PP750, PP735, PP722, PP800M, PP752, PP835	868	RJ19LM	861	J19LM	5861	861EZ	.030
Tecumseh 6hp	868	RJ19LM	861	J19LM	5861	861EZ	.030
TRIMMERS							
P1500, P2500, P3500, P4500F 25cc	852	RCJ6Y	858	CJ6Y	5852	852EZ	.024
POULAN PRO							
BLOWERS, EDGERS, PRUNERS, STUMP GRINDERS, TILLERS							
PRRT900 LCT 9.5 ft-lbs Gross Torque 208cc	415	RN9YC	300	N9YC	5322	322EZ	.030
BLOWERS, EDGERS, TILLERS							
PE3500, PP22, PP135, PPFTC14, PP422, PP432	863	RCJ8Y	848	CJ8Y	5843	843EZ	.030
PP442, 452MVB	840	RCJ8	843	CJ8	5843	843EZ	.030
PPC25E	849	CJ6	---	---	---	---	.030
PPFT3, PPFT35, PPRT3, PPRT5, PPRT8, PPRT55	868	RJ19LM	861	J19LM	5861	861EZ	.030
BRUSHCUTTERS, TRIMMERS							
PL200, PL500, PP110, PP113, PP117, PP185, PT3000, PT6000, PT7000	863	RCJ8Y	848	CJ8Y	5843	843EZ	.030
PP112, PP114, PP115, PP165, PP176, PP196	846	CJ14	---	---	5846	846EZ	.030
PP200	840	RCJ8	843	CJ8	5843	843EZ	.030
PPC22, PPC25, PPC31	849	CJ6	---	---	---	---	.030
LOG SPLITTERS							
15-AR, 19-7, 26-10, 26-TM, 19-24-8AR, P-26-TM	840	RCJ8	843	CJ8	5843	843EZ	.030
RIDING TRACTORS							
111, 117, 2600, 2610, 2620	846	CJ14	---	---	5846	846EZ	.030
165, 175, PP185, PP195, PHT19	863	RCJ8Y	848	CJ8Y	5843	843EZ	.030
420, PP442, 770, 800, 900	840	RCJ8	843	CJ8	5843	843EZ	.030
440	849	CJ6	---	---	---	---	.030
Briggs & Stratton 3, 11, 12, 12.5, 5, 10hp	868	RJ19LM	947	QJ19LM	5861	861EZ	.030
V-Twin; Briggs & Stratton Intek V-Twin OHV 17, 18hp	71	RC12YC	946	QC12YC	5071	71EZ	.030
V-Twin; Briggs & Stratton Intek V-Twin OHV 26hp 724cc	71	RC12YC	946	QC12YC	5071	71EZ	.040
V-Twin; Briggs & Stratton Vanguard V-Twin 20, 16hp	431	RC14YC	---	---	5071	71EZ	.030
OHV; Kohler OHV 14hp	71	RC12YC	946	QC12YC	5071	71EZ	.040
Twin; Kohler Twin 16, 20, 18hp	25	RV17YC	---	---	---	---	.025
V-Twin; Kohler V-Twin 18hp	71	RC12YC	946	QC12YC	5071	71EZ	.030
PP12R38M, PP1036S, PP1136, PP12538, PP125H38, PP125R38, PP12542, PP125H42, PP1242S, PP14542, PP155H42, PP11536	868	RJ19LM	861	J19LM	5861	861EZ	.030
PP1338, PP165H42	104	RN4C	803	N4C	---	---	.030
PP1442	71	RC12YC	946	QC12YC	5071	71EZ	.040
PP16H46B	431	RC14YC	---	---	5071	71EZ	.030
PP1844, PP18H44, PP1644, PP2050, PP20H50, PP16H44	25	RV17YC	---	---	---	---	.025
PP18H46, PP1846, PP22H50	71	RC12YC	946	QC12YC	5071	71EZ	.030
OHV; Tecumseh OHV 13, 16.5, 14.5hp	104	RN4C	803	N4C	---	---	.030
POWER EASE							
SPRAYERS							
Honda 4, 9, 5.5, 5, 6.5, 20, 13, 11hp	322	RN11YC4	302	N11YC	5322	322EZ	.030
POWER KING							
GARDEN TRACTORS							
Briggs & Stratton	868	RJ19LM	861	J19LM	5861	861EZ	.030
Kohler 12, 14hp	854	RH10C	844	H10C	---	---	.030
Twin; Kohler Twin 18, 16, 17hp	25	RV17YC	---	---	---	---	.025
V-Twin; Kohler V-Twin 22, 18, 20hp	71	RC12YC	946	QC12YC	5071	71EZ	.030

**LAWN & GARDEN EQUIPMENT**

BOUGIES POUR PETITS MOTEURS

Para motores de césped y jardín



Model/Engine	Copper Plus®		Alternate Plug		EZ Start™	EZ Start™ w/Eco•Core	Gap
	Stk #	Plug Type	Stk #	Plug Type			
POWER MATIC							
LAWN MOWERS							
All Models	868	RJ19LM	861	J19LM	5861	861EZ	.030
POWER PRINCE							
TRIMMERS							
Edger/Trimmers	871	RJ8C	841	J8C	5843	843EZ	.030
POWER PRUNER							
TREE TRIMMERS							
PP1200, PP1250, PP1400, PP1600	863	RCJ8Y	848	CJ8Y	5843	843EZ	.030
PP600	872	RDJ7Y	855	DJ7Y	5851	851EZ	.025
PP800	859	RCJ7Y	853	CJ7Y	5843	843EZ	.025
POWER TEK							
CHIPPERS, LOG SPLITTERS, STUMP GRINDERS							
OHV; Briggs & Stratton Intek OHV 5.5hp	71	RC12YC	946	QC12YC	5071	71EZ	.020
Twin; Briggs & Stratton Twin 18hp	868	RJ19LM	947	QJ19LM	5861	861EZ	.030
OHV; Honda OHV 8, 5.5hp	322	RN11YC4	302	N11YC	5322	322EZ	.030
V-Twin; Kohler V-Twin 25, 20hp	71	RC12YC	946	QC12YC	5071	71EZ	.030
POWER TRAC							
MOWERS, UTILITY VEHICLES							
Twin; Briggs & Stratton Twin 18hp	868	RJ19LM	947	QJ19LM	5861	861EZ	.030
V-Twin; Briggs & Stratton Vanguard V-Twin 18hp	431	RC14YC	---	---	5071	71EZ	.030
Kohler 22hp	71	RC12YC	946	QC12YC	5071	71EZ	.030
V-Twin; Kohler V-Twin 25, 18hp	71	RC12YC	946	QC12YC	5071	71EZ	.030
OHV; Robin OHV 22, 18, 25hp	415	RN9YC	300	N9YC	5322	322EZ	.025
OHV; Tecumseh OHV 12.5hp	830	RL86C	306	L86C	---	---	.030
POWER TRIM							
EDGERS							
Briggs & Stratton 3.5, 3, 2hp	868	RJ19LM	861	J19LM	5861	861EZ	.030
Honda 2.2hp	846	CJ14	---	---	5846	846EZ	.030
OHV; Honda OHV 3.5hp	415	RN9YC	300	N9YC	5322	322EZ	.030
OHV; Honda OHV 4hp	322	RN11YC4	302	N11YC	5322	322EZ	.030
POWER WAGON							
POWER SHOVELS							
Briggs & Stratton 5hp	868	RJ19LM	861	J19LM	5861	861EZ	.030
POYNTER							
LAWN MOWERS							
All Models	868	RJ19LM	861	J19LM	5861	861EZ	.030
PRECISION-BUILT							
LAWN MOWERS							
All Models	868	RJ19LM	861	J19LM	5861	861EZ	.030
PRO							
LAWN MOWERS							
All Other Clinton Engs.	871	RJ8C	841	J8C	5843	843EZ	.025
Briggs & Stratton	868	RJ19LM	861	J19LM	5861	861EZ	.030
Clinton 3.5hp	854	RH10C	844	H10C	---	---	.030
Tecumseh	871	RJ8C	841	J8C	5843	843EZ	.030
PRO BLOW							
BLOWERS							
Briggs & Stratton 8hp	868	RJ19LM	861	J19LM	5861	861EZ	.030
Kohler 8hp	854	RH10C	844	H10C	---	---	.030
PRO CHOPPER							
BALE CHOPPING, MULCHING MACHINE							
V-Twin; Briggs & Stratton Vanguard V-Twin 16hp	431	RC14YC	---	---	5071	71EZ	.030
OHV; Honda OHV 13hp	322	RN11YC4	302	N11YC	5322	322EZ	.030



Model/Engine	Copper Plus®		Alternate Plug		EZ	EZ Start™	Gap
	Stk #	Plug Type	Stk #	Plug Type	Start™	w/Eco-Core	
PRO HIGH WHEEL							
MOWERS							
Briggs & Stratton	868	RJ19LM	861	J19LM	5861	861EZ	.030
Tecumseh	868	RJ19LM	861	J19LM	5861	861EZ	.030
PRO SERIES							
LAWN MOWERS							
Briggs & Stratton	868	RJ19LM	861	J19LM	5861	861EZ	.030
PRO-MASTER							
LAWN MOWERS							
Briggs & Stratton	868	RJ19LM	861	J19LM	5861	861EZ	.030
Kohler 4hp	868	RJ19LM	861	J19LM	5861	861EZ	.030
Robin EY18W	830	RL86C	306	L86C	---	---	.030
REEL, RIDING MOWERS, SWEEPERS							
Briggs & Stratton	868	RJ19LM	861	J19LM	5861	861EZ	.030
V-Twin; Briggs & Stratton Vanguard V-Twin 16hp	431	RC14YC	---	---	5071	71EZ	.030
OHV; Honda OHV 5, 3.5hp	415	RN9YC	300	N9YC	5322	322EZ	.030
OHV; Honda OHV 5.5, 4hp	322	RN11YC4	302	N11YC	5322	322EZ	.030
Kawasaki 12.5hp	840	RCJ8	843	CJ8	5843	843EZ	.025
OHV; Kawasaki OHV 17hp	322	RN11YC4	302	N11YC	5322	322EZ	.030
Kohler 4hp	868	RJ19LM	861	J19LM	5861	861EZ	.030
OHV; Kohler OHV 14hp	71	RC12YC	946	QC12YC	5071	71EZ	.040
Twin; Kohler Twin 16, 18, 20hp	25	RV17YC	---	---	---	---	.025
PRO-STAR							
RIDING MOWERS							
Twin; Kohler Twin 18, 20hp	25	RV17YC	---	---	---	---	.025
PRO-VAC							
LAWN VACUUMS							
Briggs & Stratton	868	RJ19LM	861	J19LM	5861	861EZ	.030
Robin EY18-3W	830	RL86C	306	L86C	---	---	.030
PROBST							
SWEEPERS							
OHV; Honda OHV 5hp	415	RN9YC	300	N9YC	5322	322EZ	.030
PUG							
UTILITY VEHICLES							
V-Twin; Kohler V-Twin 20hp	71	RC12YC	946	QC12YC	5071	71EZ	.030
PULLMAN							
Vacuum Cleaners	840	RCJ8	843	CJ8	5843	843EZ	.030
QUICK-SPLIT							
LOG SPLITTERS							
Briggs & Stratton	868	RJ19LM	861	J19LM	5861	861EZ	.030
Tecumseh	871	RJ8C	841	J8C	5843	843EZ	.030
QUINSTAR							
RIDING MOWERS							
Briggs & Stratton 12, 8hp	868	RJ19LM	947	QJ19LM	5861	861EZ	.030
V-Twin; Briggs & Stratton Vanguard V-Twin 14hp	431	RC14YC	---	---	5071	71EZ	.030
RALLY							
LAWN MOWERS							
Briggs & Stratton 3.5, 3.75, 5, 4hp	868	RJ19LM	947	QJ19LM	5861	861EZ	.030
Tecumseh 3.5hp	868	RJ19LM	861	J19LM	5861	861EZ	.030
RIDING MOWERS, TILLERS							
Briggs & Stratton 10, 12, 11, 12.5hp	868	RJ19LM	947	QJ19LM	5861	861EZ	.030
Briggs & Stratton 3, 3.5, 5hp	868	RJ19LM	861	J19LM	5861	861EZ	.030
OHV; Briggs & Stratton OHV 14hp	71	RC12YC	946	QC12YC	5071	71EZ	.030
Twin; Briggs & Stratton Twin 18, 14hp	868	RJ19LM	947	QJ19LM	5861	861EZ	.030
Tecumseh 12.5hp	830	RL86C	306	L86C	---	---	.030

**LAWN & GARDEN EQUIPMENT**BOUGIES POUR PETITS MOTEURS
Para motores de césped y jardín

Model/Engine	Copper Plus®		Alternate Plug		EZ Start™	EZ Start™ w/Eco•Core	Gap
	Stk #	Plug Type	Stk #	Plug Type			
RAM							
CHIPPERS, LOG SPLITTERS, STUMP GRINDERS							
Briggs & Stratton 5, 8hp	868	RJ19LM	947	QJ19LM	5861	861EZ	.030
OHV; Honda OHV 20, 13, 8hp	322	RN11YC4	302	N11YC	5322	322EZ	.030
OHV; Honda OHV 5hp	415	RN9YC	300	N9YC	5322	322EZ	.030
Kohler 13hp	71	RC12YC	946	QC12YC	5071	71EZ	.030
Kohler 20, 16, 12hp	854	RH10C	844	H10C	---	---	.030
V-Twin; Kohler V-Twin 25hp	71	RC12YC	946	QC12YC	5071	71EZ	.030
Wisconsin W4-1770 35hp	541	RD16	516	D16	---	---	.030
RANGER							
RIDING MOWERS							
Ranger V, Ranger VII	854	RH10C	844	H10C	---	---	.030
RAPID MOWER							
LAWN MOWERS							
All Models	854	RH10C	844	H10C	---	---	.030
RAPTOR							
UTILITY VEHICLES							
V-Twin; Briggs & Stratton Vanguard V-Twin 14, 16hp	431	RC14YC	---	---	5071	71EZ	.030
Kohler 25, 14hp	71	RC12YC	946	QC12YC	5071	71EZ	.030
RAYCO							
STUMP, ROOT CUTTERS							
Honda 13, 9hp	322	RN11YC4	302	N11YC	5322	322EZ	.030
Kohler 12hp	854	RH10C	844	H10C	---	---	.030
Kohler 13hp	71	RC12YC	946	QC12YC	5071	71EZ	.030
Twin; Kohler Twin 20hp	25	RV17YC	---	---	---	---	.025
V-Twin; Kohler V-Twin 20, 25hp	71	RC12YC	946	QC12YC	5071	71EZ	.030
Wisconsin W4-1770 34hp	541	RD16	516	D16	---	---	.030
RB MANUFACTURING							
MATERIAL HANDLERS							
Briggs & Stratton 3.5hp	868	RJ19LM	947	QJ19LM	5861	861EZ	.030
RED BIRD							
LAWN MOWERS							
All Models	868	RJ19LM	861	J19LM	5861	861EZ	.030
RED CAP							
LAWN MOWERS							
All Models	868	RJ19LM	861	J19LM	5861	861EZ	.030
RED MAX							
AUGERS, DRILLS							
AG230, EDG230	840	RCJ8	843	CJ8	5843	843EZ	.025
AG431, HE260, HE261, RE220	863	RCJ8Y	848	CJ8Y	5843	843EZ	.025
BLOWERS							
EB430, EB431, EB440, EB441, EBA430, EBA431, EBA440	102	RJ6C	823	J6C	---	---	.025
EBZ2601 RedMax Strato-Charged 1.2hp 25.4cc	965	RZ7C	---	---	---	---	.025
EBZ5100, EBZ5150 RedMax Strato-Charged 2.3hp 50.2cc	965	RZ7C	---	---	---	---	.025
EBZ5150RH Strato-Charged 50.2cc	965	RZ7C	---	---	---	---	.025
EBZ6500, EBZ6500RH Strato-Charged 65.6cc	965	RZ7C	---	---	---	---	.025
EBZ7500, EBZ7500RH, EBZ8500, EBZ8500RH Strato-Charged 75.6cc	965	RZ7C	---	---	---	---	.025
EBZ8001, EBZ8050 RedMax Strato-Charged 4.4hp 71.9cc	965	RZ7C	---	---	---	---	.025
HB2300	852	RCJ6Y	858	CJ6Y	5852	852EZ	.025
HB260	863	RCJ8Y	848	CJ8Y	5843	843EZ	.025
HB281, HB280VK 28cc	852	RCJ6Y	858	CJ6Y	5852	852EZ	.025
2-Cycle; HBZ2500, HBZ2600 Strato-Charged 2-Cycle	978	RY4C	---	---	---	---	.025
HBZ2610 Strato-Charged 25.4cc	965	RZ7C	---	---	---	---	.025
BRUSHCUTTERS, TRIMMERS							
BC220, BC221, BC260, BC262, BC340, BC342, BC440, BC442, BC340DL, BC341DL, BC342DL, BC430DWM, BC440DWM, BC441DWM, BC442DWM, BC2001DL, BC2300DL, BC2600DL	863	RCJ8Y	848	CJ8Y	5843	843EZ	.025
BC261DL	859	RCJ7Y	853	CJ7Y	5843	843EZ	.025
BC340, BC442 (C.A.R.B), BC2000, BC2001, BC2300, BC2600, BC2600DL, BT2000	852	RCJ6Y	858	CJ6Y	5852	852EZ	.025



Model/Engine	Copper Plus®		Alternate Plug		EZ	EZ Start™	Gap
	Stk #	Plug Type	Stk #	Plug Type	Start™	w/Eco-Core	
RED MAX (cont)							
BRUSHCUTTERS, TRIMMERS (cont)							
BCZ2460S, BCZ2460TS Strato-Charged 1.14hp 23.6cc	965	RZ7C	---	---	---	---	.040
BCZ2650S 1.2hp 25.4cc	965	RZ7C	---	---	---	---	.025
BCZ2660TS Strato-Charged 1.2hp 25.4cc	965	RZ7C	---	---	---	---	.025
BCZ3050S, BCZ3060TS, BCZ3050SW Strato-Charged 1.4hp 29.5cc	965	RZ7C	---	---	---	---	.040
BCZ350S Strato-Charged 2.15hp 34.6cc	852	RCJ6Y	858	CJ6Y	5852	852EZ	.025
BCZ400SW Strato-Charged 2.0hp 40.1cc	965	RZ7C	---	---	---	---	.040
BT17, BC200, BT200, BT220, BL220DL, BC200DL, BC260DL, BT221, BT2000	840	RCJ8	843	CJ8	5843	843EZ	.025
BT280, BC280 1.1hp 27.6cc	863	RCJ8Y	848	CJ8Y	5843	843EZ	.030
TR2350S 1.0hp 21.7cc	852	RCJ6Y	858	CJ6Y	5852	852EZ	.025
EDGERS							
HEZ2401S RedMax Strato-Charged 1.1hp 23.6cc	965	RZ7C	---	---	---	---	.025
HEZ2460F, HEZ2460S Strato-Charged 1.14hp 23.6cc	965	RZ7C	---	---	---	---	.040
2-Cycle; HEZ2500F, HEZ2500S Strato-Charged 2-Cycle	978	RY4C	---	---	---	---	.025
HEZ2610F RedMax Strato-Charged 1.2hp 25.4cc	965	RZ7C	---	---	---	---	.025
HEZ2650F Strato-Charged 1.2hp 25.4cc	965	RZ7C	---	---	---	---	.025
HEZ3060S Strato-Charged 1.4hp 29.5cc	965	RZ7C	---	---	---	---	.040
HEDGE TRIMMERS							
CHT2250 0.7hp 22.5cc	852	RCJ6Y	858	CJ6Y	5852	852EZ	.025
CHT230, CH232, CH232L, HT230, HT231, HT232, HT232L	840	RCJ8	843	CJ8	5843	843EZ	.025
CHT2460L, CHT2460, HTZ2460, HTZ2460L Strato-Charged 1.14hp 23.6cc	965	RZ7C	---	---	---	---	.025
CHT300, CHT2300, CHT2300L, HT2300, HT2300L	852	RCJ6Y	858	CJ6Y	5852	852EZ	.025
2-Cycle; HTZ2400, HTZ2500, LRTZ2500, SRTZ2500 Strato-Charged 2-Cycle	978	RY4C	---	---	---	---	.025
SRTZ246 Strato-Charged 1.4hp 23.6cc	965	RZ7C	---	---	---	---	.040
SRTZ2460F, LRTZ2460 Strato-Charged 1.14, 1.4hp 23.6cc	965	RZ7C	---	---	---	---	.040
MULTI-TOOL							
Maxtreme Power Head; EXZ2401S-PH RedMax Strato-Charged Maxtreme Power Head 1.1hp 23.6cc	965	RZ7C	---	---	---	---	.025
EXZ2460SPH Strato-Charged 1.14hp 23.6cc	965	RZ7C	---	---	---	---	.025
2-Cycle; EXZ2500S Strato-Charged 2-Cycle	978	RY4C	---	---	---	---	.025
POWER SWEEPER							
2-Cycle; RMSZ2500S, RMNBZ2500S Strato-Charged 2-Cycle	978	RY4C	---	---	---	---	.025
RECIPRICATOR							
SGCZ2460S Strato-Charged 1.14hp 23.6cc	965	RZ7C	---	---	---	---	.025
2-Cycle; SGCZ2500S Strato-Charged 2-Cycle	978	RY4C	---	---	---	---	.025
RECIPROCATING EDGERS							
HE2600	852	RCJ6Y	858	CJ6Y	5852	852EZ	.025
SGC220	863	RCJ8Y	848	CJ8Y	5843	843EZ	.025
STRING TRIMMERS							
2-Cycle; BCZ2500S, BCZ2600S Strato-Charged 2-Cycle	978	RY4C	---	---	---	---	.025
TRIMMERS							
BCZ2401S RedMax Strato-Charged 1.1hp 23.6cc	965	RZ7C	---	---	---	---	.025
BCZ2610S, BCZ2650SS RedMax Strato-Charged 1.2hp 25.4cc	965	RZ7C	---	---	---	---	.025
RED MULE							
TRACTORS							
14mm Heads	871	RJ8C	841	J8C	5843	843EZ	.030
18mm Heads	541	RD16	516	D16	---	---	.030
RED-E							
GARDEN TRACTORS							
14mm Heads	871	RJ8C	841	J8C	5843	843EZ	.025
18mm Heads	541	RD16	516	D16	---	---	.025
RED-E-HOT							
HEATERS							
	854	RH10C	844	H10C	---	---	.025

**LAWN & GARDEN EQUIPMENT**BOUGIES POUR PETITS MOTEURS
Para motores de césped y jardín

Model/Engine	Copper Plus®		Alternate Plug		EZ Start™	EZ Start™ w/Eco•Core	Gap
	Stk #	Plug Type	Stk #	Plug Type			
REDDY							
HEATERS							
	14	RJ12YC	10	J12YC	---	---	.025
REDLINE							
TRIMMERS							
	852	RCJ6Y	858	CJ6Y	5852	852EZ	.030
REED							
EARTH DRILLS							
Ford	129	RF10C	---	---	---	---	.030
REGENT							
RIDING MOWERS							
V-Twin; Briggs & Stratton Vanguard V-Twin 18, 16hp	431	RC14YC	---	---	5071	71EZ	.030
REINCO							
HYDROGRASSERS, POWER MULCHERS							
V-Twin; Briggs & Stratton Vanguard V-Twin 18hp	431	RC14YC	---	---	5071	71EZ	.030
Chrysler 105cid	415	RN9YC	300	N9YC	5322	322EZ	.025
Chrysler 318cid	404	RN12YC	38	N12YC	---	---	.035
Chrysler 360cid	404	RN12YC	38	N12YC	---	---	.035
Ford 192cid	854	RH10C	844	H10C	---	---	.025
Ford 200cid	129	RF10C	---	---	---	---	.030
Ford 240cid	129	RF10C	---	---	---	---	.030
Ford 250cid	129	RF10C	---	---	---	---	.030
Ford 300cid	129	RF10C	---	---	---	---	.030
Hercules G1600	102	RJ6C	823	J6C	---	---	.025
Kohler 14hp	854	RH10C	844	H10C	---	---	.030
OHV; Kohler OHV 14hp	71	RC12YC	946	QC12YC	5071	71EZ	.040
Twin; Kohler Twin 20hp	25	RV17YC	---	---	---	---	.025
V-Twin; Kohler V-Twin 20hp	71	RC12YC	946	QC12YC	5071	71EZ	.030
Wisconsin 30, 35hp	541	RD16	516	D16	---	---	.025
REMINGTON							
LAWN MOWERS							
All Models	868	RJ19LM	861	J19LM	5861	861EZ	.030
TILLERS							
Clodbuster Tillers	840	RCJ8	843	CJ8	5843	843EZ	.030
REO							
LAWN MOWERS							
All Models	868	RJ19LM	861	J19LM	5861	861EZ	.030
RICH							
CONVERTIBLE MOWERS							
OHV; Kawasaki OHV 17hp	322	RN11YC4	302	N11YC	5322	322EZ	.030
V-Twin; Kohler V-Twin 25, 20hp	71	RC12YC	946	QC12YC	5071	71EZ	.030
RIDE-A-MOWERS							
LAWN MOWERS							
All Models	868	RJ19LM	861	J19LM	5861	861EZ	.030
RIDE-ON SPRAYER SPREADER							
CONVERTIBLE MOWERS							
OHV; Robin OHV 6hp	830	RL86C	306	L86C	---	---	.025
RING SAW CO.							
SAWMILL							
Chrysler	840	RCJ8	843	CJ8	5843	843EZ	.030
RISTON							
EDGERS							
	840	RCJ8	843	CJ8	5843	843EZ	.025



Model/Engine	Copper Plus®		Alternate Plug		EZ	EZ Start™	Gap
	Stk #	Plug Type	Stk #	Plug Type	Start™	w/Eco-Core	
RITCHIE BESTWAY							
SPRAYERS							
Briggs & Stratton 5, 11hp	868	RJ19LM	947	QJ19LM	5861	861EZ	.030
OHV; Honda OHV 11hp	322	RN11YC4	302	N11YC	5322	322EZ	.030
OHV; Honda OHV 5hp	415	RN9YC	300	N9YC	5322	322EZ	.030
Kawasaki 5.2hp	840	RCJ8	843	CJ8	5843	843EZ	.030
ROBERTSON							
LAWN MOWERS							
All Models	868	RJ19LM	861	J19LM	5861	861EZ	.030
ROBIN							
BLOWERS							
FL231, FL251, FL411	863	RCJ8Y	848	CJ8Y	5843	843EZ	.025
FL40	874	RL82C	811	L82C	---	---	.025
FL500	852	RCJ6Y	858	CJ6Y	5852	852EZ	.025
BRUSHCUTTERS							
NB02, NB02-2A/B, NB16, NB211/A/AV/AW	840	RCJ8	843	CJ8	5843	843EZ	.025
NB03, NB03-2D, NB04, NB04-2D/E/F, NB034	874	RL82C	811	L82C	---	---	.025
NBT415	852	RCJ6Y	858	CJ6Y	5852	852EZ	.025
BRUSHCUTTERS, TRIMMERS							
BE26X, BE221, NB26, NB26AU, NB50L, NB27, NB27AU, NB31, NB31AU, NB252, NBF252, NBF020, NB281, NB281AU, NBF171, NB211C, NB231C, NB251, NBF251, NBKT415, NBT415, BH2500, BH2500A	840	RCJ8	843	CJ8	5843	843EZ	.025
4-Cycle; BEH2500 4-Cycle	840	RCJ8	843	CJ8	5843	843EZ	.025
BH3500, BH3500AU, BH3600, BH3600AU (4 cycle)	840	RCJ8	---	---	5843	843EZ	.025
NB321, NB321AU	849	CJ6	---	---	---	---	.025
NB351, NB411, NBK411	863	RCJ8Y	848	CJ8Y	5843	843EZ	.025
HEDGE TRIMMERS							
HT02B	849	CJ6	---	---	---	---	.025
HT200L, HT231, HT231L	863	RCJ8Y	848	CJ8Y	5843	843EZ	.025
HT221, HT750, HT750-40"	840	RCJ8	843	CJ8	5843	843EZ	.025
LOG SPLITTERS							
Briggs & Stratton	868	RJ19LM	861	J19LM	5861	861EZ	.030
POWER DUSTERS							
FB04, FH03, FH04, FH03-3A, FH04-2A, NF03, NF03-2AD, NF04, NF04-SA/SB, PS04, RS03, RS03-3A, RS04, RS04-2A	874	RL82C	811	L82C	---	---	.025
NF411BDM, SDE041	863	RCJ8Y	848	CJ8Y	5843	843EZ	.025
RS02, RS02B, RS401, NF500	840	RCJ8	843	CJ8	5843	843EZ	.025
PUMPS							
EC04ER, EC041ETR, SDE041	863	RCJ8Y	848	CJ8Y	5843	843EZ	.025
SD06, SD06-B, SP06B	830	RL86C	306	L86C	---	---	.025
SDE04, SD04-2B	874	RL82C	811	L82C	---	---	.025
SDT250, SDT400	840	RCJ8	843	CJ8	5843	843EZ	.025
TILLERS							
Briggs & Stratton	868	RJ19LM	861	J19LM	5861	861EZ	.030
ROCKET							
LAWN MOWERS							
Briggs & Stratton	868	RJ19LM	861	J19LM	5861	861EZ	.030
ROCKVAC							
VACUUMS							
Honda 24hp	322	RN11YC4	302	N11YC	5322	322EZ	.030
ROOF							
LAWN MOWERS							
Briggs & Stratton 8, 8.5, 5hp	868	RJ19LM	947	QJ19LM	5861	861EZ	.030
OHV; Kawasaki OHV 9hp	322	RN11YC4	302	N11YC	5322	322EZ	.030
Tecumseh	871	RJ8C	841	J8C	5843	843EZ	.030
MOWERS, TRIMMERS							
Briggs & Stratton 5, 10.5, 8.5, 8hp	868	RJ19LM	947	QJ19LM	5861	861EZ	.030
OHV; Briggs & Stratton Intek OHV 6hp	71	RC12YC	946	QC12YC	5071	71EZ	.020
Briggs & Stratton Vanguard 9hp	71	RC12YC	946	QC12YC	5071	71EZ	.030
Clinton	871	RJ8C	841	J8C	5843	843EZ	.025

**LAWN & GARDEN EQUIPMENT**BOUGIES POUR PETITS MOTEURS
Para motores de césped y jardín

Model/Engine	Copper Plus®		Alternate Plug		EZ Start™	EZ Start™ w/Eco•Core	Gap
	Stk #	Plug Type	Stk #	Plug Type			
ROOF (cont)							
MOWERS, TRIMMERS (cont)							
OHV; Honda OHV 9hp	322	RN11YC4	302	N11YC	5322	322EZ	.030
OHV; Kawasaki OHV 9, 5hp	322	RN11YC4	302	N11YC	5322	322EZ	.030
Kohler	871	RJ8C	841	J8C	5843	843EZ	.030
Piranha Tecumseh 6, 4hp	868	RJ19LM	861	J19LM	5861	861EZ	.030
Wisconsin	541	RD16	516	D16	---	---	.030
ROOT							
GARDEN TRACTORS							
	871	RJ8C	841	J8C	5843	843EZ	.030
LAWN MOWERS							
All Models	868	RJ19LM	861	J19LM	5861	861EZ	.030
TILLERS							
	840	RCJ8	843	CJ8	5843	843EZ	.030
ROOT-LOWELL							
SPRAYERS							
Briggs & Stratton	868	RJ19LM	861	J19LM	5861	861EZ	.030
ROPER							
GARDEN TRACTORS, TILLERS							
Briggs & Stratton	871	RJ8C	841	J8C	5843	843EZ	.030
Log Splitters	840	RCJ8	843	CJ8	5843	843EZ	.030
Onan BG, B48M, BF	857	RH18Y	---	---	---	---	.025
Onan N52	909	RS17YX	---	---	---	---	.025
Tecumseh	871	RJ8C	841	J8C	5843	843EZ	.030
LAWN MOWERS							
All Models	868	RJ19LM	861	J19LM	5861	861EZ	.030
ROTA-TRIM							
EDGERS, TRIMMERS							
Briggs & Stratton	868	RJ19LM	861	J19LM	5861	861EZ	.030
ROTAVATOR							
ROTOTILLER							
Wisconsin	541	RD16	516	D16	---	---	.030
TILLERS							
Kohler 6.25hp	868	RJ19LM	861	J19LM	5861	861EZ	.030
ROTH							
LAWN MOWERS							
All Models	868	RJ19LM	861	J19LM	5861	861EZ	.030
ROTO CLIPPER							
LAWN MOWERS							
All Models	868	RJ19LM	861	J19LM	5861	861EZ	.030
ROTO-HOE							
BLOWERS, CHIPPER, MULCHERS, LOG SPLITTERS, SPRAYERS, TILLERS, VACUUMS							
Briggs & Stratton 11, 8, 5, 4hp	868	RJ19LM	947	QJ19LM	5861	861EZ	.030
Kohler K181 8hp	868	RJ19LM	861	J19LM	5861	861EZ	.030
Kohler M8 8hp	854	RH10C	844	H10C	---	---	.030
Tecumseh 5hp	868	RJ19LM	861	J19LM	5861	861EZ	.030
ROTOETTE							
TILLERS							
14mm Heads	871	RJ8C	841	J8C	5843	843EZ	.030
18mm Heads	514	D14	---	---	---	---	.030
ROTOMATIC							
LAWN MOWERS							
All Models	868	RJ19LM	861	J19LM	5861	861EZ	.030



Model/Engine	Copper Plus®		Alternate Plug		EZ	EZ Start™	Gap
	Stk #	Plug Type	Stk #	Plug Type	Start™	w/Eco-Core	
ROTOTILLER							
ROTOTILLER							
14mm Heads	871	RJ8C	841	J8C	5843	843EZ	.030
18mm Heads	514	D14	---	---	---	---	.030
ROVER							
LAWN MOWERS							
Briggs & Stratton 5, 4.5, 5.5, 3.75hp	868	RJ19LM	947	QJ19LM	5861	861EZ	.030
ROW BUSTER							
TILLERS							
Briggs & Stratton	868	RJ19LM	861	J19LM	5861	861EZ	.030
ROYER							
COMPOSTERS, SHREDDERS							
Briggs & Stratton	868	RJ19LM	861	J19LM	5861	861EZ	.030
RPM							
LAWN MOWERS							
Briggs & Stratton	868	RJ19LM	861	J19LM	5861	861EZ	.030
Clinton	871	RJ8C	841	J8C	5843	843EZ	.025
Iron Horse	592	RJ12C	---	---	---	---	.025
Power Product Engine	511	J11C	---	---	---	---	.030
Rotoflo, Rototrim	868	RJ19LM	861	J19LM	5861	861EZ	.030
RUGG							
LAWN MOWERS							
All Models	868	RJ19LM	861	J19LM	5861	861EZ	.030
RYAN							
LAWN MOWERS							
Briggs & Stratton	868	RJ19LM	947	QJ19LM	5861	861EZ	.030
OMC	846	CJ14	---	---	5846	846EZ	.025
TURF EQUIPMENT							
Briggs & Stratton 3.5, 10, 3, 5, 11, 7hp	868	RJ19LM	947	QJ19LM	5861	861EZ	.030
Briggs & Stratton Vanguard 7.5, 6, 5.5hp	71	RC12YC	946	QC12YC	5071	71EZ	.020
327; Cushman 327 33hp	404	RN12YC	38	N12YC	---	---	.032
OHV; Honda OHV 4, 5.5hp	322	RN11YC4	302	N11YC	5322	322EZ	.030
Kawasaki 7hp	871	RJ8C	841	J8C	5843	843EZ	.030
OHV; Kawasaki OHV 8hp	322	RN11YC4	302	N11YC	5322	322EZ	.030
Kohler 12, 8hp	854	RH10C	844	H10C	---	---	.030
Kohler Command 18hp	71	RC12YC	946	QC12YC	5071	71EZ	.040
Kohler Magnum 8hp	868	RJ19LM	947	QJ19LM	5861	861EZ	.025
OHV; Kohler OHV 11hp	71	RC12YC	946	QC12YC	5071	71EZ	.040
Twin; Kohler Twin 18hp	25	RV17YC	---	---	---	---	.025
V-Twin; Kohler V-Twin 18hp	71	RC12YC	946	QC12YC	5071	71EZ	.030
Power Products	865	RDJ8J	847	DJ8J	5847	847EZ	.030
Wisconsin 7hp	541	RD16	516	D16	---	---	.025
RYOBI							
BLOWERS, VACUUMS, CULTIVATORS							
280r, 310r, 310Bv, 410r	865	RDJ8J	847	DJ8J	5847	847EZ	.030
4-Cycle; 510r 4-Cycle	940	RDZ19H	---	---	---	---	.030
4-Cycle; RY09460 4-Cycle	965	RZ7C	---	---	---	---	.020
4-Cycle; RY64400 4-Cycle 1.0hp 30cc	965	RZ7C	---	---	---	---	.020
TRIMMERS							
2075r, 2075RC, 2079r, 2090r, 2090RC	852	RCJ6Y	858	CJ6Y	5852	852EZ	.030
700r, 705r, 710r, 720r, 720Er, 740r, 750r, 760r, 765r, 766r, 767r, 768r, 770rEB, 780r, 865r, 855r	865	RDJ8J	847	DJ8J	5847	847EZ	.030
725r, 725rE, 750r, 768r, 775r, 780r, 790r, 790Pr, 920r, 920Er, 925r, 960r, 970r, 975r, 990r	872	RDJ7Y	855	DJ7Y	5851	851EZ	.030
4-Cycle; 825r, 875r, 890r, 1075r, 1079r, 1090r, 2065r, 2085r 4-Cycle	940	RDZ19H	---	---	---	---	.030
RD260, RD330, RD420	840	RCJ8	843	CJ8	5843	843EZ	.030
4-Cycle; RY13010 4-Cycle 1.1hp	965	RZ7C	---	---	---	---	.020
4-Cycle; RY34001, X430, RY34421, RY34441 4-Cycle 30cc	965	RZ7C	---	---	---	---	.020
Ryobi Pro-4-Mor	940	RDZ19H	---	---	---	---	.030

**LAWN & GARDEN EQUIPMENT**BOUGIES POUR PETITS MOTEURS
Para motores de césped y jardín

Model/Engine	Copper Plus®		Alternate Plug		EZ Start™	EZ Start™ w/Eco-Core	Gap
	Stk #	Plug Type	Stk #	Plug Type			
S & H							
EDGERS, TRIMMERS							
Briggs & Stratton	868	RJ19LM	861	J19LM	5861	861EZ	.030
Honda G150 3hp	896	L90C	---	---	---	---	.030
Honda G200 5hp	896	L90C	---	---	---	---	.030
Kohler 4hp	868	RJ19LM	861	J19LM	5861	861EZ	.030
S & R PRO CHIP							
CHIPPERS							
V-Twin; Briggs & Stratton Vanguard V-Twin 18hp	431	RC14YC	---	---	5071	71EZ	.030
OHV; Honda OHV 20, 18hp	322	RN11YC4	302	N11YC	5322	322EZ	.030
Liquid-Cooled; Kawasaki Liquid-Cooled V-Twin 20hp	840	RCJ8	843	CJ8	5843	843EZ	.030
V-Twin; Kohler V-Twin 25, 18hp	71	RC12YC	946	QC12YC	5071	71EZ	.030
SABRE							
LAWN MOWERS							
Briggs & Stratton 5.5, 6hp	868	RJ19LM	947	QJ19LM	5861	861EZ	.030
M10, M21, M23	868	RJ19LM	861	J19LM	5861	861EZ	.030
LAWN TRACTORS							
1338, 1538, 1546, 1646, 1438GS, 1538GS, 1538HS, 1542GS, 1542HS, 1642GS, 1642HS, 1646HS, 1642HV, 1646HV, 2254HV, 2554HV	71	RC12YC	946	QC12YC	5071	71EZ	.030
1642HV, 1646HV, 1842GV, 1842HV, 2048HV	431	RC14YC	---	---	5071	71EZ	.030
V-Twin; Briggs & Stratton Intek V-Twin 22hp	71	RC12YC	946	QC12YC	5071	71EZ	.030
OHV; Briggs & Stratton OHV 14, 15, 13hp	71	RC12YC	946	QC12YC	5071	71EZ	.030
V-Twin; Briggs & Stratton Vanguard V-Twin 18, 20, 16hp	431	RC14YC	---	---	5071	71EZ	.030
V-Twin; Kohler V-Twin 25hp	71	RC12YC	946	QC12YC	5071	71EZ	.030
SACHS							
BRUSHCUTTERS							
Kawasaki	840	RCJ8	843	CJ8	5843	843EZ	.030
SAK-VAC							
VACUUMS							
Briggs & Stratton 5hp	868	RJ19LM	947	QJ19LM	5861	861EZ	.030
Kawasaki 5.2hp	840	RCJ8	843	CJ8	5843	843EZ	.030
SALSCO							
AERATORS, ASPHALT PAVERS, BLOWERS, CHIPPER, SHREDDERS, DETHATCHERS, UTILITY VEHICLES, VACUUMS							
Briggs & Stratton	868	RJ19LM	861	J19LM	5861	861EZ	.030
V-Twin; Briggs & Stratton Vanguard V-Twin 16hp	431	RC14YC	---	---	5071	71EZ	.030
Ford 140cid	401	RS12YC	---	---	---	---	.030
Ford 300cid	129	RF10C	---	---	---	---	.025
OHV; Honda OHV 8, 9, 13hp	322	RN11YC4	302	N11YC	5322	322EZ	.030
Kawasaki 7.5hp	806	L92YC	---	---	---	---	.030
Kohler 10, 14, 12hp	854	RH10C	844	H10C	---	---	.030
OHV; Kohler OHV 12.5hp	71	RC12YC	946	QC12YC	5071	71EZ	.040
Twin; Kohler Twin 16hp	25	RV17YC	---	---	---	---	.025
V-Twin; Kohler V-Twin 25, 20hp	71	RC12YC	946	QC12YC	5071	71EZ	.030
Wisconsin 50, 37, 30hp	541	RD16	516	D16	---	---	.030
Wisconsin 65hp	404	RN12YC	38	N12YC	---	---	.025
SARLO							
BRUSHCUTTERS							
BC8	872	RDJ7Y	855	DJ7Y	5851	851EZ	.030
LAWN MOWERS							
Briggs & Stratton 8.5, 12.5, 10.5, 5, 8, 5.5hp	868	RJ19LM	947	QJ19LM	5861	861EZ	.030
OHV; Briggs & Stratton OHV 6.75hp	71	RC12YC	946	QC12YC	5071	71EZ	.030
Honda 4hp	322	RN11YC4	302	N11YC	5322	322EZ	.030
OHV; Honda OHV 5hp	415	RN9YC	300	N9YC	5322	322EZ	.030
OHV; Kawasaki OHV 9hp	322	RN11YC4	302	N11YC	5322	322EZ	.030
K181; Kohler K181 8, 4hp	868	RJ19LM	861	J19LM	5861	861EZ	.030
MOWERS							
Briggs & Stratton 8.5, 10.5, 5, 5.5, 8hp	868	RJ19LM	947	QJ19LM	5861	861EZ	.030
Honda 13hp	322	RN11YC4	302	N11YC	5322	322EZ	.030
OHV; Honda OHV 4hp	322	RN11YC4	302	N11YC	5322	322EZ	.030
OHV; Honda OHV 5hp	415	RN9YC	300	N9YC	5322	322EZ	.030
OHV; Kawasaki OHV 9.5, 9hp	322	RN11YC4	302	N11YC	5322	322EZ	.030



Model/Engine	Copper Plus®		Alternate Plug		EZ	EZ Start™	Gap
	Stk #	Plug Type	Stk #	Plug Type	Start™	w/Eco-Core	
SARLO (cont)							
MOWERS (cont)							
Kohler 8, 4hp	868	RJ19LM	861	J19LM	5861	861EZ	.030
TRIMMERS							
Briggs & Stratton Intek 6.75hp	71	RC12YC	946	QC12YC	5071	71EZ	.030
CS16, SS18	872	RDJ7Y	855	DJ7Y	5851	851EZ	.030
SATURN							
LAWN MOWERS							
Tecumseh 5hp	840	RCJ8	843	CJ8	5843	843EZ	.030
SAVAGE							
LAWN MOWERS							
Briggs & Stratton	868	RJ19LM	861	J19LM	5861	861EZ	.030
2-Cycle; Clinton 2-Cycle	846	CJ14	---	---	5846	846EZ	.025
4-Cycle; Clinton 4-Cycle	871	RJ8C	841	J8C	5843	843EZ	.025
Lauson	871	RJ8C	841	J8C	5843	843EZ	.025
Power Product Engine	592	RJ12C	---	---	---	---	.025
SCAG							
EDGERS							
Briggs & Stratton 3.5hp	868	RJ19LM	947	QJ19LM	5861	861EZ	.030
RIDING MOWERS							
Briggs & Stratton 11, 12hp	868	RJ19LM	947	QJ19LM	5861	861EZ	.030
Twin; Briggs & Stratton Twin 18hp	868	RJ19LM	947	QJ19LM	5861	861EZ	.030
Liquid-Cooled; Briggs & Stratton Vanguard Liquid-Cooled 31hp	71	RC12YC	946	QC12YC	5071	71EZ	.020
V-Twin; Briggs & Stratton Vanguard V-Twin 16, 18, 20hp	431	RC14YC	---	---	5071	71EZ	.030
Kawasaki 12.5hp	840	RCJ8	843	CJ8	5843	843EZ	.030
Kawasaki 14hp	896	L90C	---	---	---	---	.025
Kawasaki 15hp	322	RN11YC4	302	N11YC	5322	322EZ	.030
Liquid-Cooled; Kawasaki Liquid-Cooled V-Twin 27hp	404	RN12YC	38	N12YC	---	---	.025
Kawasaki V-Twin 17, 23, 21, 19hp	322	RN11YC4	302	N11YC	5322	322EZ	.030
Kawasaki V-Twin 22hp	840	RCJ8	843	CJ8	5843	843EZ	.030
Kohler Aegis 23hp	431	RC14YC	---	---	5071	71EZ	.030
OHV; Kohler OHV 13, 14, 12.5, 6, 15hp	71	RC12YC	946	QC12YC	5071	71EZ	.040
Twin; Kohler Twin 18, 20hp	25	RV17YC	---	---	---	---	.025
V-Twin; Kohler V-Twin 18, 20, 22, 23, 25hp	71	RC12YC	946	QC12YC	5071	71EZ	.030
SCHWEISS							
LOG SPLITTERS, RIDING MOWERS, SPRAYERS, TILLERS							
Briggs & Stratton 10, 5, 3hp	868	RJ19LM	861	J19LM	5861	861EZ	.030
Twin; Briggs & Stratton Twin 18hp	868	RJ19LM	947	QJ19LM	5861	861EZ	.030
Kohler 23hp	854	RH10C	844	H10C	---	---	.030
Twin; Kohler Twin 20, 18hp	25	RV17YC	---	---	---	---	.025
V-Twin; Kohler V-Twin 25, 20hp	71	RC12YC	946	QC12YC	5071	71EZ	.030
Twin; Onan Twin 24hp	909	RS17YX	---	---	---	---	.025
SCORPION							
SPRAYERS							
Briggs & Stratton 3.7hp	868	RJ19LM	861	J19LM	5861	861EZ	.030
Honda 2.5hp	846	CJ14	---	---	5846	846EZ	.030
SCOTTS							
CULTIVATORS, EDGER, TRIMMERS, RIDING MOWERS							
Briggs & Stratton 15hp	868	RJ19LM	947	QJ19LM	5861	861EZ	.030
OHV; Briggs & Stratton Intek OHV 17hp	71	RC12YC	946	QC12YC	5071	71EZ	.030
Twin; Briggs & Stratton Intek Twin 20hp	71	RC12YC	946	QC12YC	5071	71EZ	.030
Briggs & Stratton Vanguard	431	RC14YC	---	---	5071	71EZ	.030
F1016-000	863	RCJ8Y	848	CJ8Y	5843	843EZ	.030
F3009-000, F4315-050, F4315-070	868	RJ19LM	861	J19LM	5861	861EZ	.030
OHV; Kohler OHV 16, 20, 25, 23hp	71	RC12YC	946	QC12YC	5071	71EZ	.030
Tecumseh 1.6hp	863	RCJ8Y	848	CJ8Y	5843	843EZ	.030
Tecumseh 4, 3.5hp	868	RJ19LM	861	J19LM	5861	861EZ	.030
LAWN MOWERS							
L Head; Briggs & Stratton "L" Head 3.5, 5, 4, 4.5, 5.5hp	868	RJ19LM	947	QJ19LM	5861	861EZ	.030
OHV; Briggs & Stratton OHV 5hp	71	RC12YC	946	QC12YC	5071	71EZ	.030
F2105-040, F2155-150, F2155-050, F2155-000	868	RJ19LM	861	J19LM	5861	861EZ	.030

**LAWN & GARDEN EQUIPMENT**

BOUGIES POUR PETITS MOTEURS

Para motores de césped y jardín



Model/Engine	Copper Plus®		Alternate Plug		EZ Start™	EZ Start™ w/Eco•Core	Gap
	Stk #	Plug Type	Stk #	Plug Type			
SCOTTS (cont)							
LAWN MOWERS (cont)							
F2155-000	415	RN9YC	300	N9YC	5322	322EZ	.030
OHV; Honda OHV 5hp	415	RN9YC	300	N9YC	5322	322EZ	.030
SCYTHETTE							
LAWN MOWERS							
All Models	592	RJ12C	---	---	---	---	.030
SEAMAN							
TILLERS							
Rotary Tillers	871	RJ8C	841	J8C	5843	843EZ	.030
SEARS							
(See Craftsman)	---	---	---	---	---	---	
SELBRO							
BLOWERS							
Briggs & Stratton 8hp	868	RJ19LM	947	QJ19LM	5861	861EZ	.030
OHV; Briggs & Stratton Intek OHV 5hp	71	RC12YC	946	QC12YC	5071	71EZ	.020
Briggs & Stratton Vanguard 16hp	71	RC12YC	946	QC12YC	5071	71EZ	.030
OHV; Honda OHV 8, 11, 13hp	322	RN11YC4	302	N11YC	5322	322EZ	.030
Kohler 8hp	854	RH10C	844	H10C	---	---	.030
Twin; Kohler Twin 18hp	25	RV17YC	---	---	---	---	.025
V-Twin; Kohler V-Twin 25hp	71	RC12YC	946	QC12YC	5071	71EZ	.040
SENSATION							
LAWN MOWERS							
All Other Clinton Eng's.	854	RH10C	844	H10C	---	---	.025
Briggs & Stratton	868	RJ19LM	861	J19LM	5861	861EZ	.030
501; Clinton 501	592	RJ12C	---	---	---	---	.025
Honda	896	L90C	---	---	---	---	.030
Lauson	840	RCJ8	843	CJ8	5843	843EZ	.030
MOWERS							
V-Twin; Briggs & Stratton Vanguard V-Twin 16hp	431	RC14YC	---	---	5071	71EZ	.030
Honda 4, 11, 5.5hp	322	RN11YC4	302	N11YC	5322	322EZ	.030
SENTINEL							
EDGERS, GARDEN TRACTORS, TILLERS							
Briggs & Stratton 12hp	868	RJ19LM	947	QJ19LM	5861	861EZ	.030
Twin; Briggs & Stratton Twin 18, 12.5, 14hp	868	RJ19LM	947	QJ19LM	5861	861EZ	.030
Briggs & Stratton Vanguard	431	RC14YC	---	---	5071	71EZ	.030
Tecumseh 3, 1.6hp	863	RCJ8Y	848	CJ8Y	5843	843EZ	.030
LAWN MOWERS							
Briggs & Stratton 3.75, 5, 3.5, 4hp	868	RJ19LM	947	QJ19LM	5861	861EZ	.030
SHARK							
PRESSURE WASHERS							
Briggs & Stratton Quantum 6hp	868	RJ19LM	861	J19LM	5861	861EZ	.030
OHV; Honda OHV 5hp	322	RN11YC4	302	N11YC	5322	322EZ	.030
SHARK TRIMMERS							
TRIMMERS							
Honda 5.5, 4hp	322	RN11YC4	302	N11YC	5322	322EZ	.030
SHAW DU-ALL							
TRACTORS							
7/8"-18 Heads	569	W14	---	---	---	---	.025
A1 Peppy Pal, A2, H2, R5	871	RJ8C	841	J8C	5843	843EZ	.030
R7, R9, R12T, HY8	555	UD16	---	---	---	---	.030
S28, S32	541	RD16	516	D16	---	---	.030
SHINDAIWA							
BLOWERS							
EB45, EB240, EB480, EB500, EB501, 254	840	RCJ8	843	CJ8	5843	843EZ	.030
EB630	852	RCJ6Y	858	CJ6Y	5852	852EZ	.030
BRUSHCUTTERS							
BP35, B40, B45, BP450, C25, C27, C35, RC45, C230, C250, C350	840	RCJ8	843	CJ8	5843	843EZ	.030
C260, C270	863	RCJ8Y	848	CJ8Y	5843	843EZ	.030



Model/Engine	Copper Plus®		Alternate Plug		EZ	EZ Start™	Gap
	Stk #	Plug Type	Stk #	Plug Type	Start™	w/Eco-Core	
SHINDAIWA (cont)							
EDGERS							
LE230, LE250, LE260	840	RCJ8	843	CJ8	5843	843EZ	.030
HEDGE TRIMMERS							
DH230-30, DH230-40, HT20-30, HT20-40, 22DH, HT230-30, HT230-40	840	RCJ8	843	CJ8	5843	843EZ	.030
POWER BROOMS							
PB230	840	RCJ8	843	CJ8	5843	843EZ	.030
PB27, PB270	863	RCJ8Y	848	CJ8Y	5843	843EZ	.030
TRIMMERS							
22F, 22T, 210, 220, F18, F20, F21, F230, T18, T20, T25, T27, T270, T230, T230 Limited, T230X, T250, T350	840	RCJ8	843	CJ8	5843	843EZ	.030
T260, T260 Limited, T270	863	RCJ8Y	848	CJ8Y	5843	843EZ	.030
SHUR-SPLIT							
LOG SPLITTERS							
Briggs & Stratton	868	RJ19LM	861	J19LM	5861	861EZ	.030
Tecumseh	871	RJ8C	841	J8C	5843	843EZ	.030
SIGMA							
LAWN MOWERS							
Briggs & Stratton 5, 3hp	868	RJ19LM	861	J19LM	5861	861EZ	.030
OHV; Kawasaki OHV 5, 4hp	322	RN11YC4	302	N11YC	5322	322EZ	.030
Tecumseh 3hp	868	RJ19LM	861	J19LM	5861	861EZ	.030
Tecumseh 7hp	871	RJ8C	841	J8C	5843	843EZ	.030
SIGNATURE							
CHIPPERS, SHREDDERS, CULTIVATORS, EDGERS, TRIMMERS, LAWN TRACTORS							
Briggs & Stratton 10, 8, 5, 3.5hp	868	RJ19LM	861	J19LM	5861	861EZ	.030
Briggs & Stratton 11.5, 15.5, 14.5hp	868	RJ19LM	947	QJ19LM	5861	861EZ	.030
V-Twin; Briggs & Stratton Vanguard V-Twin 20, 16, 18hp	431	RC14YC	---	---	5071	71EZ	.030
Tecumseh 1.6hp	863	RCJ8Y	848	CJ8Y	5843	843EZ	.030
LAWN MOWERS							
Briggs & Stratton 4, 5.5, 4.75, 5hp	868	RJ19LM	947	QJ19LM	5861	861EZ	.030
SIMPLICITY							
CHIPPERS, SHREDDERS, RIDING MOWERS, TILLERS, TRACTORS							
L Head Engines; Briggs & Stratton "L" Head Engines	868	RJ19LM	947	QJ19LM	5861	861EZ	.030
Briggs & Stratton Intek 17, 15.5, 14.5hp	71	RC12YC	946	QC12YC	5071	71EZ	.030
OHV; Briggs & Stratton Intek OHV 5.5, 6, 6.5, 7hp	71	RC12YC	946	QC12YC	5071	71EZ	.020
Briggs & Stratton Intek, Vanguard 20, 17, 15.5, 14.5, 15hp	71	RC12YC	946	QC12YC	5071	71EZ	.030
Liquid-Cooled; Briggs & Stratton Liquid-Cooled 24.5hp	71	RC12YC	946	QC12YC	5071	71EZ	.030
OHV; Briggs & Stratton OHV 14, 18, 15.5, 13hp	71	RC12YC	946	QC12YC	5071	71EZ	.030
Briggs & Stratton Vanguard 20, 17, 15hp	71	RC12YC	946	QC12YC	5071	71EZ	.030
Briggs & Stratton Vanguard 23, 21hp	431	RC14YC	---	---	5071	71EZ	.030
V-Twin; Briggs & Stratton Vanguard V-Twin 14, 20, 12.5, 18, 16hp	431	RC14YC	---	---	5071	71EZ	.030
Honda 16hp	322	RN11YC4	302	N11YC	5322	322EZ	.030
Liquid-Cooled; Kawasaki Liquid-Cooled V-Twin 20, 15hp	840	RCJ8	843	CJ8	5843	843EZ	.025
OHV; Kawasaki OHV 17hp	322	RN11YC4	302	N11YC	5322	322EZ	.030
Kohler 23, 10, 16, 14hp	854	RH10C	844	H10C	---	---	.030
OHV; Kohler OHV 14, 12.5, 15hp	71	RC12YC	946	QC12YC	5071	71EZ	.040
Twin; Kohler Twin 20, 17hp	25	RV17YC	---	---	---	---	.025
V-Twin; Kohler V-Twin 18, 23, 20, 25hp	71	RC12YC	946	QC12YC	5071	71EZ	.030
Onan CCKB	538	RH8C	587	H8C	---	---	.030
Tecumseh 8, 5hp	871	RJ8C	841	J8C	5843	843EZ	.030
LAWN MOWERS							
Briggs & Stratton	868	RJ19LM	947	QJ19LM	5861	861EZ	.030
Kohler	868	RJ19LM	861	J19LM	5861	861EZ	.030
SIMPSON							
4K Log Splitters	840	RCJ8	843	CJ8	5843	843EZ	.030

**LAWN & GARDEN EQUIPMENT**

BOUGIES POUR PETITS MOTEURS

Para motores de césped y jardín



Model/Engine	Copper Plus®		Alternate Plug		EZ Start™	EZ Start™ w/Eco•Core	Gap
	Stk #	Plug Type	Stk #	Plug Type			
SINGER							
BLOWERS, VACS, BRUSHCUTTERS, TILLERS, TRIMMERS							
GBV28	865	RDJ8J	847	DJ8J	5847	847EZ	.030
GC31, GBC2818, GT2815, GTE2818, GTS2816	872	RDJ7Y	855	DJ7Y	5851	851EZ	.030
SKIBBE							
LAWN, GARDEN SPRAYERS							
Briggs & Stratton	868	RJ19LM	861	J19LM	5861	861EZ	.030
OHV; Honda OHV 5, 3.5hp	415	RN9YC	300	N9YC	5322	322EZ	.030
SLOPE TRACTOR							
GARDEN TRACTORS							
Ford 192cid	854	RH10C	844	H10C	---	---	.030
Ford 98cid	415	RN9YC	300	N9YC	5322	322EZ	.030
SMC							
BRUSHCUTTERS							
	840	RCJ8	843	CJ8	5843	843EZ	.025
LAWN MOWERS							
Kawasaki	849	CJ6	---	---	---	---	.030
Kioritz	840	RCJ8	843	CJ8	5843	843EZ	.030
TRIMMERS							
	840	RCJ8	843	CJ8	5843	843EZ	.025
SMITHCO							
LAWN MOWERS							
Briggs & Stratton	868	RJ19LM	947	QJ19LM	5861	861EZ	.030
K181; Kohler K181 8hp	868	RJ19LM	861	J19LM	5861	861EZ	.030
Tecumseh	871	RJ8C	841	J8C	5843	843EZ	.030
POWER SPRAYERS							
Briggs & Stratton	868	RJ19LM	861	J19LM	5861	861EZ	.030
Kohler K181 7, 8hp	868	RJ19LM	861	J19LM	5861	861EZ	.030
Robin EY21W	871	RJ8C	841	J8C	5843	843EZ	.030
Tecumseh	871	RJ8C	841	J8C	5843	843EZ	.030
TRUCK, TRACTORS							
OHV; Honda OHV 5.5hp	322	RN11YC4	302	N11YC	5322	322EZ	.030
Kohler K181 8hp	868	RJ19LM	861	J19LM	5861	861EZ	.030
TURF SWEEPERS							
V-Twin; Kohler V-Twin 25hp	71	RC12YC	946	QC12YC	5071	71EZ	.030
SMUCKER							
FERTILIZER SPREADERS							
Briggs & Stratton 6hp	868	RJ19LM	861	J19LM	5861	861EZ	.030
SNAPPER							
CHIPPERS, SHREDDERS, EDGERS, MOWERS, TILLERS, TRACTORS, WASTE GRINDERS							
14hp	854	RH10C	844	H10C	---	---	.030
Briggs & Stratton 3.5, 5, 8, 9, 13, 10, 6hp	868	RJ19LM	947	QJ19LM	5861	861EZ	.030
OHV; Briggs & Stratton Intek OHV 6.5, 6.75hp	71	RC12YC	946	QC12YC	5071	71EZ	.020
OHV; Briggs & Stratton OHV 14hp	71	RC12YC	946	QC12YC	5071	71EZ	.030
OHV; Briggs & Stratton OHV 7, 11, 14.5, 15, 14, 12, 13hp	868	RJ19LM	861	J19LM	5861	861EZ	.030
Single Cylinder; Briggs & Stratton Vanguard Single Cylinder 16hp	71	RC12YC	946	QC12YC	5071	71EZ	.030
V-Twin; Briggs & Stratton Vanguard V-Twin 18, 16hp	431	RC14YC	---	---	5071	71EZ	.030
OHV; Honda OHV 5.5hp	322	RN11YC4	302	N11YC	5322	322EZ	.030
Kawasaki 12.5hp	840	RCJ8	843	CJ8	5843	843EZ	.030
OHV; Kawasaki OHV 9, 14, 9.5, 5, 17hp	322	RN11YC4	302	N11YC	5322	322EZ	.030
V-Twin; Kawasaki V-Twin OHV 25, 21, 19hp	322	RN11YC4	302	N11YC	5322	322EZ	.030
Kohler 18hp	854	RH10C	844	H10C	---	---	.030
Twin; Kohler Magnum Twin 20, 18hp	25	RV17YC	---	---	---	---	.025
OHV; Kohler OHV 15, 14hp	71	RC12YC	946	QC12YC	5071	71EZ	.040
V-Twin; Kohler V-Twin 20, 18, 22, 23, 25hp	71	RC12YC	946	QC12YC	5071	71EZ	.030
Kubota 21hp	71	RC12YC	946	QC12YC	5071	71EZ	.025
Kubota 23hp	71	RC12YC	946	QC12YC	5071	71EZ	.030
Onan B48M, B43M	857	RH18Y	---	---	---	---	.030
2-Cycle; Robin 2-Cycle 4hp	840	RCJ8	843	CJ8	5843	843EZ	.030
Robin 6.5, 12, 6hp	830	RL86C	306	L86C	---	---	.025
Tecumseh	856	RJ17LM	845	J17LM	5861	861EZ	.030



Model/Engine	Copper Plus®		Alternate Plug		EZ Start™	EZ Start™ w/Eco-Core	Gap
	Stk #	Plug Type	Stk #	Plug Type			
SNAPPER (cont)							
CHIPPERS, SHREDDERS, EDGERS, MOWERS, TILLERS, TRACTORS, WASTE GRINDERS (cont)							
Wisconsin 4.6hp	830	RL86C	306	L86C	---	---	.025
GROUND CRUISER							
OHV; Kawasaki OHV 9.5hp	322	RN11YC4	302	N11YC	5322	322EZ	.030
LAWN MOWERS							
Briggs & Stratton	868	RJ19LM	947	QJ19LM	5861	861EZ	.030
OHV; Honda OHV	830	RL86C	306	L86C	---	---	.030
OHV; Kawasaki OHV 12.5hp	840	RCJ8	843	CJ8	5843	843EZ	.030
OHV; Kawasaki OHV 5, 5.5hp	322	RN11YC4	302	N11YC	5322	322EZ	.030
Robin 4.8hp	896	L90C	---	---	---	---	.025
Robin 4hp	592	RJ12C	---	---	---	---	.025
OHV; Robin OHV 6, 6.5hp	830	RL86C	306	L86C	---	---	.025
Tecumseh	871	RJ8C	841	J8C	5843	843EZ	.030
OHV; Tecumseh OHV 6hp	104	RN4C	803	N4C	---	---	.030
RIDING MOWERS							
V-Twin; Briggs & Stratton V-Twin ELS OHV 18, 20hp	71	RC12YC	946	QC12YC	5071	71EZ	.030
V-Twin; Briggs & Stratton Vanguard V-Twin 21hp	431	RC14YC	---	---	5071	71EZ	.030
OHV; Kohler OHV 18hp	71	RC12YC	946	QC12YC	5071	71EZ	.030
SNAPPIN' TURTLE							
MOWERS							
14mm Heads	868	RJ19LM	861	J19LM	5861	861EZ	.030
18mm Heads	541	RD16	516	D16	---	---	.030
TRIMMERS							
Edger/Trimmers	871	RJ8C	841	J8C	5843	843EZ	.030
SNG							
SPREADERS							
V-Twin; Briggs & Stratton Vanguard V-Twin 16hp	431	RC14YC	---	---	5071	71EZ	.030
Honda 5.5, 20hp	322	RN11YC4	302	N11YC	5322	322EZ	.030
V-Twin; Kawasaki V-Twin 17hp	322	RN11YC4	302	N11YC	5322	322EZ	.030
V-Twin; Kawasaki V-Twin 22hp	840	RCJ8	843	CJ8	5843	843EZ	.030
V-Twin; Kohler V-Twin 20hp	71	RC12YC	946	QC12YC	5071	71EZ	.030
SOLO							
LAWN MOWERS							
518 Honda 4hp	322	RN11YC4	302	N11YC	5322	322EZ	.030
545, 545 r, 548r Briggs & Stratton 5, 8, 3, 6hp	868	RJ19LM	861	J19LM	5861	861EZ	.030
w/Ready Start; 546 R, 546 RS, 550 RS Briggs & Stratton 650 Series w/Ready Start 5.5hp 190cc	973	RJ19HX	---	---	5861	861EZ	.030
550 R Briggs & Stratton 6hp	868	RJ19LM	861	J19LM	5861	861EZ	.030
550, 553 S, 551R, 554, 582, 585, 546	868	RJ19LM	861	J19LM	5861	861EZ	.030
552 HR, 546 HR, 550HR, 553 SL	322	RN11YC4	302	N11YC	5322	322EZ	.030
580, Pro-Mower 549	830	RL86C	306	L86C	---	---	.030
w/Ready Start; 582 SM Briggs & Stratton 500 Series w/Ready Start 4hp 158cc	973	RJ19HX	---	---	5861	861EZ	.030
OHC; 585 HM, 546 HRM, 550 HRM Honda OHC Twin 5, 3, 4hp	322	RN11YC4	302	N11YC	5322	322EZ	.030
Briggs & Stratton 5.5, 3.3, 4.5, 3.75hp	868	RJ19LM	947	QJ19LM	5861	861EZ	.030
Honda 5.5, 4hp	322	RN11YC4	302	N11YC	5322	322EZ	.030
Piano-581 Mower, All Other Models	874	RL82C	811	L82C	---	---	.030
RIDING MOWERS							
Briggs & Stratton 13, 10.5, 15.5hp	868	RJ19LM	947	QJ19LM	5861	861EZ	.030
Briggs & Stratton Intek 18, 20hp	71	RC12YC	946	QC12YC	5071	71EZ	.030
SICKLE BARS							
522	830	RL86C	306	L86C	---	---	.030
Briggs & Stratton 3.5hp	868	RJ19LM	947	QJ19LM	5861	861EZ	.030
Honda 4.5, 6hp	322	RN11YC4	302	N11YC	5322	322EZ	.030
SPRAYERS							
100, 101 Multimot	849	CJ6	---	---	---	---	.030
400	840	RCJ8	843	CJ8	5843	843EZ	.030
415, 420	872	RDJ7Y	855	DJ7Y	5851	851EZ	.030
422	863	RCJ8Y	848	CJ8Y	5843	843EZ	.030

**LAWN & GARDEN EQUIPMENT**BOUGIES POUR PETITS MOTEURS
Para motores de césped y jardín

Model/Engine	Copper Plus®		Alternate Plug		EZ Start™	EZ Start™ w/Eco•Core	Gap
	Stk #	Plug Type	Stk #	Plug Type			
SOLO (cont)							
SPRAYERS (cont)							
Combi Eng. & Mist Blower, Mist Blower, 410, 410B, 412, 412B, 414, 423, 423B, 419, 424, 26, 436, 437, 439, 439/30 Trac, Minor 436, Rider 437, 440, 459 Modular Unit, 439 Trac, 439/50, 449, 449L	830	RL86C	306	L86C	---	---	.030
Mist Blower, 440/441, 445, 471, 472	852	RCJ6Y	858	CJ6Y	5852	852EZ	.030
TILLERS							
505, 507, 510	830	RL86C	306	L86C	---	---	.030
506	840	RCJ8	843	CJ8	5843	843EZ	.030
Briggs & Stratton 3.5hp	868	RJ19LM	947	QJ19LM	5861	861EZ	.030
Honda 1.5hp	808	Z9Y	---	---	---	---	.030
Honda 5hp	322	RN11YC4	302	N11YC	5322	322EZ	.030
TRIMMERS							
117, 21L, 121B, 121L, 129, 129L, 129BTS, 118, 119L, 119B, 120, 124, 126, 127	852	RCJ6Y	858	CJ6Y	5852	852EZ	.030
127B, 127L, 128, 130, 130H, 132, 134, 137, 140, 141, 152, 153	863	RCJ8Y	848	CJ8Y	5843	843EZ	.030
664	859	RCJ7Y	853	CJ7Y	5843	843EZ	.030
SOUTHLAND							
LAWN MOWERS							
Briggs & Stratton 3.5, 5.25, 3, 4, 3.75, 5, 6, 5.5hp	868	RJ19LM	947	QJ19LM	5861	861EZ	.030
Tecumseh	868	RJ19LM	861	J19LM	5861	861EZ	.030
SPARTAN							
BRUSHCUTTERS							
PC27	871	RJ8C	841	J8C	5843	843EZ	.030
PCE24	840	RCJ8	843	CJ8	5843	843EZ	.030
HEDGE CLIPPERS							
TR22	840	RCJ8	843	CJ8	5843	843EZ	.030
TRIMMERS							
PC22	840	RCJ8	843	CJ8	5843	843EZ	.030
PC35	871	RJ8C	841	J8C	5843	843EZ	.030
SPEECO							
LOG SPLITTERS							
Briggs & Stratton 5hp	868	RJ19LM	947	QJ19LM	5861	861EZ	.030
SPEEDEX							
GARDEN TRACTORS							
18mm Heads	541	RD16	516	D16	---	---	.025
Briggs & Stratton	868	RJ19LM	861	J19LM	5861	861EZ	.030
Twin; Briggs & Stratton Twin 16, 14hp	868	RJ19LM	947	QJ19LM	5861	861EZ	.030
Kohler	854	RH10C	844	H10C	---	---	.030
Twin; Kohler Twin 20, 18hp	25	RV17YC	---	---	---	---	.025
SPERRY-NEW HOLLAND							
LAWN MOWERS							
All Models	868	RJ19LM	861	J19LM	5861	861EZ	.030
TILLERS, TRACTORS							
Briggs & Stratton	868	RJ19LM	861	J19LM	5861	861EZ	.030
Kohler	854	RH10C	844	H10C	---	---	.030
SPIEGEL							
LAWN MOWERS							
All Models	868	RJ19LM	861	J19LM	5861	861EZ	.030
TILLERS							
All Models	871	RJ8C	841	J8C	5843	843EZ	.030
SPINAWAY							
LAWN MOWERS							
All Models	868	RJ19LM	861	J19LM	5861	861EZ	.030
TILLERS							
18mm Heads; All Models 18mm Heads	541	RD16	516	D16	---	---	.030



Model/Engine	Copper Plus®		Alternate Plug		EZ	EZ Start™	Gap
	Stk #	Plug Type	Stk #	Plug Type	Start™	w/Eco-Core	
SPINTRIM							
EDGERS, TRIMMERS							
All Models	870	RDJ6J	851	DJ6J	5851	851EZ	.030
SPIRIT II							
RIDING MOWERS							
Briggs & Stratton 12.5, 12hp	868	RJ19LM	947	QJ19LM	5861	861EZ	.030
V-Twin; Briggs & Stratton Vanguard V-Twin 20, 14, 16, 18hp	431	RC14YC	---	---	5071	71EZ	.030
V-Twin; Kohler V-Twin 20hp	71	RC12YC	946	QC12YC	5071	71EZ	.030
SPREADER-MATE							
SPREADERS							
OHV; Honda OHV 5.5hp	322	RN11YC4	302	N11YC	5322	322EZ	.030
STANDARD							
MOWERS							
14mm Heads	871	RJ8C	841	J8C	5843	843EZ	.025
18mm Heads	541	RD16	516	D16	---	---	.025
1/2"-14 Pipe Heads	525	25	---	---	---	---	.025
STANLEY							
RIDING MOWERS							
Zero Turn Kawasaki V-Twin 20hp 603cc	431	RC14YC	946	QC12YC	5071	71EZ	.030
Zero Turn Kawasaki V-Twin 24hp 725cc	431	RC14YC	946	QC12YC	5071	71EZ	.030
Zero Turn Kawasaki V-Twin 31hp 852cc	431	RC14YC	946	QC12YC	5071	71EZ	.030
STAR DIGGER							
HYDRAULIC POST HOLE DIGGER							
Briggs & Stratton 5hp	868	RJ19LM	947	QJ19LM	5861	861EZ	.030
Honda 5.5hp	322	RN11YC4	302	N11YC	5322	322EZ	.030
STEARNS							
MOWERS							
14mm Heads	868	RJ19LM	861	J19LM	5861	861EZ	.030
18mm Heads	541	RD16	516	D16	---	---	.030
STEINER							
RIDING MOWERS, TURF EQUIPMENT, UTILITY TRACTORS							
Briggs & Stratton 16hp	71	RC12YC	946	QC12YC	5071	71EZ	.030
Extended Life Series; Briggs & Stratton Extended Life Series 17.5hp	71	RC12YC	946	QC12YC	5071	71EZ	.030
V-Twin; Briggs & Stratton Intek V-Twin 25, 18hp	71	RC12YC	946	QC12YC	5071	71EZ	.030
OHV; Honda OHV	322	RN11YC4	302	N11YC	5322	322EZ	.030
Kawasaki 27hp	404	RN12YC	38	N12YC	---	---	.030
Kohler 27hp	71	RC12YC	946	QC12YC	5071	71EZ	.030
V-Twin; Kohler V-Twin 20, 22, 25hp	71	RC12YC	946	QC12YC	5071	71EZ	.030
Kubota 21, 25, 24.5hp	71	RC12YC	946	QC12YC	5071	71EZ	.030
Twin; Onan Twin 20, 16, 24hp	909	RS17YX	---	---	---	---	.025
UTILITY TRACTORS							
Robin 11hp	929	RL95YC	---	---	---	---	.025
STERLING							
BLOWERS, CHIPPERS, SHREDDERS							
Briggs & Stratton 5, 8hp	868	RJ19LM	947	QJ19LM	5861	861EZ	.030
Kawasaki 7.5hp	806	L92YC	---	---	---	---	.030
STIGA							
LAWN MOWERS							
Briggs & Stratton 3.5, 4, 5hp	868	RJ19LM	947	QJ19LM	5861	861EZ	.030
Honda 5hp	415	RN9YC	300	N9YC	5322	322EZ	.030
LAWN RAKES, RIDING MOWERS, TILLERS							
Briggs & Stratton 2, 8.5, 5, 3.5, 12.5, 10.5, 11.5hp	868	RJ19LM	947	QJ19LM	5861	861EZ	.030
OHV; Briggs & Stratton Intek OHV 6hp	71	RC12YC	946	QC12YC	5071	71EZ	.020
V-Twin; Briggs & Stratton Vanguard V-Twin 18, 16hp	431	RC14YC	---	---	5071	71EZ	.030

**LAWN & GARDEN EQUIPMENT**

BOUGIES POUR PETITS MOTEURS

Para motores de césped y jardín



Model/Engine	Copper Plus®		Alternate Plug		EZ Start™	EZ Start™ w/Eco•Core	Gap
	Stk #	Plug Type	Stk #	Plug Type			
STIHL							
BLOWERS, VACUUMS, BLOWER, SPRAYERS							
BG060, BG061, BG75	852	RCJ6Y	858	CJ6Y	5852	852EZ	.020
BG17/SG17, BR320, BR320L, BR400, SR320, SR400	859	RCJ7Y	853	CJ7Y	5843	843EZ	.020
BG45, BG46, BG55, BG65, BG85, SH55, SH85, BR45, BR200 27.2cc	852	RCJ6Y	---	---	5852	852EZ	.020
BG72, BR106	863	RCJ8Y	848	CJ8Y	5843	843EZ	.020
BG75 25.4cc	852	RCJ6Y	---	---	5852	852EZ	.020
BR106 34.4cc	852	RCJ6Y	---	---	5852	852EZ	.020
BR340, SR340 44.9cc	852	RCJ6Y	---	---	5852	852EZ	.020
BR350, BR430 63.3cc	852	RCJ6Y	---	---	5852	852EZ	.020
BR380, BR420, SR420, SR430, SR450 56.5cc	852	RCJ6Y	---	---	5852	852EZ	.020
BR500, BR550, BR600 64.8cc	965	RZ7C	---	---	---	---	.020
BRUSHCUTTERS, TRIMMERS							
FS100RX 1.4hp 31.4cc	965	RZ7C	---	---	---	---	.028
FS106 34.4cc	852	RCJ6Y	---	---	5852	852EZ	.020
FS120, FS300 1.8hp 30.8cc	852	RCJ6Y	---	---	5852	852EZ	.020
FS130, FS130R 1.9hp 36.3cc	965	RZ7C	---	---	---	---	.020
FS20, FS48, FS52, FS62, FS150, FS151, FS200, FS200AV, FS160, FS180, FS280K, FS360AVEZ, FS420, FS200AVE, FS202, FS202AV, FS220	852	RCJ6Y	858	CJ6Y	5852	852EZ	.020
FS250, FS350 2.2, 2.6hp 40.2cc	852	RCJ6Y	---	---	5852	852EZ	.020
FS260C 2.7hp 41.6cc	965	RZ7C	---	---	---	---	.020
FS310	965	RZ7C	---	---	---	---	.020
FS353, FS353AV	327	RL87YC	312	L87YC	---	---	.020
FS36, FS40, FS44, FS44J, FS44R, FS50, FS51, FS56AVRE, FS60, FS61, FS65, FS90	840	RCJ8	843	CJ8	5843	843EZ	.020
FS360C 2.3hp 37.7cc	965	RZ7C	---	---	---	---	.020
FS400 2.6hp 40.2cc	852	RCJ6Y	---	---	5852	852EZ	.020
FS401, FS401AVE	859	RCJ7Y	853	CJ7Y	5843	843EZ	.020
FS40C .9hp 27.2cc	965	RZ7C	---	---	---	---	.020
FS45, FS46, FS55 1hp 27.2cc	852	RCJ6Y	---	---	5852	852EZ	.020
FS450 2.8hp 44.3cc	852	RCJ6Y	---	---	5852	852EZ	.020
FS460CM, FS460CML 3hp 45.6cc	965	RZ7C	---	---	---	---	.020
FS480 3.0hp 48.7cc	852	RCJ6Y	---	---	5852	852EZ	.020
FS500 3.2hp 51.7cc	852	RCJ6Y	---	---	5852	852EZ	.020
FS50C, FS56 .9, 1.1, 1.2hp 27.2cc	965	RZ7C	---	---	---	---	.020
FS550 3.7hp 56.5cc	852	RCJ6Y	---	---	5852	852EZ	.020
FS66, FS72, FS75, FS81, FS85, FS85R, FS74AVE, FS74AVRE, FS76AVE, FS76AVRE, FS80, FS80R, FS86AVRE, FS88AVE, FS88AVRE, FS106AVE, FS108, FR106	863	RCJ8Y	848	CJ8Y	5843	843EZ	.020
FS70 1.2hp 27.2cc	965	RZ7C	---	---	---	---	.020
FS86 25.4cc	852	RCJ6Y	---	---	5852	852EZ	.020
EDGERS							
4-MIX; FC100, FC110 4-MIX 1.3hp 31.4cc	965	RZ7C	---	---	---	---	.028
FC44, FC72	840	RCJ8	843	CJ8	5843	843EZ	.020
FC55 1hp 27.2cc	852	RCJ6Y	---	---	5852	852EZ	.020
FC56C 1.1hp 27.2cc	965	RZ7C	---	---	---	---	.020
FC70 1.2hp 27.2cc	965	RZ7C	---	---	---	---	.020
FC75, FC85 1.3hp 25.4cc	852	RCJ6Y	---	---	5852	852EZ	.020
FC83 1.3hp 25.4cc	965	RZ7C	---	---	---	---	.020
FC90, FC95 1.3hp 28.4cc	965	RZ7C	---	---	---	---	.020
FS75	863	RCJ8Y	848	CJ8Y	5843	843EZ	.020
HEDGE TRIMMERS							
FH75 1.2hp 25.4cc	852	RCJ6Y	---	---	5852	852EZ	.020
H151, HS202, HS60, HS61, HS242	852	RCJ6Y	858	CJ6Y	5852	852EZ	.020
4-MIX; HL100 4-MIX 1.3hp 31.4cc	965	RZ7C	---	---	---	---	.028
HL45, HS45 1hp 27.2cc	852	RCJ6Y	---	---	5852	852EZ	.020
HL75, HL75L, HS72, HS74, HS75, HS76, HS80, HS85	863	RCJ8Y	848	CJ8Y	5843	843EZ	.020
HL90 1.3hp 28.4cc	965	RZ7C	---	---	---	---	.028
HS81, HS86 .9hp 22.7cc	965	RZ7C	---	---	---	---	.028
MISC. TURF EQUIPMENT							
Auger w/020 Power Heads	852	RCJ6Y	858	CJ6Y	5852	852EZ	.020
Auger, Drill w/08S Power Heads	327	RL87YC	312	L87YC	---	---	.020



Model/Engine	Copper Plus®		Alternate Plug		EZ Start™	EZ Start™ w/Eco-Core	Gap
	Stk #	Plug Type	Stk #	Plug Type			
STIHL (cont)							
MISC. TURF EQUIPMENT (cont)							
BT106C Augers	863	RCJ8Y	848	CJ8Y	5843	843EZ	.020
BT120C Auger, BT121 Auger 30.8cc	852	RCJ6Y	---	---	5852	852EZ	.020
BT308, BT309 Augers	327	RL87YC	312	L87YC	---	---	.020
BT45 Auger 27.2cc	852	RCJ6Y	---	---	5852	852EZ	.020
Drill w/045 Power Heads	852	RCJ6Y	858	CJ6Y	5852	852EZ	.020
KS43	541	RD16	516	D16	---	---	.025
KW85 Powersweep 1.3hp 25.4cc	852	RCJ6Y	---	---	5852	852EZ	.020
S10, BT360 Augers	852	RCJ6Y	858	CJ6Y	5852	852EZ	.020
SP200 Harvester 36.3cc	852	RCJ6Y	---	---	5852	852EZ	.020
Super Rake	840	RCJ8	843	CJ8	5843	843EZ	.020
MULTI-TOOL							
4-MIX; KM110 4-MIX 1.3hp 31.4cc	965	RZ7C	---	---	---	---	.020
KM130 1.9hp 36.3cc	965	RZ7C	---	---	---	---	.028
KM55, MM55 1hp 27.2cc	852	RCJ6Y	---	---	5852	852EZ	.020
KM55R 1hp 27.2cc	852	RCJ6Y	---	---	5852	852EZ	.020
KM56R 1.1hp 27.2cc	965	RZ7C	---	---	---	---	.020
KM85 1.3hp 25.4cc	852	RCJ6Y	---	---	5852	852EZ	.020
KM90, KM90R 1.3hp 28.4cc	965	RZ7C	---	---	---	---	.028
STRING TRIMMERS							
4-MIX; FS100 4-MIX 1.3hp 31.4cc	965	RZ7C	---	---	---	---	.028
4-MIX; FS110 4-MIX 1.3hp 31.4cc	965	RZ7C	---	---	---	---	.020
STRUNK							
LAWN MOWERS							
All Models	868	RJ19LM	861	J19LM	5861	861EZ	.030
STUMP MACHINE							
STUMP GRINDERS							
OHV; Honda OHV 9, 13hp	322	RN11YC4	302	N11YC	5322	322EZ	.030
Kohler CS 10hp	322	RN11YC4	302	N11YC	5322	322EZ	.030
SUFFOLK							
LAWN MOWERS							
All Models	868	RJ19LM	861	J19LM	5861	861EZ	.030
SUNBEAM							
COMPOSTERS, MOWERS							
18mm Heads	541	RD16	516	D16	---	---	.025
Briggs & Stratton	868	RJ19LM	861	J19LM	5861	861EZ	.030
Tecumseh	871	RJ8C	841	J8C	5843	843EZ	.030
LAWN MOWERS							
Briggs & Stratton	868	RJ19LM	861	J19LM	5861	861EZ	.030
Tecumseh	871	RJ8C	841	J8C	5843	843EZ	.030
Victa	840	RCJ8	843	CJ8	5843	843EZ	.030
SUPER SPLIT							
LOG SPLITTERS							
Briggs & Stratton	868	RJ19LM	861	J19LM	5861	861EZ	.030
SUPERIOR							
LOG SPLITTERS, SPRAYERS							
Briggs & Stratton	868	RJ19LM	861	J19LM	5861	861EZ	.030
SUTECH STEALTH							
LAWN MOWERS							
Briggs & Stratton 8, 4, 10.5hp	868	RJ19LM	947	QJ19LM	5861	861EZ	.030
Honda 2.5hp	846	CJ14	---	---	5846	846EZ	.025
Kawasaki 9hp	322	RN11YC4	302	N11YC	5322	322EZ	.030
MOWERS							
Briggs & Stratton 10.5, 8hp	868	RJ19LM	947	QJ19LM	5861	861EZ	.030
OHV; Briggs & Stratton Intek OHV 6.5hp	71	RC12YC	946	QC12YC	5071	71EZ	.020
Briggs & Stratton Vanguard 12.5hp	71	RC12YC	946	QC12YC	5071	71EZ	.030
OHV; Kawasaki OHV 9hp	322	RN11YC4	302	N11YC	5322	322EZ	.030
SWEEPERS							
Honda 2.5hp	846	CJ14	---	---	5846	846EZ	.025



Model/Engine	Copper Plus®		Alternate Plug		EZ Start™	EZ Start™ w/Eco-Core	Gap
	Stk #	Plug Type	Stk #	Plug Type			
SWEEPSTER							
SWEEPERS, THATCHERS							
Briggs & Stratton 5hp	868	RJ19LM	861	J19LM	5861	861EZ	.030
OHV; Honda OHV 5.5hp	322	RN11YC4	302	N11YC	5322	322EZ	.030
OHV; Honda OHV 5hp	415	RN9YC	300	N9YC	5322	322EZ	.030
Twin; Onan Twin 18hp	909	RS17YX	---	---	---	---	.025
Robin 4.5hp	929	RL95YC	---	---	---	---	.025
Wisconsin 30hp	541	RD16	516	D16	---	---	.025
Wisconsin 65hp	404	RN12YC	38	N12YC	---	---	.025
SWISH-ERR							
CHIPPERS, RIDING MOWERS, TRAILMOWERS							
Briggs & Stratton 12, 3.75, 8, 12.5, 6, 5hp	868	RJ19LM	947	QJ19LM	5861	861EZ	.030
OHV; Briggs & Stratton Intek OHV 17.5hp	71	RC12YC	946	QC12YC	5071	71EZ	.030
V-Twin; Briggs & Stratton Vanguard V-Twin 20, 14, 16, 18hp	431	RC14YC	---	---	5071	71EZ	.030
Kawasaki 12.5hp	840	RCJ8	843	CJ8	5843	843EZ	.030
OHV; Kohler OHV 14hp	71	RC12YC	946	QC12YC	5071	71EZ	.040
Tecumseh 6, 5, 10hp	871	RJ8C	841	J8C	5843	843EZ	.030
OHV; Tecumseh OHV 10.5hp	868	RJ19LM	861	J19LM	5861	861EZ	.030
OHV; Tecumseh OHV 13hp	104	RN4C	803	N4C	---	---	.030
LAWN MOWERS							
Briggs & Stratton 3.5, 8, 3.75hp	868	RJ19LM	947	QJ19LM	5861	861EZ	.030
2-Cycle; Robin 2-Cycle 4hp	592	RJ12C	---	---	---	---	.025
4-Cycle; Robin 4-Cycle OHV 4hp	104	RN4C	803	N4C	---	---	.030
Tecumseh 4hp	868	RJ19LM	861	J19LM	5861	861EZ	.030
LOG SPLITTERS							
Briggs & Stratton 6, 10.5, 9, 8.5hp	868	RJ19LM	947	QJ19LM	5861	861EZ	.030
SWISHER							
LAWN MOWERS							
Briggs & Stratton 11.5hp 344cc	71	RC12YC	946	QC12YC	5071	71EZ	.030
LOG SPLITTERS							
22 Ton Briggs & Stratton 6.75 ft-lbs Gross Torque 190cc	868	RJ19LM	868LMC	RJ19LMC	5861	861EZ	.020
28 Ton Briggs & Stratton 11.5hp 344cc	71	RC12YC	946	QC12YC	5071	71EZ	.030
28 Ton Briggs & Stratton 8.75 ft-lbs Gross Torque 190cc	71	RC12YC	946	QC12YC	5071	71EZ	.030
34 Ton Briggs & Stratton 125hp 344cc	71	RC12YC	946	QC12YC	5071	71EZ	.030
SYCAMORE							
LAWN MOWERS							
Briggs & Stratton	868	RJ19LM	861	J19LM	5861	861EZ	.030
Tecumseh	868	RJ19LM	861	J19LM	5861	861EZ	.030
T.I.P.							
SPIKERS, SEEDERS							
OHV; Honda OHV 5hp	415	RN9YC	300	N9YC	5322	322EZ	.030
TAILGATE MULCHER							
MULCHERS							
V-Twin; Honda V-Twin 20hp	846	CJ14	---	---	5846	846EZ	.025
Twin; Kohler Twin 18hp	25	RV17YC	---	---	---	---	.025
V-Twin; Kohler V-Twin 18hp	71	RC12YC	946	QC12YC	5071	71EZ	.030
TANAKA							
AUGERS							
JEA-1C, JEA-2C	871	RJ8C	841	J8C	5843	843EZ	.030
QIA-10, Q22, TED-262DH, TIA-302, TIA-305	840	RCJ8	843	CJ8	5843	843EZ	.030
TEA-30	102	RJ6C	823	J6C	---	---	.030
TEA-500 2.5hp 50cc	840	RCJ8	843	CJ8	5843	843EZ	.030
TIA-340 31cc	852	RCJ6Y	858	CJ6Y	5852	852EZ	.024
TIA-350PFS Tanaka Pure-Fire 1.6hp 32cc	852	RCJ6Y	858	CJ6Y	5852	852EZ	.024
TIA-350S 33cc	852	RCJ6Y	858	CJ6Y	5852	852EZ	.024
BLOWERS							
JNBL-33, 33A, ULNBL-3	102	RJ6C	823	J6C	---	---	.030
KTBL50	871	RJ8C	841	J8C	5843	843EZ	.030
TBL-30, 300, 450, TBL-500, TBL-505, 4600, THB-300	840	RCJ8	843	CJ8	5843	843EZ	.030
THB-2100, 2400	872	RDJ7Y	855	DJ7Y	5851	851EZ	.030
THB-2500	859	RCJ7Y	853	CJ7Y	5843	843EZ	.030



Model/Engine	Copper Plus®		Alternate Plug		EZ	EZ Start™	Gap
	Stk #	Plug Type	Stk #	Plug Type	Start™	w/Eco-Core	
TANAKA (cont)							
BRUSHCUTTERS							
QUM-2, SUM-3, SUM-301, SUM-321, QUM-2N, SP-502, TBC-16, 160, 202, 205, 215, 220, TBC-23, 232, 262, 373, 422C, 501, TBC-235, 240, 265, 300, 322, TBC-355, 425, 500, THT-16, 162, THT-212, TST-218	840	RCJ8	843	CJ8	5843	843EZ	.030
Scythe JHJ-37	592	RJ12C	511	J11C	---	---	.030
SP-37, SP-351, SP-411, TBC-220, 250, 500, THT-210, 240	863	RCJ8Y	848	CJ8Y	5843	843EZ	.030
TBC-210	872	RDJ7Y	855	DJ7Y	5851	851EZ	.030
TBC-30	102	RJ6C	823	J6C	---	---	.030
TBC-37	871	RJ8C	841	J8C	5843	843EZ	.030
DRILLS							
TED-210	863	RCJ8Y	848	CJ8Y	5843	843EZ	.030
TED-232, 260, 262L, 262R, 265, TED23, TSD-23	840	RCJ8	843	CJ8	5843	843EZ	.030
EDGERS							
TLE-500, TLE-550 2.5hp 50.1cc	849	CJ6	---	---	---	---	.024
TPE-2110, 2410	872	RDJ7Y	855	DJ7Y	5851	851EZ	.030
TPE-250	863	RCJ8Y	848	CJ8Y	5843	843EZ	.030
HEDGE TRIMMERS							
PHT-15, 25, 23, THT200, THT-240, 230, 262, 2120	840	RCJ8	843	CJ8	5843	843EZ	.030
THT-2100, 2510, 2520	859	RCJ7Y	853	CJ7Y	5843	843EZ	.030
SPRAYERS							
TMS-450, KS-37	871	RJ8C	841	J8C	5843	843EZ	.030
TRIMMERS							
AST-210, AST-5000, AST-5770, 7000S, TBC-220, TBC-250, TBC-2100, 2110, 2211, 2251, TBC-4000, 4500, 5000, TBC-4501	863	RCJ8Y	848	CJ8Y	5843	843EZ	.030
TBC-200, TBC-300, TBC-4110	840	RCJ8	843	CJ8	5843	843EZ	.030
TBC-2400, 2410	872	RDJ7Y	855	DJ7Y	5851	851EZ	.030
TBC-2510, TBC-4001	859	RCJ7Y	853	CJ7Y	5843	843EZ	.030
TBC-260PF, 420PF, 430PF (Pure Fire)	852	RCJ6Y	858	CJ6Y	5852	852EZ	.030
TBC-2800	865	RDJ8J	847	DJ8J	5847	847EZ	.030
TBC-3010	849	CJ6	---	---	---	---	.030
TARAL							
AUGERS							
JEA-L	102	RJ6C	823	J6C	---	---	.030
PIA	840	RCJ8	843	CJ8	5843	843EZ	.030
TEA-30	849	CJ6	---	---	---	---	.030
BLOWERS							
JBL, KTBL-37, KTBL-50	102	RJ6C	823	J6C	---	---	.030
BLOWERS, SPRAYERS							
MP5014, MPG5014, MPG5026, 50MP	840	RCJ8	843	CJ8	5843	843EZ	.030
T7014, TG7014, 7026TPG, 7014F, 7020F	830	RL86C	306	L86C	---	---	.030
DRILLS							
PED-3	102	RJ6C	823	J6C	---	---	.030
TED-23	849	CJ6	---	---	---	---	.030
SPRAYERS							
JKS-37	102	RJ6C	823	J6C	---	---	.030
TRIMMERS							
TF22G	863	RCJ8Y	848	CJ8Y	5843	843EZ	.030
TAYLOR-DUNN							
UTILITY VEHICLES							
Kohler 16, 12hp	854	RH10C	844	H10C	---	---	.030
Onan 14hp	929	RL95YC	---	---	---	---	.035
TEMPO							
LAWN MOWERS							
Briggs & Stratton	868	RJ19LM	861	J19LM	5861	861EZ	.030
TILLERS, TRACTORS							
Briggs & Stratton	868	RJ19LM	861	J19LM	5861	861EZ	.030
Twin; Briggs & Stratton Twin	868	RJ19LM	861	J19LM	5861	861EZ	.030



Model/Engine	Copper Plus®		Alternate Plug		EZ Start™	EZ Start™ w/Eco•Core	Gap
	Stk #	Plug Type	Stk #	Plug Type			
TERRA-TILLER							
All Models	871	RJ8C	841	J8C	5843	843EZ	.025
TERRACARE							
AERATORS, ROTARY BRUSHES, TOP DRESSERS							
Briggs & Stratton 8.5, 3.5, 8, 5hp	868	RJ19LM	947	QJ19LM	5861	861EZ	.030
OHV; Honda OHV 9hp	322	RN11YC4	302	N11YC	5322	322EZ	.030
THE BROADCASTER							
SPREADERS							
OHV; Honda OHV 5.5, 8hp	322	RN11YC4	302	N11YC	5322	322EZ	.030
THE HAULER							
UTILITY VEHICLES							
V-Twin; Briggs & Stratton Vanguard V-Twin 16hp	431	RC14YC	---	---	5071	71EZ	.030
THOR							
LOG SPLITTERS							
Briggs & Stratton 3.5hp	868	RJ19LM	861	J19LM	5861	861EZ	.030
Briggs & Stratton Vanguard 6hp	71	RC12YC	946	QC12YC	5071	71EZ	.020
TIELBURGER							
LAWN MOWERS							
Briggs & Stratton	868	RJ19LM	861	J19LM	5861	861EZ	.030
TIGER							
EDGERS							
Briggs & Stratton	868	RJ19LM	861	J19LM	5861	861EZ	.030
LAWN MOWERS							
Briggs & Stratton	868	RJ19LM	861	J19LM	5861	861EZ	.030
TILLEX							
TILLERS							
All Models	541	RD16	516	D16	---	---	.025
TILLISON							
MOWERS							
OHV; Honda OHV 13hp	322	RN11YC4	302	N11YC	5322	322EZ	.030
TILLIVATOR							
TILLERS							
All Models	592	RJ12C	511	J11C	---	---	.025
TILLSMITH							
TILLERS							
Briggs & Stratton 5, 8, 3.5hp	868	RJ19LM	861	J19LM	5861	861EZ	.030
Tecumseh 1.6hp	863	RCJ8Y	848	CJ8Y	5843	843EZ	.030
TIMBER HARVESTER							
PORTABLE SAWMILL							
Onan 24hp	909	RS17YX	---	---	---	---	.025
TIMBER WOLF							
POWER UTILITY VEHICLE							
OHV; Kawasaki OHV 25, 19, 13hp	322	RN11YC4	302	N11YC	5322	322EZ	.030
TITAN							
LINE STRIPERS, TURF EQUIPMENT							
OHV; Honda OHV 5.5, 4hp	322	RN11YC4	302	N11YC	5322	322EZ	.030
Twin; Kohler Twin 18hp	25	RV17YC	---	---	---	---	.025
Kubota 21hp	71	RC12YC	946	QC12YC	5071	71EZ	.030
Wisconsin 20hp	541	RD16	516	D16	---	---	.025
TMC							
POWER AUGERS							
Ice Master	849	CJ6	---	---	---	---	.025



Model/Engine	Copper Plus®		Alternate Plug		EZ Start™	EZ Start™ w/Eco-Core	Gap
	Stk #	Plug Type	Stk #	Plug Type			
TML							
AUGERS, BRUSHCUTTERS, CULTIVATORS							
TML-35	849	CJ6	---	---	---	---	.030
TOM BOY							
TILLERS							
All Models	849	CJ6	---	---	---	---	.030
TOMSTAR PLUG'R							
AERATORS							
Briggs & Stratton 3.5hp	868	RJ19LM	861	J19LM	5861	861EZ	.030
Kawasaki 3.1hp	840	RCJ8	843	CJ8	5843	843EZ	.030
TOPFLITE							
LAWN MOWERS							
Briggs & Stratton	868	RJ19LM	861	J19LM	5861	861EZ	.030
Tecumseh	871	RJ8C	841	J8C	5843	843EZ	.030
RIDING TRACTORS, MOWERS							
Briggs & Stratton	868	RJ19LM	861	J19LM	5861	861EZ	.030
Tecumseh	871	RJ8C	841	J8C	5843	843EZ	.030
TORO							
AERATORS							
Aerators Briggs & Stratton 3, 3.5hp	868	RJ19LM	861	J19LM	5861	861EZ	.030
BLOWERS							
3091	859	RCJ7Y	853	CJ7Y	5843	843EZ	.030
30941, BP6900	852	RCJ6Y	858	CJ6Y	5852	852EZ	.030
62901	872	RDJ7Y	855	DJ7Y	5851	851EZ	.025
HYDRO SEEDERS							
Aeroseeders Briggs & Stratton Vanguard	71	RC12YC	946	QC12YC	5071	71EZ	.030
LAWN MOWERS							
20053 Super Recycler, 20054 Super Recycler, 20055 Super Recycler, 20056 Super Recycler, 20058 Super Recycler, 20047 Recycler, 20331 3-in-1 High Wheel, 20330 3-in-1 High Wheel 6.5, 6.75hp	868	RJ19LM	947	QJ19LM	5861	861EZ	
20057 Super Recycler 6.75hp	71	RC12YC	946	QC12YC	5071	71EZ	.020
20070 Recycler, 20073 Recycler, 20005 Recycler, 20016 Recycler, 20017 Recycler 6.5hp 195cc	868	RJ19LM	947	QJ19LM	5861	861EZ	
20334 Recycler, 20333 Recycler, 20332 Recycler 6.5, 6.75hp	868	RJ19LM	947	QJ19LM	5861	861EZ	
L Head; Briggs & Stratton "L" Head	868	RJ19LM	947	QJ19LM	5861	861EZ	.030
OHV; Briggs & Stratton OHV 5.5, 6, 6.5hp	71	RC12YC	946	QC12YC	5071	71EZ	.020
OHV; Greensmaster 1000 Kawasaki OHV 3.7hp 124cc	322	RN11YC4	302	N11YC	5322	322EZ	.025
2-Cycle; GTS 2-Cycle	863	RCJ8Y	848	CJ8Y	5843	843EZ	.030
OHV; Kawasaki OHV 6hp	322	RN11YC4	302	N11YC	5322	322EZ	.030
2-Cycle; Lawn-Boy 2-Cycle 6.5hp	863	RCJ8Y	848	CJ8Y	5843	843EZ	.030
2-Cycle; Suzuki 2-Cycle	863	RCJ8Y	848	CJ8Y	5843	843EZ	.030
4-Cycle; Suzuki 4-Cycle 141cc	415	RN9YC	300	N9YC	5322	322EZ	.030
Tecumseh	868	RJ19LM	861	J19LM	5861	861EZ	.030
MOWERS, RIDING EQUIPMENT							
18mm Heads	541	RD16	516	D16	---	---	.025
7/8"-18 Heads	569	W14	---	---	---	---	.025
L Head Engines; Briggs & Stratton "L" Head Engines	868	RJ19LM	947	QJ19LM	5861	861EZ	.030
Briggs & Stratton 10.5hp	868	RJ19LM	947	QJ19LM	5861	861EZ	.030
Briggs & Stratton Vanguard	431	RC14YC	---	---	5071	71EZ	.030
Chevrolet 250cid	113	RV12C	---	---	---	---	.030
1.1L; Ford 1.1L	415	RN9YC	300	N9YC	5322	322EZ	.035
1.3L; Ford 1.3L	304	RS9YC	---	---	---	---	.035
Kawasaki 12.5hp	840	RCJ8	843	CJ8	5843	843EZ	.030
V-Twin; Kawasaki FH451V, FH500V V-Twin OHV 15, 17hp	863	RCJ8Y	848	CJ8Y	5843	843EZ	.030
Liquid-Cooled; Kawasaki Liquid-Cooled V-Twin 20, 22hp	840	RCJ8	843	CJ8	5843	843EZ	.025
OHV; Kawasaki OHV 14, 13, 19hp	322	RN11YC4	302	N11YC	5322	322EZ	.025
V-Twin; Kawasaki V-Twin 27, 23hp	404	RN12YC	38	N12YC	5322	322EZ	.025
Kioritz	840	RCJ8	843	CJ8	5843	843EZ	.030
Kohler 14, 20, 10, 12hp	854	RH10C	844	H10C	---	---	.030
Kohler Command Pro 15, 18, 26, 20, 22, 25hp	71	RC12YC	946	QC12YC	5071	71EZ	.030
Kohler K181 8, 6.25hp 181cc	868	RJ19LM	861	J19LM	5861	861EZ	.030
Twin; Kohler Magnum Twin 18, 20hp	25	RV17YC	---	---	---	---	.025

**LAWN & GARDEN EQUIPMENT**BOUGIES POUR PETITS MOTEURS
Para motores de césped y jardín

Model/Engine	Copper Plus®		Alternate Plug		EZ Start™	EZ Start™ w/Eco-Core	Gap
	Stk #	Plug Type	Stk #	Plug Type			
TORO (cont)							
MOWERS, RIDING EQUIPMENT (cont)							
OHV; Kohler OHV 14, 13, 6, 12.5hp	71	RC12YC	946	QC12YC	5071	71EZ	.040
Twin; Kohler Twin 17, 16hp	25	RV17YC	---	---	---	---	.025
Twin; Kohler Twin 23hp	854	RH10C	844	H10C	---	---	.030
V-Twin; Kohler V-Twin 17, 18, 22, 20, 25hp	71	RC12YC	946	QC12YC	5071	71EZ	.030
Mitsubishi 24, 27hp	405	RN14YC	---	---	5322	322EZ	.035
Onan B48G	909	RS17YX	---	---	---	---	.030
Onan NHB	123	RN5C	120	N5C	---	---	.030
OHV; Onan OHV 14hp	929	RL95YC	---	---	---	---	.025
Twin; Onan Twin 16, 24, 20hp	909	RS17YX	---	---	---	---	.025
Tecumseh	868	RJ19LM	861	J19LM	5861	861EZ	.030
Teledyne R839	814	RL82YC	328	L82YC	---	---	.030
Wisconsin AENLD	541	RD16	516	D16	---	---	.030
Workman 3100	71	RC12YC	946	QC12YC	5071	71EZ	.040
Workman 3200, Workman 4200	405	RN14YC	---	---	5322	322EZ	.035
V-Twin; Z300, Z334 Kawasaki V-Twin 19hp 585cc	863	RCJ8Y	848	CJ8Y	5843	843EZ	.030
Twin-Cam; Z4200 Kohler Twin-Cam OHV 19hp	982	XC12YC	---	---	---	---	.030
V-Twin; Z4235 Kawasaki V-Twin OHV 22hp	405	RN14YC	---	---	5322	322EZ	.030
V-Twin; Z5030, ZX4800 Kohler Courage V-Twin OHV 23, 25, 27hp	982	XC12YC	---	---	---	---	.030
V-Twin; Z5035 Kawasaki V-Twin OHV 24hp	405	RN14YC	---	---	5322	322EZ	.030
V-Twin; Z5060 Kohler Courage V-Twin OHV 25hp	405	RN14YC	---	---	5322	322EZ	.030
V-Twin; ZX5000 Briggs & Stratton Professional Series V-Twin OHV 22hp	71	RC12YC	946	QC12YC	5071	71EZ	.030
V-Twin; ZX5450 Kohler Courage V-Twin OHV 25hp	982	XC12YC	---	---	---	---	.030
V-Twin; ZX6030 Kohler Courage V-Twin OHV 27hp	982	XC12YC	---	---	---	---	.030
V-Twin; ZX6050 Kawasaki V-Twin OHV 26hp	405	RN14YC	---	---	5322	322EZ	.030
RAKES, THATCHERS, VACUUMS							
Sand Pro	871	RJ8C	841	J8C	5843	843EZ	.030
SEEDERS							
Seeders Briggs & Stratton 5hp	868	RJ19LM	947	QJ19LM	5861	861EZ	.030
SHREDDERS							
Shredders	840	RCJ8	843	CJ8	5843	843EZ	.030
SWEEPERS							
Turf Sweepers Briggs & Stratton Vanguard	71	RC12YC	946	QC12YC	5071	71EZ	.030
V-Twin; Turf Sweepers Kohler V-Twin	71	RC12YC	946	QC12YC	5071	71EZ	.030
Turf Sweepers Onan	909	RS17YX	---	---	---	---	.025
Turf Sweepers Robin 22hp	415	RN9YC	300	N9YC	5322	322EZ	.030
TRIMMERS							
51903, 51906, 51908, 51909, 51911, 51916, 51918	872	RDJ7Y	855	DJ7Y	5851	851EZ	.025
51918, 51920	940	RDZ19H	---	---	---	---	.030
OHV; 51926 OHV	940	RDZ19H	---	---	---	---	.030
53002, 53003, 53010, 53040, 53011, 53020, 53030, 53201	859	RCJ7Y	853	CJ7Y	5843	843EZ	.030
TC1000, TC2000, TC3100, TC3500, TC5000, 51620, 51638, 51652, 51653, 51660, 51675	840	RCJ8	843	CJ8	5843	843EZ	.030
TURF EQUIPMENT							
OHV; Applicators Kohler OHV 6hp	71	RC12YC	946	QC12YC	5071	71EZ	.040
Single Cylinder; Briggs & Stratton Single Cylinder	868	RJ19LM	947	QJ19LM	5861	861EZ	.030
V-Twin; Briggs & Stratton Vanguard V-Twin 18hp	431	RC14YC	---	---	5071	71EZ	.030
Culivators	872	RDJ7Y	855	DJ7Y	5851	851EZ	.030
Debris Loaders Onan	909	RS17YX	---	---	---	---	.025
Dethatchers Briggs & Stratton 8, 5hp	868	RJ19LM	947	QJ19LM	5861	861EZ	.030
Dingo Kohler Command Pro 25, 20hp	71	RC12YC	946	QC12YC	5071	71EZ	.030
Edgers 53030, Pruners 53035	859	RCJ7Y	853	CJ7Y	5843	843EZ	.030
Edgers Suzuki 2hp	896	L90C	---	---	---	---	.030
Edgers Suzuki 3.5hp	806	L92YC	---	---	---	---	.030
4-Cycle; Equipment Tecumseh 4-Cycle	856	RJ17LM	845	J17LM	5861	861EZ	.030
Hedge Trimmers 53040, 53041	872	RDJ7Y	855	DJ7Y	5851	851EZ	.025
V-Twin; Kohler V-Twin 18hp	71	RC12YC	946	QC12YC	5071	71EZ	.030
Twin; Onan Twin 20, 24hp	909	RS17YX	---	---	---	---	.025
Rake-O-Vac Kohler 23hp	854	RH10C	844	H10C	---	---	.030
V-Twin; Rake-O-Vac Kohler Command V-Twin 22hp	71	RC12YC	946	QC12YC	5071	71EZ	.030
Thatchers, Dethatchers Briggs & Stratton 8, 5hp	868	RJ19LM	947	QJ19LM	5861	861EZ	.030
Tillers	840	RCJ8	843	CJ8	5843	843EZ	.030



Model/Engine	Copper Plus®		Alternate Plug		EZ	EZ Start™	Gap
	Stk #	Plug Type	Stk #	Plug Type	Start™	w/Eco-Core	
TORO (cont)							
VAC SYSTEMS							
Vacuums Briggs & Stratton	868	RJ19LM	947	QJ19LM	5861	861EZ	.030
TOW-A-VAC							
PAVEMENT VACUUMS							
V-Twin; Briggs & Stratton Vanguard V-Twin 18, 16hp	431	RC14YC	---	---	5071	71EZ	.030
OHV; Honda OHV 8, 6hp	322	RN11YC4	302	N11YC	5322	322EZ	.030
OHC; Kawasaki OHC Twin 16hp	71	RC12YC	946	QC12YC	5071	71EZ	.030
Kohler 8hp	868	RJ19LM	861	J19LM	5861	861EZ	.025
Kohler Command Pro 6hp	71	RC12YC	946	QC12YC	5071	71EZ	.030
OHV; Kohler OHV 16hp	71	RC12YC	946	QC12YC	5071	71EZ	.030
Tecumseh	846	CJ14	---	---	5846	846EZ	.030
TRAC VAC							
CHIPPERS, VACUUMS, DETHATCHERS							
Briggs & Stratton 11, 5.5, 8, 16, 3.5, 5hp	868	RJ19LM	947	QJ19LM	5861	861EZ	.030
Briggs & Stratton Intek 5.5hp	71	RC12YC	946	QC12YC	5071	71EZ	.020
Briggs & Stratton Vanguard 9hp	71	RC12YC	946	QC12YC	5071	71EZ	.030
V-Twin; Briggs & Stratton Vanguard V-Twin 16hp	431	RC14YC	---	---	5071	71EZ	.030
OHV; Kohler OHV 6hp	71	RC12YC	946	QC12YC	5071	71EZ	.030
TRAIL MATE							
EDGERS							
Briggs & Stratton	868	RJ19LM	861	J19LM	5861	861EZ	.030
LAWN MOWERS							
Briggs & Stratton	868	RJ19LM	861	J19LM	5861	861EZ	.030
TRAMS							
LAWN MOWERS							
All Models	868	RJ19LM	861	J19LM	5861	861EZ	.030
TRENCH DOCTOR							
TRENCHERS							
Briggs & Stratton	868	RJ19LM	861	J19LM	5861	861EZ	.030
TRENCH MASTER							
EDGERS, TRENCHERS							
Briggs & Stratton 10, 6.5, 8, 5hp	868	RJ19LM	947	QJ19LM	5861	861EZ	.030
Briggs & Stratton Vanguard 9hp	71	RC12YC	946	QC12YC	5071	71EZ	.030
OHV; Honda OHV 4, 10, 5.5, 6.5, 11, 9, 8hp	322	RN11YC4	302	N11YC	5322	322EZ	.030
Wisconsin 7.5, 6hp	830	RL86C	306	L86C	---	---	.025
TRENCH'N EDGE							
ROTARY TRENCHERS							
OHV; Honda OHV 11, 9hp	322	RN11YC4	302	N11YC	5322	322EZ	.030
TRENCHERMAN							
TRENCHERS							
Briggs & Stratton 8, 5hp	868	RJ19LM	861	J19LM	5861	861EZ	.030
TRIM RITE							
EDGERS, TRIMMERS							
Briggs & Stratton 5, 3.5, 3.75hp	868	RJ19LM	861	J19LM	5861	861EZ	.030
Tecumseh 1.6hp	863	RCJ8Y	848	CJ8Y	5843	843EZ	.030
TRIM-A-LAWN							
LAWN MOWERS							
Briggs & Stratton	868	RJ19LM	947	QJ19LM	5861	861EZ	.030
Tecumseh	871	RJ8C	841	J8C	5843	843EZ	.030
U.S	859	RCJ7Y	853	CJ7Y	5843	843EZ	.030
TRIMMERS							
152501, 153500, 153502, 153503, 153504, 152525, 153535, 152536, 154902, 154949, 154950	863	RCJ8Y	848	CJ8Y	5843	843EZ	.025
153001	872	RDJ7Y	855	DJ7Y	5851	851EZ	.025
154950LE, 154950LW, 154900	852	RCJ6Y	858	CJ6Y	5852	852EZ	.025

**LAWN & GARDEN EQUIPMENT**BOUGIES POUR PETITS MOTEURS
Para motores de césped y jardín

Model/Engine	Copper Plus®		Alternate Plug		EZ Start™	EZ Start™ w/Eco•Core	Gap
	Stk #	Plug Type	Stk #	Plug Type			
TRIM-ALL							
BRUSHCUTTERS, EDGERS, TRIMMERS							
Brushcutters & Trimmers	840	RCJ8	843	CJ8	5843	843EZ	.030
Edgers	865	RDJ8J	847	DJ8J	5847	847EZ	.030
Mitsubishi	840	RCJ8	843	CJ8	5843	843EZ	.030
LAWN MOWERS							
All Models	868	RJ19LM	861	J19LM	5861	861EZ	.030
TRIM-IT							
EDGERS, TRIMMERS							
All Models	840	RCJ8	843	CJ8	5843	843EZ	.030
TRIMMER							
REEL MOWERS							
Briggs & Stratton 5, 3, 3.5hp	868	RJ19LM	861	J19LM	5861	861EZ	.030
OHV; Honda OHV 4, 5.5hp	322	RN11YC4	302	N11YC	5322	322EZ	.030
ROTARY MOWERS							
Briggs & Stratton 3, 3.5, 5hp	868	RJ19LM	861	J19LM	5861	861EZ	.030
Honda 4, 5.5hp	322	RN11YC4	302	N11YC	5322	322EZ	.030
TROY-BILT							
BLOWERS							
4-Cycle; TB4BPEC 4-Cycle 32cc	979	RDZ4H	---	---	---	---	.025
4-Cycle; TB4HBEC 4-Cycle 25cc	979	RDZ4H	---	---	---	---	.025
BLOWERS, EDGERS, PRUNERS, STUMP GRINDERS, TILLERS							
Briggs & Stratton 1150 Series 11.5 ft-lbs Gross Torque 250cc	71	RC12YC	946	QC12YC	5071	71EZ	.030
Briggs & Stratton 14.50 ft-lbs Gross Torque 305cc	71	RC12YC	946	QC12YC	5071	71EZ	.030
Briggs & Stratton 800 Series 8 ft-lbs Gross Torque 205cc	71	RC12YC	946	QC12YC	5071	71EZ	.030
Bronco Briggs & Stratton 800 Series 8 ft-lbs Gross Torque 205cc	71	RC12YC	946	QC12YC	5071	71EZ	.030
Colt FT, Super Bronco Troy-Bilt 208cc	415	RN9YC	300	N9YC	5322	322EZ	.030
Honda 160cc	322	RN11YC	302	N11YC	5322	322EZ	.030
Troy-Bilt 208cc	415	RN9YC	300	N9YC	5322	322EZ	.030
CHIPPERS							
Briggs & Stratton 11.5 ft-lbs Gross Torque 250cc	71	RC12YC	946	QC12YC	5071	71EZ	.030
Briggs & Stratton 6.25 ft-lbs Gross Torque 190cc	868	RJ19LM	868LMC	RJ19LMC	5861	861EZ	.020
Briggs & Stratton 8.0 ft-lbs Gross Torque 205cc	71	RC12YC	946	QC12YC	5071	71EZ	.030
CHIPPERS, LOG SPLITTERS, SICKLEBARS, SPRAYERS, TILLERS, TRACTORS, VACUUMS							
Extended Life Series; Briggs & Stratton Extended Life Series V-Twin 22, 25hp	71	RC12YC	946	QC12YC	5071	71EZ	.030
OHV; Briggs & Stratton Intek OHV 5.5, 18, 10, 6.5hp	71	RC12YC	946	QC12YC	5071	71EZ	.020
V-Twin; Briggs & Stratton Intek V-Twin 24, 20, 21hp	71	RC12YC	946	QC12YC	5071	71EZ	.030
Single Cylinder; Briggs & Stratton Single Cylinder	868	RJ19LM	947	QJ19LM	5861	861EZ	.030
Briggs & Stratton Vanguard 12.5, 13, 15, 13.5hp	71	RC12YC	946	QC12YC	5071	71EZ	.030
V-Twin; Briggs & Stratton Vanguard V-Twin 16, 18hp	431	RC14YC	---	---	5071	71EZ	.030
Honda 1.5hp	808	Z9Y	---	---	---	---	.030
OHV; Honda OHV 5.5hp	322	RN11YC4	302	N11YC	5322	322EZ	.030
Kohler 8hp	868	RJ19LM	861	J19LM	5861	861EZ	.030
OHV; Kohler OHV 12.5, 14hp	71	RC12YC	946	QC12YC	5071	71EZ	.040
V-Twin; Kohler V-Twin 20, 18hp	71	RC12YC	946	QC12YC	5071	71EZ	.030
Lauson	871	RJ8C	841	J8C	5843	843EZ	.030
Tecumseh	871	RJ8C	841	J8C	5843	843EZ	.030
EDGERS							
4-Cycle; TB515 4-Cycle 29cc	979	RDZ4H	---	---	---	---	.025
4-Cycle; TB516EC 4-Cycle 29cc	979	RDZ4H	---	---	---	---	.025
LAWN MOWERS							
Briggs & Stratton 10.50 ft-lbs Gross Torque 344cc	71	RC12YC	946	QC12YC	5071	71EZ	.030
Briggs & Stratton 4, 5, 5.5hp	868	RJ19LM	947	QJ19LM	5861	861EZ	.030
Briggs & Stratton 7.25 ft-lbs Gross Torque 190cc	868	RJ19LM	868LMC	RJ19LMC	5861	861EZ	.020
OHV; Briggs & Stratton Intek OHV 6.5hp	71	RC12YC	946	QC12YC	5071	71EZ	.020
OHV; Honda OHV 5.5hp	322	RN11YC4	302	N11YC	5322	322EZ	.030
TB110, 5.5 Briggs & Stratton 5.50 ft-lbs Gross Torque 140cc	71	RC12YC	946	QC12YC	5071	71EZ	.030
TB130 Honda 160cc	415	RN9YC	300	N9YC	5322	322EZ	.030
TB210, TB230 Briggs & Stratton 7.25 ft-lbs Gross Torque 190cc	868	RJ19LM	868LMC	RJ19LMC	5861	861EZ	.020
TB280ES, TB280 Briggs & Stratton 6.75 ft-lbs Gross Torque 190cc	868	RJ19LM	868LMC	RJ19LMC	5861	861EZ	.020
TB330 XP Briggs & Stratton 7.75 ft-lbs Gross Torque 175cc	71	RC12YC	946	QC12YC	5071	71EZ	.030



Model/Engine	Copper Plus®		Alternate Plug		EZ	EZ Start™	Gap
	Stk #	Plug Type	Stk #	Plug Type	Start™	w/Eco-Core	
TROY-BILT (cont)							
LAWN MOWERS (cont)							
Tecumseh 5.5hp	871	RJ8C	841	J8C	5843	843EZ	.030
LOG SPLITTERS							
27 Ton Honda 160cc	322	RN11YC	302	N11YC	5322	322EZ	.030
33 Ton Honda 270cc	322	RN11YC	302	N11YC	5322	322EZ	.030
RIDING MOWERS							
Bronco Kohler Single Cylinder 20hp 597cc	71	RC12YC	946	QC12YC	5071	71EZ	.030
Colt XP Kohler V-Twin 22hp 725cc	71	RC12YC	946	QC12YC	5071	71EZ	.030
Horse XP Kohler Single Cylinder 22hp 597cc	71	RC12YC	946	QC12YC	5071	71EZ	.030
Mustang XP Kohler V-Twin 25hp 725cc	71	RC12YC	946	QC12YC	5071	71EZ	.030
Pony Briggs & Stratton OHC Single 17.5 ft-lbs Gross Torque 500cc	71	RC12YC	946	QC12YC	5071	71EZ	.030
TB2450 Kohler V-Twin 24hp 725cc	71	RC12YC	946	QC12YC	5071	71EZ	.030
ROTOTILLER							
Bronco 208cc	415	RN9YC	300	N9YC	---	---	.030
STRING TRIMMERS							
4-Cycle; TB465SS 4-Cycle 26cc	979	RDZ4H	---	---	---	---	.025
4-Cycle; TB525CS, TB575SS 4-Cycle 29cc	979	RDZ4H	---	---	---	---	.025
4-Cycle; TB525EC, TB575EC, TB590EC 4-Cycle 29cc	979	RDZ4H	---	---	---	---	.025
4-Cycle; TB6040XP, TB6042XP 4-Cycle 25cc	979	RDZ4H	---	---	---	---	.025
2-Cycle; TB90BC, TB20CS, TB70CS 2-Cycle	872	RDJ7Y	855	DJ7Y	5851	851EZ	.025
TRU-CUT							
EDGERS, MOWERS							
Briggs & Stratton 3, 5, 2, 3.5, 3.75hp	868	RJ19LM	861	J19LM	5861	861EZ	.030
Honda 2.5, 2.2hp	846	CJ14	---	---	5846	846EZ	.030
OHV; Honda OHV 3.5, 5hp	415	RN9YC	300	N9YC	5322	322EZ	.030
OHV; Honda OHV 4, 5.5hp	322	RN11YC4	302	N11YC	5322	322EZ	.030
Robin 4.2hp	840	RCJ8	843	CJ8	5843	843EZ	.025
REEL MOWERS							
Briggs & Stratton 5, 3.5, 3hp	868	RJ19LM	861	J19LM	5861	861EZ	.030
Honda 3.5, 5hp	415	RN9YC	300	N9YC	5322	322EZ	.030
Honda 5.5, 4hp	322	RN11YC4	302	N11YC	5322	322EZ	.030
ROTARY MOWERS							
Briggs & Stratton 3, 5hp	868	RJ19LM	861	J19LM	5861	861EZ	.030
Honda 4hp	322	RN11YC4	302	N11YC	5322	322EZ	.030
Honda 5hp	415	RN9YC	300	N9YC	5322	322EZ	.030
TRUE-TEST							
LAWN MOWERS							
All Models	868	RJ19LM	861	J19LM	5861	861EZ	.030
TUFF							
PRESSURE WASHERS							
Briggs & Stratton Vanguard 16, 21hp	431	RC14YC	---	---	5071	71EZ	.030
Honda 6.5, 5, 5.5hp	322	RN11YC4	302	N11YC	5322	322EZ	.030
V-Twin; Honda V-Twin 24, 20hp	322	RN11YC4	302	N11YC	5322	322EZ	.030
TUFF BILT							
GARDEN TRACTORS							
Briggs & Stratton	868	RJ19LM	861	J19LM	5861	861EZ	.030
Tecumseh	871	RJ8C	841	J8C	5843	843EZ	.030
TURBO TURF							
HYDRO SEEDERS							
Briggs & Stratton 5, 8, 3.5hp	868	RJ19LM	947	QJ19LM	5861	861EZ	.030
OHV; Briggs & Stratton Intek OHV 6.5hp	322	RN11YC4	302	N11YC	5322	322EZ	.030
V-Twin; Briggs & Stratton Vanguard V-Twin 20hp	431	RC14YC	---	---	5071	71EZ	.030
Honda 3.5hp	846	CJ14	---	---	5846	846EZ	.030
Honda 8, 9, 4, 5.5hp	322	RN11YC4	302	N11YC	5322	322EZ	.030
OHV; Honda OHV 13hp	322	RN11YC4	302	N11YC	5322	322EZ	.030
V-Twin; Honda V-Twin 20hp	322	RN11YC4	302	N11YC	5322	322EZ	.030
Kohler 16hp	854	RH10C	844	H10C	---	---	.030
Kohler Command Pro 27, 25hp	71	RC12YC	946	QC12YC	5071	71EZ	.030
Wisconsin 30hp	541	RD16	516	D16	---	---	.025

**LAWN & GARDEN EQUIPMENT**BOUGIES POUR PETITS MOTEURS
Para motores de césped y jardín

Model/Engine	Copper Plus®		Alternate Plug		EZ Start™	EZ Start™ w/Eco•Core	Gap
	Stk #	Plug Type	Stk #	Plug Type			
TURF BLAZER							
GARDEN TRACTORS							
Ford 192cid	854	RH10C	844	H10C	---	---	.025
Kawasaki 12.5hp	840	RCJ8	843	CJ8	5843	843EZ	.030
Kawasaki 17, 14hp	322	RN11YC4	302	N11YC	5322	322EZ	.030
Kohler 23, 18hp	854	RH10C	844	H10C	---	---	.030
Twin; Wisconsin Twin 18hp	541	RD16	516	D16	---	---	.030
TURF CHAMP							
LAWN MOWERS							
Briggs & Stratton	868	RJ19LM	861	J19LM	5861	861EZ	.030
TURF CHOICE							
SPRAYERS							
Briggs & Stratton 3.5hp	868	RJ19LM	947	QJ19LM	5861	861EZ	.030
TURF KING							
TRIMMERS							
TK2145	863	RCJ8Y	848	CJ8Y	5843	843EZ	.030
TURF MAKER							
HYDRO SEEDERS							
V-Twin; Kohler TH520 V-Twin 16hp	71	RC12YC	946	QC12YC	5071	71EZ	.030
TURF POWER							
LAWN MOWERS							
Briggs & Stratton	868	RJ19LM	861	J19LM	5861	861EZ	.030
Tecumseh	868	RJ19LM	861	J19LM	5861	861EZ	.030
RIDING MOWERS, TILLERS							
Briggs & Stratton	868	RJ19LM	861	J19LM	5861	861EZ	.030
Briggs & Stratton Vanguard	431	RC14YC	---	---	5071	71EZ	.030
TURF TRACKER							
MOWERS							
Kohler Command 20hp	71	RC12YC	946	QC12YC	5071	71EZ	.030
TURF VAC							
TURF VACUUMS							
Briggs & Stratton	868	RJ19LM	861	J19LM	5861	861EZ	.030
1.6L; Ford 1.6L	415	RN9YC	300	N9YC	5322	322EZ	.030
Kohler	854	RH10C	844	H10C	---	---	.030
Wisconsin	541	RD16	516	D16	---	---	.030
TURF-MITE							
GROUND SAWS							
Honda 4hp	322	RN11YC4	302	N11YC	5322	322EZ	.030
TURF-TIL							
TILLERS							
Briggs & Stratton	868	RJ19LM	861	J19LM	5861	861EZ	.030
Tecumseh	856	RJ17LM	845	J17LM	5861	861EZ	.030
TURF-TRIM							
LAWN MOWERS							
Briggs & Stratton	868	RJ19LM	861	J19LM	5861	861EZ	.030
TURFCO							
AERATORS, EDGERS, DETHATCHERS, DRILLS, PIPE PULLERS, POWER RAKES, SOD CUTTERS							
Briggs & Stratton 3, 3.5, 5, 8, 10hp	868	RJ19LM	947	QJ19LM	5861	861EZ	.030
Briggs & Stratton Vanguard 9, 6hp	71	RC12YC	946	QC12YC	5071	71EZ	.030
Clinton	871	RJ8C	841	J8C	5843	843EZ	.030
OHV; Honda OHV 4, 5.5, 9, 8hp	322	RN11YC4	302	N11YC	5322	322EZ	.030
OHV; Honda OHV 5hp	415	RN9YC	300	N9YC	5322	322EZ	.030
Kohler K-series 20, 14hp	854	RH10C	844	H10C	---	---	.025



Model/Engine	Copper Plus®		Alternate Plug		EZ	EZ Start™	Gap
	Stk #	Plug Type	Stk #	Plug Type	Start™	w/Eco-Core	
TURFMASTER							
RIDING MOWERS, TILLERS							
Briggs & Stratton	868	RJ19LM	861	J19LM	5861	861EZ	.030
Tecumseh	871	RJ8C	841	J8C	5843	843EZ	.030
TURFTEK							
CHIPPERS, SHREDDERS							
Single Cylinder; Briggs & Stratton Single Cylinder 18hp	868	RJ19LM	947	QJ19LM	5861	861EZ	.030
Twin; Briggs & Stratton Twin 14, 18, 16hp	868	RJ19LM	947	QJ19LM	5861	861EZ	.030
V-Twin; Briggs & Stratton Vanguard V-Twin 20, 18, 16hp	431	RC14YC	---	---	5071	71EZ	.030
OHV; Honda OHV 20, 13, 18hp	322	RN11YC4	302	N11YC	5322	322EZ	.030
V-Twin; Kohler V-Twin 20, 18hp	71	RC12YC	946	QC12YC	5071	71EZ	.030
Tecumseh 18hp	104	RN4C	803	N4C	---	---	.030
U-CART							
HYDRO SEEDERS							
Robin 3.5hp	327	RL87YC	312	L87YC	---	---	.025
ULTRA							
CHIPPERS, SHREDDERS, CULTIVATORS, EDGERS, TRIMMERS, LAWN TRACTORS							
Briggs & Stratton 5, 15, 13, 8, 3.5hp	868	RJ19LM	861	J19LM	5861	861EZ	.030
Twin; Briggs & Stratton Twin 18hp	868	RJ19LM	861	J19LM	5861	861EZ	.030
V-Twin; Honda V-Twin 20hp	322	RN11YC4	302	N11YC	5322	322EZ	.030
Tecumseh 1.6hp	863	RCJ8Y	848	CJ8Y	5843	843EZ	.030
Tecumseh 8hp	871	RJ8C	841	J8C	5843	843EZ	.030
LAWN MOWERS							
Briggs & Stratton 5.5, 5, 4.75hp	868	RJ19LM	861	J19LM	5861	861EZ	.030
VAC-MASTER							
LAWN MOWERS							
Remote Control	322	RN11YC4	302	N11YC	5322	322EZ	.030
SWEEPERS							
Power Sweepers	840	RCJ8	843	CJ8	5843	843EZ	.030
VALLEY INDUSTRIES							
MANURE HANDLERS							
V-Twin; Briggs & Stratton Vanguard V-Twin 18hp	431	RC14YC	---	---	5071	71EZ	.030
VANDERMOLLEN WINDMILL							
BLOWERS, CHIPPERS, HEDGETRIMMERS, MISTERS							
1832Cr, 1824Cr, AM16D, TD18, TDF18, F1832Cr, F1824Cr, F1848Cr, TD24, TD33, 312, 2324, 2330, 2360	840	RCJ8	843	CJ8	5843	843EZ	.030
26, 77, 848	830	RL86C	306	L86C	---	---	.030
28, 7-11	830	RL86C	306	L86C	---	---	.018
5-11KT	592	RJ12C	511	J11C	---	---	.030
540BT, 542BT, 542BTx, 856BT, D17, 22, 55, 66, 88	849	CJ6	---	---	---	---	.030
8-11E	102	RJ6C	823	J6C	---	---	.030
850BTx	863	RCJ8Y	848	CJ8Y	5843	843EZ	.030
Briggs & Stratton	868	RJ19LM	861	J19LM	5861	861EZ	.030
D15, D18, Tarpen Power Unit	871	RJ8C	841	J8C	5843	843EZ	.030
F2330CrHD, F2360CrHD, F2330K	846	CJ14	---	---	5846	846EZ	.030
Kohler	854	RH10C	844	H10C	---	---	.030
TRIMMERS							
L1840F/G, L1845G, L2035G, L2415G, L2515K, L2515X, L2815G, L2815G3, L3335G, L3335G1, L333563, X3335G, L4320K, L2815K, L1840K, L2540K	840	RCJ8	843	CJ8	5843	843EZ	.030
VANN							
LOG SPLITTERS							
All Models	871	RJ8C	841	J8C	5843	843EZ	.030
VAC SYSTEMS							
All Models	871	RJ8C	841	J8C	5843	843EZ	.030

**LAWN & GARDEN EQUIPMENT**BOUGIES POUR PETITS MOTEURS
Para motores de césped y jardín

Model/Engine	Copper Plus®		Alternate Plug		EZ Start™	EZ Start™ w/Eco•Core	Gap
	Stk #	Plug Type	Stk #	Plug Type			
VARI-TRAC							
GARDEN TRACTORS							
Tecumseh	871	RJ8C	841	J8C	5843	843EZ	.030
VAUGHN							
TRACTORS							
1/2"-14 Pipe Heads	525	25	---	---	---	---	.025
7/8"-18 Heads	569	W14	---	---	---	---	.025
VECTRA							
LAWN MOWERS							
Briggs & Stratton 5.5, 5, 4.75, 4hp	868	RJ19LM	861	J19LM	5861	861EZ	.030
RIDING MOWERS							
Briggs & Stratton 13, 11.5, 15hp	868	RJ19LM	947	QJ19LM	5861	861EZ	.030
Twin; Briggs & Stratton Twin 16.5hp	868	RJ19LM	947	QJ19LM	5861	861EZ	.030
Twin; Kohler Twin 20hp	25	RV17YC	---	---	---	---	.025
VEMCO							
LAWN MOWERS							
All Models	868	RJ19LM	861	J19LM	5861	861EZ	.030
VENTRAC							
RIDING MOWERS							
Liquid-Cooled; Briggs & Stratton Liquid-Cooled 3-Cylinder 31hp	71	RC12YC	946	QC12YC	5071	71EZ	.020
Kawasaki 19, 27, 25hp	322	RN11YC4	302	N11YC	5322	322EZ	.030
TRI-WHEELER							
Briggs & Stratton 5hp	868	RJ19LM	947	QJ19LM	5861	861EZ	.030
VERMEER							
CHIPPERS, LOG SPLITTERS, STUMP CUTTERS, TRENCHERS							
Chrysler 225cid	406	RV12YC	---	---	---	---	.030
Ford 134cid	854	RH10C	844	H10C	---	---	.025
Ford 140cid	854	RH10C	844	H10C	---	---	.025
Ford 172cid	854	RH10C	844	H10C	---	---	.025
Ford 192cid	854	RH10C	844	H10C	---	---	.025
300 GF; Ford 300 GF	129	RF10C	---	---	---	---	.025
423 LSG; Ford 423 LSG	401	RS12YC	---	---	---	---	.030
Ford 98cid	854	RH10C	844	H10C	---	---	.025
Honda 11, 9, 13hp	322	RN11YC4	302	N11YC	5322	322EZ	.030
Kawasaki FE350D 11.5hp	404	RN12YC	38	N12YC	---	---	.030
Kohler 12hp	854	RH10C	844	H10C	---	---	.030
Kohler Command Pro 6hp	405	RN14YC	---	---	5322	322EZ	.030
Twin; Kohler Magnum Twin 18hp	25	RV17YC	---	---	---	---	.025
OHV; Kohler OHV 13, 11, 15hp	71	RC12YC	946	QC12YC	5071	71EZ	.030
Twin; Kohler Twin 20hp	25	RV17YC	---	---	---	---	.025
V-Twin; Kohler V-Twin 23hp	431	RC14YC	---	---	5071	71EZ	.040
V-Twin; Kohler V-Twin 25hp	71	RC12YC	946	QC12YC	5071	71EZ	.040
Onan NHB	123	RN5C	120	N5C	---	---	.025
Wisconsin 35hp	541	RD16	516	D16	---	---	.030
Wisconsin 4H4D, SD12	541	RD16	516	D16	---	---	.030
Wisconsin V465D	404	RN12YC	38	N12YC	---	---	.030
Wisconsin W4-1770 34hp	541	RD16	516	D16	---	---	.030
VERTI-DRAIN							
AERATORS							
Honda 13hp	322	RN11YC4	302	N11YC	5322	322EZ	.030
VICTA							
LAWN MOWERS							
All Models	868	RJ19LM	861	J19LM	5861	861EZ	.030
VIGOR							
BUSH MOWERS							
139F	808	Z9Y	---	---	---	---	.030
1E36F	840	RCJ8	843	CJ8	5843	843EZ	.030



Model/Engine	Copper Plus®		Alternate Plug		EZ	EZ Start™	Gap
	Stk #	Plug Type	Stk #	Plug Type	Start™	w/Eco-Core	
VIKING							
GARDEN TRACTORS							
14mm Heads; Briggs & Stratton 14mm Heads	868	RJ19LM	861	J19LM	5861	861EZ	.025
18mm Heads; Briggs & Stratton 18mm Heads	541	RD16	516	D16	---	---	.025
Wisconsin	541	RD16	516	D16	---	---	.025
VILLAGE 21							
LOG SPLITTERS							
Briggs & Stratton	868	RJ19LM	861	J19LM	5861	861EZ	.025
VILLAGE BLACKSMITH							
Augers & Foggers	840	RCJ8	843	CJ8	5843	843EZ	.030
VOGT							
LAWN MOWERS							
All Models	868	RJ19LM	861	J19LM	5861	861EZ	.030
VOLLRATH							
LAWN MOWERS							
All Models	868	RJ19LM	861	J19LM	5861	861EZ	.030
VULCAN							
LAWN MOWERS							
Briggs & Stratton 3, 5hp	868	RJ19LM	861	J19LM	5861	861EZ	.030
Tecumseh 3.5hp	868	RJ19LM	861	J19LM	5861	861EZ	.030
W-U							
POWER CARTS							
Honda G300 8hp	806	L92YC	---	---	---	---	.030
W-W GRINDER							
CHIPPERS, SHREDDERS, POWER SPRAYERS							
BC250DL, BC260DUM, BC260DWM	849	CJ6	---	---	---	---	.030
BC324B, FBC12, FBC26	830	RL86C	306	L86C	---	---	.030
BC340FI, BC245E, BC430DWM, BC430FWM	859	RCJ7Y	853	CJ7Y	5843	843EZ	.030
Briggs & Stratton	868	RJ19LM	861	J19LM	5861	861EZ	.030
FBC33	868	RJ19LM	861	J19LM	5861	861EZ	.030
Log Splitters	840	RCJ8	843	CJ8	5843	843EZ	.030
Wisconsin VH4D	541	RD16	516	D16	---	---	.030
WACKER							
TAMPERS, TRIMMERS							
BS700	830	RL86C	306	L86C	---	---	.020
BTS10, 11, 13, BTS9, 12, 14	859	RCJ7Y	853	CJ7Y	5843	843EZ	.020
DS62Y, DS105Y	533	UJ11G	---	---	---	---	.030
WALKER							
RIDING MOWERS							
Briggs & Stratton 11hp	868	RJ19LM	947	QJ19LM	5861	861EZ	.030
V-Twin; Kawasaki FH430V V-Twin OHV 15hp	863	RCJ8Y	848	CJ8Y	5843	843EZ	.025
OHV; Kawasaki OHV 11.5, 13, 11hp	322	RN11YC4	302	N11YC	5322	322EZ	.030
Kohler 16hp	854	RH10C	844	H10C	---	---	.030
OHC; Kohler OHC Twin 16hp	71	RC12YC	946	QC12YC	5071	71EZ	.030
Twin; Kohler Twin 16hp	25	RV17YC	---	---	---	---	.025
V-Twin; Kohler V-Twin 25, 16, 18, 20hp	71	RC12YC	946	QC12YC	5071	71EZ	.030
V-Twin; Kohler V-Twin EFI 26hp	71	RC12YC	946	QC12YC	5071	71EZ	.030
Kubota WG600-B 21hp	71	RC12YC	946	QC12YC	5071	71EZ	.030
Kubota WG750-B 24.5hp	71	RC12YC	946	QC12YC	5071	71EZ	.030
WARD LAKESIDE							
LAWN MOWERS							
All Models	868	RJ19LM	861	J19LM	5861	861EZ	.030
WARDS							
COMPOSTERS, SHREDDERS, SWEEPERS							
Briggs & Stratton	868	RJ19LM	861	J19LM	5861	861EZ	.030
Tecumseh	871	RJ8C	841	J8C	5843	843EZ	.030
TILLERS, TRACTORS							
Briggs & Stratton	868	RJ19LM	861	J19LM	5861	861EZ	.030
Onan	857	RH18Y	---	---	---	---	.030

**LAWN & GARDEN EQUIPMENT**BOUGIES POUR PETITS MOTEURS
Para motores de césped y jardín

Model/Engine	Copper Plus®		Alternate Plug		EZ Start™	EZ Start™ w/Eco•Core	Gap
	Stk #	Plug Type	Stk #	Plug Type			
WARDS (cont)							
TRIMMERS							
1926, 1927	840	RCJ8	843	CJ8	5843	843EZ	.030
1930, 1931, 1932	846	CJ14	---	---	5846	846EZ	.030
WARE							
RIDING MOWERS							
V-Twin; Briggs & Stratton Vanguard V-Twin 16hp	431	RC14YC	---	---	5071	71EZ	.030
WEBB							
LAWN MOWERS							
All Models	868	RJ19LM	861	J19LM	5861	861EZ	.030
LAWN ROLLERS, TILLERS							
Briggs & Stratton	868	RJ19LM	861	J19LM	5861	861EZ	.030
WEBSTER							
DEEP ROOT FEEDERS							
Tecumseh 1.6hp	863	RCJ8Y	848	CJ8Y	5843	843EZ	.030
Tecumseh 2hp	852	RCJ6Y	858	CJ6Y	5852	852EZ	.030
WEED EATER							
BLOWERS, EDGERS, HEDGE TRIMMERS, TILLERS, VACUUMS							
1000	874	RL82C	811	L82C	---	---	.030
4000, 5000, 6000, GBI30V, HP22, HP28, HP30, SST45, Twister	846	CJ14	---	---	5846	846EZ	.030
599, 609, 698, 920, 925, 940, 1920, 1925, 1960	840	RCJ8	843	CJ8	5843	843EZ	.030
BV165, GBI20, GBI22, GBI30, GE21	863	RCJ8Y	848	CJ8Y	5843	843EZ	.030
BV1650, BV1800, BV2000 Barracuda, FL1500 Featherlite, GBI22V, GHT180, GHT220 Excalibur, PE550 Power Edge, SB180 Twister, SE200 Stick Edger, SV22, SV30 Barracuda	863	RCJ8Y	848	CJ8Y	5843	843EZ	.025
FB25, VS2000BV, GHT195, GHT225 25cc	852	RCJ6Y	858	CJ6Y	5852	852EZ	.025
FL1500LE 23cc	859	RCJ7Y	853	CJ7Y	5843	843EZ	.025
PE550 22cc	852	RCJ6Y	858	CJ6Y	5852	852EZ	.025
WEF550, WER500 Tillers	868	RJ19LM	861	J19LM	5861	861EZ	.030
BRUSHCUTTERS, TRIMMERS							
1400, 1500, 1600, 1700, 1900, 1400T, 1600T, 1700A, 1740, BC30B, GT115T, GT116, GT117C, GT118T, GT118KT, GT119T, GT152, XR20, XR30, XR50, XR70, XR75, XR80, XR90, XR95, XR100, XR105, XR125, XT20T, XT30D, XT40T, XT50T, XT85T, XT90, XT100, XT125T, XT125KT	846	CJ14	---	---	5846	846EZ	.030
Featherlite, Plus, SST, Prolite, Pro Trim, Twist'N Edge, Ultratrim, Wild Thing, BC24B, BC24W, BC2400, BC3100, PL200, PI500, TE400, XT25, XT35, XT55, XT65, Featherlite XT200, XT300, XT400, XT600	863	RCJ8Y	848	CJ8Y	5843	843EZ	.025
FL20C, FL20, TE475, SST25C, SST25, XT260, XT700	852	RCJ6Y	858	CJ6Y	5852	852EZ	.025
GHT17, GHT22, LT7000, LT7500	863	RCJ8Y	848	CJ8Y	5843	843EZ	.030
XR200	840	RCJ8	843	CJ8	5843	843EZ	.030
LAWN MOWERS							
Briggs & Stratton 5, 6, 5.25, 5.5, 4.25, 4, 4.5hp	868	RJ19LM	947	QJ19LM	5861	861EZ	.030
OHV; Briggs & Stratton OHV	71	RC12YC	946	QC12YC	5071	71EZ	.030
Fuji	874	RL82C	811	L82C	---	---	.030
Kawasaki	102	RJ6C	823	J6C	---	---	.030
Kioritz	840	RCJ8	843	CJ8	5843	843EZ	.030
Robin	849	CJ6	---	---	---	---	.030
Tecumseh	871	RJ8C	841	J8C	5843	843EZ	.030
MOWERS							
18mm Heads; Models 18mm Heads	541	RD16	516	D16	---	---	.030
RIDING MOWERS							
Briggs & Stratton 14.5, 12.5hp	868	RJ19LM	947	QJ19LM	5861	861EZ	.030
Briggs & Stratton 875 Series 8.75 ft-lbs Gross Torque 190cc	71	RC12YC	946	QC12YC	5071	71EZ	.030
Twin; Briggs & Stratton Twin 16, 18.5hp	868	RJ19LM	947	QJ19LM	5861	861EZ	.030
WE12538, WE1642, WE18542, WE185H42	868	RJ19LM	861	J19LM	5861	861EZ	.030
WE14542	71	RC12YC	946	QC12YC	5071	71EZ	.030
Weed Eater One Briggs & Stratton 8.75hp 190cc	---	---	---	---	---	---	



Model/Engine	Copper Plus®		Alternate Plug		EZ	EZ Start™	Gap
	Stk #	Plug Type	Stk #	Plug Type	Start™	w/Eco-Core	
WEGELE							
MOWERS							
OHV; Kohler OHV 15, 13hp	71	RC12YC	946	QC12YC	5071	71EZ	.040
WESTHEFFER							
SPRAYERS							
OHV; Honda OHV 5hp	415	RN9YC	300	N9YC	5322	322EZ	.030
WESTWOOD							
TILLERS							
Gemini	871	RJ8C	841	J8C	5843	843EZ	.030
WHEEL HORSE							
LAWN MOWERS							
Briggs & Stratton 3.5hp	868	RJ19LM	947	QJ19LM	5861	861EZ	.030
TRACTORS							
Briggs & Stratton	868	RJ19LM	861	J19LM	5861	861EZ	.030
Kawasaki 12.5hp	840	RCJ8	843	CJ8	5843	843EZ	.030
Kohler 8, 20, 16, 10, 12, 14hp	854	RH10C	844	H10C	---	---	.030
Kohler K181 8hp	868	RJ19LM	861	J19LM	5861	861EZ	.030
Twin; Kohler Twin 17, 18, 16hp	25	RV17YC	---	---	---	---	.025
Onan 14, 12.5hp	929	RL95YC	---	---	---	---	.025
Onan B43M	857	RH18Y	---	---	---	---	.030
Onan XLS	909	RS17YX	---	---	---	---	.025
Renault	327	RL87YC	312	L87YC	---	---	.030
Tecumseh	871	RJ8C	841	J8C	5843	843EZ	.030
WHEELBURRO							
WHEELBARROWS							
Briggs & Stratton 5hp	868	RJ19LM	947	QJ19LM	5861	861EZ	.030
WHEELER							
LAWN MOWERS							
Briggs & Stratton 5, 3.5, 4, 3.75hp	868	RJ19LM	947	QJ19LM	5861	861EZ	.030
Tecumseh 5hp	871	RJ8C	841	J8C	5843	843EZ	.030
LAWN TRACTORS, SHREDDERS, TILLERS							
Briggs & Stratton	868	RJ19LM	861	J19LM	5861	861EZ	.030
Honda 13hp	322	RN11YC4	302	N11YC	5322	322EZ	.030
Tecumseh	871	RJ8C	841	J8C	5843	843EZ	.030
WHIPPER CLIPPER							
EDGERS, TRIMMERS							
Briggs & Stratton	840	RCJ8	843	CJ8	5843	843EZ	.030
Honda 5, 4hp	322	RN11YC4	302	N11YC	5322	322EZ	.030
WHIRL CUT							
LAWN MOWERS							
All Models	868	RJ19LM	861	J19LM	5861	861EZ	.030
WHIRLER-GLIDE							
LAWN MOWERS							
All Models	868	RJ19LM	861	J19LM	5861	861EZ	.030
WHITE							
CHIPPERS, SHREDDERS, EDGER, TRIMMERS, LOG SPLITTERS, RIDING MOWERS, TILLERS, TRACTORS, VACUUMS							
Briggs & Stratton 5, 12, 12.5, 10.5, 13, 8, 3.5, 3hp	868	RJ19LM	947	QJ19LM	5861	861EZ	.030
OHV; Briggs & Stratton OHV 5hp	431	RC14YC	---	---	5071	71EZ	.030
Twin; Briggs & Stratton Twin 16, 18hp	868	RJ19LM	947	QJ19LM	5861	861EZ	.030
Briggs & Stratton Vanguard 15hp	71	RC12YC	946	QC12YC	5071	71EZ	.030
V-Twin; Briggs & Stratton Vanguard V-Twin 16, 18, 20hp	431	RC14YC	---	---	5071	71EZ	.030
Log Splitters	868	RJ19LM	861	J19LM	5861	861EZ	.030
Onan	909	RS17YX	---	---	---	---	.025
Shredders	840	RCJ8	843	CJ8	5843	843EZ	.030
Tecumseh	871	RJ8C	841	J8C	5843	843EZ	.030
OHV; Tecumseh OHV 13, 5hp	104	RN4C	803	N4C	---	---	.030
LAWN MOWERS							
Briggs & Stratton 6, 5, 5.5, 3.75, 4.5hp	868	RJ19LM	947	QJ19LM	5861	861EZ	.030

**LAWN & GARDEN EQUIPMENT**BOUGIES POUR PETITS MOTEURS
Para motores de césped y jardín

Model/Engine	Copper Plus®		Alternate Plug		EZ Start™	EZ Start™ w/Eco-Core	Gap
	Stk #	Plug Type	Stk #	Plug Type			
WHIZ-MOW							
LAWN MOWERS							
All Models	854	RH10C	844	H10C	---	---	.030
WIC							
BRUSHCUTTERS, TRIMMERS							
L1845G, L2035G, L2415G, L2525X, L3335G, X3335G	840	RCJ8	843	CJ8	5843	843EZ	.030
MULCHERS							
Kohler 16hp	854	RH10C	844	H10C	---	---	.030
WIKOV							
DRY GRANULAR SPREADERS							
Briggs & Stratton 10hp	868	RJ19LM	861	J19LM	5861	861EZ	.030
OHV; Honda OHV 9hp	322	RN11YC4	302	N11YC	5322	322EZ	.030
OHV; Kawasaki OHV 11.1hp	322	RN11YC4	302	N11YC	5322	322EZ	.030
RIDING MOWERS							
Briggs & Stratton 15.5, 12, 12.5hp	868	RJ19LM	861	J19LM	5861	861EZ	.030
V-Twin; Briggs & Stratton Vanguard V-Twin 16, 20, 18, 15hp	431	RC14YC	---	---	5071	71EZ	.030
OHV; Honda OHV 13hp	322	RN11YC4	302	N11YC	5322	322EZ	.030
V-Twin; Honda V-Twin OHV 20hp	322	RN11YC4	302	N11YC	5322	322EZ	.030
V-Twin; Kohler V-Twin OHV 18hp	71	RC12YC	946	QC12YC	5071	71EZ	.040
WINDS							
DRY GRANULAR SPREADERS							
Kohler 10hp	854	RH10C	844	H10C	---	---	.030
WIZARD							
EDGERS, SHREDDERS, TILLERS, TRACTORS							
Briggs & Stratton	868	RJ19LM	861	J19LM	5861	861EZ	.030
LAWN MOWERS							
2-Cycle; Clinton 2-Cycle	854	RH10C	844	H10C	---	---	.025
4-Cycle; Clinton 4-Cycle	840	RCJ8	843	CJ8	5843	843EZ	.025
Power Pak	871	RJ8C	841	J8C	5843	843EZ	.025
Power Product Engine	840	RCJ8	843	CJ8	5843	843EZ	.030
Propulsion VE901R	511	J11C	---	---	---	---	.030
WOERNER							
TURF INSTALLER							
V-Twin; Kohler V-Twin 22, 18hp	71	RC12YC	946	QC12YC	5071	71EZ	.040
WOLF GARDEN							
RIDING MOWERS							
OHV; Tecumseh OHV 6hp	104	RN4C	803	N4C	---	---	.030
WOOD PRO							
CHIPPERS							
Twin; Briggs & Stratton Twin	868	RJ19LM	947	QJ19LM	5861	861EZ	.030
Briggs & Stratton Vanguard 9hp	71	RC12YC	946	QC12YC	5071	71EZ	.030
V-Twin; Briggs & Stratton Vanguard V-Twin 18, 16hp	431	RC14YC	---	---	5071	71EZ	.030
V-Twin; Kohler V-Twin 14, 22hp	71	RC12YC	946	QC12YC	5071	71EZ	.030
WOOD-MIZER							
SAWMILL							
V-Twin; Kohler V-Twin 13, 20, 15, 25hp	71	RC12YC	946	QC12YC	5071	71EZ	.030
WOODS							
CHIPPERS, SHREDDERS, LAWN TRACTORS							
V-Twin; Briggs & Stratton Intek V-Twin 20hp	71	RC12YC	946	QC12YC	5071	71EZ	.030
V-Twin; Briggs & Stratton Vanguard V-Twin 14, 16, 12.5, 18hp	431	RC14YC	---	---	5071	71EZ	.030
Liquid-Cooled; Kawasaki Liquid-Cooled V-Twin 20hp	846	CJ14	---	---	5846	846EZ	.025
Kohler 18, 12hp	854	RH10C	844	H10C	---	---	.030
Twin; Kohler Twin 20hp	25	RV17YC	---	---	---	---	.025
V-Twin; Kohler V-Twin 18, 25, 20hp	71	RC12YC	946	QC12YC	5071	71EZ	.030
Kubota WG600-B 21hp	71	RC12YC	946	QC12YC	5071	71EZ	.030
Kubota WG750-B 24.5hp	71	RC12YC	946	QC12YC	5071	71EZ	.030
Twin; Onan Twin 20hp	909	RS17YX	---	---	---	---	.025



Model/Engine	Copper Plus®		Alternate Plug		EZ	EZ Start™	Gap
	Stk #	Plug Type	Stk #	Plug Type	Start™	w/Eco-Core	
WOODSMAN							
LOG SPLITTERS							
Briggs & Stratton	868	RJ19LM	861	J19LM	5861	861EZ	.030
WOODWARDS							
LAWN MOWERS							
Briggs & Stratton	868	RJ19LM	861	J19LM	5861	861EZ	.030
WORCHESTER							
LAWN MOWERS							
Briggs & Stratton	868	RJ19LM	861	J19LM	5861	861EZ	.030
2-Cycle; Clinton 2-Cycle	592	RJ12C	---	---	---	---	.030
4-Cycle; Clinton 4-Cycle	871	RJ8C	841	J8C	5843	843EZ	.025
Lauson	871	RJ8C	841	J8C	5843	843EZ	.025
Power Product Engine	592	RJ12C	---	---	---	---	.025
WORTHINGTON							
MOWERS							
All Models	541	RD16	516	D16	---	---	.025
WRIGHT STANDER							
MOWERS							
V-Twin; Briggs & Stratton Vanguard V-Twin 20, 18, 16hp	431	RC14YC	---	---	5071	71EZ	.030
OHV; Kawasaki OHV 15, 17, 19, 23hp	322	RN11YC4	302	N11YC	5322	322EZ	.030
Liquid-Cooled; Kohler Liquid-Cooled V-Twin 23hp	431	RC14YC	---	---	5071	71EZ	.030
V-Twin; Kohler V-Twin 22, 20hp	71	RC12YC	946	QC12YC	5071	71EZ	.030
YAMAHA							
LAWN MOWERS							
OHV; Model YML 466 OHV	322	RN11YC4	302	N11YC	5322	322EZ	.030
RIDING MOWERS							
YT3600	404	RN12YC	38	N12YC	---	---	.030
YT5700, YT6700, YT6800	327	RL87YC	312	L87YC	---	---	.030
UTILITY VEHICLES							
Yamahauler	810	RA8HC	---	---	---	---	.030
YARD MACHINES							
BLOWERS, CHIPPER, SHREDDERS, EDGERS, LOG SPLITTERS, TILLERS							
OHV; Briggs & Stratton OHV 14.5hp	71	RC12YC	946	QC12YC	5071	71EZ	.030
Single Cylinder; Briggs & Stratton Single Cylinder	868	RJ19LM	947	QJ19LM	5861	861EZ	.030
V-Twin; Briggs & Stratton Vanguard V-Twin 16, 20hp	431	RC14YC	---	---	5071	71EZ	.030
OHV; Tecumseh OHV 12.5hp	104	RN4C	803	N4C	---	---	.030
LAWN MOWERS							
Briggs & Stratton	868	RJ19LM	947	QJ19LM	5861	861EZ	.030
Tecumseh	868	RJ19LM	861	J19LM	5861	861EZ	.030
STRING TRIMMERS							
2-Cycle; 41ADY28, 41AD280 2-Cycle 28cc	872	RD7JY	---	---	---	---	.020
YARD MARVEL							
AERATORS, MOTOR RAKES, THATCHERS, TILLERS							
Briggs & Stratton 3.5, 3, 5, 5.5hp	868	RJ19LM	947	QJ19LM	5861	861EZ	.030
OHV; Honda OHV 5.5hp	322	RN11YC4	302	N11YC	5322	322EZ	.030
Kawasaki 3.4hp	868	RJ19LM	861	J19LM	5861	861EZ	.030
Kawasaki 3.6hp	929	RL95YC	---	---	---	---	.025
Kawasaki 3.7hp	863	RCJ8Y	848	CJ8Y	5843	843EZ	.030
Kohler 4hp	868	RJ19LM	861	J19LM	5861	861EZ	.030
OHV; Kohler OHV 5hp	71	RC12YC	946	QC12YC	5071	71EZ	.040
Robin 5hp	830	RL86C	306	L86C	---	---	.030
YARD PRO							
BRUSHCUTTERS, RIDING MOWERS, TILLERS, TRIMMERS							
Briggs & Stratton 3.5, 15, 5.5, 5, 13, 19, 8, 9hp	868	RJ19LM	947	QJ19LM	5861	861EZ	.030
Twin; Briggs & Stratton Twin 18hp	868	RJ19LM	947	QJ19LM	5861	861EZ	.030
V-Twin; Briggs & Stratton Vanguard V-Twin 20hp	431	RC14YC	---	---	5071	71EZ	.030
OHV; Kohler OHV 15hp	71	RC12YC	946	QC12YC	5071	71EZ	.030
V-Twin; Kohler V-Twin 22, 18, 20hp	71	RC12YC	946	QC12YC	5071	71EZ	.030
YGT18H46, YGT22H50, YP1542, YP15H42	71	RC12YC	946	QC12YC	5071	71EZ	.030
YGT2046	431	RC14YC	---	---	5071	71EZ	.030

**LAWN & GARDEN EQUIPMENT**BOUGIES POUR PETITS MOTEURS
Para motores de césped y jardín

Model/Engine	Copper Plus®		Alternate Plug		EZ Start™	EZ Start™ w/Eco•Core	Gap
	Stk #	Plug Type	Stk #	Plug Type			
YARD PRO (cont)							
BRUSHCUTTERS, RIDING MOWERS, TILLERS, TRIMMERS (cont)							
YP110, YP115, YP116, YP120, YP130, YP140, YP145, YP150, YP160	846	CJ14	---	---	5846	846EZ	.030
YP1342, YP1846, YRT8, YRT9, YRT55	868	RJ19LM	861	J19LM	5861	861EZ	.030
YP200	840	RCJ8	843	CJ8	5843	843EZ	.030
YARD SHARK							
CHIPPERS, SHREDDER, MULCHERS							
Briggs & Stratton 5, 8hp	868	RJ19LM	947	QJ19LM	5861	861EZ	.030
Briggs & Stratton Vanguard 9hp	71	RC12YC	946	QC12YC	5071	71EZ	.030
OHV; Honda OHV 9hp	322	RN11YC4	302	N11YC	5322	322EZ	.030
YARD VAC							
BLOWERS, EDGERS, THATCHERS, VACUUMS							
Briggs & Stratton 8, 5hp	868	RJ19LM	947	QJ19LM	5861	861EZ	.030
Briggs & Stratton Vanguard 9hp	71	RC12YC	946	QC12YC	5071	71EZ	.030
OHV; Honda OHV 9hp	322	RN11YC4	302	N11YC	5322	322EZ	.030
Kohler 7hp	868	RJ19LM	861	J19LM	5861	861EZ	.030
2-Cycle; Robin 2-Cycle	830	RL86C	306	L86C	---	---	.030
Tecumseh 5hp	868	RJ19LM	861	J19LM	5861	861EZ	.030
YARDMAN							
BLOWERS, EDGERS, CHIPPERS, LAWN SWEEPERS, LOG SPLITTERS, MOWERS, RIDING MOWERS, SHREDDERS, TRACTORS, TILLERS							
OHV; Briggs & Stratton OHV 15, 14hp	71	RC12YC	946	QC12YC	5071	71EZ	.030
Single Cylinder; Briggs & Stratton Single Cylinder	868	RJ19LM	947	QJ19LM	5861	861EZ	.030
Twin; Briggs & Stratton Twin L-Head	868	RJ19LM	947	QJ19LM	5861	861EZ	.030
V-Twin; Briggs & Stratton Vanguard V-Twin 18hp	431	RC14YC	---	---	5071	71EZ	.030
Kawasaki	871	RJ8C	841	J8C	5843	843EZ	.030
Kohler 16hp	854	RH10C	844	H10C	---	---	.030
Kohler 4hp	868	RJ19LM	861	J19LM	5861	861EZ	.030
OHV; Kohler OHV 14, 15hp	71	RC12YC	946	QC12YC	5071	71EZ	.040
Twin; Kohler Twin 20, 18hp	25	RV17YC	---	---	---	---	.025
V-Twin; Kohler V-Twin 22, 20hp	71	RC12YC	946	QC12YC	5071	71EZ	.030
Robin	830	RL86C	306	L86C	---	---	.030
Tecumseh 12, 12.5hp	830	RL86C	306	L86C	---	---	.030
Tecumseh 3.5, 8, 6, 5, 4, 3.75hp	871	RJ8C	841	J8C	5843	843EZ	.030
OHV; Tecumseh OHV 5.5, 16, 5hp	104	RN4C	803	N4C	---	---	.030
LAWN MOWERS							
Briggs & Stratton	868	RJ19LM	947	QJ19LM	5861	861EZ	.030
Tecumseh	871	RJ8C	841	J8C	5843	843EZ	.030
RIDING MOWERS							
Briggs & Stratton 12.5 ft-lbs Single Cylinder 12.5hp 344cc	71	RC12YC	946	QC12YC	5071	71EZ	.030
YARDPRO							
LAWN MOWERS							
Briggs & Stratton 5, 5.5, 6hp	868	RJ19LM	947	QJ19LM	5861	861EZ	.030
YARDSMITH							
LAWN MOWERS							
All Models	868	RJ19LM	861	J19LM	5861	861EZ	.030
YARDSTER							
LAWN MOWERS							
All Models	868	RJ19LM	861	J19LM	5861	861EZ	.030
YARK BRONC							
TRACTORS							
Briggs & Stratton	868	RJ19LM	861	J19LM	5861	861EZ	.030
Tecumseh	871	RJ8C	841	J8C	5843	843EZ	.030
YAZOO							
LAWN MOWERS							
Briggs & Stratton 5, 5.5, 6, 8.5, 9hp	868	RJ19LM	947	QJ19LM	5861	861EZ	.030
OHV; Briggs & Stratton Intek OHV 6hp	71	RC12YC	946	QC12YC	5071	71EZ	.020
Kawasaki 12.5hp	846	CJ14	---	---	5846	846EZ	.025
OHV; Kawasaki OHV 9, 14hp	322	RN11YC4	302	N11YC	5322	322EZ	.030
Robin EY18W, EY18-3W	830	RL86C	306	L86C	---	---	.030



Model/Engine	Copper Plus®		Alternate Plug		EZ	EZ Start™	Gap
	Stk #	Plug Type	Stk #	Plug Type	Start™	w/Eco-Core	
YAZOO/KEES							
BRUSHCUTTERS, MOWERS, PLUGGERS, POWER RAKES, TILLERS							
OHV; Briggs & Stratton Intek OHV 6hp	71	RC12YC	946	QC12YC	5071	71EZ	.020
Single Cylinder; Briggs & Stratton Single Cylinder	868	RJ19LM	861	J19LM	5861	861EZ	.030
V-Twin; Briggs & Stratton Vanguard V-Twin 16, 18, 20hp	431	RC14YC	---	---	5071	71EZ	.030
Honda GV400 11hp	863	RCJ8Y	848	CJ8Y	5843	843EZ	.030
OHV; Honda OHV 5.5hp	322	RN11YC4	302	N11YC	5322	322EZ	.030
Kawasaki 12.5hp	840	RCJ8	843	CJ8	5843	843EZ	.030
Liquid-Cooled; Kawasaki Liquid-Cooled V-Twin 20hp	840	RCJ8	843	CJ8	5843	843EZ	.030
OHV; Kawasaki OHV 9, 14hp	322	RN11YC4	302	N11YC	5322	322EZ	.030
V-Twin; Kawasaki V-Twin 17hp	863	RCJ8Y	848	CJ8Y	5843	843EZ	.030
V-Twin; Kawasaki V-Twin OHV 19hp	322	RN11YC4	302	N11YC	5322	322EZ	.030
OHV; Kohler OHV 14hp	71	RC12YC	946	QC12YC	5071	71EZ	.040
Single Cylinder; Kohler Single Cylinder 18hp	854	RH10C	844	H10C	---	---	.030
Twin; Kohler Twin 20hp	25	RV17YC	---	---	---	---	.025
Twin; Kohler Twin 23hp	854	RH10C	844	H10C	---	---	.030
V-Twin; Kohler V-Twin 18, 22, 20, 25hp	71	RC12YC	946	QC12YC	5071	71EZ	.030
Robin EY18-3W	830	RL86C	306	L86C	---	---	.030
Wisconsin AGND	502	D21	---	---	---	---	.030
Wisconsin TJD	541	RD16	516	D16	---	---	.030
EDGERS, STRING TRIMMERS							
ET300, 301, 305	868	RJ19LM	861	J19LM	5861	861EZ	.030
YBC16, 23, 31	846	CJ14	---	---	5846	846EZ	.030
YELLOWBIRD							
TILLERS							
Briggs & Stratton	868	RJ19LM	861	J19LM	5861	861EZ	.030
YETTER ROTARY							
LAWN MOWERS							
All Models	868	RJ19LM	861	J19LM	5861	861EZ	.030
YORK							
LAWN MOWERS							
All Models	868	RJ19LM	861	J19LM	5861	861EZ	.030
POWER BROOMS							
Briggs & Stratton 5hp	868	RJ19LM	861	J19LM	5861	861EZ	.030
Honda 5.5hp	322	RN11YC4	302	N11YC	5322	322EZ	.030
Z-CART							
MOWERS DECKS, UTILITY VEHICLES							
V-Twin; Briggs & Stratton Vanguard V-Twin 18, 20hp	431	RC14YC	---	---	5071	71EZ	.030
V-Twin; Kawasaki V-Twin 17hp	863	RCJ8Y	848	CJ8Y	5843	843EZ	.030
V-Twin; Kawasaki V-Twin 19hp	322	RN11YC4	302	N11YC	5322	322EZ	.030
ZENOAH							
AUGERS							
FAG10	102	RJ6C	823	J6C	---	---	.030
BLOWERS							
EB20	849	CJ6	---	---	---	---	.030
EB40, EB43	830	RL86C	306	L86C	---	---	.030
DUSTER, MISTERS							
MD20AE	849	CJ6	---	---	---	---	.030
MD40AE	830	RL86C	306	L86C	---	---	.030
TRIMMERS							
BC153E1, BC174E	840	RCJ8	843	CJ8	5843	843EZ	.030
BC234B, BC250DL, BC260DUM, BC260DWM	849	CJ6	---	---	---	---	.030
BC324B, FBC12, FBC26	830	RL86C	306	L86C	---	---	.030
BC430FWM, BC430DWM, BK340FI, BC174E, BC254E	863	RCJ8Y	848	CJ8Y	5843	843EZ	.030
FBC33	102	RJ6C	823	J6C	---	---	.030

**LAWN & GARDEN EQUIPMENT**

BOUGIES POUR PETITS MOTEURS

Para motores de césped y jardín



Model/Engine	Copper Plus®		Alternate Plug		EZ Start™	EZ Start™ w/Eco•Core	Gap
	Stk #	Plug Type	Stk #	Plug Type			
ZIPPER							
RIDING MOWERS							
Liquid-Cooled; Briggs & Stratton Liquid-Cooled 3-Cylinder 31hp	71	RC12YC	946	QC12YC	5071	71EZ	.020
V-Twin; Briggs & Stratton Vanguard V-Twin 14, 18hp	431	RC14YC	---	---	5071	71EZ	.030
V-Twin; Kohler V-Twin 18, 20, 22, 25hp	71	RC12YC	946	QC12YC	5071	71EZ	.030



Model/Engine	Copper Plus®		Alternate Plug		EZ	EZ Start™	Gap
	Stk #	Plug Type	Stk #	Plug Type	Start™	w/Eco-Core	
AGWAY							
754	102	RJ6C	823	J6C	---	---	.030
PL-4, PL-5, PL-6	849	CJ6	---	---	---	---	.030
ALLIS-CHALMERS							
65, 75, 95, 195, 295	840	RCJ8	843	CJ8	5843	843EZ	.030
ALPINA							
A438, AP70, P45, P450, P800, A330, P41, P600i, P55, 600i, A40, P34S, P540i, P65, 540i, A70, AP90, P400, P90, P700, P120	859	RCJ7Y	853	CJ7Y	5843	843EZ	.030
AMERICAN BRICK SAW CO.							
BRICK & MASONRY SAWS							
OHV; Honda OHV 13, 9, 8, 6.5, 5.5hp	322	RN11YC4	302	N11YC	5322	322EZ	.030
AMERIND-MACKISSIC							
9-P	871	RJ8C	841	J8C	5843	843EZ	.030
BOLENS							
Swiftly 3014, Thrifty 3010	102	RJ6C	823	J6C	---	---	.030
CAMPBELL-HAUSFELD							
3000, 3002, 2000, 3003, 3001	865	RDJ8J	847	DJ8J	5847	847EZ	.030
CASTOR							
CP-45, 380, 330, CP-41	859	RCJ7Y	853	CJ7Y	5843	843EZ	.030
CHIEF							
D35	871	RJ8C	841	J8C	5843	843EZ	.030
E75, E95, D15	840	RCJ8	843	CJ8	5843	843EZ	.030
CLINTON							
D65, D55, D35	871	RJ8C	841	J8C	5843	843EZ	.030
E10	849	CJ6	---	---	---	---	.025
E95, E75, D25, D15	840	RCJ8	843	CJ8	5843	843EZ	.030
COMET							
D-4, D-58	840	RCJ8	843	CJ8	5843	843EZ	.030
D-51	538	RH8C	587	H8C	---	---	.030
CRAFTSMAN							
3400, 3416, 3461, 3481, 35094, 35201, 35203, 35207, 35255, 35256, 35266, 35363, 35505, 35516, 59886, 352030, 352090, 357160, 2.7, 4.3, 1.9, 2.1, 2.0, 3.6, 1.8, 3408, 3415, 3465, 3411, 3425, 3460, 3402, 3412, 3466, 3401, 3418, 3455, 3476, 35093, 34094, 35091, 34071, 35082, 35206, 352060, 35205, 352070, 35202, 35096, 35209, 35232, 35211, 352351, 35251, 352321, 35238, 59716, 59741, 59816, 35371, 35369, 35506, 36235, 357120, 35263, 35366, 35512, 36212, 358860, 35267, 35367, 35514, 36096, 35515	840	RCJ8	843	CJ8	5843	843EZ	.030
35147, 35177, 35372, 35607, 35883, 3.7, Barracuda, 35138, 35171, 35148, 31197, 35187, 35886, 35887, 35889, 35904, 35373, 35633, 35376, 35628, 35375, 35718	849	CJ6	---	---	---	---	.030
35269, 35365	860	RDJ7J	850	DJ7J	5851	851EZ	.030
35481, 35885, 35889, 59918, 358356, 358850, 59820, 35881, 35608, 35487, 35484, 35483, 35609	863	RCJ8Y	848	CJ8Y	5843	843EZ	.030
358840, 358810	893	RCJ4	862	CJ4	---	---	.030
4.5, 1.9 Beaver, 3.5, 2.5	870	RDJ6J	851	DJ6J	5851	851EZ	.030
D44, D49	871	RJ8C	841	J8C	5843	843EZ	.030
DANARM							
1-36, 55, 36AV, 2-36, 76, 1-71	849	CJ6	---	---	---	---	.030
110, 125	871	RJ8C	841	J8C	5843	843EZ	.030
DAYTON							
2Z-463, 4Z-109, 2Z-760, 2Z-971, 2Z-462, 2Z-573, 4Z-023, 2Z-970, 4Z-022, 2Z-461	840	RCJ8	843	CJ8	5843	843EZ	.030
4Z-251	863	RCJ8Y	848	CJ8Y	5843	843EZ	.030
4Z-252	893	RCJ4	862	CJ4	---	---	.030



Model/Engine	Copper Plus®		Alternate Plug		EZ Start™	EZ Start™ w/Eco-Core	Gap
	Stk #	Plug Type	Stk #	Plug Type			
DISSTON							
KB6AY, KB7AY	102	RJ6C	823	J6C	---	---	.030
DITCH DEVIL							
CONCRETE SAW							
Briggs & Stratton Vanguard 9hp	431	RC14YC	---	---	5071	71EZ	.030
Honda 9, 11, 13hp	322	RN11YC4	302	N11YC	5322	322EZ	.030
Onan OHV 12.5hp	929	RL95YC	---	---	---	---	.035
Robin 11hp	830	RL86C	306	L86C	---	---	.025
Robin 9hp	863	RCJ8Y	848	CJ8Y	5843	843EZ	.025
DOLMAR							
CHAIN SAWS							
102, 110, 100 13hp	872	RDJ7Y	855	DJ7Y	5851	851EZ	.020
105, 108, 103	840	RCJ8	843	CJ8	5843	843EZ	.030
109, 116Si, 115, 120Si, 111	852	RCJ6Y	858	CJ6Y	5852	852EZ	.020
113, 118, 123, 152, 166, 114, 117, 112, 119, 116, 122, 144, 310, 128, 133, 153	859	RCJ7Y	853	CJ7Y	5843	843EZ	.030
120, PS400, PS341, PS340, PS401	872	RDJ7Y	855	DJ7Y	5851	851EZ	.020
PS342	863	RCJ8Y	848	CJ8Y	5843	843EZ	.020
PS350 2.2hp 35cc	852	RCJ6Y	858	CJ6Y	5852	852EZ	.020
PS420 2.9hp 42cc	852	RCJ6Y	858	CJ6Y	5852	852EZ	.020
PS450 2.95hp 45.6cc	852	RCJ6Y	858	CJ6Y	5852	852EZ	.020
PS510 3.3hp 50.4cc	852	RCJ6Y	858	CJ6Y	5852	852EZ	.020
PS5105 3.9hp 50.4cc	852	RCJ6Y	858	CJ6Y	5852	852EZ	.020
PS6000i, PS6800i, PS9000	852	RCJ6Y	858	CJ6Y	5852	852EZ	.030
PS6400 4.8hp 64cc	852	RCJ6Y	858	CJ6Y	5852	852EZ	.020
PS7300 5.7hp 73cc	852	RCJ6Y	858	CJ6Y	5852	852EZ	.020
PS7900 6.3hp 79cc	852	RCJ6Y	858	CJ6Y	5852	852EZ	.020
CUT-OFF SAW							
309-1, 343-1, 143	859	RCJ7Y	853	CJ7Y	5843	843EZ	.020
PC6212, PC7314, PC6214, PC7312	852	RCJ6Y	858	CJ6Y	5852	852EZ	.020
PC6530, PC6535 4.3hp 64cc	852	RCJ6Y	858	CJ6Y	5852	852EZ	.020
PC7435, PC7430 5.7hp 73cc	852	RCJ6Y	858	CJ6Y	5852	852EZ	.020
PC8240 6.1hp 81cc	852	RCJ6Y	858	CJ6Y	5852	852EZ	.020
DU-ALL							
CUT-OFF SAW							
Briggs & Stratton	868	RJ19LM	861	J19LM	5861	861EZ	.030
DYNAMARK							
4241, 4422, 4223, 4421, 4222, 4244, 4221, 4243, 4201, 4242	859	RCJ7Y	853	CJ7Y	5843	843EZ	.030
EATON							
8768-9, 8767	871	RJ8C	841	J8C	5843	843EZ	.030
8932-3, 8930	840	RCJ8	843	CJ8	5843	843EZ	.030
ECHO							
CHAIN SAWS							
3450, 550EVL, 610EVL, 620VL, 750EVL, 660VL, 900EVL, 3400, 290EVL, 410EVL, 602VL, 4000EVL, 660EVL, 2800, 330EVL, 330EVL, 440EVL, 650EVL, 852EVL, 1001VL, 2900, 290EVL, 440EVL, 510EVL, 601EVL, 4000, 3000	859	RCJ7Y	853	CJ7Y	5843	843EZ	.025
500EVL, 280E, 300EVL, 400EVL, 290EVL	863	RCJ8Y	848	CJ8Y	5843	843EZ	.025
60S, 601, S290, 701VL, 304, 601S, 80Z, 650EVL, 802, 315, 451VL, 601SVL, 280EP, 801, 330, 452VL, 602EVL, 100, 701SVL, 351VL, 300EVL, 301, 302, 302S	840	RCJ8	843	CJ8	5843	843EZ	.025
CS271T 26.9cc	852	RCJ6Y	858	CJ6Y	5852	852EZ	.025
CS306 30cc	852	RCJ6Y	---	---	5852	852EZ	.025
CS310 30.5cc	852	RCJ6Y	858	CJ6Y	5852	852EZ	.025
CS330T, CS341, CS346 33cc	852	RCJ6Y	---	---	5852	852EZ	.025
CS352 34cc	852	RCJ6Y	858	CJ6Y	5852	852EZ	.025
CS360T, CS370 36cc	852	RCJ6Y	---	---	5852	852EZ	.025
CS400 40.2cc	852	RCJ6Y	858	CJ6Y	5852	852EZ	.025
CS440 45cc	852	RCJ6Y	---	---	5852	852EZ	.025
CS450, CS450P 45cc	852	RCJ6Y	858	CJ6Y	5852	852EZ	.025
CS500P 50.2cc	852	RCJ6Y	858	CJ6Y	5852	852EZ	.025
CS520 50cc	852	RCJ6Y	---	---	5852	852EZ	.025



Model/Engine	Copper Plus®		Alternate Plug		EZ Start™	EZ Start™ w/Eco-Core	Gap
	Stk #	Plug Type	Stk #	Plug Type			
ECHO (cont)							
CHAIN SAWS (cont)							
CS550P 54.1cc	852	RCJ6Y	858	CJ6Y	5852	852EZ	.025
CS600P 59.8cc	852	RCJ6Y	858	CJ6Y	5852	852EZ	.025
CS670 67cc	852	RCJ6Y	---	---	5852	852EZ	.025
CS680 66.8cc	852	RCJ6Y	858	CJ6Y	5852	852EZ	.025
CS8000, QV6700 81cc	852	RCJ6Y	---	---	5852	852EZ	.025
QV670 67cc	852	RCJ6Y	858	CJ6Y	5852	852EZ	.025
QV675 67cc	858	CJ6Y	---	---	---	---	.025
QV675, 4600, 6700, 702VL, 5000, 702EVL, 8000, 3900, 510EVL, 5500, 4400, 750EVL, 4500, 660EVL	852	RCJ6Y	858	CJ6Y	5852	852EZ	.025
QV8000, QV6750 81cc	852	RCJ6Y	858	CJ6Y	5852	852EZ	.025
QV8050 81cc	858	CJ6Y	---	---	---	---	.025
CUT-OFF SAW							
CSG6700	863	RCJ8Y	848	CJ8Y	5843	843EZ	.025
EFCO							
CHAIN SAWS							
956, 981, 951, 971, 940, 962C, 935	859	RCJ7Y	853	CJ7Y	5843	843EZ	.025
CUT-OFF SAW							
1000TTA, 980TTA, 265TTA	859	RCJ7Y	853	CJ7Y	5843	843EZ	.025
ELITE							
Briggs & Stratton Vanguard 9hp	431	RC14YC	---	---	5071	71EZ	.030
Honda 9, 11, 13hp	322	RN11YC4	302	N11YC	5322	322EZ	.030
Onan OHV 12.5hp	929	RL95YC	---	---	---	---	.035
Robin 11hp	830	RL86C	306	L86C	---	---	.025
Robin 9hp	863	RCJ8Y	848	CJ8Y	5843	843EZ	.025
FARMER							
F65, F55	849	CJ6	---	---	---	---	.030
FORD							
Eagle I, Hawk, Eagle II	840	RCJ8	843	CJ8	5843	843EZ	.030
FORESTER							
CS-100, CS-350, CS-580	846	CJ14	---	---	5846	846EZ	.030
FRONTIER-TML (QUADRA)							
FB35, FB35VIP, Rocky, Ranch, V.I.P., Star Diffusion, Fercad, F35, F35VIP, Pioneer, Mark I, Einhell, Green B	849	CJ6	---	---	---	---	.030
GREEN MACHINE							
20	872	RDJ7Y	855	DJ7Y	5851	851EZ	.030
38, 33, 30	852	RCJ6Y	858	CJ6Y	5852	852EZ	.030
7400, 7200, 7100	840	RCJ8	843	CJ8	5843	843EZ	.030
7700, 7600	863	RCJ8Y	848	CJ8Y	5843	843EZ	.030
HOFFCO							
S510, D51, Super 88	538	RH8C	587	H8C	---	---	.030
T58, T4, D58, Super 510, D4, S480	840	RCJ8	843	CJ8	5843	843EZ	.030
Timberline T47	871	RJ8C	841	J8C	5843	843EZ	.030
Timberline T81	102	RJ6C	823	J6C	---	---	.030
West Bend	538	RH8C	587	H8C	---	---	.030
HOMELITE							
CHAIN & CUT OFF SAWS							
245 HG, 252, 245 SL	872	RDJ7Y	855	DJ7Y	5851	851EZ	.020
330	865	RDJ8J	847	DJ8J	5847	847EZ	.025
C72, Super Wiz 55, Super Wiz 66	102	RJ6C	823	J6C	---	---	.025
CS40, DM40, LX30, 180, 540, 200, 192, 410, DM54, Little Red XL	872	RDJ7Y	855	DJ7Y	5851	851EZ	.025
CS50	859	RCJ7Y	853	CJ7Y	5843	843EZ	.025
D3300, D3350B, Z3330, Z3350B, 250, 290, 300, Z3350, Z3850B, 340, 8800, D3800, D3850B	852	RCJ6Y	858	CJ6Y	5852	852EZ	.025
DM20, MP38, Big Red SXL, 35SL, XL98D, XL123, XL925, 955, 1130G, Super 1130G, V1944, V1955, V1123, XL660F, XL923, Super 1050, 1050, 350, 360, 945, Old Blue SXL, MP88, Super 3100G, Super 2100S, Super XL-AO	849	CJ6	---	---	---	---	.025
DM50, Mini Models, Super EZ-AO, 550, 450, Super EZ	870	RDJ6J	851	DJ6J	5851	851EZ	.025
Super 240, XL, 150, 240, 190, XL2, VI-Super-2, Super 2	860	RDJ7J	850	DJ7J	5851	851EZ	.025



Model/Engine	Copper Plus®		Alternate Plug		EZ Start™	EZ Start™ w/Eco•Core	Gap
	Stk #	Plug Type	Stk #	Plug Type			
HOMELITE (cont)							
CHAIN & CUT OFF SAWS (cont)							
Super Wiz 80	871	RJ8C	841	J8C	5843	843EZ	.025
XL12, XL100A	840	RCJ8	843	CJ8	5843	843EZ	.025
XL923A, 650, 2100 Super, 750	893	RCJ4	862	CJ4	---	---	.025
HUD-SON							
LOG SPLITTERS							
Briggs & Stratton 13, 8, 5.5hp	868	RJ19LM	861	J19LM	5861	861EZ	.030
OHV; Briggs & Stratton OHV V-Twin 16hp	868	RJ19LM	861	J19LM	5861	861EZ	.030
Honda 11, 24hp	322	RN11YC4	302	N11YC	5322	322EZ	.030
PORTABLE BANDSAW MILL							
Oscar 28, Oscar 18 Briggs & Stratton 5.5hp	868	RJ19LM	861	J19LM	5861	861EZ	.030
HUSQVARNA							
16, 26RCL, Husky 33, Husky 35VR, Husky 49, Husky 55, Husky 77, Husky A65, 140S, 160S, 162FE, 165R, 240SG, 257, 245RX, 260, 281, 340SE, 185CD, 480CD, 340, 365, 394XP, 444FG, 3120XP, 140, 162FG, 181, 24, 160CD, 162SE, 165, 240S, 22RL, 160SG, 162SG, 163S, 238, 1R, 163SE, 240SE, 18, 154, 180S, 22R, 2405, 2101XP, 244, 250PS, 262XP, 280G, 32, 380CD, 2100CD, 372XP, 334T, 335XPT, 350, 346XP, 371XPG, 444, 455, 65K, L77, Husky 246, Husky 36, Husky 41, Husky 50, 254XP, 245R, 261, 263CD, 268, 32R, 288XP, 285CD, 362XP, 338XPT, 280S, 345, 357XP, 371XP, 444FE, 575XP, 136, B77, Husky 39R, Husky 42, Husky 51, Husky 66, 265RX, 266XP, 272XP, 165RX, 281XP, 1100CD, 385XP, 380S, 353, 359, 394XPG, 444SE, 570, 141, S77, Husky B65, Husky 34, Husky 36R, Husky 40, Husky A77, 266SG, 242XP, 260CD, 266SE, 32RCL, 340SG, 3130, 395XP, 280CD, 380K, 351, 444SG, 480K, L65, Husky 38, Husky 45, Husky 44, Rancher 61, Rancher 65	859	RCJ7Y	853	CJ7Y	5843	843EZ	.020
A100, G90, SM150	874	RL82C	811	L82C	---	---	.020
Husky 22, 2100CDW, Husky 23, Compact 37, Compact 35	849	CJ6	---	---	---	---	.020
BRUSHCUTTERS, TRIMMERS							
555FXT 3.8hp 53.3cc	852	RCJ6Y	858	CJ6Y	5852	852EZ	.030
CHAIN SAWS							
240e 2.0hp 38.2cc	859	RCJ7Y	853	CJ7Y	5843	843EZ	.030
339XP 2.4hp 39cc	859	RCJ7Y	853	CJ7Y	5843	843EZ	.030
390XP 5.5hp 70.7cc	859	RCJ7Y	853	CJ7Y	5843	843EZ	.020
435 2.2hp 40.9cc	852	RCJ6Y	858	CJ6Y	5852	852EZ	.030
440e 2.4hp 40.9cc	852	RCJ6Y	858	CJ6Y	5852	852EZ	.030
445, 445e 2.8hp 45.7cc	852	RCJ6Y	858	CJ6Y	5852	852EZ	.030
450, 450e 3.2hp 50.2cc	852	RCJ6Y	858	CJ6Y	5852	852EZ	.030
576XP 5.7hp 73.5cc	852	RCJ6Y	858	CJ6Y	5852	852EZ	.030
POLE SAW							
327PT5S, 327PSX, 327P4 1.2hp 24.5cc	852	RCJ6Y	858	CJ6Y	5852	852EZ	.030
POWER CUTTERS							
3120K, 268K, 272K, 371K	863	RCJ8Y	848	CJ8Y	5843	843EZ	.020
K760 5.0hp 74cc	852	RCJ6Y	858	CJ6Y	5852	852EZ	.030
INDIAN							
561H, 582H	874	RL82C	811	L82C	---	---	.030
Super 5-12, 40, 5-12, 547H	840	RCJ8	843	CJ8	5843	843EZ	.030
Super 50, Super 651	537	RH12	512	H12	---	---	.030
JIM SAVAGE							
Pro 580, Maxi 350, Super 100	840	RCJ8	843	CJ8	5843	843EZ	.030
JOBU							
25CVA, Micro 25, SL3, L35	840	RCJ8	843	CJ8	5843	843EZ	.030
L8, L86S, L6	859	RCJ7Y	853	CJ7Y	5843	843EZ	.030
LF50, LP6	870	RDJ6J	851	DJ6J	5851	851EZ	.030
SL2, SL21	849	CJ6	---	---	---	---	.030



Model/Engine	Copper Plus®		Alternate Plug		EZ	EZ Start™	Gap
	Stk #	Plug Type	Stk #	Plug Type	Start™	w/Eco-Core	
JOHN DEERE							
15, 50V, 350CS, 19, 81, 91, 61, 12, 9, 8, 14, 17, 18	849	CJ6	---	---	---	---	.030
40V, 50, 23, 28, 30	840	RCJ8	843	CJ8	5843	843EZ	.030
72, 55EV, 65SV, 300CS, 25EV, 51SV, 46EV, 35EV, 65EV, 800V, 80EV, 450V, 70V, 66SV, R70EV, S82, S80	859	RCJ7Y	853	CJ7Y	5843	843EZ	.030
820, 200CS, 230CS, 550CS, 840	852	RCJ6Y	858	CJ6Y	5852	852EZ	.030
CHIPPERS, SHREDDERS							
CS40, CS62, CS36, CS56, CS52, CS81, CS46, CS71	859	RCJ7Y	853	CJ7Y	5843	843EZ	.030
CUT-OFF SAW							
380MS, 880MS	852	RCJ6Y	858	CJ6Y	5852	852EZ	.025
JONSERED							
2094, 2095 Turbo	863	RCJ8Y	848	CJ8Y	5843	843EZ	.030
410, 510, 510M, 420, 520SP, 490	872	RDJ7Y	855	DJ7Y	5851	851EZ	.030
45ES, 66ES, 521EV, 630 Super II, 801, 041 Turbo, 2045, 2054, 2055 Turbo, 2065, 2071W, 2171W Turbo, 2149 Turbo, 2145 Turbo, 2036 Turbo, M52, M62, Pro 35, 111S, 2036, 2040 Turbo, 2051 Turbo, 2051, 2055 CAT, 2063, 2077, 2040, 2050, 2071 Turbo, 2083 Turbo, 2150 Turbo, 2163W Turbo, 2171 Turbo, 365, 451EV, 66E, 590, 670 Champ, 90W, 920, 2141 Turbo, 2159 Turbo, 2165 Turbo, 435, 535, 52ES, 621, 630S, 70E, 930S, 2149W Turbo, 2159W Turbo, 2163 Turbo, 450, 525, 49SP, 625 II, 830, 910E, 910D, 510SP, M60, RS45, Super III, MK80, MK70, M601, M621, M75, M751	859	RCJ7Y	853	CJ7Y	5843	843EZ	.030
820, 840	852	RCJ6Y	858	CJ6Y	5852	852EZ	.030
L1LJ, M36, M361, M361AV, 365	849	CJ6	---	---	---	---	.030
M80, M50, M110	859	RCJ7Y	853	CJ7Y	5843	843EZ	.020
POWER PRUNERS							
HP36	859	RCJ7Y	853	CJ7Y	5843	843EZ	.030
SAWMILL							
Mini 600, 6000 2095 Turbo	863	RCJ8Y	848	CJ8Y	5843	843EZ	.030
KAAZ							
Kawasaki 1.5, 1.3hp	849	CJ6	---	---	---	---	.030
Kawasaki 1.8, 1.2hp	840	RCJ8	843	CJ8	5843	843EZ	.030
Mitsubishi T50	840	RCJ8	843	CJ8	5843	843EZ	.030
Zenoah G2D, G2C	849	CJ6	---	---	---	---	.030
Zenoah G4C, G3C, G5C	830	RL86C	306	L86C	---	---	.030
KATEX							
KAT-10, KAT-25	840	RCJ8	843	CJ8	5843	843EZ	.030
KAT-34	863	RCJ8Y	848	CJ8Y	5843	843EZ	.030
KING O'LAWN							
Mark II	840	RCJ8	843	CJ8	5843	843EZ	.025
LANCASTER							
400A, 318PI, 318A	592	RJ12C	---	---	---	---	.030
400B, 447, 540, 655, 670, 645, 547, 550, 200A, 400S, 350, 425, 440, 450, 350A, 325, 350B	871	RJ8C	841	J8C	5843	843EZ	.030
555, SLA/20, Mini Auto, Mini-Twelve, 560	840	RCJ8	843	CJ8	5843	843EZ	.030
585	854	RH10C	844	H10C	---	---	.030
600, 500	537	RH12	512	H12	---	---	.030
60HL, 600HL, 700HL, 50/IL, 50HL	840	RCJ8	843	CJ8	5843	843EZ	.035
658, 558, 650	102	RJ6C	823	J6C	---	---	.030
Six-10, Eight-20	874	RL82C	811	L82C	---	---	.030
LESCO							
LCS4500, LCS5100	852	RCJ6Y	858	CJ6Y	5852	852EZ	.030
LOGAN							
PRO-FEL 7733PT2	868	RJ19LM	---	---	5861	861EZ	.030
LOMBARD							
3A, 34, 69, L50, L90, 3, 35, F54, L30, L70, 3-1/2, 36, 68, L60, L80, 30, L100, 660, L55, 5A, 5, 37, 70	840	RCJ8	843	CJ8	5843	843EZ	.030
650, 4, 7, 648	871	RJ8C	841	J8C	5843	843EZ	.030
AP42-1, AP22D, AP42SE, AP42, Little Lightning, AP22, AP22-1, AP22D-1, AP42D, Little Lightning Super Deluxe, Super AV, AP24, Comango, AP24D, AP42D-AV, Little Lightning Deluxe, Super Lightning	859	RCJ7Y	853	CJ7Y	5843	843EZ	.030



Model/Engine	Copper Plus®		Alternate Plug		EZ Start™	EZ Start™ w/Eco•Core	Gap
	Stk #	Plug Type	Stk #	Plug Type			
LOMBARD (cont)							
L100	14	RJ12YC	10	J12YC	---	---	.030
Pony	865	RDJ8J	847	DJ8J	5847	847EZ	.030
Super Comango, AL51, Automatic, AL42	849	CJ6	---	---	---	---	.030
MAGNUM DIAMOND							
Briggs & Stratton 18, 16, 9hp	431	RC14YC	---	---	5071	71EZ	.030
OHV; Honda OHV 13, 11, 9hp	322	RN11YC4	302	N11YC	5322	322EZ	.030
Wisconsin 37hp	541	RD16	516	D16	---	---	.025
Wisconsin 65hp	404	RN12YC	38	N12YC	---	---	.025
MAKITA							
CHAIN SAWS							
DCS341, DCS342, DCS400, DCS5200i, DCS330S, DCS391, DCS431, DCS520i, DCS340, DCS390, DCS401, DCS430	863	RCJ8Y	848	CJ8Y	5843	843EZ	.025
DCS6800iFL/FW, DCS9000FL/FW	852	RCJ6Y	858	CJ6Y	5852	852EZ	.025
CUT-OFF SAW							
DPC6200, DPC7001, DPC9500, DPC7000, DPC7301, DPC6201, DPC7300, DPC9501	852	RCJ6Y	858	CJ6Y	5852	852EZ	.025
MASSEY-FERGUSON							
190A, 250, 190	870	RDJ6J	851	DJ6J	5851	851EZ	.030
370, 370AR, 370A	840	RCJ8	843	CJ8	5843	843EZ	.030
MATELEST							
MAT-101-12, MAT-EX, MAT-101-10, MAT-106	840	RCJ8	843	CJ8	5843	843EZ	.030
MCCULLOCH							
10-10L, 10-10A, PM-6A, PM-105, PM 690, 3-10, S10-10LA 795, Double Eagle 80, Eager Beaver 3.7, Eager Beaver 12, Mac 100, Mac 4600, Mini Mac CP-55, Mini Mac 35, Power Mac 320, Power Mac 340, Pro Mac 36, Pro Mac 570, Pro Mac 610, Pro Mac 10-10S, Pro Mac 4700AV, Silver Eagle SE2818AVS, Silver Eagle SE3720AV, Timber Bear, Titan 35, S10-10, 895, Double Eagle 50, Eager Beaver 14, Eager Beaver 2.3, Mac 110, Mac 5500, Mini Mac 30, Mini Mac 6A, PH 390, P-10-10A, Power Mac 310, Power Mac 390, Pro Mac 40, Pro Mac 555, Pro Mac 5700AV, Pro Mac 690, Pro Mac 700, 10-10, Silver Eagle SE3020AVS, Titan 50, Wildcat 18, PM55, PM570, Eager Beaver 10, Eager Beaver 2.0, Mac 120, Mac 4900, Mini Mac 25, PM-6, Power Mac 330, Power Mac 380, Pro Mac 5000, Pro Mac 510, Pro Mac 5720, Pro Mac 605, Pro Mac 1000, S10-10LA 797, SLG-2, Silver Eagle SE3420, Titan 57, Eager Beaver 16, Eager Beaver 3.4, Eager Beaver 2.1, Power Mac 410, Mac 140, Mac 160S, Mac 130, Pro Mac 650, S10-10LA S797, S10-10LA 795L, S2-10A, 3-10E, Titan 70, Titan 7, Titan 40	865	RDJ8J	847	DJ8J	5847	847EZ	.025
2.3, Titan 620, 1.9, Titan 560	859	RCJ7Y	853	CJ7Y	5843	843EZ	.025
250, 940, S250, 650, 550, 660, S550	871	RJ8C	841	J8C	5843	843EZ	.025
6-10, 6-10A, CP-125S, SP80, SP-125C, Pro Mac 3800, LG-6, S6-10A, CP-70, PM-60, Mac 10 Series: 5-10, Pro Mac 850, SP105, 5-10G, 7-10A, CP-125, CP-70L, G-70, Mac 10 Series: 4-10, Pro Mac 8200, Pro Mac 800, SP-60, 5-10A, SP-81, SP-40	870	RDJ6J	851	DJ6J	5851	851EZ	.025
Eager Beaver 2100AV, Super 16AV, MS1635, Pro Mac 380, Pro Mac 3205AV-14, Pro Mac 3505AV-16, Pro Mac 8200AV, Silver Eagle SE2014, Silver Eagle SE2016, Eager Beaver 2000, Mac 3800AV Series, Mac Cat 16, Mac Cat 18, MS1432, Silver Eagle SE2012B, Silver Eagle SE2014K, Silver Eagle SE2318, Eager Beaver Super 2300AV, Mac 3200 Series, Mac 3500AV Series, Super 18AV, MS1838AV, Pro Mac 2500, Pro Mac 3805AV-18, Silver Eagle SE2012, Silver Eagle SE2116, Silver Eagle SE2316, MS1635AV	872	RDJ7Y	855	DJ7Y	5851	851EZ	.025
MILLER STURDI-SAW							
OHV; Honda OHV 11hp	322	RN11YC4	302	N11YC	5322	322EZ	.030
Kohler 15hp	71	RC12YC	946	QC12YC	5071	71EZ	.030
OHV; MCS-1, MSM Honda OHV 13, 11, 8hp	322	RN11YC4	302	N11YC	5322	322EZ	.030



Model/Engine	Copper Plus®		Alternate Plug		EZ Start™	EZ Start™ w/Eco-Core	Gap
	Stk #	Plug Type	Stk #	Plug Type			
MONO							
25-14, SL147, 25-10, SL146, SL245	840	RCJ8	843	CJ8	5843	843EZ	.030
67, 47	871	RJ8C	841	J8C	5843	843EZ	.030
SL149, 249	14	RJ12YC	10	J12YC	---	---	.030
MTA							
CUT-OFF SAW							
343, 309	863	RCJ8Y	848	CJ8Y	5843	843EZ	.020
NAUDER							
NAU-12, NAU-10	840	RCJ8	843	CJ8	5843	843EZ	.030
NOGMATIC							
4CV-All, NOG10, NOG12	840	RCJ8	843	CJ8	5843	843EZ	.030
6CV-All	863	RCJ8Y	848	CJ8Y	5843	843EZ	.030
OLYMPYK							
CHAIN SAWS							
234, 251, 271, 482MP, 942, 951, 244F, 240, 272F, 935F, 946, 962, 261, 264VS, 935DF, 950F, 970, 252, Super 251, 284F, 480, 945F, 999, 254, 264F, 355F, 481, 941, 980, 999F	859	RCJ7Y	853	CJ7Y	5843	843EZ	.030
CUT-OFF SAW							
1000TTA, 265TTA, 999TTA, 274TTA, 264TTA, 284TTA, 285TTA	859	RCJ7Y	853	CJ7Y	5843	843EZ	.030
OMC							
All Models	840	RCJ8	843	CJ8	5843	843EZ	.030
ORLINE							
Challenger Mark 11S, Mustang 149, Challenger Mark 11D, Mustang 129, Mustang 13	840	RCJ8	843	CJ8	5843	843EZ	.030
Yard-Arm	846	CJ14	---	---	5846	846EZ	.030
PARTNER							
CHAIN SAWS							
1629, 1660, 1630, 1661, 1644, 1645, 1690, 1631	102	RJ6C	823	J6C	---	---	.030
500, 5000, P500, P5000	872	RDJ7Y	855	DJ7Y	5851	851EZ	.030
F55, P55, P7000, R16, R20, R30, R417, R44, S50, S55, S65, 330, 340, 350, R421, R440, R517, R420, K20, K40, R40, R435, R17, R18, TS, P400, P5000 Plus, P70, P85, R85, P100, F65	859	RCJ7Y	853	CJ7Y	5843	843EZ	.030
Mini III, 946, 1613, 1614, 947, 1610, 1611, 1612, 944, 933, 1616, 1705, 1712, Mini IV	865	RDJ8J	847	DJ8J	5847	847EZ	.030
Mini-P, 1647, 2055, Mini-PII, Mini-PA, 1632, 1646, 1655	849	CJ6	---	---	---	---	.030
R12, K12	934	QL87YC	312	L87YC	---	---	.020
CUT-OFF SAW							
K500 Mark-II, K1200 Mark-II, K850 Mark-II, K650 Super, K700	859	RCJ7Y	853	CJ7Y	5843	843EZ	.020
STUMP GRINDERS							
S650	859	RCJ7Y	853	CJ7Y	5843	843EZ	.020
PECO							
Honda 13, 11hp	404	RN12YC	38	N12YC	---	---	.030
PEERLESS							
D65, D55	871	RJ8C	841	J8C	5843	843EZ	.030
E10	849	CJ6	---	---	---	---	.025
E95, E75, D25	840	RCJ8	843	CJ8	5843	843EZ	.030
PIONEER							
1410A, Sub-Zero 2400, 1450, 1410, 1420, Sub-Zero 2460	846	CJ14	---	---	5846	846EZ	.030
1850	893	RCJ4	862	CJ4	---	---	.030
610, 750, 410, 700, 800, 450, 550, 620, 650, 600, RA, 400, HC, NU-17	871	RJ8C	841	J8C	5843	843EZ	.030
850, 700G	825	J4C	---	---	---	---	.030
G, M, F	592	RJ12C	---	---	---	---	.030
L	541	RD16	516	D16	---	---	.030
One Man, Super Twins, Twin, Super, HA, HB	102	RJ6C	823	J6C	---	---	.030
P11, P42W, P60, Farmlite, P62W, P62, P52W, P39, P41, P38	859	RCJ7Y	853	CJ7Y	5843	843EZ	.030
P21, P28B, P35S, 1074, 1110, 1160, 1450, 2460, 3270, Farmsaw II, P28SB, P28, P28S, P41S, P35, P26E, P21B, P21S, P21SB, 1100, 1200, 1410A, 1074E, 1150, 1200A, 1420, 1074UB, 1120, 1410, 2270, 3200, 3270S, 3071, P28E, 1130, 2400, 2200, Farmsaw	840	RCJ8	843	CJ8	5843	843EZ	.030



Model/Engine	Copper Plus®		Alternate Plug		EZ Start™	EZ Start™ w/Eco•Core	Gap
	Stk #	Plug Type	Stk #	Plug Type			
PIONEER (cont)							
P26, P30, P51S, 2071, 1750, P50, P51, P12, P10, P25, P20, P40, P30S, P55S, P55, 1771, 1770, 1520, 1560, 2073, 970, 1072, 1073	849	CJ6	---	---	---	---	.030
PISTON POWERED PRODUCTS							
Super Saws	865	RDJ8J	847	DJ8J	5847	847EZ	.030
POULAN							
245A, S25AV, 100, 306, 5200CVA, S68, Model XX, Super XXV, 252A, 20, 25, 361, 76, 20D, 25DA, S25, 306A, 306SA, Micro XXV, S72, 92, 71A, 72, 25SN, Micro MZ5	840	RCJ8	843	CJ8	5843	843EZ	.025
4900, 8500, 5400, 4400, 7700, 6900	849	CJ6	---	---	---	---	.025
B520	846	CJ14	---	---	5846	846EZ	.025
P3314, P3314WS, P3416, P4018, P4018WT	859	RCJ7Y	853	CJ7Y	5843	843EZ	.030
PP325, 375, 3400, 4000, 3800, 3700, PP395, PP375	863	RCJ8Y	848	CJ8Y	5843	843EZ	.025
PP336, PP335 Predator, Bad Boy 3450, 3000, 3300, 5200, 6000, 52-14 Multi-Purpose, 2700, 3450, 2800, 3100, 3350, PP335, PP305, PP285, 4200, 5500, 8510, 45-12 Multi-Purpose, 52-12 Multi-Purpose	893	RCJ4	862	CJ4	---	---	.025
PP365, Bad Boy 3750, 3750, 3500, PP380, 3600	852	RCJ6Y	858	CJ6Y	5852	852EZ	.025
PPS23 Arbor Pro, PPS25DA, PP190 Aborist, PP 225, PP236, PP415, PP425, PP505, Wild Thing 2175, S23, 415, 1800, 2050, 2375, 2750, 6000CVA, S6000, 2350, 2150, 2450, 2900, 355, 2300, 2000, 1950, 2175, 2250, 2100, 2600, 2550, 2500, 2400, 3050, PP210, PP255, PP315, PP235, PP260, PP310, PP230, PP295, PP405, 405, 4200CVA, PP445, PP525, PP475, KS412, PP455, 205, 180, 200, Wild Thing 2375, PP655	859	RCJ7Y	853	CJ7Y	5843	843EZ	.025
S33, 53A, 54	871	RJ8C	841	J8C	5843	843EZ	.025
Single Cylinder OHV 40cc	859	RCJ7Y	853	CJ7Y	5843	843EZ	.020
POULAN PRO							
PP3516AVX, PP3816AV, PP4218AV, PP4218AVX, PP4620AV, PP4620AVX	859	RCJ7Y	853	CJ7Y	5843	843EZ	.030
RED MAX							
G300TS, G300AVS	863	RCJ8Y	848	CJ8Y	5843	843EZ	.030
G310TS	852	RCJ6Y	858	CJ6Y	5852	852EZ	.030
G455AVS, G621AVS, G450AVS, G561AVS	859	RCJ7Y	853	CJ7Y	5843	843EZ	.025
PSZ2401 RedMax Strato-Charged 1.1hp 23.6cc	965	RZ7C	---	---	---	---	.025
CHAIN SAWS							
G5300 3.3hp 51.7cc	859	RCJ7Y	853	CJ7Y	5843	843EZ	.025
GZ3500T Strato-Charged 1.91hp 35.2cc	965	RZ7C	---	---	---	---	.025
GZ380 Strato-Charged 2.0hp 38.3cc	859	RCJ7Y	853	CJ7Y	5843	843EZ	.025
GZ4000 Strato-Charged 2.4hp 40.1cc	965	RZ7C	---	---	---	---	.025
GZ4000 Zenoah	965	RZ7C	---	---	---	---	.020
GZ4500 Strato-Charged 2.5hp 44cc	965	RZ7C	---	---	---	---	.025
GZ7000 Strato-Charged 4.9hp 67.9cc	852	RCJ6Y	858	CJ6Y	5852	852EZ	.025
POLE SAW							
PSZ2500 Zenoah	978	RY4C	---	---	---	---	.020
REDLINE							
840PC, 740PC	859	RCJ7Y	853	CJ7Y	5843	843EZ	.030
REMINGTON							
816, 850AV, Mighty-Mite 300, Mighty-Mite 400, Yardmaster, Outdoorsman II, Sportsman II, 814, 840AV, Jobmaster, 812, 816AV, 860AV, Mighty-Mite 200, Mighty-Mite 600, Mighty-Mite 100, Mighty-Mite 500	859	RCJ7Y	853	CJ7Y	5843	843EZ	.030
PL4, PL7A, Mighty-Mite Electric, Mighty-Mite Bantam, Mighty-Mite Weekender, Mighty-Mite Automatic, Mighty-Mite Deluxe, Mighty-Mite Super Deluxe, SL5, SL7, SL16, SL11, Outdoorsman, Woodsman, Sportsman, P5A, PL7, Rancher, SL14, SL55 Auto., SL4A, SL10A, SL11A, SL9, SL10, Logger, PL6A, PL55A, PL5, PL6, Pow-R-Cut	849	CJ6	---	---	---	---	.030
Super 754	102	RJ6C	823	J6C	---	---	.030



Model/Engine	Copper Plus®		Alternate Plug		EZ	EZ Start™	Gap
	Stk #	Plug Type	Stk #	Plug Type	Start™	w/Eco-Core	
RIDGID							
850, 690, 590, 380, 305	840	RCJ8	843	CJ8	5843	843EZ	.030
ROOT							
C110, C121	870	RDJ6J	851	DJ6J	5851	851EZ	.030
Lumber Jack	871	RJ8C	841	J8C	5843	843EZ	.030
ROPER							
C354, C3437, C34337, ProAm 617, C332, C33237, C3327AR, ProAm 615, C343, C35437, C3437AR, C3327	849	CJ6	---	---	---	---	.030
C6367, C11047, ProAm 414, C12147, C6257, C6257AR, ProAm 412, C6117, C6367AR, ProAm 415	870	RDJ6J	851	DJ6J	5851	851EZ	.030
SHINDAIWA							
488P, 757C, 360, 577, 357, 377	852	RCJ6Y	858	CJ6Y	5852	852EZ	.030
E406, E440, YB501, YB901, 350, 416, 575, YB701, YB401, YB601, YB301, 500, 680, 451, 695, 450, 577P, E350, E680AV, E345, E480, 345, 300S, 415	863	RCJ8Y	848	CJ8Y	5843	843EZ	.030
CUT-OFF SAW							
EC350	840	RCJ8	843	CJ8	5843	843EZ	.030
SKILSAW							
CHAIN SAWS							
1620, 1634, 1622, 1624, 1636	840	RCJ8	843	CJ8	5843	843EZ	.030
1629, 1645, 1660, 1661, 1690, 1630, 1631, 1644	102	RJ6C	823	J6C	---	---	.030
1632, 1646, 1647	102	RJ6C	849	CJ6	---	---	.030
1641	863	RCJ8Y	848	CJ8Y	5843	843EZ	.030
933, 944, 1614, 946, 947, 1610, 1611, 1612, 1613, 1616, 1705, 1712	865	RDJ8J	847	DJ8J	5847	847EZ	.030
SOLO							
101, 600B, 640, 650AV, 655AV, 660AV, 645, 600 Mini, 606AV, 615AV, 610AV, 616AV, 620AV, 605AV	859	RCJ7Y	853	CJ7Y	5843	843EZ	.022
611, 635	840	RCJ8	843	CJ8	5843	843EZ	.022
626	830	RL86C	306	L86C	---	---	.022
632, 630, Twin 100	102	RJ6C	849	CJ6	---	---	.022
633, 667, 690WD, 680, 694, 680W, 667W, 690D, 670, 603, 634, 639, 641, 644, 644H	852	RCJ6Y	858	CJ6Y	5852	852EZ	.030
635, 636 36.3cc	852	RCJ6Y	858	CJ6Y	5852	852EZ	.030
642 40.2cc	840	RCJ8	843	CJ8	5843	843EZ	.022
643 IP 40.2cc	852	RCJ6Y	858	CJ6Y	5852	852EZ	.020
651 SP 50.9cc	852	RCJ6Y	858	CJ6Y	5852	852EZ	.020
651SP, 662, 651, 650	859	RCJ7Y	853	CJ7Y	5843	843EZ	.030
SPARTAN							
34AV, Standard, 34, Deluxe	102	RJ6C	849	CJ6	---	---	.030
STIHL							
CHAIN SAWS							
009, 009 Mini Boss, 011AVTEQ, 015L, 015LE, 019T, 020AVT, 023 Wood Boss, 024WB, 026S, 028AVE, 029 Farm Boss, 034, 036 Pro, 036QS, 038AVMEQ, 041AVE, 041AVE Super, 042AV, 045AV, 046 Arctic, 048AVE, 051AVE, 056AVE, 065, 064AVEQ, 075AV, 078AVE, 084AVEQ, 090E, 1106 Contra 1601, MS390, 009L, 009EQZ, 009AV, 044CSA, 044, 042AVEQ, MS290, MS191T, 070AV, 076AV, 084, 070, 075AVE, 088, 084Z, 090R, 090, 090N, 090AV, 090G, 011T, 015AVP, 017, 010AV, 015AV, 020AV, 011AV, 015AVS, 020AVH, 020AVS, 015R, 020AVP, 023L, 026 Pro, 030AV, 020T, 023C, 026, 026AVP, 028WB, 021, 023AV, 025AVH, 026 Artic, 028AVS, 021 Wood Boss, 024, 025 Wood Boss, 024AV, 028AV, 029, 031AV, 090S, 041AV, 042AVE, 041, 041FB, 045AVE, 046 Magnum, 050AV, 056, 056AVS, 064, 064AVREQ, 044 Arctic, 044AVE, 045AVE Super, 048AV, 051AV, 056AV, 066, 066 Magnum, 015, 064AVEP, 031AVEQ, 038AV, 039, 032AV, 036, 038AVE, 032AVE, 036AV, 038AVS, 034AVEQ, 034WB, 036 Pro Arctic, 038 Magnum	852	RCJ6Y	858	CJ6Y	5852	852EZ	.020
018 31.8cc	852	RCJ6Y	---	---	5852	852EZ	.020
040, 040G, 040AV Light Service	852	RCJ6Y	858	CJ6Y	5852	852EZ	.020
040G, 040, 040AV Severe Service	893	RCJ4	862	CJ4	---	---	.020
07, 08, 07S, 06, 08H	327	RL87YC	312	L87YC	---	---	.020
MS170, MS171, MS192T, MS192TC 1.7hp 30.1cc	852	RCJ6Y	858	CJ6Y	5852	852EZ	.020



Model/Engine	Copper Plus®		Alternate Plug		EZ Start™	EZ Start™ w/Eco-Core	Gap
	Stk #	Plug Type	Stk #	Plug Type			
STIHL (cont)							
CHAIN SAWS (cont)							
MS180, MS180C, MS181, MS181C 2hp 31.8cc	852	RCJ6Y	858	CJ6Y	5852	852EZ	.020
MS191T 2.84cid	852	RCJ6Y	858	CJ6Y	5852	852EZ	.020
MS192 1.7hp 30.1cc	965	RZ7C	---	---	---	---	.020
MS192T, MS192TC 1.7hp 30.1cc	852	RCJ6Y	---	---	5852	852EZ	.020
MS200 2.3hp 35.2cc	852	RCJ6Y	858	CJ6Y	5852	852EZ	.020
MS200T 35.2cc	852	RCJ6Y	858	CJ6Y	5852	852EZ	.020
MS201T, MS201 2.4hp 35.2cc	965	RZ7C	---	---	---	---	.020
MS210, MS211, MS211C 2.3hp 35.2cc	852	RCJ6Y	858	CJ6Y	5852	852EZ	.020
MS210C 2hp 35.2cc	852	RCJ6Y	---	---	5852	852EZ	.020
MS230 2.5hp 40.2cc	852	RCJ6Y	858	CJ6Y	5852	852EZ	.020
MS230C 2.5hp 40.2cc	852	RCJ6Y	---	---	5852	852EZ	.020
MS250 3hp 45.4cc	852	RCJ6Y	858	CJ6Y	5852	852EZ	.020
MS250C 3hp 45.4cc	852	RCJ6Y	---	---	5852	852EZ	.020
MS260 Pro 3.2hp 50.2cc	852	RCJ6Y	858	CJ6Y	5852	852EZ	.020
MS261C, MS261 3.8, 3.5hp 50.2cc	852	RCJ6Y	---	---	5852	852EZ	.020
MS270, MS270C 3.4hp 50cc	852	RCJ6Y	858	CJ6Y	5852	852EZ	.020
MS271, MS271C 3.8, 3.5hp 50.2cc	852	RCJ6Y	---	---	5852	852EZ	.020
MS280, MS280C 3.6hp 54.7cc	852	RCJ6Y	858	CJ6Y	5852	852EZ	.020
MS290 3.8hp 56.5cc	852	RCJ6Y	858	CJ6Y	5852	852EZ	.020
MS291, MS291C 3.8hp 55.5cc	852	RCJ6Y	---	---	5852	852EZ	.020
MS311 4.2hp 59cc	852	RCJ6Y	---	---	5852	852EZ	.020
MS341 4.4hp 59cc	852	RCJ6Y	858	CJ6Y	5852	852EZ	.020
MS360 3.75cid	852	RCJ6Y	858	CJ6Y	5852	852EZ	.020
MS360C 61.5cc	852	RCJ6Y	---	---	5852	852EZ	.020
MS361CQ, MS361, MS310 59cc	852	RCJ6Y	---	---	5852	852EZ	.020
MS362, MS362C 4.2, 4.6hp 59cc	852	RCJ6Y	---	---	5852	852EZ	.020
MS390 4.3hp 64.1cc	852	RCJ6Y	858	CJ6Y	5852	852EZ	.020
MS391 4.4hp 64.1cc	852	RCJ6Y	---	---	5852	852EZ	.020
MS440 70.7cc	852	RCJ6Y	---	---	5852	852EZ	.020
MS441, MS441C 5.5hp 70.7cc	852	RCJ6Y	858	CJ6Y	5852	852EZ	.020
MS460 6hp 76.5cc	852	RCJ6Y	858	CJ6Y	5852	852EZ	.020
MS461 76.5cc	852	RCJ6Y	---	---	5852	852EZ	.020
MS650 6.4hp 84.9cc	852	RCJ6Y	858	CJ6Y	5852	852EZ	.020
MS660 7hp 91.6cc	852	RCJ6Y	858	CJ6Y	5852	852EZ	.020
MS880 8.6hp 121.6cc	852	RCJ6Y	858	CJ6Y	5852	852EZ	.020
CUT-OFF SAW							
TS08 From: X18735399	852	RCJ6Y	858	CJ6Y	5852	852EZ	.020
TS08 To: X18735398	830	RL86C	306	L86C	---	---	.020
TS350 From: X17451128	852	RCJ6Y	858	CJ6Y	5852	852EZ	.020
TS350 To: X17451127	830	RL86C	306	L86C	---	---	.020
TS410, TS420 4.3hp 66.7cc	852	RCJ6Y	---	---	5852	852EZ	.020
TS50, TS350S, TS480, TS200, TS360, TS510AVE, TS760AVE, TS360AVE, TS400, TS460	852	RCJ6Y	858	CJ6Y	5852	852EZ	.020
TS700, TS800 6.7hp 98.5cc	852	RCJ6Y	---	---	5852	852EZ	.020
POLE SAW							
HT100, HT101 1.3hp 31.4cc 4-MIX	965	RZ7C	---	---	---	---	.020
HT130, HT131 1.9hp 36.3cc	965	RZ7C	---	---	---	---	.020
HT250 2.1hp 40.2cc	852	RCJ6Y	---	---	5852	852EZ	.020
HT56C 1.1hp 27.2cc	965	RZ7C	---	---	---	---	.020
HT70, HT75 1.3, 1.2hp 25.4cc	978	RY4C	---	---	---	---	.24
HT73 1.2hp 25.4cc	978	RY4C	---	---	---	---	.24
STRUNK							
All Others	871	RJ8C	841	J8C	5843	843EZ	.030
Tall Timber	840	RCJ8	843	CJ8	5843	843EZ	.030
TANAKA							
EBC-1, ECS-3, ECS-5	102	RJ6C	823	J6C	---	---	.030
ECS-3351, ECS-3301 32cc	840	RCJ8	843	CJ8	5843	843EZ	.024
ECS-35, ECS-300, ECS-330, ECS-355, ECS-3500B, EHG-120, ECS-290, ECS-350, ECS-35E, ECS-357, ECS-356, ECS-307, ECS-351, ECS-35B, ECS-320, ECS-370, EHC-140, EHC-120	840	RCJ8	843	CJ8	5843	843EZ	.030



Model/Engine	Copper Plus®		Alternate Plug		EZ	EZ Start™	Gap
	Stk #	Plug Type	Stk #	Plug Type	Start™	w/Eco-Core	
TANAKA (cont)							
ECS-405, ECS-650, ES-650/20, ECS-4000B, ECS-505, ECS-655, ECS-415, ECS-506, ES-650/24, ESC-655	863	RCJ8Y	848	CJ8Y	5843	843EZ	.030
ECV-4501 2.5hp 43cc	852	RCJ6Y	858	CJ6Y	5852	852EZ	.024
ECV-5601 3hp 50cc	852	RCJ6Y	858	CJ6Y	5852	852EZ	.024
TCS-33EB 1.7hp 32cc	853	CJ7Y	859	RCJ7Y	---	---	.024
TERRILL							
60, CS7, CS6	537	RH12	512	H12	---	---	.030
CS5B, CS5A, CS5, FA, CS5C, 50	592	RJ12C	---	---	---	---	.030
WACKER							
CUT-OFF SAW							
BTS1030L3, BTS1035L3 4.5, 5.6hp	852	RCJ6Y	858	CJ6Y	5852	852EZ	.020
BTS11, BTS14, BTS13, BTS10, BTS12, BTS9	859	RCJ7Y	853	CJ7Y	5843	843EZ	.020
BTS930L3, BTS935LS 4.5, 5.6hp	852	RCJ6Y	858	CJ6Y	5852	852EZ	.020
WARDS							
24000A, 24002B, 24005A, 24006B, 24008B, 24025B, 24030A, 24032A, 24035A, 24036D, 24040A, 24040C, 24075C, 24087A, 24094A, 30004A, 30016A, 24075B, 24072A, 24075A, 24002A, 24003A, 24006A, 24007A, 24008A, 24028A, 24031A, 24001A, 24002C, 24005B, 24007B, 24025A, 24027A, 24033A, 24034A, 24036C, 24038A, 24040B, 24095A, 24036A, 24036B, 24037A, 24045A, 24085A, 24090A, 30000A, 24089A, 24096A, 30008A, 30024A, 30012A, 30020A	849	CJ6	---	---	---	---	.030
24050A, 24064, 24078, 24086, 24052A, 24056A, 24066, 24062, 24054A, 24068, 24084	859	RCJ7Y	853	CJ7Y	5843	843EZ	.030
24060A	102	RJ6C	823	J6C	---	---	.030
24102, 24100, 24103	840	RCJ8	843	CJ8	5843	843EZ	.030
24148	871	RJ8C	841	J8C	5843	843EZ	.030
WEST BEND							
All Models	840	RCJ8	843	CJ8	5843	843EZ	.030
WHITE MOTOR CO.							
WM360, WM19, WM21	840	RCJ8	843	CJ8	5843	843EZ	.030
WIZARD							
AV10, 014, 112, 420, 010, 212, 430, AV16, AV14, 110, 430B, 012, 314, 316	840	RCJ8	843	CJ8	5843	843EZ	.030
AV18, BO13	863	RCJ8Y	848	CJ8Y	5843	843EZ	.030
WOOD-MIZER							
SAWMILL							
V-Twin; Kohler V-Twin 25, 20, 15, 13hp	71	RC12YC	946	QC12YC	5071	71EZ	.030
WRIGHT							
122CVA, 141A, 104D, 111, 137A, 122A, 136, 104, 121, 140	840	RCJ8	843	CJ8	5843	843EZ	.030
B316, GS2016	58	RJ18YC	---	---	---	---	.030
C40D, C40, C70, C70D, C70G	102	RJ6C	823	J6C	---	---	.030
GS218, C50D, C50, GS2520, C50SG	592	RJ12C	---	---	---	---	.030
GS4520, B520, GS5020, GS5020A	846	CJ14	---	---	5846	846EZ	.030
XENOAH							
G320AVS, G380AVS, G320AV, G380AV	863	RCJ8Y	848	CJ8Y	5843	843EZ	.030
G50AV, G560AVS, G620AVS, G36AVS, G36AV, G560AV, G620AV	859	RCJ7Y	853	CJ7Y	5843	843EZ	.030
YANKEE CLIPPER							
1-36 MKII	865	RDJ8J	847	DJ8J	5847	847EZ	.030
110125	871	RJ8C	841	J8C	5843	843EZ	.030
2-36-SS, 1-71-SS, 1-36 MKI, 55RH, 76, 55LH	849	CJ6	---	---	---	---	.030

**SNOW REMOVAL EQUIPMENT**ÉQUIPEMENT DE DÉNEIGEMENT
EQUIPOS QUITANIEVES

Model/Engine	Copper Plus®		Alternate Plug		EZ Start™	EZ Start™ w/Eco•Core	Gap
	Stk #	Plug Type	Stk #	Plug Type			
ALLIS-CHALMERS							
Briggs & Stratton	868	RJ19LM	861	J19LM	5861	861EZ	.030
2-Cycle; Tecumseh 2-Cycle	58	RJ18YC	---	---	---	---	.035
4-Cycle; Tecumseh 4-Cycle	871	RJ8C	841	J8C	5843	843EZ	.030
AMF							
Briggs & Stratton	868	RJ19LM	861	J19LM	5861	861EZ	.030
Tecumseh	871	RJ8C	841	J8C	5843	843EZ	.030
ARIENS							
10-30E, ST1024, ST1032DL, ST1028DL Tecumseh 7, 9, 10, 8hp	871	RJ8C	841	J8C	5843	843EZ	.030
7-23, ST724 Tecumseh 7, 9, 10, 8hp	871	RJ8C	841	J8C	5843	843EZ	.030
9-26E, ST924 Tecumseh 7, 9, 10, 8hp	871	RJ8C	841	J8C	5843	843EZ	.030
Briggs & Stratton	868	RJ19LM	861	J19LM	5861	861EZ	.030
Clinton	854	RH10C	844	H10C	---	---	.025
OHV; Kawasaki OHV 9hp	322	RN11YC4	302	N11YC	5322	322EZ	.025
Lauson	871	RJ8C	841	J8C	5843	843EZ	.020
SS322, M21 Tecumseh 3, 5hp	863	RCJ8Y	848	CJ8Y	5843	843EZ	.030
OHV; ST1024, ST1128LE Tecumseh OHV 6, 11, 13, 10hp	104	RN4C	803	N4C	---	---	.030
OHV; ST1128LE, ST1024 Tecumseh OHV 6, 11, 13, 10hp	104	RN4C	803	N4C	---	---	.030
ST1236DL Tecumseh 12hp	830	RL86C	306	L86C	---	---	.030
OHV; ST1336LE, ST1332 Tecumseh OHV 6, 11, 13, 10hp	104	RN4C	803	N4C	---	---	.030
ST520, SS522, ST524, ST5+2 Tecumseh 3, 5hp	863	RCJ8Y	848	CJ8Y	5843	843EZ	.030
ST5224, ST521	871	RJ8C	841	J8C	5843	843EZ	.030
OHV; ST624 Tecumseh OHV 6hp	104	RN4C	803	N4C	---	---	.030
ST824LC, ST824DL Tecumseh 7, 9, 10, 8hp	871	RJ8C	841	J8C	5843	843EZ	.030
Tecumseh	871	RJ8C	841	J8C	5843	843EZ	.030
OHV; Tecumseh OHV	104	RN4C	803	N4C	---	---	.030
ATLAS							
Briggs & Stratton	868	RJ19LM	861	J19LM	5861	861EZ	.030
Lauson	871	RJ8C	841	J8C	5843	843EZ	.030
Tecumseh	868	RJ19LM	861	J19LM	5861	861EZ	.030
BEAR CAT							
OHV; Honda OHV 8hp	322	RN11YC4	302	N11YC	5322	322EZ	.030
OHV; Tecumseh OHV	104	RN4C	803	N4C	---	---	.030
BLUE DIAMOND							
All Models	868	RJ19LM	861	J19LM	5861	861EZ	.030
BOBCAT							
Briggs & Stratton	868	RJ19LM	861	J19LM	5861	861EZ	.030
BOLENS							
Briggs & Stratton	868	RJ19LM	861	J19LM	5861	861EZ	.030
Lauson	871	RJ8C	841	J8C	5843	843EZ	.030
Tecumseh	871	RJ8C	841	J8C	5843	843EZ	.030
BROS							
All Models	868	RJ19LM	861	J19LM	5861	861EZ	.030
CANADIANA							
Briggs & Stratton	868	RJ19LM	861	J19LM	5861	861EZ	.030
Tecumseh	871	RJ8C	841	J8C	5843	843EZ	.030
COLUMBIA							
Tecumseh	868	RJ19LM	861	J19LM	5861	861EZ	.030
Tecumseh 12hp	830	RL86C	306	L86C	---	---	.030
CRAFTSMAN							
2-cycle; Tecumseh 2-cycle 4, 3hp	863	RCJ8Y	848	CJ8Y	5843	843EZ	.030
Tecumseh 5, 8, 4, 10hp	868	RJ19LM	861	J19LM	5861	861EZ	.030
CUB CADET							
520E, 321, 520R	863	RCJ8Y	848	CJ8Y	5843	843EZ	.030
522E, 721E, 724WE	104	RN4C	803	N4C	---	---	.030
524, 826, 1030W, 724E, 724TE, 524T, 926E, 826T, 1030E, 926TE	871	RJ8C	841	J8C	5843	843EZ	.030
Briggs & Stratton	868	RJ19LM	861	J19LM	5861	861EZ	.030
Cub Cadet Single Cylinder OHV 205cc	415	RN9YC	300	N9YC	5322	322EZ	.030
Cub Cadet Single Cylinder OHV 208cc	415	RN9YC	300	N9YC	5322	322EZ	.030
Cub Cadet Single Cylinder OHV 227cc	415	RN9YC	300	N9YC	5322	322EZ	.030



Model/Engine	Copper Plus®		Alternate Plug		EZ	EZ Start™	Gap
	Stk #	Plug Type	Stk #	Plug Type	Start™	w/Eco-Core	
CUB CADET (cont)							
2-Cycle; Tecumseh 2-Cycle 3hp	863	RCJ8Y	848	CJ8Y	5843	843EZ	.030
Tecumseh 5, 10, 7, 8, 9hp	871	RJ8C	841	J8C	5843	843EZ	.030
OHV; Tecumseh OHV 5.5hp	104	RN4C	803	N4C	---	---	.030
DAYTON							
All Models	868	RJ19LM	861	J19LM	5861	861EZ	.030
DYNAMARK							
All Other Models	868	RJ19LM	861	J19LM	5861	861EZ	.030
Tecumseh 4.5hp	863	RCJ8Y	848	CJ8Y	5843	843EZ	.025
EAGLESTAR							
Tecumseh	871	RJ8C	841	J8C	5843	843EZ	.030
ECHO							
ST-1033E, ST-5024, ST-8027E	871	RJ8C	841	J8C	5843	843EZ	.030
ST-4500E, ST-4500 4.5hp	863	RCJ8Y	848	CJ8Y	5843	843EZ	.025
ST-5000E, ST-5000	863	RCJ8Y	848	CJ8Y	5843	843EZ	.025
2-Stroke; Tecumseh 2-Stroke	863	RCJ8Y	848	CJ8Y	5843	843EZ	.025
4-Stroke; Tecumseh 4-Stroke	871	RJ8C	841	J8C	5843	843EZ	.030
ESKA							
All Models	868	RJ19LM	861	J19LM	5861	861EZ	.030
F.M.C.							
Tecumseh	871	RJ8C	841	J8C	5843	843EZ	.030
FORD							
Briggs & Stratton	868	RJ19LM	861	J19LM	5861	861EZ	.030
Tecumseh	871	RJ8C	841	J8C	5843	843EZ	.030
GILSON							
Briggs & Stratton	868	RJ19LM	861	J19LM	5861	861EZ	.030
Lauson	871	RJ8C	841	J8C	5843	843EZ	.030
2-Cycle; OMC 2-Cycle	846	CJ14	---	---	5846	846EZ	.025
2-Cycle; Tecumseh 2-Cycle	58	RJ18YC	---	---	---	---	.030
4-Cycle; Tecumseh 4-Cycle	871	RJ8C	841	J8C	5843	843EZ	.030
GRAVELY							
All Models	868	RJ19LM	861	J19LM	5861	861EZ	.030
HABAN							
Briggs & Stratton	868	RJ19LM	861	J19LM	5861	861EZ	.030
Tecumseh	871	RJ8C	841	J8C	5843	843EZ	.030
HAHN							
Briggs & Stratton	868	RJ19LM	861	J19LM	5861	861EZ	.030
Kohler	854	RH10C	844	H10C	---	---	.030
Tecumseh	871	RJ8C	841	J8C	5843	843EZ	.030
HOMELITE-JACOBSEN							
420E, 320, 420, 320E	863	RCJ8Y	848	CJ8Y	5843	843EZ	.035
824, 523, 624	868	RJ19LM	861	J19LM	5861	861EZ	.030
Briggs & Stratton	868	RJ19LM	861	J19LM	5861	861EZ	.030
Jacobsen	592	RJ12C	---	---	---	---	.030
Sno-Blitz	846	CJ14	---	---	5846	846EZ	.035
Snowburst	592	RJ12C	---	---	---	---	.030
Tecumseh	856	RJ17LM	845	J17LM	5861	861EZ	.030
HOMKO							
All Models	868	RJ19LM	861	J19LM	5861	861EZ	.030
HONDA							
10mm Heads	808	Z9Y	---	---	---	---	.030
OHV; Honda OHV	322	RN11YC4	302	N11YC	5322	322EZ	.030
HS50	929	RL95YC	---	---	---	---	.030
HS55K1, HS80, HS520AS, HS521K1, HS621, HS624KITA, HS828KIWAS, HS1132TA, HS1132TAS, HS1336, HS520A, HS522, HS521, HS55, HS55K2, HS622, HS622TA, HS621AS, HS724WA, HS624KIWAS, HS724TA, HS828, HS80K1, HS928TAS, HS828KITAS, HS928TA	322	RN11YC4	302	N11YC	5322	322EZ	.030
HS70, HS35	896	L90C	---	---	---	---	.030

**SNOW REMOVAL EQUIPMENT**ÉQUIPEMENT DE DÉNEIGEMENT
EQUIPOS QUITANIEVES

Model/Engine	Copper Plus®		Alternate Plug		EZ Start™	EZ Start™ w/Eco-Core	Gap
	Stk #	Plug Type	Stk #	Plug Type			
HUSKEE							
PowerMore Single Cylinder OHV 123cc	415	RN9YC	300	N9YC	5322	322EZ	.030
PowerMore Single Cylinder OHV 179cc	415	RN9YC	300	N9YC	5322	322EZ	.030
HUSQVARNA							
1130STE Tecumseh 11hp	871	RJ8C	841	J8C	5843	843EZ	.030
11524E Briggs & Stratton 1150 Series 11.5 ft-lbs Gross Torque 249cc	71	RC12YC	946	QC12YC	5071	71EZ	.030
12527HV LCT 12.4 ft-lbs Gross Torque 291cc	415	RN9YC	300	N9YC	5322	322EZ	.030
14527E Briggs & Stratton 1450 Series 14.5 ft-lbs Gross Torque 305cc	71	RC12YC	946	QC12YC	5071	71EZ	.030
1830EXL Briggs & Stratton 1650 Series 16.5 ft-lbs Gross Torque 342cc	71	RC12YC	946	QC12YC	5071	71EZ	.030
1830EXLT, 1827EXLT, 1830HV LCT 18.0 ft-lbs Gross Torque 414cc	415	RN9YC	300	N9YC	5322	322EZ	.030
5524ST Tecumseh 5.5hp	871	RJ8C	841	J8C	5843	843EZ	.030
8024STE, ST1030EC Tecumseh 8, 5.5, 6, 7, 9, 10, 11, 5hp	871	RJ8C	841	J8C	5843	843EZ	.030
924HV, ST121E LCT 9.0 ft-lbs Gross Torque 208cc	415	RN9YC	300	N9YC	5322	322EZ	.030
Briggs & Stratton 249cc	71	RC12YC	946	QC12YC	5071	71EZ	.030
Briggs & Stratton 305cc	71	RC12YC	946	QC12YC	5071	71EZ	.030
Briggs & Stratton 342cc	71	RC12YC	946	QC12YC	5071	71EZ	.030
SnowKing 208cc	415	RN9YC	300	N9YC	5322	322EZ	.030
SnowKing 291cc	415	RN9YC	300	N9YC	5322	322EZ	.030
SnowKing 414cc	415	RN9YC	300	N9YC	5322	322EZ	.030
ST20, ST20E Tecumseh 4.5, 5hp	863	RCJ8Y	848	CJ8Y	5843	843EZ	.030
ST21, ST521, ST21E, ST522H, ST521E Tecumseh 4.5, 5hp	863	RCJ8Y	848	CJ8Y	5843	843EZ	.030
ST624E, ST623C Tecumseh 8, 5.5, 6, 7, 9, 10, 11, 5hp	871	RJ8C	841	J8C	5843	843EZ	.030
ST723C, ST724, ST723R Tecumseh 8, 5.5, 6, 7, 9, 10, 11, 5hp	871	RJ8C	841	J8C	5843	843EZ	.030
ST826E, ST523 Tecumseh 8, 5.5, 6, 7, 9, 10, 11, 5hp	871	RJ8C	841	J8C	5843	843EZ	.030
ST826E, ST824E, ST523 Tecumseh 8, 5.5, 6, 7, 9, 10, 11, 5hp	871	RJ8C	841	J8C	5843	843EZ	.030
ST926EC, 9027STE, ST927E Tecumseh 8, 5.5, 6, 7, 9, 10, 11, 5hp	871	RJ8C	841	J8C	5843	843EZ	.030
INDIAN							
All Models	868	RJ19LM	861	J19LM	5861	861EZ	.030
INTERNATIONAL							
10, Models 8	840	RCJ8	843	CJ8	5843	843EZ	.030
328, Models 265, 268	868	RJ19LM	861	J19LM	5861	861EZ	.030
Briggs & Stratton	868	RJ19LM	861	J19LM	5861	861EZ	.030
Tecumseh AH520	58	RJ18YC	---	---	---	---	.030
JARI							
All Models	868	RJ19LM	861	J19LM	5861	861EZ	.030
JOHN DEERE							
1026 Kioritz	868	RJ19LM	861	J19LM	5861	861EZ	.030
1032D, TRS24, TRS32, 828D, TRS22, TRX24, TRS26, TRS27, TRX26	871	RJ8C	841	J8C	5843	843EZ	.030
522, 524D, 826D, 320, 321, 322, 520, 726, 732, 526, 1026, 824	868	RJ19LM	861	J19LM	5861	861EZ	.030
Briggs & Stratton	868	RJ19LM	861	J19LM	5861	861EZ	.030
2-Cycle; Tecumseh 2-Cycle	863	RCJ8Y	848	CJ8Y	5843	843EZ	.030
4-Cycle; Tecumseh 4-Cycle	871	RJ8C	841	J8C	5843	843EZ	.030
TRS21	863	RCJ8Y	848	CJ8Y	5843	843EZ	.030
KLAUER							
All Models	868	RJ19LM	861	J19LM	5861	861EZ	.030
LAMBERT							
Tecumseh	868	RJ19LM	861	J19LM	5861	861EZ	.030
LANDMARK							
Tecumseh	868	RJ19LM	861	J19LM	5861	861EZ	.030
LAWN-BOY							
120R, 1871, 1850, 1851, 1871	846	CJ14	---	---	5846	846EZ	.030
320E, ST320e, 320R, ST320	863	RCJ8Y	848	CJ8Y	5843	843EZ	.030
522R, ST524	840	RCJ8	843	CJ8	5843	843EZ	.030
824E, ST824, Insight 34001, Insight 34002, ST1032, ST826	868	RJ19LM	861	J19LM	5861	861EZ	.030
Briggs & Stratton	868	RJ19LM	861	J19LM	5861	861EZ	.030
2-Cycle; Lawn-Boy 2-Cycle	846	CJ14	---	---	5846	846EZ	.025
Tecumseh 3hp	863	RCJ8Y	848	CJ8Y	5843	843EZ	.030
Tecumseh 5hp	840	RCJ8	843	CJ8	5843	843EZ	.030
Tecumseh 8hp	868	RJ19LM	861	J19LM	5861	861EZ	.030



Model/Engine	Copper Plus®		Alternate Plug		EZ Start™	EZ Start™ w/Eco-Core	Gap
	Stk #	Plug Type	Stk #	Plug Type			
LAZY BOY							
Briggs & Stratton	868	RJ19LM	861	J19LM	5861	861EZ	.030
LESCO							
Tecumseh 5hp	863	RCJ8Y	848	CJ8Y	5843	843EZ	.030
Tecumseh 9hp	868	RJ19LM	861	J19LM	5861	861EZ	.030
LOFTNESS							
A.T.V. SNOWBLOWER							
V-Twin; Briggs & Stratton Vanguard V-Twin 18hp	431	RC14YC	---	---	5071	71EZ	.030
MAINLINE							
All Models	896	L90C	---	---	---	---	.030
MASSEY-FERGUSON							
MF308, MF305	871	RJ8C	841	J8C	5843	843EZ	.030
Tecumseh	868	RJ19LM	861	J19LM	5861	861EZ	.030
MASTERCRAFT							
Tecumseh 12hp	830	RL86C	306	L86C	---	---	.030
2-Cycle; Tecumseh 2-Cycle	863	RCJ8Y	848	CJ8Y	5843	843EZ	.030
4-Cycle; Tecumseh 4-Cycle	868	RJ19LM	861	J19LM	5861	861EZ	.030
MASTERCUT							
Tecumseh	868	RJ19LM	861	J19LM	5861	861EZ	.030
Tecumseh 12hp	830	RL86C	306	L86C	---	---	.030
MAXIM							
Briggs & Stratton 3.75, 4, 6hp	868	RJ19LM	861	J19LM	5861	861EZ	.030
OHV; Honda OHV 5hp	415	RN9YC	300	N9YC	5322	322EZ	.030
MCDONOUGH							
All Models	868	RJ19LM	861	J19LM	5861	861EZ	.030
MTD							
2-Cycle; Tecumseh 2-Cycle 4.5, 3hp	863	RCJ8Y	848	CJ8Y	5843	843EZ	.030
Tecumseh 4, 5, 10, 8hp	871	RJ8C	841	J8C	5843	843EZ	.030
OHV; Tecumseh OHV 12hp	830	RL86C	306	L86C	---	---	.030
NOMA							
Tecumseh 10, 12, 8hp	871	RJ8C	841	J8C	5843	843EZ	.030
Tecumseh 3, 5, 4.5hp	868	RJ19LM	861	J19LM	5861	861EZ	.030
NOVO							
L7M-2 Pronto Prime	541	RD16	516	D16	---	---	.025
PARMI							
Briggs & Stratton	868	RJ19LM	861	J19LM	5861	861EZ	.030
POLORON							
All Models	868	RJ19LM	861	J19LM	5861	861EZ	.030
POULAN PRO							
Briggs & Stratton 205cc	71	RC12YC	946	QC12YC	5071	71EZ	.030
LCT 208cc	415	RN9YC	300	N9YC	5322	322EZ	.030
LCT 291cc	415	RN9YC	300	N9YC	5322	322EZ	.030
PR621 LCT Single Cylinder OHV 208cc	415	RN9YC	300	N9YC	5322	322EZ	.030
POWER SMART							
LCT 208cc	415	RN9YC	300	N9YC	5322	322EZ	.030
LTC 208cc	415	RN9YC	300	N9YC	5322	322EZ	.030
ROPER							
Briggs & Stratton	868	RJ19LM	861	J19LM	5861	861EZ	.030
Tecumseh	871	RJ8C	841	J8C	5843	843EZ	.030
ROTO-HOE							
Briggs & Stratton	868	RJ19LM	861	J19LM	5861	861EZ	.030
Tecumseh	871	RJ8C	841	J8C	5843	843EZ	.030


SNOW REMOVAL EQUIPMENT

 ÉQUIPEMENT DE DÉNEIGEMENT
 EQUIPOS QUITANIEVES


Model/Engine	Copper Plus®		Alternate Plug		EZ Start™	EZ Start™ w/Eco•Core	Gap
	Stk #	Plug Type	Stk #	Plug Type			
SEARS							
(See Craftsman)	---	---	---	---	---	---	
SIGNATURE							
1029ET	830	RL86C	306	L86C	---	---	.030
320M, 320E, 521M, 521E	863	RCJ8Y	848	CJ8Y	5843	843EZ	.030
825DE, 825ET, 522E, 523M, 824E, 929DE, 1031DE	871	RJ8C	841	J8C	5843	843EZ	.030
2-Cycle; Tecumseh 2-Cycle 5, 3hp	863	RCJ8Y	848	CJ8Y	5843	843EZ	.030
4-Cycle; Tecumseh 4-Cycle 12hp	830	RL86C	306	L86C	---	---	.030
4-Cycle; Tecumseh 4-Cycle 5, 9, 10, 8hp	871	RJ8C	841	J8C	5843	843EZ	.030
SIMPLICITY							
Briggs & Stratton 8hp	868	RJ19LM	861	J19LM	5861	861EZ	.030
Tecumseh 10, 7, 5, 9, 8hp	871	RJ8C	841	J8C	5843	843EZ	.030
4-Cycle; Tecumseh 4-Cycle	868	RJ19LM	861	J19LM	5861	861EZ	.030
OHV; Tecumseh OHV	104	RN4C	803	N4C	---	---	.030
SNAPPER							
Briggs & Stratton	868	RJ19LM	861	J19LM	5861	861EZ	.030
Tecumseh	871	RJ8C	841	J8C	5843	843EZ	.030
4-Cycle; Tecumseh 4-Cycle	868	RJ19LM	861	J19LM	5861	861EZ	.030
OHV; Tecumseh OHV	104	RN4C	803	N4C	---	---	.030
SNO POWER							
Tecumseh 12hp	830	RL86C	306	L86C	---	---	.030
2-Cycle; Tecumseh 2-Cycle	863	RCJ8Y	848	CJ8Y	5843	843EZ	.030
4-Cycle; Tecumseh 4-Cycle	868	RJ19LM	861	J19LM	5861	861EZ	.030
SNO-BLO							
All Other Models	871	RJ8C	841	J8C	5843	843EZ	.030
Cushman	541	RD16	516	D16	---	---	.030
SNOFLITE							
Tecumseh	868	RJ19LM	861	J19LM	5861	861EZ	.030
SNOGO							
All Models	569	W14	---	---	---	---	.025
SNOW CHAMP							
Briggs & Stratton	868	RJ19LM	861	J19LM	5861	861EZ	.030
Tecumseh	856	RJ17LM	845	J17LM	5861	861EZ	.030
SNOW CHIEF							
Briggs & Stratton 5, 14hp	868	RJ19LM	861	J19LM	5861	861EZ	.030
Tecumseh 3, 4.5, 4, 5hp	868	RJ19LM	861	J19LM	5861	861EZ	.030
Tecumseh 8, 10hp	871	RJ8C	841	J8C	5843	843EZ	.030
SNOW FLITE							
All Models	868	RJ19LM	861	J19LM	5861	861EZ	.030
SNOW KING							
Briggs & Stratton	868	RJ19LM	861	J19LM	5861	861EZ	.030
Tecumseh	856	RJ17LM	845	J17LM	5861	861EZ	.030
SNOW TRAC							
Briggs & Stratton	868	RJ19LM	861	J19LM	5861	861EZ	.030
Tecumseh	856	RJ17LM	845	J17LM	5861	861EZ	.030
SPERRY-NEW HOLLAND							
All Models	868	RJ19LM	861	J19LM	5861	861EZ	.030
STIGA							
524, 1130e, 320, Snow Buster, 929e	868	RJ19LM	861	J19LM	5861	861EZ	.030
Briggs & Stratton 10.5, 3, 5, 8, 8.5hp	868	RJ19LM	861	J19LM	5861	861EZ	.030
SUNBEAM							
Briggs & Stratton	868	RJ19LM	861	J19LM	5861	861EZ	.030
Tecumseh	871	RJ8C	841	J8C	5843	843EZ	.030



Model/Engine	Copper Plus®		Alternate Plug		EZ	EZ Start™	Gap
	Stk #	Plug Type	Stk #	Plug Type	Start™	w/Eco-Core	
SWEEPSTER							
All Models	868	RJ19LM	861	J19LM	5861	861EZ	.030
THEO TURGEON							
All Models	868	RJ19LM	861	J19LM	5861	861EZ	.030
TORO							
1028 Tecumseh 10hp	871	RJ8C	841	J8C	5843	843EZ	.030
OHV; 1232 Tecumseh OHV 12hp	830	RL86C	306	L86C	---	---	.030
521	871	RJ8C	841	J8C	5843	843EZ	.030
622 Tecumseh 6hp	871	RJ8C	841	J8C	5843	843EZ	.030
72 Tecumseh 7hp	871	RJ8C	841	J8C	5843	843EZ	.030
824 XL, 824 Tecumseh 6, 7, 8, 10hp	871	RJ8C	841	J8C	5843	843EZ	.030
All Other 4-Cycle Eng.	840	RCJ8	843	CJ8	5843	843EZ	.030
CCR 1000, CCR Powerlite Tecumseh 3, 4.5, 4, 5, 7hp	863	RCJ8Y	848	CJ8Y	5843	843EZ	.030
CCR 2000 Tecumseh 4.5hp	863	RCJ8Y	848	CJ8Y	5843	843EZ	.030
CCR 2400 Tecumseh 4hp	863	RCJ8Y	848	CJ8Y	5843	843EZ	.030
CCR 2450 GTS, CCR 3650 GTS Briggs & Stratton 5hp	863	RCJ8Y	848	CJ8Y	5843	843EZ	.030
CCR 2500 Tecumseh 5hp	863	RCJ8Y	848	CJ8Y	5843	843EZ	.030
CCR 3000 GTS Suzuki 5hp	863	RCJ8Y	848	CJ8Y	5843	843EZ	.030
S-140, S-200	58	RJ18YC	---	---	---	---	.030
S-521 Tecumseh 5hp	58	RJ18YC	---	---	---	---	.030
S-620 Tecumseh 7hp	863	RCJ8Y	848	CJ8Y	5843	843EZ	.030
TROY-BILT							
42013, 42000, 42010, 42012	868	RJ19LM	861	J19LM	5861	861EZ	.030
4-Cycle; OHV; Polar Blast 4510 Troy-Bilt 4-Cycle; OHV 420cc	71	RC12YC	946	QC12YC	5071	71EZ	.030
4-Cycle; OHV; Squall 2100, Storm 2620, Storm Tracker 2690 XP Troy-Bilt MTD-370 4-Cycle; OHV 208cc	415	RN9YC	300	N9YC	5322	322EZ	.030
4-Cycle; OHV; Storm 2410 Troy-Bilt MTD-365 4-Cycle; OHV 179cc	415	RN9YC	300	N9YC	5322	322EZ	.030
4-Cycle; OHV; Storm 2620 Briggs & Stratton Snow Series 4-Cycle; OHV 205cc	71	RC12YC	946	QC12YC	5071	71EZ	.030
4-Cycle; OHV; Storm 2840 Briggs & Stratton Snow Series 4-Cycle; OHV 250cc	71	RC12YC	946	QC12YC	5071	71EZ	.030
4-Cycle; OHV; Storm 2840 Troy-Bilt MTD-478 4-Cycle; OHV 277cc	415	RN9YC	300	N9YC	5322	322EZ	.030
4-Cycle; OHV; Storm 3090 XP Briggs & Stratton Snow Series 4-Cycle; OHV 305cc	71	RC12YC	946	QC12YC	5071	71EZ	.030
4-Cycle; OHV; Storm 3090 XP Troy-Bilt 4-Cycle; OHV 357cc	415	RN9YC	300	N9YC	5322	322EZ	.030
Tecumseh 4, 10, 8, 5hp	868	RJ19LM	861	J19LM	5861	861EZ	.030
Troy-Bilt 123cc	415	RN9YC	300	N9YC	5322	322EZ	.030
Troy-Bilt 179cc	415	RN9YC	300	N9YC	5322	322EZ	.030
Troy-Bilt 206cc	415	RN9YC	300	N9YC	5322	322EZ	.030
Troy-Bilt 208cc	415	RN9YC	300	N9YC	5322	322EZ	.030
Troy-Bilt 277cc	415	RN9YC	300	N9YC	5322	322EZ	.030
Troy-Bilt 357cc	415	RN9YC	300	N9YC	5322	322EZ	.030
Troy-Bilt 420cc	415	RN9YC	300	N9YC	5322	322EZ	.030
XP208 Troy-Bilt 208cc	415	RN9YC	300	N9YC	5322	322EZ	.030
XP357 Troy-Bilt 357cc	415	RN9YC	300	N9YC	5322	322EZ	.030
TURFMASTER							
Briggs & Stratton	868	RJ19LM	861	J19LM	5861	861EZ	.030
Tecumseh	871	RJ8C	841	J8C	5843	843EZ	.030
WARDS							
All Models	868	RJ19LM	861	J19LM	5861	861EZ	.030
WHITE							
SB-50, SB-55	863	RCJ8Y	848	CJ8Y	5843	843EZ	.030
SB-550	104	RN4C	803	N4C	---	---	.030
SB-950, SB-1050, SB-750, SB-750T, SB-950T	871	RJ8C	841	J8C	5843	843EZ	.030
2-Cycle; Tecumseh 2-Cycle 3hp	863	RCJ8Y	848	CJ8Y	5843	843EZ	.030
2-Cycle; Tecumseh 2-Cycle 4.5hp	868	RJ19LM	861	J19LM	5861	861EZ	.030
4-Cycle; Tecumseh 4-Cycle 12hp	830	RL86C	306	L86C	---	---	.030
4-Cycle; Tecumseh 4-Cycle 9, 5, 8hp	871	RJ8C	841	J8C	5843	843EZ	.030
4-Cycle; Tecumseh 4-Cycle OHV 5.5hp	104	RN4C	803	N4C	---	---	.030

**SNOW REMOVAL EQUIPMENT**ÉQUIPEMENT DE DÉNEIGEMENT
EQUIPOS QUITANIEVES

Model/Engine	Copper Plus®		Alternate Plug		EZ Start™	EZ Start™ w/Eco•Core	Gap
	Stk #	Plug Type	Stk #	Plug Type			
WIZARD							
Briggs & Stratton	868	RJ19LM	861	J19LM	5861	861EZ	.030
Tecumseh	871	RJ8C	841	J8C	5843	843EZ	.030
YAMAHA							
YS240 "Ricky"	404	RN12YC	---	---	---	---	.028
YS624, YS220, YS524, YS828	929	RL95YC	---	---	---	---	.028
YARD MARVEL							
Briggs & Stratton	868	RJ19LM	861	J19LM	5861	861EZ	.030
YARDMAN							
140 Tecumseh 3hp	863	RCJ8Y	848	CJ8Y	5843	843EZ	.030
22" Tecumseh 5.5hp	868	RJ19LM	861	J19LM	5861	861EZ	.030
24" Tecumseh 7hp	871	RJ8C	841	J8C	5843	843EZ	.030
26" Tecumseh 9hp	871	RJ8C	841	J8C	5843	843EZ	.030
28" Tecumseh 9.5, 10hp	871	RJ8C	841	J8C	5843	843EZ	.030
30" Tecumseh 10, 12hp	871	RJ8C	841	J8C	5843	843EZ	.030
611D, 20" Tecumseh 5, 8, 10, 7, 9, 9.5, 12hp	871	RJ8C	841	J8C	5843	843EZ	.030
Briggs & Stratton	868	RJ19LM	861	J19LM	5861	861EZ	.030
E150 Tecumseh 4.5hp	863	RCJ8Y	848	CJ8Y	5843	843EZ	.030
E640F, E644E, 740F Tecumseh 5, 8, 10, 7, 9, 9.5, 12hp	871	RJ8C	841	J8C	5843	843EZ	.030
E660G, 28", 30" Tecumseh 5, 8, 10, 7, 9, 9.5, 12hp	871	RJ8C	841	J8C	5843	843EZ	.030
E9801 Tecumseh 12hp	830	RL86C	306	L86C	---	---	.030



Model/Engine	Copper Plus®		Alternate Plug		EZ	EZ Start™	Gap
	Stk #	Plug Type	Stk #	Plug Type	Start™	w/Eco-Core	
ACME							
GASOLINE							
18mm Heads	541	RD16	516	D16	---	---	.030
ATLAS							
Briggs & Stratton 3, 5, 8hp	868	RJ19LM	861	J19LM	5861	861EZ	.030
AUTOMATIC							
All Models	569	W14	---	---	---	---	.025
BLUE MAX							
GENERATORS							
GEN4000B 6.5hp 196cc	332	RN7YC	---	---	---	---	.030
BRIGGS & STRATTON							
1150 Series; 3500 Watt Briggs & Stratton Single Cylinder OHV 1150 Series 11.50 ft-lbs Groos Torque 250cc	71	RC12YC	946	QC12YC	5071	71EZ	.030
1450 Series; 5500 Watt STORM RESPONDER Briggs & Stratton Single Cylinder OHV 1450 Series 14.50 ft-lbs Gross Torque 305cc	71	RC12YC	946	QC12YC	5071	71EZ	.030
1650 Series; 5500 Watt, 5000 Watt, 6000 Watt Briggs & Stratton Single Cylinder OHV 1650 Series 16.50 ft-lbs Gross Torque 342cc	71	RC12YC	946	QC12YC	5071	71EZ	.030
ELITE SERIES							
10000 Watt Briggs & Stratton Vanguard V-Twin 18hp 570cc	71	RC12YC	946	QC12YC	5071	71EZ	.030
2100 Series; 7000 Watt Briggs & Stratton Single Cylinder OHV 2100 Series 21hp 420cc	71	RC12YC	946	QC12YC	5071	71EZ	.030
2100 Series; 8000 Watt Briggs & Stratton Single Cylinder OHV 2100 Series 21hp 420cc	71	RC12YC	946	QC12YC	5071	71EZ	.030
PRO SERIES							
10000 Watt Briggs & Stratton Vanguard V-Twin 18hp 570cc	71	RC12YC	946	QC12YC	5071	71EZ	.030
Vanguard Single Cylinder OHV; 4000 Watt Briggs & Stratton Vanguard Single Cylinder OHV 7.5hp 205cc	71	RC12YC	946	QC12YC	5071	71EZ	.030
5000 Watt Briggs & Stratton Vanguard Single Cylinder OHV 10hp 305cc	71	RC12YC	946	QC12YC	5071	71EZ	.030
Vanguard Single Cylinder OHV; 6500 Watt Briggs & Stratton Vanguard Single Cylinder OHV 13hp 392cc	71	RC12YC	946	QC12YC	5071	71EZ	.030
2100 Series; 7500 Watt Briggs & Stratton Single Cylinder OHV 2100 Series 21.00 ft-lbs Gross Torque 420cc	71	RC12YC	946	QC12YC	5071	71EZ	.030
Vanguard V-Twin OHV; 8000 Watt Briggs & Stratton Vanguard V-Twin OHV 16hp 480cc	71	RC12YC	946	QC12YC	5071	71EZ	.030
STANDBY							
Professional Series; 10KW Briggs & Stratton Vanguard V-Twin OHV Professional Series 803cc	71	RC12YC	946	QC12YC	5071	71EZ	.030
Professional Series; 12KW Briggs & stratton Vanguard V-Twin OHV Professional Series 803cc	71	RC12YC	946	QC12YC	5071	71EZ	.030
15KW Briggs & Stratton Vanguard V-Twin OHV 895cc	71	RC12YC	946	QC12YC	5071	71EZ	.030
16KW, 20KW Briggs & Stratton Vanguard V-Twin OHV 993cc	71	RC12YC	946	QC12YC	5071	71EZ	.030
CAMPBELL-HAUSFELD							
GENERATORS							
Briggs & Stratton 5.5, 8, 10, 11, 5hp	868	RJ19LM	947	QJ19LM	5861	861EZ	.030
Briggs & Stratton Intek 6hp	71	RC12YC	946	QC12YC	5071	71EZ	.030
V-Twin; Briggs & Stratton Vanguard V-Twin 16, 18, 20hp	431	RC14YC	---	---	5071	71EZ	.030
OHV; Honda OHV 13hp	322	RN11YC4	302	N11YC	5322	322EZ	.030
CATERPILLAR							
7/8"-18 Heads	569	W14	---	---	---	---	.025
Other 14mm Heads	592	RJ12C	---	---	---	---	.025
D-13000 Gas Conversion	102	RJ6C	823	J6C	---	---	.025
CHAMPION POWER EQUIPMENT							
1400 Watt Champion Single Cylinder OHV 80cc	814	RL82YC	328	L82YC	---	---	.030
CHICAGO ELECTRIC							
Briggs & Stratton 16, 8, 5hp	868	RJ19LM	947	QJ19LM	5861	861EZ	.030
V-Twin; Briggs & Stratton Vanguard V-Twin 16hp	431	RC14YC	---	---	5071	71EZ	.030

**LIGHTING PLANTS & GENERATORS**GROUPES D'ÉCLAIRAGE ET GÉNÉRATEURS
PLANTAS DE ILUMINACIÓN Y GENERADORES

Model/Engine	Copper Plus®		Alternate Plug		EZ Start™	EZ Start™ w/Eco•Core	Gap
	Stk #	Plug Type	Stk #	Plug Type			
CLARKE							
Briggs & Stratton 8, 5, 11hp	868	RJ19LM	947	QJ19LM	5861	861EZ	.030
OHV; Honda OHV 8hp	322	RN11YC4	302	N11YC	5322	322EZ	.030
Robin 8hp	830	RL86C	306	L86C	---	---	.030
CLINTON							
350W, 750W, Chief Miniature	592	RJ12C	---	---	---	---	.025
COLEMAN							
Briggs & Stratton	868	RJ19LM	861	J19LM	5861	861EZ	.030
OHV; Honda OHV 5.5hp	322	RN11YC4	302	N11YC	5322	322EZ	.030
Kawasaki 3.1hp	840	RCJ8	843	CJ8	5843	843EZ	.030
PMO454024, PMO456025, PMO554222, PMO454025, PMO455024, PMO544222, PMO544202, PMO545202	868	RJ19LM	861	J19LM	5861	861EZ	.030
PMO522000, PMO525000, PMO524000	871	RJ8C	841	J8C	5843	843EZ	.030
PMO545305	431	RC14YC	---	---	5071	71EZ	.030
Tecumseh	871	RJ8C	841	J8C	5843	843EZ	.030
CONSOLIDATED							
D1850, D1430	589	W89D	---	---	---	---	.025
D615, D925	543	D89D	---	---	---	---	.025
G415, G210	541	RD16	516	D16	---	---	.025
G930	569	W14	---	---	---	---	.025
CONSTRUCTION MACHINERY CO.							
10EL	854	RH10C	844	H10C	---	---	.025
15DAL/20, W3S/206, 10LS, W3D/206	509	D9	---	---	---	---	.025
358RS, 68AL/20	102	RJ6C	823	J6C	---	---	.025
36JT, 15HK, 25HN	541	RD16	516	D16	---	---	.025
5GO, 6GO	592	RJ12C	---	---	---	---	.025
CORONADA							
All Models	509	D9	---	---	---	---	.025
CRAFTSMAN							
Briggs & Stratton	868	RJ19LM	861	J19LM	5861	861EZ	.025
CUSHMAN							
18mm Heads	509	D9	---	---	---	---	.025
7/8"-18 Heads	510	W10	---	---	---	---	.025
DANARM							
Briggs & Stratton	868	RJ19LM	861	J19LM	5861	861EZ	.025
Robin	830	RL86C	306	L86C	---	---	.025
DELCO-LITE							
14mm Heads; 1500W 14mm Heads	871	RJ8C	841	J8C	5843	843EZ	.025
18mm Heads; 1500W 18mm Heads	514	D14	---	---	---	---	.025
5KW, 6KW Hercules	569	W14	---	---	---	---	.025
B3, EB3, 20 Series AB3, RD1, AD1, 2500W, 800W, 400W, 1000W, HD1, CK1, 25 Series AD1, 50 Series AA1, 8 Series A3, BK3, C3, 6G3, G3, M3, 8 Series EAB3	871	RJ8C	841	J8C	5843	843EZ	.025
B6, 2B12, 2B6, B12, 200W	842	UY6	---	---	---	---	.025
EBW3, 8 Series ERBW3, H1, 50 Series HA1, 60 Series AD1, B1, BP, C1, FA1, 15 Series A1, HD1, RA1, RD1, ECW3, 8 Series EABW3, EW3, GW3	514	D14	---	---	---	---	.025
DOLMAR							
G6100R, G5800	104	RN4C	803	N4C	---	---	.030
DUPLEX							
PE127	514	D14	---	---	---	---	.025
QX	592	RJ12C	---	---	---	---	.025
DYNA							
Briggs & Stratton 11, 8, 5hp	868	RJ19LM	947	QJ19LM	5861	861EZ	.030
OHV; Briggs & Stratton OHV 16hp	71	RC12YC	946	QC12YC	5071	71EZ	.030
V-Twin; Briggs & Stratton Vanguard V-Twin	431	RC14YC	---	---	5071	71EZ	.030
OHV; Honda OHV 9, 11hp	322	RN11YC4	302	N11YC	5322	322EZ	.030
Kawasaki 5.2, 3.1hp	840	RCJ8	843	CJ8	5843	843EZ	.030
Twin; Onan Twin 24hp	909	RS17YX	---	---	---	---	.025
Tecumseh 18hp	104	RN4C	803	N4C	---	---	.030



Model/Engine	Copper Plus®		Alternate Plug		EZ	EZ Start™	Gap
	Stk #	Plug Type	Stk #	Plug Type	Start™	w/Eco-Core	
DYNABLAST							
OHV; Honda OHV electric start 20hp	322	RN11YC4	302	N11YC	5322	322EZ	.030
DYNAMIGHT (SEE WINCO)							
	---	---	---	---	---	---	
ECHO							
2300, 4300E, EG-1500, EG-2400, 3501, 5500E, 4300	806	L92YC	---	---	---	---	.025
2600, EG-1800	868	RJ19LM	947	QJ19LM	5861	861EZ	.025
650, 750, EG-550	859	RCJ7Y	853	CJ7Y	5843	843EZ	.025
7600E, EG-5600E	71	RC12YC	946	QC12YC	5071	71EZ	.040
Briggs & Stratton 5hp	868	RJ19LM	947	QJ19LM	5861	861EZ	.025
Briggs & Stratton Vanguard 11, 9hp	71	RC12YC	946	QC12YC	5071	71EZ	.030
V-Twin; Briggs & Stratton Vanguard V-Twin 16hp	431	RC14YC	---	---	5071	71EZ	.030
EG-1200	830	RL86C	306	L86C	---	---	.025
EG-4600	854	RH10C	844	H10C	---	---	.030
EG-7601, EG-4601, EG-5601	431	RC14YC	---	---	5071	71EZ	.030
Kohler 8hp	854	RH10C	844	H10C	---	---	.030
OHV; Kohler OHV 14, 11hp	71	RC12YC	946	QC12YC	5071	71EZ	.040
FAIRBANKS MORSE							
14mm Heads	871	RJ8C	841	J8C	5843	843EZ	.025
18mm Heads	514	D14	---	---	---	---	.025
All Other 7/8"-18 Heads	518	W18	---	---	---	---	.025
A 1hp	569	W14	---	---	---	---	.025
ZC 6, 8hp	569	W14	---	---	---	---	.025
FARM ELECTRIC							
All Models	525	25	---	---	---	---	.025
FORD							
KOH-175 Briggs & Stratton	868	RJ19LM	861	J19LM	5861	861EZ	.025
KOH-350 Kohler 8hp	854	RH10C	844	H10C	---	---	.025
KOH-500 Kohler 12hp	854	RH10C	844	H10C	---	---	.025
FULLER & JOHNSON							
All Other Models	569	W14	---	---	---	---	.025
Model J	525	25	---	---	---	---	.025
GEN-E-MOTOR (SEE PIONEER)							
	---	---	---	---	---	---	
GEN-PRO							
Twin; GP-110E Kohler Twin 20hp	25	RV17YC	---	---	---	---	.025
GP-40, GP-60, GP-48E, GP-40E, GP-48, GP-60E	840	RCJ8	843	CJ8	5843	843EZ	.025
GP-45E, GP-60E, GP-60, GP-45	868	RJ19LM	947	QJ19LM	5861	861EZ	.030
GP-50, GP-90E, GP-50E, GP-30, GP-75E, GP105E	431	RC14YC	---	---	5071	71EZ	.025
GP-60H, GP-70EH, GP-45H, GP-28H	322	RN11YC4	302	N11YC	5322	322EZ	.030
Twin; GP-98E Briggs & Stratton Twin 18hp	868	RJ19LM	947	QJ19LM	5861	861EZ	.030
GP2-30H, GP2-40H Honda 8, 11hp	322	RN11YC4	302	N11YC	5322	322EZ	.030
V-Twin; GP2-50, GP2-50E Briggs & Stratton Vanguard V-Twin	431	RC14YC	---	---	5071	71EZ	.030
GP2-65H, GP2-65EH Honda 8, 11hp	322	RN11YC4	302	N11YC	5322	322EZ	.030
GP2-90E Briggs & Stratton Vanguard	431	RC14YC	---	---	5071	71EZ	.030
GP200E, GP-150E	415	RN9YC	300	N9YC	---	---	.035
GENCO							
All Models	569	W14	---	---	---	---	.025
GENERAC							
1.0 & 1.2L	415	RN9YC	300	N9YC	---	---	.035
1850 Home & Away, L4000E, Mega 2500, L4000, L5000, L5000E, 2500T	868	RJ19LM	861	J19LM	5861	861EZ	.030
3500XEP, Mega 3000, 3250XE	104	RN4C	803	N4C	---	---	.030
Briggs & Stratton	868	RJ19LM	947	QJ19LM	5861	861EZ	.030
OHV; Briggs & Stratton Vanguard OHV	71	RC12YC	946	QC12YC	5071	71EZ	.030
V-Twin; Briggs & Stratton Vanguard V-Twin	431	RC14YC	---	---	5071	71EZ	.030
C4000, S4000E, SVT4200, SVT5000, C5000E, C5000, C2400, S1500, S2400, S5000, S4000, SV4200, SV1850, SV2400, SVP5000E, SVP5000	868	RJ19LM	947	QJ19LM	5861	861EZ	.030
C8000, NP55G, MF6500, R8000, R10000, C10000, EPS-8-AC, NP45G, NP65G, R3500XL, R10000E, R8000E, R6000	431	RC14YC	---	---	5071	71EZ	.030
EPS-12, EPS-20	322	RN11YC4	302	N11YC	5322	322EZ	.035
EPS-25	415	RN9YC	300	N9YC	---	---	.030

**LIGHTING PLANTS & GENERATORS**GROUPES D'ÉCLAIRAGE ET GÉNÉRATEURS
PLANTAS DE ILUMINACIÓN Y GENERADORES

Model/Engine	Copper Plus®		Alternate Plug		EZ Start™	EZ Start™ w/Eco•Core	Gap
	Stk #	Plug Type	Stk #	Plug Type			
GENERAC (cont)							
1.6L; Fiat 1.6L	415	RN9YC	300	N9YC	---	---	.030
G1000, G1600	840	RCJ8	843	CJ8	5843	843EZ	.025
G2600, R4000, S1600	830	RL86C	306	L86C	---	---	.025
G4000, S2600	929	RL95YC	---	---	---	---	.025
1.2L; Generac II 1.2L	415	RN9YC	300	N9YC	---	---	.035
V-Twin; Generac II Vanguard V-Twin 16hp	431	RC14YC	---	---	5071	71EZ	.030
5.7L, 7.4L; GM 5.7L, 7.4L	18	RV15YC4	---	---	---	---	.035
2.5L; GM 2.5L	404	RN12YC	38	N12YC	---	---	.025
IM60G	592	RJ12C	---	---	---	---	.030
Kawasaki 3, 1.6hp	840	RCJ8	843	CJ8	5843	843EZ	.025
Kawasaki 5hp	830	RL86C	306	L86C	---	---	.025
Lauson	871	RJ8C	841	J8C	5843	843EZ	.030
1-Cyl; MC Series, XE Series, XL Series 1-Cyl OHV	71	RC12YC	946	QC12YC	5071	71EZ	.030
V-Twin; MC Series, XL Series V-Twin	431	RC14YC	---	---	5071	71EZ	.030
MC40, 562SXL	806	L92YC	---	---	---	---	.025
1.2L; Nissan 1.2L	322	RN11YC4	302	N11YC	5322	322EZ	.035
NP80G, NP100G	415	RN9YC	300	N9YC	---	---	.025
Opel 1000cc	327	RL87YC	312	L87YC	---	---	.025
Opel 1100cc	327	RL87YC	312	L87YC	---	---	.025
Robin	830	RL86C	306	L86C	---	---	.025
S1000	849	CJ6	---	---	---	---	.025
SG012, SG020, SG016	415	RN9YC	300	N9YC	---	---	.035
SG020, SG015	401	RS12YC	---	---	---	---	.035
SVP500T, S4000	871	RJ8C	841	J8C	5843	843EZ	.030
Tecumseh	871	RJ8C	841	J8C	5843	843EZ	.030
OHV; Tecumseh OHV 6, 6.5hp	104	RN4C	803	N4C	---	---	.030
TXP45	871	RJ8C	841	J8C	5843	843EZ	.025
Wisconsin	541	RD16	516	D16	---	---	.030
W/GENERAC OHVI							
04582, 05308 992cc	985	RC14YC4	---	---	5071	71EZ	.040
GENERAL							
Kawasaki	840	RCJ8	843	CJ8	5843	843EZ	.025
GILLETTE							
Briggs & Stratton 5, 8, 11hp	868	RJ19LM	947	QJ19LM	5861	861EZ	.030
Briggs & Stratton Vanguard 9, 5.5hp	71	RC12YC	946	QC12YC	5071	71EZ	.030
V-Twin; Briggs & Stratton Vanguard V-Twin 12.5, 16, 14, 20, 18hp	431	RC14YC	---	---	5071	71EZ	.030
1.1L; Ford 1.1L	415	RN9YC	300	N9YC	---	---	.035
Honda 8, 5.5, 11, 13hp	322	RN11YC4	302	N11YC	5322	322EZ	.030
V-Twin; Kohler V-Twin 20hp	71	RC12YC	946	QC12YC	5071	71EZ	.030
Robin	830	RL86C	306	L86C	---	---	.025
GLOBE LIGHT							
All Models	569	W14	---	---	---	---	.025
GOODALL							
Briggs & Stratton	868	RJ19LM	861	J19LM	5861	861EZ	.025
Kohler	868	RJ19LM	861	J19LM	5861	861EZ	.025
Tecumseh	871	RJ8C	841	J8C	5843	843EZ	.025
GRASS WAND							
500A	840	RCJ8	843	CJ8	5843	843EZ	.025
GRAY							
All Models	871	RJ8C	841	J8C	5843	843EZ	.025
GROBAN							
Briggs & Stratton 11, 5, 8hp	868	RJ19LM	947	QJ19LM	5861	861EZ	.030
Twin; Briggs & Stratton Twin 18hp	868	RJ19LM	947	QJ19LM	5861	861EZ	.030
V-Twin; Briggs & Stratton Vanguard V-Twin 18, 16hp	431	RC14YC	---	---	5071	71EZ	.030
1.1L; Ford 1.1L	304	RS9YC	---	---	---	---	.035
Ford 300cid	129	RF10C	---	---	---	---	.030
Ford 460cid	406	RV12YC	---	---	---	---	.035
OHV; Honda OHV 5hp	415	RN9YC	300	N9YC	---	---	.030
OHV; Honda OHV 8, 11, 13hp	322	RN11YC4	302	N11YC	5322	322EZ	.030
V-Twin; Honda V-Twin 20, 18hp	322	RN11YC4	302	N11YC	5322	322EZ	.030



Model/Engine	Copper Plus®		Alternate Plug		EZ Start™	EZ Start™ w/Eco-Core	Gap
	Stk #	Plug Type	Stk #	Plug Type			
HEARTH							
All Models	871	RJ8C	841	J8C	5843	843EZ	.025
HOBART							
Chrysler H170, HT413	404	RN12YC	38	N12YC	---	---	.025
H225; Chrysler H225 H225	406	RV12YC	---	---	---	---	.025
HB361; Chrysler HB361 HB361	14	RJ12YC	10	J12YC	---	---	.025
HB383; Chrysler HB383 HB383	123	RN5C	120	N5C	---	---	.025
Chrysler Industrial 30, Industrial 32	592	RJ12C	---	---	---	---	.025
Ford 170cid	22	RF11YC	---	---	---	---	.025
Ford 200cid	129	RF10C	---	---	---	---	.025
IHC UV-549	102	RJ6C	823	J6C	---	---	.030
V-Twin; Kohler V-Twin 20hp	71	RC12YC	946	QC12YC	5071	71EZ	.030
Twin; Onan Twin 20hp	909	RS17YX	---	---	---	---	.025
Willys	871	RJ8C	841	J8C	5843	843EZ	.025
Wisconsin THD, VF-4, JD Engines	541	RD16	516	D16	---	---	.025
HOME-GARD							
Briggs & Stratton 8, 11hp	868	RJ19LM	947	QJ19LM	5861	861EZ	.025
Kawasaki 5.2, 3.1hp	840	RCJ8	843	CJ8	5843	843EZ	.025
HOMELITE							
18mm Heads	514	D14	---	---	---	---	.025
176BI40A, 190HY50, EHE4400HD, EHRL4400HD, LR4400, LRI4400, LRIE5500, EH4400HD, EH2500HD, EHE5500HD, EH5500HD, LRE4400, LR2500, HLE4400, LR5500, LRI2500, LRE5500, LRIE4400, LRI5500	868	RJ19LM	947	QJ19LM	5861	861EZ	.030
176R142A	327	RL87YC	312	L87YC	---	---	.025
178HI48, CG4800/178H148, CGE6300/180H1E63, 180HIE63, CG5200, CG6300/180H163, CHY5000/190HHY50	322	RN11YC4	302	N11YC	5322	322EZ	.030
178VI52	431	RC14YC	---	---	5071	71EZ	.030
180RIE62, HG50-2000, 180R162, HG50-1400, HG50-2500	830	RL86C	306	L86C	---	---	.025
Briggs & Stratton 10, 7, 8, 11, 5hp	868	RJ19LM	947	QJ19LM	5861	861EZ	.030
Briggs & Stratton Vanguard 9hp	71	RC12YC	946	QC12YC	5071	71EZ	.030
HG600	863	RCJ8Y	848	CJ8Y	5843	843EZ	.025
HGE3500, HG3500, HL4400, HL2500	868	RJ19LM	947	QJ19LM	5861	861EZ	.025
Homelite	102	RJ6C	823	J6C	---	---	.025
Robin 11hp	830	RL86C	306	L86C	---	---	.025
Robin 7.6hp	327	RL87YC	312	L87YC	---	---	.025
HONDA							
E100, E300K1, EM400K1, E300K3, E300C, E300K2, E300, EL80, E80, ED250, E40, ER400, EM400, E400	877	Y82	---	---	---	---	.025
E2000	874	RL82C	811	L82C	---	---	.025
E800A, E900, E600	808	Z9Y	---	---	---	---	.025
ED1000A, E1500K3, E2500, EC1500, ES3500, E1000, ED1000, E1500K1, E1500, E1500K2, E2500K3, E2500K2, E2500K1, EG1500K3, EM3500SX	830	RL86C	306	L86C	---	---	.025
EG1500K4, E3500, EB4000, EG1000, EG2200X, ES3500K2, EG1500, ER1500, E1500K4, E2500K4, E3500K1, E3500K2, EB3000, EG1000A, EG1400Z, EM1600, ES3500K1	896	L90C	---	---	---	---	.025
EG650, EM650, EX650, EX1000	846	CJ14	---	---	5846	846EZ	.025
EM2200, EMS4000, EMS4500, ES6500, EVD4010, EX800, EX5500K2A, EM3000, EM1800, EM4000, ES4500, ES4500K1, ES6500K1, E4500K1, EV4010, E4500, EV6010, EX5500, EX5500K1	806	L92YC	---	---	---	---	.025
EM2200X, EX2200, EM1800X, EG1400X, EB2200X, EG1400XK1, EG2200X, EM1600X	415	RN9YC	300	N9YC	---	---	.025
EM2500XK1, EB3000C, EB3800XA, EB5000X, EB6500SXA, EG1400XK1, EM3500X, EG5000X, EM1800XK1, EM3000C, EU2000i, EW171K1, EX3300S, EX4500SK1A, EG2500XK1, EB2500XK1, EG3500X, EB3500XK1, EB3500X, EB5000XK1, EB11000, EB5000XK1A, EG1400X, EG3500XK1, EG5000XK1, EM5000X, EM5000SXX1, EM2500XK1, EU200i, EX3300SKI, EU3000is, EW140, EX4500S	322	RN11YC4	302	N11YC	5322	322EZ	.025
EM5000	104	RN4C	803	N4C	---	---	.025
EM600, EM500, EM500K1	863	RCJ8Y	848	CJ8Y	5843	843EZ	.025
OHC; EN2500 Honda OHC 5hp	415	RN9YC	300	N9YC	---	---	.030
EV4000, EL5000	327	RL87YC	312	L87YC	---	---	.025

**LIGHTING PLANTS & GENERATORS**GROUPES D'ÉCLAIRAGE ET GÉNÉRATEURS
PLANTAS DE ILUMINACIÓN Y GENERADORES

Model/Engine	Copper Plus®		Alternate Plug		EZ Start™	EZ Start™ w/Eco•Core	Gap
	Stk #	Plug Type	Stk #	Plug Type			
HONDA (cont)							
EX350	840	RCJ8	843	CJ8	5843	843EZ	.025
EX700c, EU1000iA2	808	Z9Y	---	---	---	---	.030
OHV; EZ1400A Honda OHV 4hp	322	RN11YC4	302	N11YC	5322	322EZ	.030
OHV; EZ2500A Honda OHV 5.5hp	322	RN11YC4	302	N11YC	5322	322EZ	.030
OHV; EZ3500A Honda OHV 8hp	322	RN11YC4	302	N11YC	5322	322EZ	.030
OHV; EZ5000A Honda OHV 11hp	322	RN11YC4	302	N11YC	5322	322EZ	.030
OHV; Honda OHV 13hp	322	RN11YC4	302	N11YC	5322	322EZ	.030
JACKSON							
All Models	541	RD16	516	D16	---	---	.030
JOHN DEERE							
225, 1000, 500, 375, 550, 650, 325, 750, 1800, 1400	840	RCJ8	843	CJ8	5843	843EZ	.025
250G, 550GE, 440G	868	RJ19LM	947	QJ19LM	5861	861EZ	.025
4000W, 3000W, 1750W	871	RJ8C	841	J8C	5843	843EZ	.025
5000W	874	RL82C	811	L82C	---	---	.025
OHV; DP6000 Kohler OHV 12hp	854	RH10C	844	H10C	---	---	.025
OHV; G2500K Kawasaki OHV 5.5hp	322	RN11YC4	302	N11YC	5322	322EZ	.025
OHV; G4400K Kawasaki OHV 8hp	322	RN11YC4	302	N11YC	5322	322EZ	.025
OHV; G5500K, G5500KE Kawasaki OHV 5.5, 8, 11hp	322	RN11YC4	302	N11YC	5322	322EZ	.025
KATOLIGHT							
2-cylinder Liquid Cooled D.C.	854	RH10C	844	H10C	---	---	.025
4-cylinder Liquid Cooled D.C.	541	RD16	516	D16	---	---	.025
Briggs & Stratton	868	RJ19LM	861	J19LM	5861	861EZ	.025
Chrysler Industrial 24	123	RN5C	120	N5C	---	---	.025
Chrysler Industrial 32	102	RJ6C	823	J6C	---	---	.025
Continental F-162, M330, Y69, Y112	541	RD16	516	D16	---	---	.025
IHC U-450	102	RJ6C	823	J6C	---	---	.025
One-cyl. Air Cooled D.C.	871	RJ8C	841	J8C	5843	843EZ	.025
KAWASAKI							
AS, GD700AS1, GA550A1, GD550, GD700A, GD700A1	840	RCJ8	843	CJ8	5843	843EZ	.025
GA1400A1, KG900, KG2600, GA1000A1, KG2900, KG2300, KG750B1, KG1000, KG1100	871	RJ8C	841	J8C	5843	843EZ	.025
GA2300A, GA3200A, KG1300, GA1800A1, GA2800A	806	L92YC	---	---	---	---	.025
OHV; GE2900A, GE4000, GE5000AS, Power Partner 4000, GE2200A1, GE4500A, GE4300A, 6000 OHV	322	RN11YC4	302	N11YC	5322	322EZ	.025
KG500, KG1500, KG5000A53, KG1600, KG4000A51, KG700, KG750, KG600	830	RL86C	306	L86C	---	---	.025
Ninja 700 700cc	840	RCJ8	843	CJ8	5843	843EZ	.025
KINGSTON							
King Aurora	592	RJ12C	---	---	---	---	.025
KODIAK							
GENERATORS							
Honda GC160, GX160, GX270, GX390, GX620	322	RN11YC4	302	N11YC	5322	322EZ	.030
KOHLER							
1.75MBFM, 3.5MBFM45, 5MBM65, 2.25MBFM25, 2.25MBFM45, 3.5MBFM65, 3.5MBM25, 3.5MBM65, 5MBM25	840	RCJ8	843	CJ8	5843	843EZ	.025
Gasoline; 100KW, 50KW, 75R81 Gasoline	555	UD16	---	---	---	---	.025
10KW Hess	597	K97F	---	---	---	---	.018
10KW Waukesha 180GLB	555	UD16	---	---	---	---	.025
18mm Heads; 10KW, 5KW FC 18mm Heads	555	UD16	---	---	---	---	.030
14000 Watts (LP)/12000Watts (NG) Kohler Command Pro 725cc	71	RC12YC	946	QC12YC	5071	71EZ	.030
15KW Waukesha 185GLB	555	UD16	---	---	---	---	.025
18mm Heads; 1KW D 18mm Heads	555	UD16	---	---	---	---	.025
7/8"-18 Heads; 1KW D 7/8"-18 Heads	561	W16Y	---	---	---	---	.025
2.5KW, 1KW Kohler K160	871	RJ8C	841	J8C	5843	843EZ	.025
20000 Watts (LP)/18000Watts (NG) Kohler Command Pro 999cc	988	XC10YC	---	---	---	---	.030
Gasoline; 25KW, 25R81 Gasoline	102	RJ6C	823	J6C	---	---	.025
LPG; 25R81, 25KW LPG	102	RJ6C	823	J6C	---	---	.017
2KW Kohler K241	854	RH10C	844	H10C	---	---	.025
3.5KW Kohler K331	871	RJ8C	841	J8C	5843	843EZ	.025
350 Watt Kohler K7	592	RJ12C	---	---	---	---	.025
35KW Waukesha 195GL	555	UD16	---	---	---	---	.030



Model/Engine	Copper Plus®		Alternate Plug		EZ Start™	EZ Start™ w/Eco-Core	Gap
	Stk #	Plug Type	Stk #	Plug Type			
KOHLER (cont)							
3A-27	588	XMJ14	---	---	---	---	.025
4CM21, 5MM25, 5MM65	854	RH10C	844	H10C	---	---	.025
500 Watt, 1.5KW Kohler K90	871	RJ8C	841	J8C	5843	843EZ	.025
Natural Gas; 50KW, 100KW Natural Gas	509	D9	---	---	---	---	.017
7/8"-18 Heads; 5KW FC 7/8"-18 Heads	561	W16Y	---	---	---	---	.025
5KW Kohler K21	854	RH10C	844	H10C	---	---	.025
5KW Kohler L160	871	RJ8C	841	J8C	5843	843EZ	.025
5KW, 2KW, 3.5KW Kohler L600	592	RJ12C	---	---	---	---	.025
5KW, 6.5KW Kohler K662	592	RJ12C	---	---	---	---	.025
750 Watt Kohler K12	592	RJ12C	---	---	---	---	.025
14mm Heads; 800W Briggs & Stratton 14mm Heads	868	RJ19LM	947	QJ19LM	5861	861EZ	.025
18mm Heads; 800W Briggs & Stratton 18mm Heads	555	UD16	---	---	---	---	.025
For Fouling; 800W Briggs & Stratton For Fouling	502	D21	---	---	---	---	.025
Daihatsu FE	404	RN12YC	38	N12YC	---	---	.025
K330, 3MM25, K161, K660, 2.25MBM25, 1.75MM25, 3.5MM25, 3MMV55, 4A-23, L654, K331, K91, 175MFM, 1.75MBM25, K181, 2.5MV55, 3.5MM65, 7.5A-23, 5MFM45, 3.5MFM65, L160, L161	871	RJ8C	841	J8C	5843	843EZ	.025
KT19, KT21, KT17	18	RV15YC4	---	---	---	---	.025
Wisconsin VH4D	541	RD16	516	D16	---	---	.025
MARINE GENERATORS							
Liquid; 3.5CFZ, 5CFZ, 4CZ, 6.5CZ Honda Liquid 13hp	327	RL87YC	312	L87YC	---	---	.025
Liquid V-Twin; 7.3E, 5E, 6EF, 4EF Kawasaki Liquid V-Twin 16hp	846	CJ14	---	---	5846	846EZ	.025
8C, 8E, 10C, 12.5C Ford 1.1	304	RS9YC	---	---	---	---	.035
8C, 8E, 10C, 12.5C Ford 1.3L	304	RS9YC	---	---	---	---	.035
KUBOTA							
450	846	CJ14	---	---	5846	846EZ	.025
A2200, A3500, A5000, A3000, A650, A1000, A1400	806	L92YC	---	---	---	---	.025
AE4500, ARX6500B, AE3500, AE2200, AE6500, ARX5500B, ARX5500	929	RL95YC	---	---	---	---	.025
ARX2500, AV1600, AV5500B, ARX4000, AV2500, AV3800, AV6500B, AV4500	327	RL87YC	312	L87YC	---	---	.025
LEAR							
McCulloch	870	RDJ6J	851	DJ6J	5851	851EZ	.025
Roper	849	CJ6	---	---	---	---	.025
LED-O-LITE							
1/2"-14 Pipe Heads	525	25	---	---	---	---	.025
18mm Heads	541	RD16	516	D16	---	---	.025
7/8"-18 Heads	569	W14	---	---	---	---	.025
LITTLE WONDER							
All Models	840	RCJ8	843	CJ8	5843	843EZ	.025
LUCOLITE							
All Models	569	W14	---	---	---	---	.025
MAKITA							
G3500R, G3511R, G2400R, G1200R, G3510R, G2410R	830	RL86C	306	L86C	---	---	.030
G3501R, G5500R, G5501R	806	L92YC	---	---	---	---	.030
G5711R, G5710R	104	RN4C	803	N4C	---	---	.030
MALL							
14mm Heads	102	RJ6C	823	J6C	---	---	.025
18mm Heads	541	RD16	516	D16	---	---	.025
MASE							
SX 2200 Robin 6hp	327	RL87YC	312	L87YC	---	---	.025
MASTER							
18mm Heads	502	D21	---	---	---	---	.025
7/8"-18 Heads	569	W14	---	---	---	---	.025
Honda 8, 5.5, 11, 9, 13hp	322	RN11YC4	302	N11YC	5322	322EZ	.030
LTG235, MG2000, MG1500, MG3000, MG4000	871	RJ8C	841	J8C	5843	843EZ	.025
MGH3000, MGH5000, MGH7000BI, MGH4000BI, MGH4000, MGH6000, MGH5000BI, MGH7000, MGH6000BI	322	RN11YC4	302	N11YC	5322	322EZ	.030

**LIGHTING PLANTS & GENERATORS**GROUPES D'ÉCLAIRAGE ET GÉNÉRATEURS
PLANTAS DE ILUMINACIÓN Y GENERADORES

Model/Engine	Copper Plus®		Alternate Plug		EZ Start™	EZ Start™ w/Eco•Core	Gap
	Stk #	Plug Type	Stk #	Plug Type			
MCCULLOCH							
2300E, Pro 1500E, 3500E	327	RL87YC	312	L87YC	---	---	.025
II, H-2000, HP-1200, HP-5000 Deluxe, H-3000, H-1500, HP-3500, HP-2000, HP-3000, HP-3500 Deluxe, HP-5000, III, Mark I	871	RJ8C	841	J8C	5843	843EZ	.025
Pro 600E, 800E	863	RCJ8Y	848	CJ8Y	5843	843EZ	.025
RA200, All Other Models, RA330, RA120, RA150, RA330ES	840	RCJ8	843	CJ8	5843	843EZ	.025
MERC-O-TRONIC							
Lighting Alternator/Generator	871	RJ8C	841	J8C	5843	843EZ	.025
MEYERLITE							
All Models	569	W14	---	---	---	---	.025
MIDCO							
Briggs & Stratton	868	RJ19LM	861	J19LM	5861	861EZ	.025
Lauson	868	RJ19LM	861	J19LM	5861	861EZ	.025
Wisconsin	514	D14	---	---	---	---	.025
MITSUBISHI							
GENERATORS & WELDERS							
MG3000-D, MG1300-D, MG2000-D, MG650-D	840	RCJ8	843	CJ8	5843	843EZ	.025
MGA1300-F02, MGB1800, MGB48001, MGE4000-R02, MGE4800-R02, MGW150A, MGW200A-F02, MGA1800DX-F02, MGA2900X-F02, MGW200A, MGB4000, MGB2900, MGB40001, MGB4800, MGE1800-F02, MGE2900-F02, MGE5800-R02, MGE6700-R02, MGW1800, MGW1500-F02, MGW18001	322	RN11YC4	302	N11YC	5322	322EZ	.030
MGC1101	327	RL87YC	312	L87YC	---	---	.025
MOTOR GENERATOR							
609, 626, 424, 595, 596, 597, 606, 625, 623, 624, 622	871	RJ8C	841	J8C	5843	843EZ	.025
621, 619, 620	592	RJ12C	---	---	---	---	.030
MQ POWER							
GENERATORS							
EY-25, EY-40DS Robin	830	RL86C	306	L86C	---	---	.025
EY-40WS Robin	896	L90C	---	---	---	---	.025
OHV; Honda OHV 11, 8hp	322	RN11YC4	302	N11YC	5322	322EZ	.030
Wisconsin 11hp	929	RL95YC	---	---	---	---	.025
Wisconsin 4.6hp	830	RL86C	306	L86C	---	---	.025
Wisconsin 7.5hp	327	RL87YC	312	L87YC	---	---	.025
MTA							
D.C. ARC WELDERS							
Honda 13hp	322	RN11YC4	302	N11YC	5322	322EZ	.030
MTD							
Briggs & Stratton	868	RJ19LM	861	J19LM	5861	861EZ	.030
Twin; Briggs & Stratton Twin	868	RJ19LM	947	QJ19LM	5861	861EZ	.030
NISSAN							
GX1000, GX1600	840	RCJ8	843	CJ8	5843	843EZ	.030
GX2600 Kawasaki 5hp	830	RL86C	306	L86C	---	---	.030
GX4000 Kawasaki 7.5hp	806	L92YC	---	---	---	---	.030
NORTHERN PRO							
Briggs & Stratton	868	RJ19LM	861	J19LM	5861	861EZ	.030
V-Twin; Briggs & Stratton Vanguard V-Twin 16, 20hp	431	RC14YC	---	---	5071	71EZ	.030
OHV; Honda OHV 8, 9, 13hp	322	RN11YC4	302	N11YC	5322	322EZ	.030
V-Twin; Honda V-Twin 20hp	322	RN11YC4	302	N11YC	5322	322EZ	.030
V-Twin; Kohler V-Twin 25, 20hp	71	RC12YC	946	QC12YC	5071	71EZ	.030
NORTHSTAR							
OHV; Honda OHV 13, 9hp	322	RN11YC4	302	N11YC	5322	322EZ	.030
O & R							
Orline	840	RCJ8	843	CJ8	5843	843EZ	.025



Model/Engine	Copper Plus®		Alternate Plug		EZ Start™	EZ Start™ w/Eco-Core	Gap
	Stk #	Plug Type	Stk #	Plug Type			
ONAN							
2.7 AJ Spec. K-N	840	RCJ8	843	CJ8	5843	843EZ	.025
2.8 Micro	929	RL95YC	---	---	---	---	.030
3.0 AJ, 6.5 NHE, Marquis I/III, 6000E, Pro 5000, 5000E, NHD/E, 4.0 BGD/E	909	RS17YX	---	---	---	---	.025
3.6, 4.0 Micro	405	RN14YC	---	---	5322	322EZ	.025
4.0 BF, 5.0 BG, 4.0BFA, 5.0 BGA	857	RH18Y	---	---	---	---	.025
4000E, Pro 4000	327	RL87YC	312	L87YC	---	---	.025
5CKM, 4CKM	25	RV17YC	---	---	---	---	.030
6.5 NH 3CR-16004N	123	RN5C	120	N5C	---	---	.025
6.5 NH 3CR-16004P	909	RS17YX	---	---	---	---	.025
6.5 NH Spec. A & D	538	RH8C	587	H8C	---	---	.025
6.5 NH Spec. J & K	123	RN5C	120	N5C	---	---	.025
7CKM21RV, 7CM21RV, 7CCKM21RV	854	RH10C	844	H10C	---	---	.030
AJ, BF Gimini, NH Gimini	538	RH8C	587	H8C	---	---	.020
BG, BF	857	RH18Y	---	---	---	---	.030
CCK Series CCKB-MS	538	RH8C	587	H8C	---	---	.030
CCK Series Light Service	854	RH10C	844	H10C	---	---	.030
CCK Series Natural Gas	825	J4C	---	---	---	---	.015
OHV; Honda OHV 9hp	322	RN11YC4	302	N11YC	5322	322EZ	.030
MARINE GENERATORS							
3.0 MAJB, MAJ, MJC, MJB, MJA, MCK, MKH, 2.5	538	RH8C	587	H8C	---	---	.025
4.5, 6.5 MCE	909	RS17YX	---	---	---	---	.025
6.5 MCCK, 3.5, 5.5	573	XMJ20	---	---	---	---	.025
8.0, 9.0 MME	322	RN11YC4	302	N11YC	5322	322EZ	.025
OVER-LITE							
GENERATORS, LIGHTS & BLOWERS							
Briggs & Stratton	868	RJ19LM	861	J19LM	5861	861EZ	.030
Onan CCK	538	RH8C	587	H8C	---	---	.025
Robin	830	RL86C	306	L86C	---	---	.025
Tecumseh 10hp	871	RJ8C	841	J8C	5843	843EZ	.025
OWEN							
18mm Heads	541	RD16	516	D16	---	---	.025
7/8"-18 Heads	569	W14	---	---	---	---	.025
PALMER							
18mm Heads	541	RD16	516	D16	---	---	.025
7/8"-18 Heads	569	W14	---	---	---	---	.025
7/8"-18 Heads	589	W89D	---	---	---	---	.040
PERFECTION							
All Models	569	W14	---	---	---	---	.025
PHELPS							
Lauson	541	RD16	516	D16	---	---	.025
Wisconsin	525	25	---	---	---	---	.030
PINCOR							
Briggs & Stratton	868	RJ19LM	861	J19LM	5861	861EZ	.025
Robin EY21	871	RJ8C	841	J8C	5843	843EZ	.025
PIONEER							
700F, 700G Heavy Service	825	J4C	---	---	---	---	.025
700F, 700G Light Service	871	RJ8C	841	J8C	5843	843EZ	.025
Wisconsin	541	RD16	516	D16	---	---	.025
PLUS POWER							
DLG1200, DLG3500, DLG2000, DLG3500S	830	RL86C	306	L86C	---	---	.025
DLG5000S, DLG5000	929	RL95YC	---	---	---	---	.025
Wisconsin 11hp	929	RL95YC	---	---	---	---	.025
Wisconsin 3, 8, 4hp	830	RL86C	306	L86C	---	---	.025

**LIGHTING PLANTS & GENERATORS**GROUPES D'ÉCLAIRAGE ET GÉNÉRATEURS
PLANTAS DE ILUMINACIÓN Y GENERADORES

Model/Engine	Copper Plus®		Alternate Plug		EZ Start™	EZ Start™ w/Eco•Core	Gap
	Stk #	Plug Type	Stk #	Plug Type			
POLARIS							
GENERATORS							
P1300 Robin EY15 3.5hp	830	RL86C	306	L86C	---	---	.025
P2800, P4100 Robin 6, 8.5hp	327	RL87YC	312	L87YC	---	---	.025
P6100 Robin EH34 11hp	415	RN9YC	300	N9YC	---	---	.025
POULAN							
PA1250, PA5000-I, PA5000IES, PA4000, PA2250, PA35001	871	RJ8C	841	J8C	5843	843EZ	.025
POWER PARTNER							
OHV; 6000, 4000 OHV	322	RN11YC4	302	N11YC	5322	322EZ	.025
POWERBOSS							
1700 Watt Briggs & Stratton Single Cylinder OHV 127cc	71	RC12YC	946	QC12YC	5071	71EZ	.030
POWERBOX							
GENERATORS							
Air Cooled; Kohler Command Pro Air Cooled 11, 13, 15hp	71	RC12YC	946	QC12YC	5071	71EZ	.030
V-Twin; Kohler Command Pro V-Twin 20, 25, 27hp	71	RC12YC	946	QC12YC	5071	71EZ	.030
POWERLITE							
14mm 3/8" Heads	871	RJ8C	841	J8C	5843	843EZ	.025
14mm 7/16" Heads	854	RH10C	844	H10C	---	---	.025
18mm Heads	514	D14	---	---	---	---	.025
7/8"-18 Heads	569	W14	---	---	---	---	.025
POWERMATE							
3000, PM800, 1500	840	RCJ8	843	CJ8	5843	843EZ	.025
OHV; PM2800, PM1600 OHV	415	RN9YC	300	N9YC	---	---	.025
PM3500	806	L92YC	---	---	---	---	.025
PM4500	863	RCJ8Y	848	CJ8Y	5843	843EZ	.025
PM500	849	CJ6	---	---	---	---	.025
POWR-PAK							
Briggs & Stratton 8, 11, 5hp	868	RJ19LM	947	QJ19LM	5861	861EZ	.025
Twin; Briggs & Stratton Twin 16hp	868	RJ19LM	947	QJ19LM	5861	861EZ	.025
PRO FORCE							
GENERATORS							
6500 420cc	332	RN7YC	---	---	---	---	.030
QUICKSILVER							
QS-8.0G, QS-6.5G, QS-4.0G	415	RN9YC	300	N9YC	---	---	.035
REINER							
CRF3, CRF2	830	RL86C	306	L86C	---	---	.025
ERF2, ERF3	840	RCJ8	843	CJ8	5843	843EZ	.025
Wisconsin	541	RD16	516	D16	---	---	.025
REMINGTON							
All Models	102	RJ6C	823	J6C	---	---	.025
ROBIN-FUJI							
RG15C, RG17D, RG201, RG121C, RG401D, RGX2400, RG15, RG10DC, RG10C, R1300, RG301, RG201D, RG121DC, RG25D, RG25, RG17, RG401, RGRG301D, RG33D, RGRG33, RGV1300, RGX3500	830	RL86C	306	L86C	---	---	.025
RGV12100, RGV1300T, RGV6100, RGV7500, RGV12000	415	RN9YC	300	N9YC	---	---	.025
RGV4101, RGV2800, RGV4100	327	RL87YC	312	L87YC	---	---	.025
RGX5500, RGK301, RGK161	929	RL95YC	---	---	---	---	.025
ROYAL							
Signal Unit	541	RD16	516	D16	---	---	.025
SEARS							
(See Craftsman)	---	---	---	---	---	---	
SHINDAIWA							
G3000, G2000, G1000	830	RL86C	306	L86C	---	---	.025
G4000	929	RL95YC	---	---	---	---	.025



Model/Engine	Copper Plus®		Alternate Plug		EZ	EZ Start™	Gap
	Stk #	Plug Type	Stk #	Plug Type	Start™	w/Eco-Core	
SKIL							
Alternators Briggs & Stratton	868	RJ19LM	861	J19LM	5861	861EZ	.025
SNAPPER							
GENERATORS							
OHV; G30000 Briggs & Stratton Intek OHV 6.5hp	71	RC12YC	946	QC12YC	5071	71EZ	.030
OHV; G55000 Briggs & Stratton Intek OHV 10hp	71	RC12YC	946	QC12YC	5071	71EZ	.030
SOLO							
837	929	RL95YC	---	---	---	---	.020
STRUNK							
Briggs & Stratton	868	RJ19LM	861	J19LM	5861	861EZ	.025
SUZUKI							
SE300	877	Y82	---	---	---	---	.025
SE3000AD, SE2500, SE1500	806	L92YC	---	---	---	---	.025
SE500-A, SE700-A	840	RCJ8	843	CJ8	5843	843EZ	.025
SV4000D, SV2200, SV1800, SV1400	415	RN9YC	300	N9YC	---	---	.025
SYCAMORE							
GENERATORS							
APEX 3, SPG 3500 7hp 212cc	332	RN7YC	---	---	---	---	.030
APEX 6 11hp 340cc	415	RN9YC	300	N9YC	---	---	.030
APEX 7, SPG 7000 15hp 420cc	415	RN9YC	300	N9YC	---	---	.030
OHC; EGS 3.2 Subaru EX21 OHC 7hp 211cc	830	RL86C	306	L86C	---	---	.030
OHC; EGS 4.8 Subaru EX27 OHC 9hp 365cc	830	RL86C	306	L86C	---	---	.030
OHV; EGS 7.2 Subaru EH41 OHV 13.5hp 404cc	415	RN9YC	300	N9YC	---	---	.030
TANAKA							
QEG-250, DEG-600, LEG1200, QEG-300, REG-80, SEG-100	871	RJ8C	841	J8C	5843	843EZ	.025
QEG-250, QEG-300, DEG-600	840	RCJ8	843	CJ8	5843	843EZ	.025
REG-800, REG-1000	102	RJ6C	823	J6C	---	---	.025
SEG-221	830	RL86C	306	L86C	---	---	.025
THOR							
Clinton	592	RJ12C	---	---	---	---	.025
Wisconsin	541	RD16	516	D16	---	---	.025
TML							
All 34 cc Engs.	849	CJ6	---	---	---	---	.025
TORO							
T300D, T400D, T2500	929	RL95YC	---	---	---	---	.025
TROY-BILT							
6000 Watt Briggs & Stratton Single Cylinder OHV 342cc	71	RC12YC	946	QC12YC	5071	71EZ	.030
XPÅ 7000 Portable Generator Briggs & Stratton Single Cylinder OHV 420cc	71	RC12YC	946	QC12YC	5071	71EZ	.030
U.S. MOTORS							
AMC 232cid	412	RC12LYC	---	---	---	---	.035
AMC 258cid	412	RC12LYC	---	---	---	---	.035
AMC 304cid	404	RN12YC	38	N12YC	---	---	.035
AMC 360cid	404	RN12YC	38	N12YC	---	---	.035
14mm Heads; Briggs & Stratton 14mm Heads	868	RJ19LM	947	QJ19LM	5861	861EZ	.025
18mm Heads; Briggs & Stratton 18mm Heads	514	D14	---	---	---	---	.025
BXB, ZX, ZXB Hercules	538	RH8C	587	H8C	---	---	.025
7/8"-18 Heads; Hercules 7/8"-18 Heads	569	W14	---	---	---	---	.025
Other 14mm Heads; Hercules Other 14mm Heads	871	RJ8C	841	J8C	5843	843EZ	.025
14mm Heads; Lauson 14mm Heads	871	RJ8C	841	J8C	5843	843EZ	.025
18mm Heads; Lauson 18mm Heads	514	D14	---	---	---	---	.025
Own	840	RCJ8	843	CJ8	5843	843EZ	.030
Stover DV2	538	RH8C	587	H8C	---	---	.025
Waukesha WAK	510	W10	---	---	---	---	.025



Model/Engine	Copper Plus®		Alternate Plug		EZ Start™	EZ Start™ w/Eco•Core	Gap
	Stk #	Plug Type	Stk #	Plug Type			
UNITED							
All Models	569	W14	---	---	---	---	.025
UNIVERSAL							
Briggs & Stratton	868	RJ19LM	861	J19LM	5861	861EZ	.025
Wisconsin	514	D14	---	---	---	---	.025
VAC-MASTER							
GENERATOR/WELDERS							
V-Twin; Briggs & Stratton Vanguard V-Twin 18hp	431	RC14YC	---	---	5071	71EZ	.030
VIGOR							
GENERATOR/WELDERS							
152F	863	RCJ8Y	848	CJ8Y	5843	843EZ	.025
188F, 182F, 168F-1, 168F, 173F	880	RN3C	801	N3C	---	---	.030
1E45F	929	RL95YC	---	---	---	---	.025
VOLT MASTER							
GENERATOR/WELDERS							
Briggs & Stratton 11, 8, 5hp	868	RJ19LM	947	QJ19LM	5861	861EZ	.030
Twin; Briggs & Stratton Twin 16, 18hp	868	RJ19LM	947	QJ19LM	5861	861EZ	.030
Briggs & Stratton Vanguard 9hp	71	RC12YC	946	QC12YC	5071	71EZ	.030
V-Twin; Briggs & Stratton Vanguard V-Twin 16hp	431	RC14YC	---	---	5071	71EZ	.030
OHV; Honda OHV 11, 8, 5.5, 13hp	322	RN11YC4	302	N11YC	5322	322EZ	.030
V-Twin; Honda V-Twin 18hp	322	RN11YC4	302	N11YC	5322	322EZ	.030
V-Twin; Kohler V-Twin 25hp	71	RC12YC	946	QC12YC	5071	71EZ	.030
Twin; Onan Twin 24hp	909	RS17YX	---	---	---	---	.025
WACKER							
GENERATORS							
G 2.5A/B Briggs & Stratton 5.5hp	868	RJ19LM	947	QJ19LM	5861	861EZ	.030
G 2.5A/B Honda 5.5hp	322	RN11YC4	302	N11YC	5322	322EZ	.030
G 4.5A/B Briggs & Stratton 10hp	868	RJ19LM	947	QJ19LM	5861	861EZ	.030
G 4.5A/B Honda 9hp	322	RN11YC4	302	N11YC	5322	322EZ	.030
GH 3500E Wisconsin 8hp	327	RL87YC	312	L87YC	---	---	.025
GS 5.5A/B Briggs & Stratton 11hp	868	RJ19LM	947	QJ19LM	5861	861EZ	.030
GS 5.5A/B Honda 11hp	322	RN11YC4	302	N11YC	5322	322EZ	.030
GS 6.5A/B Honda 13hp	322	RN11YC4	302	N11YC	5322	322EZ	.030
HGG3/180/240	871	RJ8C	841	J8C	5843	843EZ	.025
WECO							
All Models	514	D14	---	---	---	---	.025
WESCO							
All Models	541	RD16	516	D16	---	---	.025
WESTERBEKE							
MARINE GENERATORS							
2-Cyl.; 4 KW 2-Cyl.	415	RN9YC	300	N9YC	---	---	.035
3-Cyl.; 4.5, 6.5, 9 KW 3-Cyl.	322	RN11YC4	302	N11YC	5322	322EZ	.035
4-cylinder; 6.5, 11, 12.5, 15, 20 KW, 8, 8.5 KW 4-cylinder	322	RN11YC4	302	N11YC	5322	322EZ	.035
3-Cyl.; 7 KW 3-Cyl.	415	RN9YC	300	N9YC	---	---	.035
WESTINGHOUSE							
18mm Heads	514	D14	---	---	---	---	.025
7/8"-18 Heads	569	W14	---	---	---	---	.025
WILLYSLITE							
All Models	569	W14	---	---	---	---	.025
WINCHARGER							
Briggs & Stratton	868	RJ19LM	861	J19LM	5861	861EZ	.025
Clinton	871	RJ8C	841	J8C	5843	843EZ	.025
Wisconsin	514	D14	---	---	---	---	.030
WINCO							
Briggs & Stratton	868	RJ19LM	861	J19LM	5861	861EZ	.025
Briggs & Stratton Vanguard 9hp	71	RC12YC	946	QC12YC	5071	71EZ	.030
V-Twin; Briggs & Stratton Vanguard V-Twin 16, 18hp	431	RC14YC	---	---	5071	71EZ	.030
Chrysler LH-318	404	RN12YC	38	N12YC	---	---	.030
Ford 460cid	406	RV12YC	---	---	---	---	.030
Ford LSG-423	401	RS12YC	---	---	---	---	.020



Model/Engine	Copper Plus®		Alternate Plug		EZ Start™	EZ Start™ w/Eco-Core	Gap
	Stk #	Plug Type	Stk #	Plug Type			
WINCO (cont)							
Honda 11, 5.5, 9hp	322	RN11YC4	302	N11YC	5322	322EZ	.030
Kawasaki 8.2hp	830	RL86C	306	L86C	---	---	.030
Kawasaki FA Series	840	RCJ8	843	CJ8	5843	843EZ	.025
Tecumseh 12hp	874	RL82C	811	L82C	---	---	.020
Tecumseh 18hp	104	RN4C	803	N4C	---	---	.020
Tecumseh 8hp	871	RJ8C	841	J8C	5843	843EZ	.030
THD; Wisconsin THD	509	D9	---	---	---	---	.020
WINPOWER							
15000KES, CHD11000KES	71	RC12YC	946	QC12YC	5071	71EZ	.030
8500ES/2, COV7500ES	431	RC14YC	---	---	5071	71EZ	.025
Briggs & Stratton 8, 5, 11hp	868	RJ19LM	947	QJ19LM	5861	861EZ	.025
V-Twin; Briggs & Stratton Vanguard V-Twin 14, 16, 12.5hp	431	RC14YC	---	---	5071	71EZ	.025
CD2500, 4400PRO, 5500ES, 5500E, 4400E, EL4400, 5500PROS	868	RJ19LM	947	QJ19LM	5861	861EZ	.025
COV3000H, 5500HE, 4400H, 4400HE, COV5500H, 6500HE	322	RN11YC4	302	N11YC	5322	322EZ	.025
EL2500	415	RN9YC	300	N9YC	---	---	.030
OHV; Honda OHV 5hp	415	RN9YC	300	N9YC	---	---	.030
OHV; Honda OHV 8, 5.5, 13, 11hp	322	RN11YC4	302	N11YC	5322	322EZ	.030
V-Twin; Kohler V-Twin 25, 22hp	71	RC12YC	946	QC12YC	5071	71EZ	.030
Robin	830	RL86C	306	L86C	---	---	.025
Wisconsin V465D	404	RN12YC	38	N12YC	---	---	.025
WITTE							
14mm Heads	830	RL86C	306	L86C	---	---	.020
18mm Heads	514	D14	---	---	---	---	.025
YAMAHA							
EF4600DEX, YG4600D, EF6600DEX, YG2600, YG6600DE, YG6600D	405	RN14YC	---	---	5322	322EZ	.025
EF5000EA, EF6000EA	929	RL95YC	---	---	---	---	.025
EF600	863	RCJ8Y	848	CJ8Y	5843	843EZ	.025
EF6000DVE, YG500D, YG600D, YG600DE	322	RN11YC4	302	N11YC	5322	322EZ	.025
ET1500	830	RL86C	306	L86C	---	---	.025
ET900, ET600, ET500	123	RN5C	120	N5C	---	---	.025
YG2600, EFC1400, EFC2000, EFC2800, EC2000, YG400D, EF4000DV, EF3800E, EF2600A, EF2600, EF2800, EF3800, EF2500, EF2000, EF1600, EF1800, EC5000DVE, EF1000, EF1400, EF1000A, EC4000DV, YG300S, EC2800, EF1200, EF2400, EF3800DV, EF5000DV	327	RL87YC	312	L87YC	---	---	.025
GENERATORS							
EF12000DE 635cc	---	---	---	---	---	---	---
EF2000iS Yamaha MZ80 3.1hp 79cc	322	RN11YC4	---	---	5322	322EZ	.030
EF2400iS, EF2800i 5.5hp 171cc	405	RN14YC	---	---	---	---	.025
EF2600 123cc	405	RN14YC	---	---	---	---	.025
EF3000iSE, EF3000iSEB 171cc	405	RN14YC	---	---	---	---	.025
EF4000DE, EF4000iSE, EF5200DE, EF6300iSE, EF6600DE 357cc	405	RN14YC	---	---	---	---	.025
YANMAR							
YSG1300BE, YSG3000BE, YSG3800BE, YSG2000BE	806	L92YC	---	---	---	---	.025
YARDMAN							
5, 8hp	871	RJ8C	841	J8C	5843	843EZ	.025

**PUMPS, COMPRESSORS & REFRIGERATION UNITS**POMPES, COMPRESSEURS ET UNITÉS DE RÉFRIGÉRATION
BOMBAS, COMPRESORES Y UNIDADES DE REFRIGERACIÓN

Model/Engine	Copper Plus®		Alternate Plug		EZ Start™	EZ Start™ w/Eco-Core	Gap
	Stk #	Plug Type	Stk #	Plug Type			
AALADIN							
Briggs & Stratton 18, 8, 5, 11hp	868	RJ19LM	947	QJ19LM	5861	861EZ	.030
V-Twin; Briggs & Stratton Vanguard V-Twin	431	RC14YC	---	---	5071	71EZ	.030
OHV; Honda OHV	322	RN11YC4	302	N11YC	5322	322EZ	.030
Kohler 23, 10, 12hp	854	RH10C	844	H10C	---	---	.030
OHV; Kohler OHV	71	RC12YC	946	QC12YC	5071	71EZ	.030
Twin; Kohler Twin	25	RV17YC	---	---	---	---	.030
Tecumseh	871	RJ8C	841	J8C	5843	843EZ	.030
Wisconsin 11hp	541	RD16	516	D16	---	---	.025
ACME							
GASOLINE							
14mm Heads	830	RL86C	306	L86C	---	---	.030
18mm Heads	541	RD16	516	D16	---	---	.030
KEROSENE							
14mm Heads	896	L90C	---	---	---	---	.030
18mm Heads	502	D21	---	---	---	---	.030
OHC							
ACT280 9hp	71	RC12YC	946	QC12YC	5071	71EZ	.030
ACT340 11hp	71	RC12YC	946	QC12YC	5071	71EZ	.030
ALKOTA							
HIGH PRESSURE WASHERS							
Briggs & Stratton 11hp	868	RJ19LM	947	QJ19LM	5861	861EZ	.030
V-Twin; Briggs & Stratton Vanguard V-Twin 20, 18, 16hp	431	RC14YC	---	---	5071	71EZ	.030
OHV; Honda OHV 11, 13, 5.5hp	322	RN11YC4	302	N11YC	5322	322EZ	.030
OHV; Kohler OHV 12.5, 15hp	71	RC12YC	946	QC12YC	5071	71EZ	.030
V-Twin; Kohler V-Twin 18hp	71	RC12YC	946	QC12YC	5071	71EZ	.030
Tecumseh 8hp	871	RJ8C	841	J8C	5843	843EZ	.030
OHV; Tecumseh OHV 5.5hp	104	RN4C	803	N4C	---	---	.030
AMERICAN CLEANING EQUIPMENT							
HIGH PRESSURE WASHERS							
Briggs & Stratton 11, 5, 8hp	868	RJ19LM	947	QJ19LM	5861	861EZ	.030
OHV; Briggs & Stratton Vanguard OHV 9hp	71	RC12YC	946	QC12YC	5071	71EZ	.030
V-Twin; Briggs & Stratton Vanguard V-Twin 16hp	431	RC14YC	---	---	5071	71EZ	.030
OHV; Honda OHV	322	RN11YC4	302	N11YC	5322	322EZ	.030
Twin; Kohler Twin 20, 18hp	25	RV17YC	---	---	---	---	.025
Twin; Wisconsin Twin 30hp	123	RN5C	120	N5C	---	---	.035
AMERICAN IMC							
AIR COMPRESSORS							
OHV; Briggs & Stratton Vanguard OHV 9hp	71	RC12YC	946	QC12YC	5071	71EZ	.030
OHV; Honda OHV 5.5hp	322	RN11YC4	302	N11YC	5322	322EZ	.030
AQUA STRIPPER							
HIGH PRESSURE WASHERS							
Briggs & Stratton 8, 5, 11hp	868	RJ19LM	947	QJ19LM	5861	861EZ	.030
OHV; Briggs & Stratton Vanguard OHV 9hp	71	RC12YC	946	QC12YC	5071	71EZ	.030
OHV; Honda OHV 5.5, 13, 11hp	322	RN11YC4	302	N11YC	5322	322EZ	.030
Tecumseh 10, 6, 5, 8hp	871	RJ8C	841	J8C	5843	843EZ	.030
OHV; Tecumseh OHV 5.5hp	104	RN4C	803	N4C	---	---	.030
BANJO							
GAS ENGINE PUMPS							
OHV; Honda GX160 OHV 5.5hp	322	RN11YC4	302	N11YC	5322	322EZ	.030
OHV with electric start; Honda GX160 OHV with electric start 5.5hp	322	RN11YC4	302	N11YC	5322	322EZ	.030
OHV; Honda GX200 OHV 6.5hp	322	RN11YC4	302	N11YC	5322	322EZ	.030
OHV with electric start; Honda GX240 OHV with electric start 8hp	322	RN11YC4	302	N11YC	5322	322EZ	.030
w/Electric start; Honda GX340 w/Electric start 11hp	322	RN11YC4	302	N11YC	5322	322EZ	.030
w/Electric start; Honda GX390 w/Electric start 13hp	322	RN11YC4	302	N11YC	5322	322EZ	.030
HIGH PRESSURE WASHERS							
V-Twin; Briggs & Stratton Vanguard V-Twin 16hp	431	RC14YC	---	---	5071	71EZ	.030
V-Twin; Kohler V-Twin 18hp	71	RC12YC	946	QC12YC	5071	71EZ	.025
PUMPS							
OHV; Briggs & Stratton Intek OHV 5.5hp	71	RC12YC	946	QC12YC	5071	71EZ	.030
Briggs & Stratton Vanguard 6hp	71	RC12YC	946	QC12YC	5071	71EZ	.030



Model/Engine	Copper Plus®		Alternate Plug		EZ Start™	EZ Start™ w/Eco-Core	Gap
	Stk #	Plug Type	Stk #	Plug Type			
BARNES							
PUMPS							
7MK, 3N, 7M, 40MV, 10M, 40M, 30M, 15M, 20M	871	RJ8C	841	J8C	5843	843EZ	.025
90M	592	RJ12C	---	---	---	---	.025
Briggs & Stratton	868	RJ19LM	861	J19LM	5861	861EZ	.030
E27W, EY25W, EY18 Robin	896	L90C	---	---	---	---	.025
Ford 240cid	129	RF10C	---	---	---	---	.030
Ford 300cid	129	RF10C	---	---	---	---	.030
Ford 361cid	129	RF10C	---	---	---	---	.030
Ford 477cid	129	RF10C	---	---	---	---	.030
Ford 534cid	129	RF10C	---	---	---	---	.030
Gasoline; Ford Gasoline 172cid	854	RH10C	844	H10C	---	---	.035
LPG; Ford LPG 172cid	896	L90C	---	---	---	---	.030
Kohler 12, 18hp	854	RH10C	844	H10C	---	---	.030
Kohler 7, 14, 24, 4, 8hp	868	RJ19LM	861	J19LM	5861	861EZ	.030
Gasoline; Teledyne Gasoline	541	RD16	516	D16	---	---	.025
LPG; Teledyne LPG	509	D9	---	---	---	---	.020
Gasoline; Wisconsin Gasoline	541	RD16	516	D16	---	---	.025
LPG; Wisconsin LPG	509	D9	---	---	---	---	.020
BARTON							
PUMPS							
AKS, VF, AKN Wisconsin	541	RD16	516	D16	---	---	.025
T-118 Chrysler	102	RJ6C	823	J6C	---	---	.025
BELL & GOSSETT							
Continental	566	M82N	---	---	---	---	.015
IHC	102	RJ6C	823	J6C	---	---	.018
BERKELY							
PUMPS							
Briggs & Stratton	868	RJ19LM	861	J19LM	5861	861EZ	.030
4-cylinder; Ford 4-cylinder	854	RH10C	844	H10C	---	---	.025
6-cylinder; Ford 6-cylinder	538	RH8C	587	H8C	---	---	.025
Wisconsin	541	RD16	516	D16	---	---	.025
BINKS							
1143, 1157, 1144, 1141, 33-1129, 1154, 1151, 1174, 33-1150	871	RJ8C	841	J8C	5843	843EZ	.025
1221, 33-1258, 1220, 1256, 33-1173, 1259	541	RD16	516	D16	---	---	.030
33-1280	404	RN12YC	38	N12YC	---	---	.030
BLUE BIRD							
PUMPS							
SA27E	849	CJ6	---	---	---	---	.025
SA38E	830	RL86C	306	L86C	---	---	.025
SE52E	859	RCJ7Y	853	CJ7Y	---	---	.025
BRADSON							
PRESSURE WASHERS							
OHV; 5.5, 5 Tecumseh OHV	104	RN4C	803	N4C	---	---	.030
OHV; Briggs & Stratton Vanguard OHV 9hp	71	RC12YC	946	QC12YC	5071	71EZ	.030
OHV; Honda OHV 5.5, 9, 6.5hp	322	RN11YC4	302	N11YC	5322	322EZ	.030
OHV; Honda OHV 5hp	415	RN9YC	300	N9YC	5322	322EZ	.030
Tecumseh 3.8hp	868	RJ19LM	861	J19LM	5861	861EZ	.030
Tecumseh 4.5hp	863	RCJ8Y	848	CJ8Y	5843	843EZ	.030
Tecumseh 8hp	871	RJ8C	841	J8C	5843	843EZ	.030
OHV; Tecumseh OHV 6.5hp	104	RN4C	803	N4C	---	---	.030
BREW							
AIR COMPRESSORS							
OHV; Honda OHV 8, 4hp	322	RN11YC4	302	N11YC	5322	322EZ	.030
BRIGGS & STRATTON							
HIGH PRESSURE WASHERS							
3000 PSI Briggs & Stratton Vanguard Series OHV 296cc	71	RC12YC	946	QC12YC	5071	71EZ	.030

**PUMPS, COMPRESSORS & REFRIGERATION UNITS**POMPES, COMPRESSEURS ET UNITÉS DE RÉFRIGÉRATION
BOMBAS, COMPRESORES Y UNIDADES DE REFRIGERACIÓN

Model/Engine	Copper Plus®		Alternate Plug		EZ Start™	EZ Start™ w/Eco-Core	Gap
	Stk #	Plug Type	Stk #	Plug Type			
BRISTER'S THUNDERWASH							
HIGH PRESSURE CLEANERS							
Briggs & Stratton 5hp	868	RJ19LM	947	QJ19LM	5861	861EZ	.030
OHV; Honda OHV 8, 5, 11hp	322	RN11YC4	302	N11YC	5322	322EZ	.030
CAIRNS MFG.							
HIGH PRESSURE CLEANERS							
OHV; Kawasaki OHV 11, 5hp	322	RN11YC4	302	N11YC	5322	322EZ	.030
CAMPBELL-HAUSFELD							
AIR COMPRESSORS & PRESSURE WASHERS							
Briggs & Stratton 8, 4, 5.5, 5, 3.75hp	868	RJ19LM	947	QJ19LM	5861	861EZ	.030
OHV; Briggs & Stratton OHV 6hp	71	RC12YC	946	QC12YC	5071	71EZ	.030
OHV; Briggs & Stratton Vanguard OHV 13hp	71	RC12YC	946	QC12YC	5071	71EZ	.030
Honda 5.5, 6.5, 11hp	322	RN11YC4	302	N11YC	5322	322EZ	.030
Kohler 10hp	854	RH10C	844	H10C	---	---	.030
Kohler 8hp	868	RJ19LM	861	J19LM	5861	861EZ	.025
OHV; Kohler OHV 12.5hp	71	RC12YC	946	QC12YC	5071	71EZ	.030
Tecumseh 10hp	868	RJ19LM	861	J19LM	5861	861EZ	.030
OHV; Tecumseh OHV 5.5hp	104	RN4C	803	N4C	---	---	.030
CARVER							
56 Chrysler	123	RN5C	120	N5C	---	---	.025
7-263 Chrysler	102	RJ6C	823	J6C	---	---	.025
A-2100 Clinton	854	RH10C	844	H10C	---	---	.025
Briggs & Stratton	868	RJ19LM	861	J19LM	5861	861EZ	.030
Continental	541	RD16	516	D16	---	---	.025
14mm Heads; D-140 LeRoi 14mm Heads	871	RJ8C	841	J8C	5843	843EZ	.025
18mm Heads; D-140 LeRoi 18mm Heads	541	RD16	516	D16	---	---	.025
D-201 LeRoi	871	RJ8C	841	J8C	5843	843EZ	.025
D-700-900 Clinton	871	RJ8C	841	J8C	5843	843EZ	.025
Ford 134cid	854	RH10C	844	H10C	---	---	.025
Ford 215cid	538	RH8C	587	H8C	---	---	.025
Ford 223cid	129	RF10C	---	---	---	---	.025
Ford 254cid	538	RH8C	587	H8C	---	---	.025
KN3YL, KN10L, KN2H, KN3H, KN2LL, KN3L, KN4H, KN8L, KN4L, KN4M	541	RD16	516	D16	---	---	.025
KN6M, KN11/2	871	RJ8C	841	J8C	5843	843EZ	.025
UD-264, UD-6 IHC	543	D89D	---	---	---	---	.025
Wisconsin	541	RD16	516	D16	---	---	.025
CAT PUMPS							
HIGH PRESSURE WASHERS							
OHV; Honda OHV 5.5, 9, 11, 13hp	322	RN11YC4	302	N11YC	5322	322EZ	.030
CHAMPION							
14mm Heads	871	RJ8C	841	J8C	5843	843EZ	.025
18mm Heads	514	D14	---	---	---	---	.025
CHICAGO PNEUMATIC (C-P)							
160, 185GZ-1, 125RG-2, 125RG-1, 25ORG-2, 105, 85, 60	871	RJ8C	841	J8C	5843	843EZ	.025
175, 85RG-1, 160RG-1	541	RD16	516	D16	---	---	.025
219, 210RG-2, 315	569	W14	---	---	---	---	.025
CLARKE							
CENTRIFUGAL, PRESSURE WASHERS & TRASH PUMPS							
Briggs & Stratton 3.5, 5, 3hp	868	RJ19LM	947	QJ19LM	5861	861EZ	.030
OHV; Honda OHV 5hp	415	RN9YC	300	N9YC	5322	322EZ	.030
OHV; Honda OHV 8hp	322	RN11YC4	302	N11YC	5322	322EZ	.030
CLARKE DELCO							
Briggs & Stratton 2, 5, 7, 10, 8.5, 9hp	868	RJ19LM	947	QJ19LM	5861	861EZ	.030
OHV; Briggs & Stratton Vanguard OHV 9hp	71	RC12YC	946	QC12YC	5071	71EZ	.030
V-Twin; Briggs & Stratton Vanguard V-Twin 16, 14hp	431	RC14YC	---	---	5071	71EZ	.030



Model/Engine	Copper Plus®		Alternate Plug		EZ Start™	EZ Start™ w/Eco-Core	Gap
	Stk #	Plug Type	Stk #	Plug Type			
CLINTON							
492T	871	RJ8C	841	J8C	5843	843EZ	.025
500P, 404T	854	RH10C	844	H10C	---	---	.025
COLEMAN							
COMPRESSOR/GENERATORS							
OHV; Honda OHV 11hp	322	RN11YC4	302	N11YC	5322	322EZ	.030
HIGH PRESSURE WASHERS							
Tecumseh 6hp	871	RJ8C	841	J8C	5843	843EZ	.030
CONTREE							
PUMPS							
Briggs & Stratton 5hp	868	RJ19LM	947	QJ19LM	5861	861EZ	.030
OHV; Honda OHV 5.5, 8hp	322	RN11YC4	302	N11YC	5322	322EZ	.030
OHV; Tecumseh OHV 5.5hp	104	RN4C	803	N4C	---	---	.030
COPELAND							
Briggs & Stratton	868	RJ19LM	861	J19LM	5861	861EZ	.030
CORNELIUS							
130R1411	871	RJ8C	841	J8C	5843	843EZ	.025
32-1505, 130R1405	868	RJ19LM	861	J19LM	5861	861EZ	.030
COULTER-AUTOMATIC							
Models 1930 And After	569	W14	---	---	---	---	.025
Models Prior To 1930	518	W18	---	---	---	---	.025
CUB CADET							
PRESSURE WASHERS							
Briggs & Stratton 6hp	868	RJ19LM	947	QJ19LM	5861	861EZ	.030
Kohler 10hp	538	RH8C	587	H8C	---	---	.030
Kohler 6hp	404	RN12YC	38	N12YC	---	---	.040
CUMMINS							
DIESEL							
NHC-250	183	CH48	---	---	---	---	
V903	167	CH3	---	---	---	---	
CURTIS							
14mm Heads; Briggs & Stratton 14mm Heads	868	RJ19LM	947	QJ19LM	5861	861EZ	.030
18mm Heads; Briggs & Stratton 18mm Heads	541	RD16	555	UD16	---	---	.025
Kohler 10hp	854	RH10C	844	H10C	---	---	.025
Refrigerator Compressors	541	RD16	555	UD16	---	---	.025
Wisconsin	541	RD16	555	UD16	---	---	.025
DAVEY							
18mm Heads; Briggs & Stratton 18mm Heads	541	RD16	516	D16	---	---	.025
Continental	541	RD16	516	D16	---	---	.025
GO198A	871	RJ8C	841	J8C	5843	843EZ	.025
HXC, RXC, JXD, HXE, RXLD Hercules	569	W14	---	---	---	---	.025
Kiekhaefer	871	RJ8C	841	J8C	5843	843EZ	.030
QXB, QXLD, JXLD, IXB Hercules	592	RJ12C	---	---	---	---	.025
UD-18A, UD-14A IHC	589	W89D	---	---	---	---	.025
VE4, ABND, VP4 Wisconsin	541	RD16	516	D16	---	---	.025
DE LAVAL							
All Models	539	W77N	---	---	---	---	.015
DEMCO							
CENTRIFUGAL & ROLLER PUMPS							
Briggs & Stratton 3, 8, 5hp	868	RJ19LM	947	QJ19LM	5861	861EZ	.030
Honda 5hp	415	RN9YC	300	N9YC	5322	322EZ	.030
OHV; Honda OHV 8, 4hp	322	RN11YC4	302	N11YC	5322	322EZ	.030
DEVILBISS							
Briggs & Stratton	868	RJ19LM	861	J19LM	5861	861EZ	.030
Kohler 10hp	854	RH10C	844	H10C	---	---	.025
Kohler 8, 24hp	868	RJ19LM	861	J19LM	5861	861EZ	.025
PG-D 503 Wrangler	896	L90C	---	---	---	---	.025
PME-501EG, PME-502EG, UALE-5030EG, PLE-501EG, PLE-502EG	840	RCJ8	843	CJ8	---	---	.025
Ranger 503 Honda G200	896	L90C	---	---	---	---	.025
TAPE-5031EG, VAPE-5030EG	830	RL86C	306	L86C	---	---	.025

**PUMPS, COMPRESSORS & REFRIGERATION UNITS**POMES, COMPRESSEURS ET UNITÉS DE RÉFRIGÉRATION
BOMBAS, COMPRESORES Y UNIDADES DE REFRIGERACIÓN

Model/Engine	Copper Plus®		Alternate Plug		EZ Start™	EZ Start™ w/Eco•Core	Gap
	Stk #	Plug Type	Stk #	Plug Type			
DEVILBISS (cont)							
UANE-5031EG, USC-521EG, UC-524EG	871	RJ8C	841	J8C	5843	843EZ	.025
Wisconsin	541	RD16	516	D16	---	---	.025
DIRT KILLER							
HIGH PRESSURE WASHERS							
OHV; Honda OHV 11, 13, 5.5hp	322	RN11YC4	302	N11YC	5322	322EZ	.030
DOBBINS							
POWER SPRAYERS							
Briggs & Stratton	868	RJ19LM	861	J19LM	5861	861EZ	.030
DOLMAR							
HIGH PRESSURE WASHERS							
HP450	852	RCJ6Y	858	CJ6Y	5852	852EZ	.030
WATER & TRASH PUMPS							
MP352.4 4-Stroke 35cc	978	RY4C	---	---	---	---	
DORMAN							
12STCAG, 12STCWG, 12S	529	D14N	---	---	---	---	.015
6-DAG, 3-DAG, 4-DAG	880	RN3C	801	N3C	---	---	.018
ECHO							
POWER WASHERS & PUMPS							
HDTP3001, TP3001, WP2001, HDTP2001, TP2001, TP3000, WP2000, WP3000	830	RL86C	306	L86C	---	---	.025
WP1500, WP1000	859	RCJ7Y	853	CJ7Y	---	---	.025
EDSON							
PUMPS							
Briggs & Stratton 9, 3hp	868	RJ19LM	947	QJ19LM	5861	861EZ	.030
ELECTRO-MAGIC							
HIGH PRESSURE CLEANERS							
2000-6, 4700GED, 1800-5	840	RCJ8	843	CJ8	---	---	.025
EMGLO							
DIVING SYSTEM COMPRESSORS							
OHV; Honda OHV 5hp	415	RN9YC	300	N9YC	5322	322EZ	.030
OHV; Honda OHV 8hp	322	RN11YC4	302	N11YC	5322	322EZ	.030
EVINRUDE							
PUMPS							
Centrifugal & Light Pressure	541	RD16	516	D16	---	---	.025
EX-CELL							
POWER WASHERS							
Briggs & Stratton 10, 5hp	868	RJ19LM	947	QJ19LM	5861	861EZ	.030
V-Twin; Briggs & Stratton Vanguard V-Twin 16hp	431	RC14YC	---	---	5071	71EZ	.030
OHC; Honda OHC 5hp	415	RN9YC	300	N9YC	5322	322EZ	.030
OHV; Honda OHV 13, 6.5hp	322	RN11YC4	302	N11YC	5322	322EZ	.030
FORD							
CH-4000 Briggs & Stratton 4hp	868	RJ19LM	861	J19LM	5861	861EZ	.030
SP-150 Briggs & Stratton 3hp	868	RJ19LM	861	J19LM	5861	861EZ	.030
SP-200 Kohler 4hp	868	RJ19LM	861	J19LM	5861	861EZ	.030
FUEL-A-PLANE							
All Models	854	RH10C	844	H10C	---	---	.025
GARDNER-DENVER							
155 Waukesha	541	RD16	516	D16	---	---	.025
6M0-779 Buda	509	D9	---	---	---	---	.025
7/8"-18 Heads; All Other Herc. 7/8"-18 Heads	569	W14	---	---	---	---	.025
Briggs & Stratton	868	RJ19LM	861	J19LM	5861	861EZ	.030
14mm Heads; Buda 14mm Heads	871	RJ8C	841	J8C	5843	843EZ	.025
18mm Heads; Buda 18mm Heads	514	D14	---	---	---	---	.025
7/8" Heads; Buda 7/8" Heads	569	W14	---	---	---	---	.025
18mm Heads; Caterpillar 18mm Heads	509	D9	---	---	---	---	.025
7/8"-18 Heads; Caterpillar 7/8"-18 Heads	518	W18	---	---	---	---	.025
Chrysler	871	RJ8C	841	J8C	5843	843EZ	.030
Climax	518	W18	---	---	---	---	.025



Model/Engine	Copper Plus®		Alternate Plug		EZ Start™	EZ Start™ w/Eco-Core	Gap
	Stk #	Plug Type	Stk #	Plug Type			
GARDNER-DENVER (cont)							
Clinton	871	RJ8C	841	J8C	5843	843EZ	.030
7/8"-18 Heads; Cushman 7/8"-18 Heads	569	W14	---	---	---	---	.025
18mm Heads; Cushman 18mm Heads	509	D9	---	---	---	---	.025
F-227, F-163, F-226, F-162 Continental	514	D14	---	---	---	---	.030
Ford 300, 240hp	22	RF11YC	---	---	---	---	.030
Ford V-8	538	RH8C	587	H8C	---	---	.030
H&H	871	RJ8C	841	J8C	5843	843EZ	.030
14mm Heads; Hercules 14mm Heads	102	RJ6C	823	J6C	---	---	.025
HXC, HXB, HXE Hercules	518	W18	---	---	---	---	.025
K325, K428, K369, GF638, GF6, L525, K393, L468 Buda	523	D23	---	---	---	---	.025
UC-135B IHC	593	RD18Y	549	D18Y	---	---	.025
V104 Ford	415	RN9YC	300	N9YC	5322	322EZ	.025
Wisconsin	514	D14	---	---	---	---	.025
GENERAC							
AIR COMPRESSORS							
1-Cylinder; AP Series 1-Cylinder	868	RJ19LM	947	QJ19LM	5861	861EZ	.030
OHV; AP Series OHV	431	RC14YC	---	---	5071	71EZ	.030
Briggs & Stratton	868	RJ19LM	861	J19LM	5861	861EZ	.030
Briggs & Stratton 5hp	868	RJ19LM	947	QJ19LM	5861	861EZ	.030
OHV; Briggs & Stratton Vanguard OHV	71	RC12YC	946	QC12YC	5071	71EZ	.030
V-Twin; Briggs & Stratton Vanguard V-Twin	431	RC14YC	---	---	5071	71EZ	.030
MC1009	868	RJ19LM	861	J19LM	5861	861EZ	.030
MC1259	71	RC12YC	946	QC12YC	5071	71EZ	.030
CENTRIFUGAL PUMPS							
Briggs & Stratton	868	RJ19LM	861	J19LM	5861	861EZ	.030
OHV; Briggs & Stratton Vanguard OHV	71	RC12YC	946	QC12YC	5071	71EZ	.030
WP2	868	RJ19LM	861	J19LM	5861	861EZ	.030
WP3, WP2T	71	RC12YC	946	QC12YC	5071	71EZ	.030
HIGH PRESSURE WASHERS							
3000 PSI Subaru OHV Single Cylinder 265cc	830	RL86C	306	L86C	---	---	.25
3500 PSI, 4000 PSI Subaru OHV Single Cylinder 404cc	830	RL86C	306	L86C	---	---	.25
Briggs & Stratton	868	RJ19LM	861	J19LM	5861	861EZ	.030
OHV; Briggs & Stratton Vanguard OHV	71	RC12YC	946	QC12YC	5071	71EZ	.030
OHV; CP Series Briggs & Stratton Intek OHV 6hp	71	RC12YC	946	QC12YC	5071	71EZ	.030
Single Cylinder; CP Series Briggs & Stratton Single Cylinder	868	RJ19LM	947	QJ19LM	5861	861EZ	.030
OHV; CP Series Briggs & Stratton Vanguard OHV	71	RC12YC	946	QC12YC	5071	71EZ	.030
OHV; CP Series OHV	104	RN4C	803	N4C	---	---	.030
MC Series	71	RC12YC	946	QC12YC	5071	71EZ	.030
Tecumseh	868	RJ19LM	861	J19LM	5861	861EZ	.030
OHV; Tecumseh OHV	104	RN4C	803	N4C	---	---	.030
GENERAL EQUIPMENT							
82005 Chrysler	874	RL82C	811	L82C	---	---	.025
GLOBAL MARINE PUMPOUT							
MARINE WASTE PUMPS							
Honda 2.5hp	846	CJ14	---	---	5846	846EZ	.030
GOLDEN STAR							
All Models	840	RCJ8	843	CJ8	---	---	.025
GORDON SMITH							
100, 150	406	RV12YC	---	---	---	---	.035
160	509	D9	---	---	---	---	.025
45, 125	541	RD16	516	D16	---	---	.035
60	561	W16Y	---	---	---	---	.030
70	404	RN12YC	38	N12YC	---	---	.030
75	592	RJ12C	---	---	---	---	.035
90	22	RF11YC	---	---	---	---	.035
Ford 302cid	406	RV12YC	---	---	---	---	.035
Ford 400cid	406	RV12YC	---	---	---	---	.035
Ford 460cid	406	RV12YC	---	---	---	---	.035
V465D Wisconsin	404	RN12YC	38	N12YC	---	---	.025

**PUMPS, COMPRESSORS & REFRIGERATION UNITS**POMPES, COMPRESSEURS ET UNITÉS DE RÉFRIGÉRATION
BOMBAS, COMPRESORES Y UNIDADES DE REFRIGERACIÓN

Model/Engine	Copper Plus®		Alternate Plug		EZ Start™	EZ Start™ w/Eco•Core	Gap
	Stk #	Plug Type	Stk #	Plug Type			
GORMAN-RUPP							
820 West Bend	830	RL86C	306	L86C	---	---	.030
82003 Chrysler	874	RL82C	811	L82C	---	---	.025
Briggs & Stratton	868	RJ19LM	861	J19LM	5861	861EZ	.030
V-Twin; Briggs & Stratton Vanguard V-Twin	431	RC14YC	---	---	5071	71EZ	.030
CCKB Onan	538	RH8C	587	H8C	---	---	.025
Ford 104cid	322	RN11YC4	302	N11YC	5322	322EZ	.025
Ford 140cid	401	RS12YC	---	---	---	---	.035
Ford 200cid	22	RF11YC	---	---	---	---	.050
Ford 370cid	406	RV12YC	---	---	---	---	.035
Gasoline; Ford Gasoline 172cid	854	RH10C	844	H10C	---	---	.030
Gasoline; Ford Gasoline 240cid	129	RF10C	---	---	---	---	.030
Gasoline; Ford Gasoline 300cid	129	RF10C	---	---	---	---	.030
Gasoline; Ford Gasoline 330cid	129	RF10C	---	---	---	---	.030
Gasoline; Ford Gasoline 361cid	854	RH10C	844	H10C	---	---	.030
LPG; Ford LPG 172cid	854	RH10C	844	H10C	---	---	.020
LPG; Ford LPG 240cid	129	RF10C	---	---	---	---	.020
LPG; Ford LPG 300cid	129	RF10C	---	---	---	---	.020
LPG; Ford LPG 361cid	854	RH10C	844	H10C	---	---	.020
OHV; Honda OHV 5.5, 8hp	322	RN11YC4	302	N11YC	5322	322EZ	.030
Kohler 4, 7hp	868	RJ19LM	861	J19LM	5861	861EZ	.030
Kohler 8, 14, 12hp	854	RH10C	844	H10C	---	---	.025
Twin; Kohler Twin 20hp	25	RV17YC	---	---	---	---	.025
TJD, THD, VG4D, AENLD, BKND, S10D, S8D, S12D, S7D, VH4D, VE4D, VF4D Wisconsin	541	RD16	516	D16	---	---	.030
UB-264, UV-549 IHC	102	RJ6C	823	J6C	---	---	.025
V465D, V461D Wisconsin	404	RN12YC	38	N12YC	---	---	.025
GOULD							
Gas Pump Model DU	840	RCJ8	843	CJ8	---	---	.025
GREEN MACHINE							
Port-a-Flo	840	RCJ8	843	CJ8	---	---	.025
GREGSON-CLARK							
PUMPS							
Briggs & Stratton 16hp	868	RJ19LM	861	QJ19LM	5861	861EZ	.030
Honda 6.5, 9, 4, 5.5, 13, 20hp	322	RN11YC4	302	N11YC	5322	322EZ	.030
GRIMMER-SCHMIDT							
Ford 302cid	406	RV12YC	---	---	---	---	.035
Ford 351cid	406	RV12YC	---	---	---	---	.035
HALE FIRE PUMPS							
20FS-WVG4, 40FC9-WVH4, 25FZZ-WAENL, 30FC9-WTJ, 30TA-WAENL, 25FR-WTJ, 30FS-WG4, 20TM-WS7, 25FA-WAENL, 40TA-WVH4, 30FZA-WAENL, 30SA-W512, 20FD-WTJ	541	RD16	516	D16	---	---	.025
20TA-B8, 15FD-B23, 20GP-B8, 20TN-B13, 20FD-B32, 15B, 20GA-B8, 15TA-B6, 25FA-B23, 25FZZ-B23, 30GP-B8, 30GA-B8, 15FC-B23, 40GC-B19, 30TA-B23, 30FZA-B23	840	RCJ8	843	CJ8	---	---	.025
30FS-C225, 40FC9-C225, FB50-C225, 20FS-C225, 50FB2-C225, FA50-C225	404	RN12YC	38	N12YC	---	---	.025
40FA-C318, 60FBI-C318, 60FR-C318, FB50-C318, FB75-C318, 45FA-C318, 50FB3-C318, 50FR-C318, FA50-C318	322	RN11YC4	302	N11YC	5322	322EZ	.025
40FA-F250, 50FA-F250, 40FC-F250	129	RF10C	---	---	---	---	.025
50FB3-C440, FB100-C440, 60FBI-C440, FB75-C440	14	RJ12YC	10	J12YC	---	---	.025
50FR-C413, 60FR-C413, 45FA-C413	123	RN5C	120	N5C	---	---	.025
V465D Wisconsin	404	RN12YC	38	N12YC	---	---	.025
HERO							
AIRLESS SPRAYERS							
OHV; Honda OHV 4hp	322	RN11YC4	302	N11YC	5322	322EZ	.030



Model/Engine	Copper Plus®		Alternate Plug		EZ Start™	EZ Start™ w/Eco-Core	Gap
	Stk #	Plug Type	Stk #	Plug Type			
HMC							
Xenoah	840	RCJ8	843	CJ8	---	---	.025
HOFFCO							
Fuji	874	RL82C	811	L82C	---	---	.025
HOMART							
Briggs & Stratton	868	RJ19LM	861	J19LM	5861	861EZ	.030
Lauson	871	RJ8C	841	J8C	5843	843EZ	.025
Wisconsin	541	RD16	516	D16	---	---	.025
HOMELITE							
HIGH PRESSURE WASHERS & PUMPS							
111S1.5, 111DP2-1A, 221432, 121TP2-1C, AP125, AP315, CC200, HAC500B, HC-520, HPW1550B, HPW2000B, HST-520, PW1500, 110SU1.5, 111B1, 111DP3-1A, 111S2, 120S3, 120TP3, AP215, AP220C, AP520, AP320, CC205, FP250, HC-320, HPW1200B, HPW2250V, HST-320, PW1750, PW2200	868	RJ19LM	947	QJ19LM	5861	861EZ	.025
160TP4-1C, HPW3000B	431	RC14YC	---	---	5071	71EZ	.025
270TP2-1, VTP4, 270S2-1, 270S2-1P, XLS1-1/2-1, XLS1-1/2-1H	840	RCJ8	843	CJ8	---	---	.025
37S, 9S3-1, 250DP3, 36S	592	RJ12C	---	---	---	---	.025
8S, 20S1-1/2-1A, 250TP2, 20DPS-1, 250S2	871	RJ8C	841	J8C	5843	843EZ	.025
Briggs & Stratton	868	RJ19LM	861	J19LM	5861	861EZ	.030
V-Twin; Briggs & Stratton Vanguard V-Twin	431	RC14YC	---	---	5071	71EZ	.030
CPW2000, CBPW3000, HCP420, HTP2, CBWPW2800, CPW2800, CBPW2500, HCP630, HPW305H, HTP3, HDP2, HDP3	322	RN11YC4	302	N11YC	5322	322EZ	.030
FP150	893	RCJ4	862	CJ4	---	---	.025
OHV; Honda OHV	322	RN11YC4	302	N11YC	5322	322EZ	.030
MB-1000, AP120	872	RDJ7Y	855	DJ7Y	---	---	.025
Robin	830	RL86C	306	L86C	---	---	.025
Waterbug, P-100	860	RDJ7J	850	DJ7J	---	---	.025
HONDA							
WATER & TRASH PUMPS							
Honda 2.5, 2.2hp	846	CJ14	---	---	5846	846EZ	.030
Mini 4-Stroke; Honda Mini 4-Stroke 1.5hp	808	Z9Y	---	---	---	---	.030
OHV; Honda OHV 3.5, 5hp	415	RN9YC	300	N9YC	5322	322EZ	.030
OHV; Honda OHV 5.5, 11, 4, 8hp	322	RN11YC4	302	N11YC	5322	322EZ	.030
WA15, WB15K2	846	CJ14	---	---	5846	846EZ	.030
WA30X, WT40XK1, WT20X, WH20X, WA20X, WT30X, WB30TDR, WB20TDR, WT20XK1, WD30X	415	RN9YC	300	N9YC	5322	322EZ	.030
WB20XK1, WH15XK1, WN30A, WMP20X, WT30XK2, WT40XK21, WDP20X, WB30XK1, WDP30X, WN20A, WD30XK1C1, WD20XK1, WD30XK1, WH20XK1, WP20X, WP30X, WT3XK1, WT3XK2, WT30X, WT30XK1, WT20XK2, WT40XK1	322	RN11YC4	302	N11YC	5322	322EZ	.030
WT30, WB30T, WA30, WA20K1, WT20, WB20T	896	L90C	---	---	---	---	.030
WX10A4, WX10A2, WX15, WX10	808	Z9Y	---	---	---	---	.030
HURRICANE							
HIGH PRESSURE WASHERS							
OHV; Honda OHV 13, 5.5, 11hp	322	RN11YC4	302	N11YC	5322	322EZ	.030
Tecumseh 10hp	868	RJ19LM	861	J19LM	5861	861EZ	.030
HUSQVARNA							
HIGH PRESSURE WASHERS							
3100 PSI Briggs & Stratton 900 Series OHV 9.00 ft-lbs Gross Torque 205cc	71	RC12YC	946	QC12YC	5071	71EZ	.030
3300 PSI Briggs & Stratton 1150 Series OHV 250cc	71	RC12YC	946	QC12YC	5071	71EZ	.030
HYDRA STORM							
HIGH PRESSURE WASHERS							
Briggs & Stratton 11, 5hp	868	RJ19LM	947	QJ19LM	5861	861EZ	.030
Briggs & Stratton Intek 5.5hp	71	RC12YC	946	QC12YC	5071	71EZ	.030
OHV; Briggs & Stratton Vanguard OHV 13, 9hp	71	RC12YC	946	QC12YC	5071	71EZ	.030
OHV; Honda OHV 13, 11hp	322	RN11YC4	302	N11YC	5322	322EZ	.030
OHV; Honda OHV 5.5hp	415	RN9YC	300	N9YC	5322	322EZ	.030
Tecumseh 8, 10, 3.5hp	871	RJ8C	841	J8C	5843	843EZ	.030
OHV; Tecumseh OHV 5.5hp	104	RN4C	803	N4C	---	---	.030



PUMPS, COMPRESSORS & REFRIGERATION UNITS

POMPES, COMPRESSEURS ET UNITÉS DE RÉFRIGÉRATION
BOMBAS, COMPRESORES Y UNIDADES DE REFRIGERACIÓN



Model/Engine	Copper Plus®		Alternate Plug		EZ Start™	EZ Start™ w/Eco•Core	Gap
	Stk #	Plug Type	Stk #	Plug Type			
HYPRO							
WATER PUMPS							
Briggs & Stratton 3, 11, 10, 8, 6, 4, 3.5, 12, 14hp	868	RJ19LM	947	QJ19LM	5861	861EZ	.030
Twin; Briggs & Stratton Twin 18hp	868	RJ19LM	947	QJ19LM	5861	861EZ	.030
OHV; Honda OHV	322	RN11YC4	302	N11YC	5322	322EZ	.030
IMC							
AIR COMPRESSORS							
OHV; Honda OHV 5.5hp	322	RN11YC4	302	N11YC	5322	322EZ	.030
INDUSTRIAL ENGINEERING							
PUMPS							
VA, VM High Pressure	102	RJ6C	823	J6C	---	---	.025
INGERSOLL-RAND							
12, CR125, GKA160, GKAC, 16A, MF185, T40, 18, 24, 55, K500, ER210, D60, GK, GKA315, GKA210, GKRC, GKRC16, GKA500	541	RD16	516	D16	---	---	.025
2420F11G Kohler	854	RH10C	844	H10C	---	---	.025
3-R-30, GRB125, 3-R-36, GRA125	871	RJ8C	841	J8C	5843	843EZ	.025
D85, GK105, GKRC8	569	W14	---	---	---	---	.025
G125, G175, GRR160, GRR150 IHC UC-200	526	RD15Y	515	D15Y	---	---	.025
G175, G150, GRR160	526	RD15Y	515	D15Y	---	---	.025
GH160 IHC C196	14	RJ12YC	10	J12YC	---	---	.025
GIH160	322	RN11YC4	302	N11YC	5322	322EZ	.030
GR250, XL-SPL Waukesha WAKO	541	RD16	516	D16	---	---	.025
GR85, GR105, 315 Waukesha 140GS	541	RD16	516	D16	---	---	.025
GRR160 White-Hercules G2300	102	RJ6C	823	J6C	---	---	.025
GRR85 IHC UC-135B	526	RD15Y	515	D15Y	---	---	.025
GRR85 White-Hercules G1600	102	RJ6C	823	J6C	---	---	.025
GRRH85, GXL175, GH85	102	RJ6C	823	J6C	---	---	.025
OHV; Honda OHV 5.5, 11hp	322	RN11YC4	302	N11YC	5322	322EZ	.030
IKQ, 1KA315, IKA210, IKA500, IK315	589	W89D	---	---	---	---	.035
OHV; Kawasaki OHV 11.5hp	322	RN11YC4	302	N11YC	5322	322EZ	.030
Kohler 12.5hp	868	RJ19LM	861	J19LM	5861	861EZ	.030
P-125-W-W White-Hercules G1600	871	RJ8C	841	J8C	5843	843EZ	.030
P-175-W-W, P-100-W-W	871	RJ8C	841	J8C	5843	843EZ	.030
2.3L; P100WF Ford 2.3L	401	RS12YC	---	---	---	---	.044
IPT							
HIGH PRESSURE & TRASH PUMPS							
Briggs & Stratton 5hp	868	RJ19LM	947	QJ19LM	5861	861EZ	.030
OHV; Honda OHV 5.5hp	322	RN11YC4	302	N11YC	5322	322EZ	.030
JACUZZI							
AIR COMPRESSORS							
Briggs & Stratton	868	RJ19LM	861	J19LM	5861	861EZ	.030
CONTRACTORS PUMPS							
15M, 5M, 8M, 10M	840	RCJ8	843	CJ8	---	---	.025
30M, 20M, 25M	541	RD16	516	D16	---	---	.025
JET PUMPS							
1ZRM2, 15ZJH	840	RCJ8	843	CJ8	---	---	.025
SERIES TZ, FTZ							
Wisconsin THD, S10D	541	RD16	516	D16	---	---	.025
SERIES ZJY, ZJS							
Briggs & Stratton	868	RJ19LM	861	J19LM	5861	861EZ	.030
Wisconsin S8D	541	RD16	516	D16	---	---	.025
JAEGER							
14mm Heads	592	RJ12C	---	---	---	---	.025
Stover	541	RD16	516	D16	---	---	.025
Wisconsin VE4, AG, AGH	541	RD16	516	D16	---	---	.030



Model/Engine	Copper Plus®		Alternate Plug		EZ Start™	EZ Start™ w/Eco-Core	Gap
	Stk #	Plug Type	Stk #	Plug Type			
JENNEY							
HIGH PRESSURE WASHERS & STEAM CLEANERS							
Briggs & Stratton	868	RJ19LM	861	J19LM	5861	861EZ	.030
Kohler 14hp	854	RH10C	844	H10C	---	---	.030
Kohler 4hp	868	RJ19LM	861	J19LM	5861	861EZ	.030
Series 900, 1800, 1200, 3000	868	RJ19LM	947	QJ19LM	5861	861EZ	.030
JOHN DEERE							
20 Portable Pumps, 15, A300 Compressor	871	RJ8C	841	J8C	5843	843EZ	.025
235AP, 250AP, 235CT, 235CP	868	RJ19LM	947	QJ19LM	5861	861EZ	.030
6076AFN30 150, 200hp	218	RC78PYP	---	---	---	---	.015
TA92	854	RH10C	844	H10C	---	---	.025
HIGH PRESSURE WASHERS							
3800 PSI Honda GX390 390cc	322	RN11YC	302	N11YC	5322	322EZ	.030
JONSERED							
WP25	859	RCJ7Y	853	CJ7Y	---	---	.030
JOY							
All Other Buda Eng's.	518	W18	---	---	---	---	.025
Buda 4B-182, 6B-273	871	RJ8C	841	J8C	5843	843EZ	.025
Buda ET-350, JV-6, JK-4, JL-877, BTH, JV-4	569	W14	---	---	---	---	.025
14mm Heads; Buda H-173, HP-205 14mm Heads	592	RJ12C	---	---	---	---	.025
18mm Heads; Buda H-173, HP-205 18mm Heads	502	D21	---	---	---	---	.025
Buda HP-234, K-428, HP-217	523	D23	---	---	---	---	.025
Buda HP-351	541	RD16	516	D16	---	---	.025
14mm Heads; Buda LO-525 14mm Heads	871	RJ8C	841	J8C	5843	843EZ	.025
18mm Heads; Buda LO-525 18mm Heads	523	D23	---	---	---	---	.025
14mm Heads; Case SE 14mm Heads	592	RJ12C	---	---	---	---	.025
18mm Heads; Case SE 18mm Heads	502	D21	---	---	---	---	.025
Continental	541	RD16	555	UD16	---	---	.025
Hercules GO-339, G-3400	102	RJ6C	823	J6C	---	---	.025
Hercules HXE	569	W14	---	---	---	---	.025
IHC UD-1091, UD-18A, UD-24	589	W89D	---	---	---	---	.025
IHC UD-16, UD-9	543	D89D	---	---	---	---	.025
K.E.W.							
HIGH PRESSURE CLEANERS							
3002KB, 4203KB	806	L92YC	---	---	---	---	.025
KARCHER							
HIGH PRESSURE PUMPS							
Briggs & Stratton Intek 6hp	71	RC12YC	946	QC12YC	5071	71EZ	.030
Single Cylinder; Briggs & Stratton Single Cylinder	868	RJ19LM	947	QJ19LM	5861	861EZ	.030
OHV; Briggs & Stratton Vanguard OHV 9hp	71	RC12YC	946	QC12YC	5071	71EZ	.030
V-Twin; Briggs & Stratton Vanguard V-Twin 16hp	431	RC14YC	---	---	5071	71EZ	.030
OHV; Honda OHV 13, 11hp	322	RN11YC4	302	N11YC	5322	322EZ	.030
OHV; Honda OHV 5hp	415	RN9YC	300	N9YC	5322	322EZ	.030
Kawasaki 3hp	840	RCJ8	843	CJ8	---	---	.030
Tecumseh 3.8hp	868	RJ19LM	861	J19LM	5861	861EZ	.030
OHV; Tecumseh OHV 5hp	104	RN4C	803	N4C	---	---	.030
HIGH PRESSURE WASHERS							
2500 PSI Honda GC Series 160cc	322	RN11YC	302	N11YC	5322	322EZ	.030
2800 PSI Honda GC Series 190cc	322	RN11YC	302	N11YC	5322	322EZ	.030
3200 PSI Honda GX Series 200cc	322	RN11YC	302	N11YC	5322	322EZ	.030
KAWASAKI							
TRASH & WATER PUMPS							
OHV; Kawasaki OHV 5.5, 4, 8, 9.5hp	322	RN11YC4	302	N11YC	5322	322EZ	.030
KECO							
MARINE WASTE PUMPS							
Pump-A-Head Jr. Briggs & Stratton 3, 3.5hp	868	RJ19LM	947	QJ19LM	5861	861EZ	.030

**PUMPS, COMPRESSORS & REFRIGERATION UNITS**POMES, COMPRESSEURS ET UNITÉS DE RÉFRIGÉRATION
BOMBAS, COMPRESORES Y UNIDADES DE REFRIGERACIÓN

Model/Engine	Copper Plus®		Alternate Plug		EZ Start™	EZ Start™ w/Eco•Core	Gap
	Stk #	Plug Type	Stk #	Plug Type			
KMI							
HIGH PRESSURE CLEANERS							
Briggs & Stratton 11, 5, 10hp	868	RJ19LM	947	QJ19LM	5861	861EZ	.030
OHV; Honda OHV 13, 9, 11hp	322	RN11YC4	302	N11YC	5322	322EZ	.030
Robin 11, 4.8, 8hp	830	RL86C	306	L86C	---	---	.025
KOSHIN							
DEWATERING PUMPS							
SE-50EX Robin EX13 4.5hp	830	RL86C	306	L86C	---	---	.025
SE-80EX Robin EX17 6hp	830	RL86C	306	L86C	---	---	.025
SEH-25L Honda GX25 1hp 25cc	978	RY4C	---	---	---	---	.024
SEH-50X Honda GX120 4hp	322	RN11YC4	302	N11YC	5322	322EZ	.030
SEH-80X Honda GX160 5.5hp	415	RN9YC	---	---	5322	322EZ	.028
HIGH PRESSURE PUMPS							
SERH-50B Honda GX160 5.5hp	415	RN9YC	---	---	5322	322EZ	.028
SEMI-TRASH PUMPS							
SEH-50T Honda GX120 4hp	322	RN11YC4	302	N11YC	5322	322EZ	.030
SEH-80T Honda GX160 5.5hp	415	RN9YC	---	---	5322	322EZ	.028
THERMOPLASTIC PUMPS							
PGH-50 Honda GC135 4hp	322	RN11YC4	302	N11YC	5322	322EZ	.030
TRASH PUMP							
KTH-100X Honda GX340 11hp	322	RN11YC4	302	N11YC	5322	322EZ	.030
KTH-50X Honda GX160 5.5hp	415	RN9YC	---	---	5322	322EZ	.028
KTH-80X Honda GX240 8hp	322	RN11YC4	302	N11YC	5322	322EZ	.030
KUBOTA							
GS130, GS288, GS200	806	L92YC	---	---	---	---	.025
KGP30, KGP20T, KGP20, KGP40, KGP15, KGPD30, KGP30T	929	RL95YC	---	---	---	---	.025
KVP40, KVP20T, KVP20, KVP30, KVP20S, KVP40T, KVP30T	327	RL87YC	312	L87YC	---	---	.025
KUKER							
SPRAYERS							
Briggs & Stratton	868	RJ19LM	861	J19LM	5861	861EZ	.030
Tecumseh	868	RJ19LM	861	J19LM	5861	861EZ	.030
LANCASTER							
All Other Models	871	RJ8C	841	J8C	5843	843EZ	.025
Mini-Pump	846	CJ14	---	---	5846	846EZ	.025
LANDA							
HIGH PRESSURE WASHERS							
Single-Cylinder; Briggs & Stratton Single-Cylinder	868	RJ19LM	947	QJ19LM	5861	861EZ	.030
OHV; Briggs & Stratton Vanguard OHV 5.5, 9hp	71	RC12YC	946	QC12YC	5071	71EZ	.030
V-Twin; Briggs & Stratton Vanguard V-Twin 16hp	431	RC14YC	---	---	5071	71EZ	.030
OHV; Honda OHV 11, 5.5, 13, 8, 9hp	322	RN11YC4	302	N11YC	5322	322EZ	.030
OHV; Honda OHV 5hp	415	RN9YC	300	N9YC	5322	322EZ	.030
V-Twin; Honda V-Twin 20hp	322	RN11YC4	302	N11YC	5322	322EZ	.030
Twin; Onan Twin 24hp	909	RS17YX	---	---	---	---	.025
LE ROI							
HIGH PRESSURE WASHERS							
100RG1, 250RG2, 130RG1, 160RG1, 150RG1, 175SG1	526	RD15Y	515	D15Y	---	---	.025
Magnito Ignition; 105G1U, 105G2, 105G1T, 105G1 Magnito Ignition	592	RJ12C	---	---	---	---	.025
18mm Heads; 125RG-1 18mm Heads	541	RD16	516	D16	---	---	.025
125RG-1 Ford	854	RH10C	844	H10C	---	---	.025
125RG-1 LeRoi	123	RN5C	120	N5C	---	---	.025
150RG2	123	RN5C	120	N5C	---	---	.025
60G1 Magnito Ignition	592	RJ12C	---	---	---	---	.025
75RG1, 85RG1	541	RD16	516	D16	---	---	.025
3/8" Reach; 85G1, 125G1, 125G2, 125TA, 150RG2 3/8" Reach Magnito Ignition	592	RJ12C	---	---	---	---	.025
3/4" Reach; 85G1, 125G1, 125TA, 125RG2, 150RG2 3/4" Reach	123	RN5C	120	N5C	---	---	.025
3/8" Reach; 85G1, 125G2, 125G1, 125TA, 150RG2 3/8" Reach Distributor Ignition	58	RJ18YC	---	---	---	---	.025
Kohler 10, 12hp	854	RH10C	844	H10C	---	---	.025
Onan NHCV, NH	538	RH8C	587	H8C	---	---	.025
Wisconsin VH4D	541	RD16	516	D16	---	---	.025

**PUMPS, COMPRESSORS & REFRIGERATION UNITS**POMPES, COMPRESSEURS ET UNITÉS DE RÉFRIGÉRATION
BOMBAS, COMPRESORES Y UNIDADES DE REFRIGERACIÓN

Model/Engine	Copper Plus®		Alternate Plug		EZ Start™	EZ Start™ w/Eco-Core	Gap
	Stk #	Plug Type	Stk #	Plug Type			
LESCO							
HIGH PRESSURE WASHERS							
Briggs & Stratton 5hp	868	RJ19LM	947	QJ19LM	5861	861EZ	.030
LINCOLN							
Briggs & Stratton	868	RJ19LM	861	J19LM	5861	861EZ	.030
Continental	541	RD16	555	UD16	---	---	.025
Wisconsin	541	RD16	555	UD16	---	---	.025
LORAIN							
Type 07, A9	545	W85N	---	---	---	---	.025
MAKITA							
CENTRIFUGAL & TRASH PUMPS							
EHW120, DBC340	852	RCJ6Y	858	CJ6Y	5852	852EZ	.025
EW100R	863	RCJ8Y	848	CJ8Y	5843	843EZ	.025
EW300R, EW300TR, EW200TR, EW200R	830	RL86C	306	L86C	---	---	.025
EW400TR	327	RL87YC	312	L87YC	---	---	.025
MALL							
2-Cycle	102	RJ6C	823	J6C	---	---	.025
4-Cycle	871	RJ8C	841	J8C	5843	843EZ	.025
MARK							
-40, -30, QP-15, -20	830	RL86C	306	L86C	---	---	.025
QP-60	871	RJ8C	841	J8C	5843	843EZ	.025
MARUYAMA							
PISTON PUMPS							
MS154PS30, MS154PS50, MS154-50PTR, MS154PS100, MS154-50P Honda 2.2hp	846	CJ14	---	---	5846	846EZ	.030
MS330-100PBU, MS330PS100, MS330PS50, MS330-100P Honda 5.5, 4hp	322	RN11YC4	302	N11YC	5322	322EZ	.030
MS413PS100, MS413-100P, MS413PS50, MS413-200P Honda 5.5, 4hp	322	RN11YC4	302	N11YC	5322	322EZ	.030
POWER SPRAYERS							
MS046, MS056, MS045D, MS055ED, MS055D	863	RCJ8Y	848	CJ8Y	5843	843EZ	.025
MS153EMH, MS153-50T	846	CJ14	---	---	5846	846EZ	.030
MS253-50T	929	RL95YC	---	---	---	---	.030
MS253ECH	322	RN11YC4	302	N11YC	5322	322EZ	.030
MS253ECKFR	929	RL95YC	---	---	---	---	.025
MS410EC-2MR	840	RCJ8	843	CJ8	---	---	.030
WATER PUMPS							
MP2520EZM, MP2500E2	840	RCJ8	843	CJ8	---	---	.030
MP2532E2, ML23P	863	RCJ8Y	848	CJ8Y	5843	843EZ	.030
MP4020E, MP5020E	929	RL95YC	---	---	---	---	.025
MP8020EH, MP5020EH, MP4020EH	322	RN11YC4	302	N11YC	5322	322EZ	.030
MASTER							
20M	502	D21	---	---	---	---	.025
40MW	854	RH10C	844	H10C	---	---	.025
90MW Ford 240cid	129	RF10C	---	---	---	---	.025
90MW Ford 256cid	123	RN5C	120	N5C	---	---	.025
ML305, ML309, 5M, MK70, ML203, ML153, ML307, MR2D1, MR3D1	871	RJ8C	841	J8C	5843	843EZ	.025
ML4014, 40M, 30M, 10M, 17M	541	RD16	516	D16	---	---	.025
MCCULLOCH							
200, 400, Models 150, 300	871	RJ8C	841	J8C	5843	843EZ	.025
All Other Models	102	RJ6C	823	J6C	---	---	.025
Pro Deluxe, Aqua Mac 21.2cc	865	RDJ8J	847	DJ8J	5847	847EZ	.025
MCGOWAN							
Briggs & Stratton	868	RJ19LM	861	J19LM	5861	861EZ	.030
Clinton	871	RJ8C	841	J8C	5843	843EZ	.025
Continental	541	RD16	516	D16	---	---	.025
Le Roi	592	RJ12C	---	---	---	---	.025
Wisconsin	541	RD16	516	D16	---	---	.025



Model/Engine	Copper Plus®		Alternate Plug		EZ	EZ Start™	Gap
	Stk #	Plug Type	Stk #	Plug Type	Start™	w/Eco-Core	
NORTHSTAR (cont)							
HIGH PRESSURE WASHERS & PUMPS (cont)							
Tecumseh 8hp	871	RJ8C	841	J8C	5843	843EZ	.030
OHV; Tecumseh OHV 5.5hp	104	RN4C	803	N4C	---	---	.030
NOVO							
133, L3M-11/2	871	RJ8C	841	J8C	5843	843EZ	.025
3W2, AU Pressure, L15M-3, L30M-4, 4W2, 4W, AD3W Diaphragm, L20M-3 Pronto Prime, L10M-2, L40M-4N Pronto Prime	541	RD16	516	D16	---	---	.025
47, 95, 66, 133, CW Series 33	514	D14	---	---	---	---	.025
All 1/2"-14 Pipe Heads	525	25	---	---	---	---	.025
BA-23	102	RJ6C	823	J6C	---	---	.025
18mm Heads; CA-33, DA-33, A-16 18mm Heads	514	D14	---	---	---	---	.025
14mm Heads; DA-33 14mm Heads	102	RJ6C	823	J6C	---	---	.025
DW Pressure, DV	592	RJ12C	---	---	---	---	.025
L9M-6C Pronto Pump	868	RJ19LM	861	J19LM	5861	861EZ	.025
O & R							
Orline	840	RCJ8	843	CJ8	---	---	.025
OHLER							
Briggs & Stratton	868	RJ19LM	861	J19LM	5861	861EZ	.030
Clinton	868	RJ19LM	861	J19LM	5861	861EZ	.030
Wisconsin	541	RD16	516	D16	---	---	.025
OLYMPIA ROSS							
Fire Pump Type-D	514	D14	---	---	---	---	.025
OLYMPYK							
WATER PUMPS							
PA1040, SA30, PA1100H, PA1030, SA45, SA18	859	RCJ7Y	853	CJ7Y	---	---	.025
ONAN							
AJ-MC, CCK-MC, LK-MC, J60-13-MCHV	538	RH8C	587	H8C	---	---	.025
OTTERBINE							
PUMPS							
Briggs & Stratton 8hp	868	RJ19LM	947	QJ19LM	5861	861EZ	.030
PACER							
PUMPS							
Briggs & Stratton 5, 8, 3.5, 3hp	868	RJ19LM	947	QJ19LM	5861	861EZ	.030
Briggs & Stratton Intek 5.5, 8hp	71	RC12YC	946	QC12YC	5071	71EZ	.030
OHV; Briggs & Stratton Vanguard OHV 5.5, 9hp	71	RC12YC	946	QC12YC	5071	71EZ	.030
OHV; Honda OHV 5.5, 8hp	322	RN11YC4	302	N11YC	5322	322EZ	.030
OHV; Kohler OHV 8.5hp	405	RN14YC	---	---	5322	322EZ	.030
Tecumseh 7, 8hp	871	RJ8C	841	J8C	5843	843EZ	.030
PACIFIC HYDROSTAR							
HIGH PRESSURE WASHERS							
Briggs & Stratton 5, 11hp	868	RJ19LM	947	QJ19LM	5861	861EZ	.030
V-Twin; Briggs & Stratton Vanguard V-Twin 16hp	431	RC14YC	---	---	5071	71EZ	.030
OHV; Honda OHV 13, 5.5, 11hp	322	RN11YC4	302	N11YC	5322	322EZ	.030
PACIFIC PUMPER							
5A, S, BE	871	RJ8C	841	J8C	5843	843EZ	.025
6Y-8	592	RJ12C	---	---	---	---	.025
18mm Heads; A, U, Z, YB, Y, NY, N 18mm Heads	509	D9	---	---	---	---	.025
Briggs & Stratton	868	RJ19LM	861	J19LM	5861	861EZ	.030
MK-26	874	RL82C	811	L82C	---	---	.025
MK-2M, MK-25, MK-3, MK-2, MK-75	509	D9	---	---	---	---	.025
MK-I, GA	102	RJ6C	823	J6C	---	---	.025
TJD-14S, TSA-8, WGC-4	541	RD16	516	D16	---	---	.025
Wisconsin	541	RD16	516	D16	---	---	.030
WX, WA, TSA-8	541	RD16	516	D16	---	---	.030
14mm Heads; Z 14mm Heads	102	RJ6C	823	J6C	---	---	.025
7/8"-18 Heads; Z 7/8"-18 Heads	569	W14	---	---	---	---	.025

**PUMPS, COMPRESSORS & REFRIGERATION UNITS**POMPES, COMPRESSEURS ET UNITÉS DE RÉFRIGÉRATION
BOMBAS, COMPRESORES Y UNIDADES DE REFRIGERACIÓN

Model/Engine	Copper Plus®		Alternate Plug		EZ Start™	EZ Start™ w/Eco•Core	Gap
	Stk #	Plug Type	Stk #	Plug Type			
PLUS POWER							
COMPRESSORS & PUMPS							
DEP8018, 4090W, 1040W, DEP5013	830	RL86C	306	L86C	---	---	.025
Wisconsin 8, 5, 3hp	830	RL86C	306	L86C	---	---	.025
POLARIS							
PUMPS							
PPS305, PP205T, PPS205, PPS305T	830	RL86C	306	L86C	---	---	.025
PPS305D	104	RN4C	803	N4C	---	---	.030
Robin	871	RJ8C	841	J8C	5843	843EZ	.025
PORTO-PUMP							
Camel Models, Standard	541	RD16	516	D16	---	---	.025
POULAN PUMPS							
3H-5M, 3H-151, 5H-173, 5H-212T, 3H-8M, 5H-10M	840	RCJ8	843	CJ8	---	---	.025
POWER PAK							
All Models	592	RJ12C	---	---	---	---	.025
PRESSURE QUEEN							
All Models	592	RJ12C	---	---	---	---	.025
PUMPTEC							
SELF-PRIMING PUMPS							
Tecumseh 3.8hp	868	RJ19LM	861	J19LM	5861	861EZ	.030
REDLINE							
SA18, SA30	859	RCJ7Y	853	CJ7Y	---	---	.030
SA45	840	RCJ8	843	CJ8	---	---	.030
REMINGTON							
All Models	102	RJ6C	823	J6C	---	---	.025
REX							
40MW Continental	541	RD16	516	D16	---	---	.025
ROBCO							
Rascal	102	RJ6C	823	J6C	---	---	.025
ROBIN							
PUMPS							
EC041ETR, SDE041, EC04ER	863	RCJ8Y	848	CJ8Y	5843	843EZ	.025
PKV101, PKX201ST, PKX301ST, SD04, PKX201, PKX201H, PKX301, PKX201T, SD04-2B	874	RL82C	811	L82C	---	---	.025
PTG109, SD06, EC025GR, SP06B, SD06-B	830	RL86C	306	L86C	---	---	.025
PTV205, PTV205ST, PTV305D	104	RN4C	803	N4C	---	---	.025
PTV305ST, PTV405, PT305T, PTV205H, PTV205T, PTV305	327	RL87YC	312	L87YC	---	---	.025
PTV405T, RGV12000, RGV13000T	415	RN9YC	300	N9YC	5322	322EZ	.025
SDT250, SDT400	840	RCJ8	843	CJ8	---	---	.025
ROILINE							
A114	592	RJ12C	---	---	---	---	.025
SANBORN							
Briggs & Stratton	868	RJ19LM	861	J19LM	5861	861EZ	.030
SCHRAMM							
105 Buda HP217	541	RD16	516	D16	---	---	.025
105 IHC U-6	541	RD16	516	D16	---	---	.025
125 GOH	854	RH10C	844	H10C	---	---	.025
Diesel; 125 Pneumapower Diesel	543	D89D	---	---	---	---	.025
Gasoline; 125 Pneumapower Gasoline	541	RD16	516	D16	---	---	.025
125, 160 Pneumapower	526	RD15Y	515	D15Y	---	---	.030
210 Buda LS-525	541	RD16	516	D16	---	---	.025
210 IHC UD-14A	589	W89D	---	---	---	---	.025
Gasoline; 250 Unistage Gasoline	541	RD16	555	UD16	---	---	.025
Diesel; 250, 250 Pneumatractor Diesel	589	W89D	---	---	---	---	.025
315 Buda MS-766	102	RJ6C	823	J6C	---	---	.025
315 IHC PD-40	589	W89D	---	---	---	---	.025
315 IHC PD-80	589	W89D	---	---	---	---	.025
315 IHC UD-18A	589	W89D	---	---	---	---	.025
35, 40 Pneumapower, 20	541	RD16	555	UD16	---	---	.025



Model/Engine	Copper Plus®		Alternate Plug		EZ Start™	EZ Start™ w/Eco-Core	Gap
	Stk #	Plug Type	Stk #	Plug Type			
SCHRAMM (cont)							
60, 100 Pneumapower, 85, 75, 80	91	H14Y	---	---	---	---	.030
600 IHC UD-1091	589	W89D	---	---	---	---	.025
600 IHC UD-24A	589	W89D	---	---	---	---	.025
600TC	589	W89D	---	---	---	---	.025
Fordair	854	RH10C	844	H10C	---	---	.025
SHARK							
PRESSURE WASHERS							
Honda 9, 5.5, 13, 11, 6.5hp	322	RN11YC4	302	N11YC	5322	322EZ	.030
SHARPE							
All Other Models	871	RJ8C	841	J8C	5843	843EZ	.025
Wisconsin	541	RD16	516	D16	---	---	.025
SHINDAIWA							
WATER PUMPS							
GP450, GP45, GP25	840	RCJ8	843	CJ8	---	---	.025
SIMPSON							
HIGH PRESSURE WASHERS							
2200 PSI Briggs & Stratton 550 Series 158cc	868	RJ19LM	868LMC	RJ19LMC	5861	861EZ	.020
2600 PSI Honda GCV Series 160cc	322	RN11YC	302	N11YC	5322	322EZ	.030
3000 PSI Briggs & Stratton INTEK Series 249cc	71	RC12YC	946	QC12YC	5071	71EZ	.030
3100 PSI, 3000 PSI Honda GCV Series 187cc	322	RN11YC	302	N11YC	5322	322EZ	.030
3200 PSI Honda GX Series 196cc	322	RN11YC	302	N11YC	5322	322EZ	.030
3800 PSI Honda GX Series 270cc	322	RN11YC	302	N11YC	5322	322EZ	.030
4000 PSI Briggs & Stratton Vanguard Series 570cc	71	RC12YC	946	QC12YC	5071	71EZ	.030
4200 PSI Honda GX Series 389cc	322	RN11YC	302	N11YC	5322	322EZ	.030
5000 PSI Honda GX Series Commercial 620cc	322	RN11YC	302	N11YC	5322	322EZ	.030
HIGH PRESSURE WASHERS, SAND BLASTERS							
Briggs & Stratton 9, 11, 8, 5hp	868	RJ19LM	947	QJ19LM	5861	861EZ	.030
OHV; Briggs & Stratton Vanguard OHV 5.5, 13, 9hp	71	RC12YC	946	QC12YC	5071	71EZ	.030
V-Twin; Briggs & Stratton Vanguard V-Twin 16, 18hp	431	RC14YC	---	---	5071	71EZ	.030
OHV; Honda OHV 5.5, 13, 11, 6.5, 9hp	322	RN11YC4	302	N11YC	5322	322EZ	.030
V-Twin; Honda V-Twin 18, 20hp	322	RN11YC4	302	N11YC	5322	322EZ	.030
Twin; Kohler Twin 16, 20hp	25	RV17YC	---	---	---	---	.025
V-Twin; Kohler V-Twin 20, 22hp	71	RC12YC	946	QC12YC	5071	71EZ	.030
Robin W1-185, W1-390	830	RL86C	306	L86C	---	---	.025
Robin W1-280	327	RL87YC	312	L87YC	---	---	.025
SMITH							
Chrysler 8, 32, 22A, 22, 16A, 15, 16	592	RJ12C	---	---	---	---	.025
Continental B-427, F-227, F-427	514	D14	---	---	---	---	.025
Continental R-602	509	D9	---	---	---	---	.025
Ford 254cid	538	RH8C	587	H8C	---	---	.025
Ford 302cid	129	RF10C	---	---	---	---	.025
Hercules RXC	871	RJ8C	841	J8C	5843	843EZ	.025
Wisconsin VG4D	514	D14	---	---	---	---	.025
SNAPPER							
HIGH PRESSURE WASHERS							
OHV; Briggs & Stratton Intek OHV 6hp	71	RC12YC	946	QC12YC	5071	71EZ	.030
Briggs & Stratton Vanguard 7.5, 13hp	71	RC12YC	946	QC12YC	5071	71EZ	.030
SOLO							
Floating Pump 830	830	RL86C	306	L86C	---	---	.025
SPARTAN							
SP30	849	CJ6	---	---	---	---	.025
SPRAK							
HIGH PRESSURE WASHERS							
Briggs & Stratton 11, 5, 8hp	868	RJ19LM	947	QJ19LM	5861	861EZ	.030
Twin; Briggs & Stratton Twin 18hp	868	RJ19LM	947	QJ19LM	5861	861EZ	.030
OHV; Briggs & Stratton Vanguard OHV 9, 13hp	71	RC12YC	946	QC12YC	5071	71EZ	.030
V-Twin; Briggs & Stratton Vanguard V-Twin 16hp	431	RC14YC	---	---	5071	71EZ	.030
OHV; Honda OHV 5.5, 13, 8, 11hp	322	RN11YC4	302	N11YC	5322	322EZ	.030
OHV; Honda OHV 5hp	415	RN9YC	300	N9YC	5322	322EZ	.030
V-Twin; Honda V-Twin 18, 20hp	322	RN11YC4	302	N11YC	5322	322EZ	.030

**PUMPS, COMPRESSORS & REFRIGERATION UNITS**POMES, COMPRESSEURS ET UNITÉS DE RÉFRIGÉRATION
BOMBAS, COMPRESORES Y UNIDADES DE REFRIGERACIÓN

Model/Engine	Copper Plus®		Alternate Plug		EZ Start™	EZ Start™ w/Eco•Core	Gap
	Stk #	Plug Type	Stk #	Plug Type			
SPRAK (cont)							
HIGH PRESSURE WASHERS (cont)							
Kohler 20, 23hp	854	RH10C	844	H10C	---	---	.025
V-Twin; Kohler V-Twin 18, 20, 25hp	71	RC12YC	946	QC12YC	5071	71EZ	.040
SPRAY CLEAN							
HIGH PRESSURE WASHERS							
Briggs & Stratton 3.75hp	868	RJ19LM	947	QJ19LM	5861	861EZ	.030
STEAM-JET							
STEAM CLEANERS							
505	877	Y82	---	---	---	---	.025
STERLING							
18mm Heads	541	RD16	516	D16	---	---	.025
7/8"-18 Heads	569	W14	---	---	---	---	.025
STIHL							
HIGH PRESSURE WASHERS & PUMPS							
P840	830	RL86C	306	L86C	---	---	.030
RB400K, RB220K	415	RN9YC	300	N9YC	5322	322EZ	.030
STOW							
CENTRIFUGAL, DIAPHRAGM & TRASH PUMPS							
Briggs & Stratton 5, 8hp	868	RJ19LM	947	QJ19LM	5861	861EZ	.030
OHV; Honda OHV 4, 8, 5.5hp	322	RN11YC4	302	N11YC	5322	322EZ	.030
STRUNK							
Briggs & Stratton 3.75hp	868	RJ19LM	947	QJ19LM	5861	861EZ	.030
SUNSET							
WASTE PUMPS							
Briggs & Stratton 5hp	868	RJ19LM	947	QJ19LM	5861	861EZ	.030
TANAKA							
JP-25, MCP-50, PCP-3	102	RJ6C	823	J6C	---	---	.025
QCP-12, QCP-121	840	RCJ8	843	CJ8	---	---	.025
TCP-210 1.1hp 21cc	863	RCJ8Y	848	CJ8Y	5843	843EZ	.025
TCP-38, TCP-381	871	RJ8C	841	J8C	5843	843EZ	.025
TCP-600, TCP-500	830	RL86C	306	L86C	---	---	.025
TARGET							
HIGH PRESSURE WASHERS							
OHV; Honda OHV 5.5, 8, 13hp	322	RN11YC4	302	N11YC	5322	322EZ	.030
Wisconsin 5, 11hp	830	RL86C	306	L86C	---	---	.025
Wisconsin 7.5hp	327	RL87YC	312	L87YC	---	---	.025
TELEDYNE							
Continental B-427	509	D9	---	---	---	---	.025
THERMO-KING							
AM, XKL, UK, ROL, KL, KW, XROL, HK	538	RH8C	587	H8C	---	---	.025
GTC-1 Hercules G1600	644	RJ88P	---	---	---	---	.015
LPG; NWG LPG	514	D14	---	---	---	---	.015
Gasoline; NWG, MWC Gasoline	541	RD16	516	D16	---	---	.025
Onan NHA	123	RN5C	120	N5C	---	---	.025
SROL	557	XEJ8	---	---	---	---	.025
DIESEL							
LR Yanmar	171	CH71	---	---	---	---	
NWD, UWD Series	155	CH28	---	---	---	---	
THOMAS							
3052, T4100, 3062	871	RJ8C	841	J8C	5843	843EZ	.025
T8200, T4200	840	RCJ8	843	CJ8	---	---	.025
TITAN							
HIGH PRESSURE WASHERS							
Briggs & Stratton 5, 10hp	868	RJ19LM	947	QJ19LM	5861	861EZ	.030
OHV; Honda OHV 4, 11, 5.5hp	322	RN11YC4	302	N11YC	5322	322EZ	.030

**PUMPS, COMPRESSORS & REFRIGERATION UNITS**POMPES, COMPRESSEURS ET UNITÉS DE RÉFRIGÉRATION
BOMBAS, COMPRESORES Y UNIDADES DE REFRIGERACIÓN

Model/Engine	Copper Plus®		Alternate Plug		EZ Start™	EZ Start™ w/Eco-Core	Gap
	Stk #	Plug Type	Stk #	Plug Type			
TRANSIT							
23"x36" Double Acting Stationary	569	W14	---	---	---	---	.025
4-Cycle; 6"x9" Vertical 4-Cycle	569	W14	---	---	---	---	.025
TROY-BILT							
HIGH PRESSURE WASHERS							
2500 PSI Briggs & Stratton 675 Series 6.75 ft-lbs Gross Torque 190cc	868	RJ19LM	868LMC	RJ19LMC	5861	861EZ	.020
2600 PSI Honda GVC 160 160cc	322	RN11YC	302	N11YC	5322	322EZ	.030
2700 PSI Briggs & Stratton 775 Professional Series 7.75 ft-lbs Gross Torque 175cc	71	RC12YC	946	QC12YC	5071	71EZ	.030
2800 PSI Briggs & Stratton 850 Professional Series OHV 8.5 ft-lbs Gross Torque 175cc	71	RC12YC	946	QC12YC	5071	71EZ	.030
3000 PSI Honda GVC 190 187cc	322	RN11YC	302	N11YC	5322	322EZ	.030
TRU-KOOLER							
Wisconsin	541	RD16	516	D16	---	---	.025
TSURUMI PUMP							
CENTRIFUGAL, DIAPHRAGM & TRASH PUMPS							
OHV; Honda OHV 11, 8, 5.5, 4hp	322	RN11YC4	302	N11YC	5322	322EZ	.030
U.S. MOTORS							
USM-100-2 2" Pump	840	RCJ8	843	CJ8	---	---	.030
U.S.A.							
HIGH PRESSURE WASHERS							
Briggs & Stratton 3.75hp	868	RJ19LM	947	QJ19LM	5861	861EZ	.030
UNIVERSAL							
Aquamaster	840	RCJ8	843	CJ8	---	---	.025
VACUBOAT							
MARINE WASTE PUMPS							
Honda 2.5hp	846	CJ14	---	---	5846	846EZ	.030
OHV; Honda OHV 5.5hp	322	RN11YC4	302	N11YC	5322	322EZ	.030
VIGOR							
WATER PUMPS							
139F	808	Z9Y	---	---	---	---	.030
152F	863	RCJ8Y	848	CJ8Y	5843	843EZ	.025
168F, 168F-1, 177F	880	RN3C	801	N3C	---	---	.030
1E40F-B, 1E43F	929	RL95YC	---	---	---	---	.030
WACKER							
CENTRIFUGAL, DIAPHRAGM & TRASH PUMPS							
PD2B, PD3B, PT2B, PT3B, PT4B	868	RJ19LM	947	QJ19LM	5861	861EZ	.030
PD3A, PT2A, PT3A	322	RN11YC4	302	N11YC	5322	322EZ	.030
OHV; PG2, PG3 Honda OHV	322	RN11YC4	302	N11YC	5322	322EZ	.030
PG2, PG3, PG4 Robin	830	RL86C	306	L86C	---	---	.025
PT2R, PT3R	830	RL86C	306	L86C	---	---	.025
PT3V	431	RC14YC	---	---	5071	71EZ	.030
WAJAX							
BE	871	RJ8C	841	J8C	5843	843EZ	.025
Lauson	871	RJ8C	841	J8C	5843	843EZ	.025
MK-1	102	RJ6C	823	J6C	---	---	.025
MK-3, MK-25, MK-2M, MK-2, MK-75	509	D9	---	---	---	---	.025
Typhon Ice Pump, MK-26	874	RL82C	811	L82C	---	---	.025
WA-7, WA-7S, TSA-8, WX, WGC-4	541	RD16	516	D16	---	---	.025
Wajax	569	W14	---	---	---	---	.025
WAMBO							
S170, D200, P35	830	RL86C	306	L86C	---	---	.035
WATEROUS							
PUMPS							
11, 18hp	868	RJ19LM	947	QJ19LM	5861	861EZ	.030
Chrysler 82011, 82029	874	RL82C	811	L82C	---	---	.025



PUMPS, COMPRESSORS & REFRIGERATION UNITS

POMPES, COMPRESSEURS ET UNITÉS DE RÉFRIGÉRATION
BOMBAS, COMPRESORES Y UNIDADES DE REFRIGERACIÓN



Model/Engine	Copper Plus®		Alternate Plug		EZ Start™	EZ Start™ w/Eco•Core	Gap
	Stk #	Plug Type	Stk #	Plug Type			
WAUBAUSHENE							
WASTE PUMPS							
Honda 2.5, 2.2hp	846	CJ14	---	---	5846	846EZ	.030
WAYNE							
All Models	871	RJ8C	841	J8C	5843	843EZ	.025
WORTHINGTON							
All Other Cont. Engs., All Other Herc. Engs.	569	W14	---	---	---	---	.025
All Other Wisc. Engs.	541	RD16	516	D16	---	---	.030
Caterpillar Starting Engs.	541	RD16	516	D16	---	---	.022
Clinton 700	592	RJ12C	---	---	---	---	.025
Continental F-226, F-124, M-330, Y-91, B-427	541	RD16	516	D16	---	---	.025
Continental G-193	409	RF9YC	---	---	---	---	.025
Continental R-602	509	D9	---	---	---	---	.025
Ford 172cid	854	RH10C	844	H10C	---	---	.025
Hercules G2300	102	RJ6C	823	J6C	---	---	.025
Hercules HXA, YXC-2, HXE, HXDW, HXB, QXC, IXB-3, IXB	569	W14	---	---	---	---	.025
Hercules HXE	518	W18	---	---	---	---	.025
Hercules JX4D, JX4D3	871	RJ8C	841	J8C	5843	843EZ	.025
7/8"-18 Heads; Hercules JXC, JXD 7/8"-18 Heads	569	W14	---	---	---	---	.025
14mm Heads; Hercules JXD, JXC 14mm Heads	102	RJ6C	823	J6C	---	---	.025
Hercules RXLD, QXD, QXC, QXB	510	W10	---	---	---	---	.025
Hercules ZXB, Starting Engs.	854	RH10C	844	H10C	---	---	.025
IHC UD-14, UD-1091, UD-14A, UD-18, UD-24, UD-18A	589	W89D	---	---	---	---	.025
IHC UD-9A, UD-350, UD-264, UD-6, UD-9, UD-6A	543	D89D	---	---	---	---	.025
LeRoi D-91, D-140, B-45	514	D14	---	---	---	---	.025
NP Briggs & Stratton	868	RJ19LM	861	J19LM	5861	861EZ	.030
Wisconsin 30 AG, 40AG, 10AG, 7AG, 20AG	541	RD16	516	D16	---	---	.025
Wisconsin 3AG	509	D9	---	---	---	---	.025
Wisconsin AK, TF	514	D14	---	---	---	---	.030
Wisconsin B-3, K	569	W14	---	---	---	---	.030
YAMAHA							
WATER & TRASH PUMPS							
Kubota	929	RL95YC	---	---	---	---	.040
YP20G	874	RL82C	811	L82C	---	---	.025
YP20GN, YBP401D, YBP501ST, YBP801ST	806	L92YC	---	---	---	---	.025
YP30, YP30GA, YP20NT, YP20, YP20TA, YP20GA, YP30G, YP30NT, YP30TA, YP40TA	327	RL87YC	312	L87YC	---	---	.025
ZENOAH							
WATER PUMPS							
PE25	849	CJ6	---	---	---	---	.025
PE40	830	RL86C	306	L86C	---	---	.025



Model/Engine	Copper Plus®		Alternate Plug		EZ Start™	EZ Start™ w/Eco-Core	Gap
	Stk #	Plug Type	Stk #	Plug Type			
ACME MOTORI							
GASOLINE							
14mm Heads	830	RL86C	306	L86C	---	---	.030
18mm Heads	541	RD16	516	D16	---	---	.030
KEROSENE							
14mm Heads	896	L90C	---	---	---	---	.030
18mm Heads	502	D21	---	---	---	---	.030
OHC							
11hp ACT340	71	RC12YC	946	QC12YC	---	71EZ	.030
9hp ACT280	71	RC12YC	946	QC12YC	---	71EZ	.030
BCS							
5hp All Models	830	RL86C	306	L86C	---	---	.030
BRIGGS & STRATTON							
(RACING ENGINES)							
Model 20 305cc	431	RC14YC	946	QC12YC	---	71EZ	.030
M_Series 206cc	431	RC14YC	946	QC12YC	---	71EZ	.030
Raptor 206cc	973	RJ19HX	---	---	---	---	
World Formula 206cc	309	RG4HC	---	---	---	---	
FOURCE							
4-Cycle; 0.75hp	872	RDJ7Y	---	---	---	---	.030
INTEK SINGLE CYLINDER OHV							
10hp 205400, 204400	71	RC12YC	946	QC12YC	---	71EZ	.030
11.5hp With XRD 344cc	71	RC12YC	946	QC12YC	---	71EZ	.030
12.5hp With XRD 344cc	71	RC12YC	946	QC12YC	---	71EZ	.030
13.5hp	71	RC12YC	946	QC12YC	---	71EZ	.030
14.5hp With XRD 500cc	71	RC12YC	946	QC12YC	---	71EZ	.030
15.5hp	71	RC12YC	946	QC12YC	---	71EZ	.030
15.5hp With XRD 500cc	71	RC12YC	946	QC12YC	---	71EZ	.030
16.5hp 310700	71	RC12YC	946	QC12YC	---	71EZ	.030
16.5hp With XRD 500cc	71	RC12YC	946	QC12YC	---	71EZ	.030
17.5hp	71	RC12YC	946	QC12YC	---	71EZ	.030
17.5hp With XRD 500cc	71	RC12YC	946	QC12YC	---	71EZ	.030
17hp 312700, 311700	71	RC12YC	946	QC12YC	---	71EZ	.030
18.5hp With XRD 500cc	71	RC12YC	946	QC12YC	---	71EZ	.030
19.5hp With XRD 500cc	71	RC12YC	946	QC12YC	---	71EZ	.030
20hp With XRD 540cc	71	RC12YC	946	QC12YC	---	71EZ	.030
21hp With XRD 540cc	71	RC12YC	946	QC12YC	---	71EZ	.030
5.5hp 113400, 110400, 111400	71	RC12YC	946	QC12YC	---	71EZ	.020
6.5hp 123400, 110600, 121600, 111600, 120400, 121400, 122600, 120600	71	RC12YC	946	QC12YC	---	71EZ	.020
6.75hp	71	RC12YC	946	QC12YC	---	71EZ	.020
6hp	71	RC12YC	946	QC12YC	---	71EZ	.020
7hp	71	RC12YC	946	QC12YC	---	71EZ	.020
8hp	71	RC12YC	946	QC12YC	---	71EZ	.030
INTEK V-TWIN OHV							
18hp 405700	71	RC12YC	946	QC12YC	---	71EZ	.030
18hp With XRD 656cc	431	RC14YC	946	QC12YC	---	71EZ	.030
19hp	71	RC12YC	946	QC12YC	---	71EZ	.030
20hp 406700	71	RC12YC	946	QC12YC	---	71EZ	.030
20hp With XRD 656cc	431	RC14YC	946	QC12YC	---	71EZ	.030
22hp 407700	71	RC12YC	946	QC12YC	---	71EZ	.030
22hp With XRD 656cc	431	RC14YC	946	QC12YC	---	71EZ	.030
23hp With XRD 724cc	431	RC14YC	946	QC12YC	---	71EZ	.030
24hp With XRD 724cc	431	RC14YC	946	QC12YC	---	71EZ	.030
25hp 445700	71	RC12YC	946	QC12YC	---	71EZ	.030
OLDER MODELS							
14mm Heads	868	RJ19LM	947	QJ19LM	5861	861EZ	.030
18mm Heads	541	RD16	516	D16	---	---	.030
OPPOSED TWIN CYLINDER "L" HEAD							
12.5hp 404400, 404700	868	RJ19LM	947	QJ19LM	5861	861EZ	.030
14hp 400400, 400700	868	RJ19LM	947	QJ19LM	5861	861EZ	.030
16.5hp 40A700	868	RJ19LM	947	QJ19LM	5861	861EZ	.030
16hp 401400, 401700, 402400, 402700, 42B700	868	RJ19LM	947	QJ19LM	5861	861EZ	.030

**POWER EQUIPMENT ENGINES**MOTEURS D'ÉQUIPEMENT MOTORISÉ
MOTORES DE EQUIPOS

Model/Engine	Copper Plus®		Alternate Plug		EZ Start™	EZ Start™ w/Eco-Core	Gap
	Stk #	Plug Type	Stk #	Plug Type			
BRIGGS & STRATTON (cont)							
OPPOSED TWIN CYLINDER "L" HEAD (cont)							
17hp 42C700	868	RJ19LM	947	QJ19LM	5861	861EZ	.030
18.5hp 42D700	868	RJ19LM	947	QJ19LM	5861	861EZ	.030
18hp 421400, 421700, 422400, 422700	868	RJ19LM	947	QJ19LM	5861	861EZ	.030
19.5hp 42E700	868	RJ19LM	947	QJ19LM	5861	861EZ	.030
20.5hp 461700	868	RJ19LM	947	QJ19LM	5861	861EZ	.030
20hp 460700	868	RJ19LM	947	QJ19LM	5861	861EZ	.030
SINGLE CYLINDER "L" HEAD							
10.5hp 257700, 28B700	868	RJ19LM	947	QJ19LM	5861	861EZ	.030
10hp 19E400, 19F400, 19G400	431	RC14YC	---	---	5071	71EZ	.030
10hp 221400, 222400, 226400, 243400	868	RJ19LM	861	J19LM	5861	861EZ	.030
10hp 254700, 255700, 256700, 28A700	868	RJ19LM	947	QJ19LM	5861	861EZ	.030
11.5hp 28D700	868	RJ19LM	947	QJ19LM	5861	861EZ	.030
11hp 250400, 251400, 251700, 252000, 253000, 254400, 255400, 256400, 258700, 259700	868	RJ19LM	861	J19LM	5861	861EZ	.030
11hp 28C700, 259700	868	RJ19LM	947	QJ19LM	5861	861EZ	.030
12.5hp 285700, 286700, 288700, 289700	868	RJ19LM	947	QJ19LM	5861	861EZ	.030
12hp 280700, 281700, 282700, 283700, 284700	868	RJ19LM	861	J19LM	5861	861EZ	.030
12hp 300400, 301400	868	RJ19LM	947	QJ19LM	5861	861EZ	.030
13.5hp 28R700	868	RJ19LM	947	QJ19LM	5861	861EZ	.030
13hp 28F700, 28M700, 302400	868	RJ19LM	947	QJ19LM	5861	861EZ	.030
14hp 320400	868	RJ19LM	947	QJ19LM	5861	861EZ	.030
15hp 325400	868	RJ19LM	947	QJ19LM	5861	861EZ	.030
16hp 326400	868	RJ19LM	861	J19LM	5861	861EZ	.030
2hp 60100	868	RJ19LM	861	J19LM	5861	861EZ	.030
3.5hp 90700, 91700, 91200, 92200, 92900, 100700	868	RJ19LM	861	J19LM	5861	861EZ	.030
3.5hp 93200, 93900, 95900, 96500, 121000, 128000	868	RJ19LM	947	QJ19LM	5861	861EZ	.030
w/No Tank; 3.5hp 93400 w/No Tank	868	RJ19LM	947	QJ19LM	5861	861EZ	.030
w/Top Tank; 3.5hp 93400 w/Top Tank	431	RC14YC	---	---	5071	71EZ	.030
3.75hp 96900, 98900	868	RJ19LM	947	QJ19LM	5861	861EZ	.030
3.8hp 9C900, 9D900	868	RJ19LM	947	QJ19LM	5861	861EZ	.030
3hp 80000, 90100, 90200, 92500, 94500	868	RJ19LM	861	J19LM	5861	861EZ	.030
4.50 ft-lbs Gross Torque 300 Series, 450 Series 148cc	868	RJ19LM	868LMC	RJ19LMC	5861	861EZ	.020
4.5hp 12L000	868	RJ19LM	947	QJ19LM	5861	861EZ	.030
4.75hp 12A000, 12D000	868	RJ19LM	947	QJ19LM	5861	861EZ	.030
4hp 10A900, 10B900, 100200, 100900, 12E000, 12T000, 122000, 123000	868	RJ19LM	947	QJ19LM	5861	861EZ	.030
4hp 110000, 111000, 112000, 113000, 114000	868	RJ19LM	861	J19LM	5861	861EZ	.030
5.00 ft-lbs Gross Torque 500 Series Quattro 158cc	868	RJ19LM	868LMC	RJ19LMC	5861	861EZ	.020
5.25hp 12B000, 12C000	868	RJ19LM	947	QJ19LM	5861	861EZ	.030
5.5hp 12M000, 129000, 134400, 137000	868	RJ19LM	947	QJ19LM	5861	861EZ	.030
5hp 12F000, 12G000, 12U000, 124000, 125000, 126000	868	RJ19LM	947	QJ19LM	5861	861EZ	.030
5hp 130000, 131000, 132000, 133200, 133400, 135200, 136200	868	RJ19LM	861	J19LM	5861	861EZ	.030
6.25 ft-lbs Gross Torque 625E Series 190cc	868	RJ19LM	868LMC	RJ19LMC	5861	861EZ	.020
6.5hp 170700	868	RJ19LM	947	QJ19LM	5861	861EZ	.030
6.75 ft-lbs Gross Torque 675EX Series 190cc	868	RJ19LM	868LMC	RJ19LMC	5861	861EZ	.020
6hp 12H000, 12J000, 12V000, 12W000, 133700, 135700	868	RJ19LM	947	QJ19LM	5861	861EZ	.030
7.25 ft-lbs Gross Torque 725EX Series 190cc	868	RJ19LM	868LMC	RJ19LMC	5861	861EZ	.020
7hp 170400, 171400, 176400	868	RJ19LM	861	J19LM	5861	861EZ	.030
8.5hp 196700	868	RJ19LM	947	QJ19LM	5861	861EZ	.030
8hp 190400, 190700, 191700, 192400, 193700, 194000, 195000, 196400, 197400	868	RJ19LM	861	J19LM	5861	861EZ	.030
8hp 200400	868	RJ19LM	947	QJ19LM	5861	861EZ	.030
92900	868	RJ19LM	861	J19LM	5861	861EZ	.030
9hp 19A400, 19B400, 19C400	431	RC14YC	---	---	5071	71EZ	.030
9hp 231400, 233400	868	RJ19LM	861	J19LM	5861	861EZ	.030
SINGLE CYLINDER OHV							
10.00 ft-lbs Gross Torque 1000 Series 223cc	71	RC12YC	946	QC12YC	---	71EZ	.030
10.5hp	71	RC12YC	946	QC12YC	---	71EZ	.030
10.5hp Power Built Series 344cc	71	RC12YC	946	QC12YC	---	71EZ	.030
11.50 ft-lbs Gross Torque 1150 Series, Snow Series 1150, 1150 Series Polar Force, Professional Series Snow 1150 250cc	71	RC12YC	946	QC12YC	---	71EZ	.030
11.5hp Power Built Series 344cc	71	RC12YC	946	QC12YC	---	71EZ	.030



Model/Engine	Copper Plus®		Alternate Plug		EZ Start™	EZ Start™ w/Eco-Core	Gap
	Stk #	Plug Type	Stk #	Plug Type			
BRIGGS & STRATTON (cont)							
SINGLE CYLINDER OHV (cont)							
12.5hp Power Built Series 344cc	71	RC12YC	946	QC12YC	---	71EZ	.030
13.5hp Power Built Series 500cc	71	RC12YC	946	QC12YC	---	71EZ	.030
14.50 ft-lbs Gross Torque 1450 Series, Snow Series 1450, Professional Series Snow 1450 305cc	71	RC12YC	946	QC12YC	---	71EZ	.030
14.5hp 287700	71	RC12YC	946	QC12YC	---	71EZ	.030
14.5hp Power Built Series 500cc	71	RC12YC	946	QC12YC	---	71EZ	.030
14hp 28E70	71	RC12YC	946	QC12YC	---	71EZ	.030
15.5hp 28N700	71	RC12YC	946	QC12YC	---	71EZ	.030
15.5hp Power Built Series 500cc	71	RC12YC	946	QC12YC	---	71EZ	.030
15hp	71	RC12YC	946	QC12YC	---	71EZ	.030
16.5 ft-lbs Gross Torque Snow Series 1650, 1650 Series Polar Force, Professional Series Snow 1650 342cc	71	RC12YC	946	QC12YC	---	71EZ	.030
16.50 ft-lbs Gross Torque 1650 Series 305cc	71	RC12YC	946	QC12YC	---	71EZ	.030
16.5hp 28W700	71	RC12YC	946	QC12YC	---	71EZ	.030
16.5hp Power Built Series 500cc	71	RC12YC	946	QC12YC	---	71EZ	.030
16hp 28U700	71	RC12YC	946	QC12YC	---	71EZ	.030
17.5hp Power Built Series 500cc	71	RC12YC	946	QC12YC	---	71EZ	.030
17.5hp Professional Series 500cc	71	RC12YC	946	QC12YC	---	71EZ	.030
18.5hp Professional Series 500cc	71	RC12YC	946	QC12YC	---	71EZ	.030
19.5hp Professional Series 500cc	71	RC12YC	946	QC12YC	---	71EZ	.030
20hp Professional Series 540cc	71	RC12YC	946	QC12YC	---	71EZ	.030
21.00 ft-lbs Gross Torque 2100 Series, Snow Series 2100, 2100 Series Polar Force, Professional Series Snow 2100 420cc	71	RC12YC	946	QC12YC	---	71EZ	.030
21hp Professional Series 540cc	71	RC12YC	946	QC12YC	---	71EZ	.030
5.50 ft-lbs Gross Torque 550 Series 127cc	71	RC12YC	946	QC12YC	---	71EZ	.030
5.50 ft-lbs Gross Torque 550EX Series, 550E Series 140cc	71	RC12YC	946	QC12YC	---	71EZ	.030
5hp Outboard	71	RC12YC	946	QC12YC	---	71EZ	.020
6hp 97700, 99700	71	RC12YC	946	QC12YC	---	71EZ	.020
7.50 ft-lbs Gross Torque Snow Series 750 163cc	71	RC12YC	946	QC12YC	---	71EZ	.030
7.75 ft-lbs Gross Torque 775 Series 175cc	71	RC12YC	946	QC12YC	---	71EZ	.030
8.00 ft-lbs Gross Torque 800 Series 205cc	71	RC12YC	946	QC12YC	---	71EZ	.030
8.00 ft-lbs Gross Torque Snow Series 800 205cc	71	RC12YC	946	QC12YC	---	71EZ	.030
8.50 ft-lbs Gross Torque 850 series 190cc	71	RC12YC	946	QC12YC	---	71EZ	.030
8.5hp 197700	71	RC12YC	946	QC12YC	---	71EZ	.030
8.75 ft-lbs Gross Torque 875 Series 190cc	71	RC12YC	946	QC12YC	---	71EZ	.030
9.00 ft-lbs Gross Torque 900 Series 205cc	71	RC12YC	946	QC12YC	---	71EZ	.030
9.00 ft-lbs Gross Torque Snow Series 900, 900 Series Polar Force 205cc	71	RC12YC	946	QC12YC	---	71EZ	.030
9.50 ft-lbs Gross Torque 950 Series 223cc	71	RC12YC	946	QC12YC	---	71EZ	.030
9.50 ft-lbs Gross Torque Snow Series 950, 950 Series Polar Force 208cc	71	RC12YC	946	QC12YC	---	71EZ	.030
TWO CYCLE SINGLE CYLINDER							
3hp 62000	868	RJ19LM	947	QJ19LM	5861	861EZ	.030
5hp 95700, 96700	868	RJ19LM	947	QJ19LM	5861	861EZ	.030
VANGUARD LIQUID COOLED THREE CYLINDER							
w/LPG; 18hp DM700P w/LPG	71	RC12YC	946	QC12YC	---	71EZ	.030
23.5hp DM700G	71	RC12YC	946	QC12YC	---	71EZ	.030
25.5hp DM950P	71	RC12YC	946	QC12YC	---	71EZ	.030
w/Natural Gas; 25hp DM950P w/Natural Gas	71	RC12YC	946	QC12YC	---	71EZ	.030
26.5hp DM950D	71	RC12YC	946	QC12YC	---	71EZ	.030
w/LPG; 27hp DM950P w/LPG	71	RC12YC	946	QC12YC	---	71EZ	.020
31hp DM950G	71	RC12YC	946	QC12YC	---	71EZ	.030
34hp DMG954G	71	RC12YC	946	QC12YC	---	71EZ	.020
VANGUARD SINGLE CYLINDER OHV							
10hp Commercial Series 305cc	71	RC12YC	946	QC12YC	---	71EZ	.030
11hp 235400	71	RC12YC	946	QC12YC	---	71EZ	.030
12.5hp 260700	71	RC12YC	946	QC12YC	---	71EZ	.030
13hp 245400	71	RC12YC	946	QC12YC	---	71EZ	.030
13hp Commercial Series 392cc	71	RC12YC	946	QC12YC	---	71EZ	.030
14hp 261700, 28P700	71	RC12YC	946	QC12YC	---	71EZ	.030
15.5hp 28S700	71	RC12YC	946	QC12YC	---	71EZ	.030
16hp 28Q700	71	RC12YC	946	QC12YC	---	71EZ	.030
2.4hp	71	RC12YC	946	QC12YC	---	71EZ	.020
4hp 85400	71	RC12YC	946	QC12YC	---	71EZ	.020

**POWER EQUIPMENT ENGINES**MOTEURS D'ÉQUIPEMENT MOTORISÉ
MOTORES DE EQUIPOS

Model/Engine	Copper Plus®		Alternate Plug		EZ Start™	EZ Start™ w/Eco-Core	Gap
	Stk #	Plug Type	Stk #	Plug Type			
BRIGGS & STRATTON (cont)							
VANGUARD SINGLE CYLINDER OHV (cont)							
5.5hp 104700, 115400	71	RC12YC	946	QC12YC	---	71EZ	.020
5.5hp Commercial Series 205cc	71	RC12YC	946	QC12YC	---	71EZ	.030
6.5hp Commercial Series 205cc	71	RC12YC	946	QC12YC	---	71EZ	.030
6hp 117400	71	RC12YC	946	QC12YC	---	71EZ	.020
7.5hp 138400	71	RC12YC	946	QC12YC	---	71EZ	.020
8hp Commercial Series 305cc	71	RC12YC	946	QC12YC	---	71EZ	.030
9hp 161400, 185400	71	RC12YC	946	QC12YC	---	71EZ	.030
VANGUARD V-TWIN OHV							
12.5hp 290400, 290700	431	RC14YC	---	---	5071	71EZ	.030
13hp Commercial Series 479cc	71	RC12YC	946	QC12YC	---	71EZ	.030
14hp 294400, 294700	431	RC14YC	---	---	5071	71EZ	.030
16hp 303400, 303700	431	RC14YC	---	---	5071	71EZ	.030
16hp Commercial Series 479cc	71	RC12YC	946	QC12YC	---	71EZ	.030
18hp 350400, 350700	431	RC14YC	---	---	5071	71EZ	.030
18hp Commercial Series 570cc	71	RC12YC	946	QC12YC	---	71EZ	.030
20hp 351400, 351700	431	RC14YC	---	---	5071	71EZ	.030
20hp Professional Series 656cc	431	RC14YC	946	QC12YC	---	71EZ	.030
21hp 381700, 381400	431	RC14YC	---	---	5071	71EZ	.030
21hp Commercial Series 627cc	71	RC12YC	946	QC12YC	---	71EZ	.030
22hp Professional Series 656cc	431	RC14YC	946	QC12YC	---	71EZ	.030
23hp 380400, 380700	431	RC14YC	---	---	5071	71EZ	.030
23hp Commercial Series 627cc	71	RC12YC	946	QC12YC	---	71EZ	.030
23hp Commercial Turf Series 724cc	431	RC14YC	946	QC12YC	---	71EZ	.030
23hp Professional Series 724cc	431	RC14YC	946	QC12YC	---	71EZ	.030
24hp Commercial Turf Series 724cc	431	RC14YC	946	QC12YC	---	71EZ	.030
24hp Professional Series 724cc	431	RC14YC	946	QC12YC	---	71EZ	.030
25hp Commercial Series 896cc	71	RC12YC	946	QC12YC	---	71EZ	.030
26hp Commercial Turf Series 724cc	431	RC14YC	946	QC12YC	---	71EZ	.030
26hp Professional Series 724cc	431	RC14YC	946	QC12YC	---	71EZ	.030
27hp 540000, 610000 896cc	71	RC12YC	946	QC12YC	---	71EZ	.030
27hp Commercial Series 896cc	71	RC12YC	946	QC12YC	---	71EZ	.030
27hp Commercial Turf Series 724cc	431	RC14YC	946	QC12YC	---	71EZ	.030
27hp Professional Series 724cc	431	RC14YC	946	QC12YC	---	71EZ	.030
28hp Commercial Series 896cc	71	RC12YC	946	QC12YC	---	71EZ	.030
28hp Commercial Turf Series 810cc	431	RC14YC	946	QC12YC	---	71EZ	.030
28hp Professional Series 810cc	431	RC14YC	946	QC12YC	---	71EZ	.030
29hp Commercial Series 896cc	71	RC12YC	946	QC12YC	---	71EZ	.030
30hp Commercial Series 896cc	71	RC12YC	946	QC12YC	---	71EZ	.030
30hp Commercial Turf Series 810cc	431	RC14YC	946	QC12YC	---	71EZ	.030
30hp Professional Series 810cc	431	RC14YC	946	QC12YC	---	71EZ	.030
31hp	71	RC12YC	946	QC12YC	---	71EZ	.030
31hp Commercial Series 896cc	71	RC12YC	946	QC12YC	---	71EZ	.030
32hp 290000, 300000 480cc	71	RC12YC	946	QC12YC	---	71EZ	.030
32hp 350000 570cc	71	RC12YC	946	QC12YC	---	71EZ	.030
32hp 380000 627cc	71	RC12YC	946	QC12YC	---	71EZ	.030
32hp Commercial Series 896cc	71	RC12YC	946	QC12YC	---	71EZ	.030
33hp Commercial Series 993cc	71	RC12YC	946	QC12YC	---	71EZ	.030
35hp Commercial Series 993cc	71	RC12YC	946	QC12YC	---	71EZ	.030
36hp Commercial Series 993cc	71	RC12YC	946	QC12YC	---	71EZ	.030
CHRYSLER POWER BEE							
10hp 82001, 82038, 82002, 82039	874	RL82C	811	L82C	---	---	.030
2hp 50056	840	RCJ8	843	CJ8	5843	843EZ	.030
3.3hp 50052, 50054	840	RCJ8	843	CJ8	5843	843EZ	.030
3hp 51001	871	RJ8C	841	J8C	5843	843EZ	.030
3hp 51005, 51009, 51007, 51011	533	UJ11G	---	---	---	---	.040
4.25hp 50002, 50000, 50006, 50004, 50012, 50014	840	RCJ8	843	CJ8	5843	843EZ	.030
4.7hp 61010	874	RL82C	811	L82C	---	---	.030
4hp 58011	538	RH8C	587	H8C	---	---	.030
4hp 58021, 58037	871	RJ8C	841	J8C	5843	843EZ	.030
4hp 58023, 58029, 58035, 58045, 58051, 58041, 58031, 58033, 58039, 58043, 58047, 58049, 58053	533	UJ11G	---	---	---	---	.040



Model/Engine	Copper Plus®		Alternate Plug		EZ Start™	EZ Start™ w/Eco-Core	Gap
	Stk #	Plug Type	Stk #	Plug Type			
CHRYSLER POWER BEE (cont)							
5.5hp 61005, 61006	830	RL86C	306	L86C	---	---	.030
5hp 70019, 70039, 70033, 70037, 70041	533	UJ11G	---	---	---	---	.040
6.2hp 82005, 82019, 82009, 82017, 82021, 82023	830	RL86C	306	L86C	---	---	.030
6.2hp 82006	874	RL82C	811	L82C	---	---	.030
6.5hp 82008, 82010	830	RL86C	306	L86C	---	---	.030
6.7hp 82007, 82031, 82011, 82029	830	RL86C	306	L86C	---	---	.030
7.5hp 61001, 61002	874	RL82C	811	L82C	---	---	.030
7hp 82003	874	RL82C	811	L82C	---	---	.030
7hp 82026, 82032, 82036, 82027, 82033, 82034	830	RL86C	306	L86C	---	---	.030
7hp 82030	896	L90C	---	---	---	---	.030
8hp 61012	874	RL82C	811	L82C	---	---	.030
CLINTON							
403, VS-4100, 1690, 2790, 419, 431, 2500, A-200, AVS-200, VS-3100, 100, 405, V-100, VS-100, 190, 200, A-2100, VS-2100, 2190, A-2500, B-2500, 2590, 3100, V-3100, AV-3100, 406, 407, 408, 409, 410, 411, 420, 422, 424, 426, 429, 435, 437, 1600, A-1600, AVS-400, CVS-400, 2100, 4190, 402, 401, 400, BVS-400, 404, AVS-3100, 3190, 4100, AVS-4100	854	RH10C	844	H10C	---	---	.025
3/8" reach; 412, 413, 492, 494, 498, 499 3/8" reach	871	RJ8C	841	J8C	5843	843EZ	.025
7/16" reach; 412, 414, 415, 416, 418 7/16" reach	854	RH10C	844	H10C	---	---	.025
w/Shielded Plug; 416 w/Shielded Plug	517	XMJ17	---	---	---	---	.025
E-65, 502, 503	840	RCJ8	843	CJ8	5843	843EZ	.025
V-1000, VS-1100, VS-1200, A-300, C-700, D-700, VS-900, VS-1000, V-1100, 1200, A-1200, V-1200, B-1290, VS-300	871	RJ8C	841	J8C	5843	843EZ	.025
VS-200, A-400, VS-400, 500, 501	592	RJ12C	---	---	---	---	.025
GENERAC							
GUARDIAN OHVI							
1-cyl.; 15hp GSH-410, GSV-410 1-cyl. 407cc	431	RC14YC	---	---	5071	71EZ	.030
V-Twin; 27hp GTH-760, GTV-760 V-Twin 763cc	431	RC14YC	---	---	5071	71EZ	.030
V-Twin; 32hp GTH-990, GTV-990 V-Twin 992cc	431	RC14YC	---	---	5071	71EZ	.030
1-cyl.; 7.8hp GH-220, GN-220, GSH-220 1-cyl. 216.5cc	431	RC14YC	---	---	5071	71EZ	.030
GREYHOUND							
OHV HORIZONTAL							
11hp 66492, 66524 338cc	415	RN9YC	300	N9YC	---	---	.030
13hp 66525, 66555 389cc	415	RN9YC	300	N9YC	---	---	.030
2.5hp 97964 79cc	312	L87YC	327	RL87YC	---	---	.030
6.5hp 66014, 66015 196cc	415	RN9YC	300	N9YC	---	---	.030
OHV VERTICAL							
4hp 96155 119cc	830	RL86C	306	L86C	---	---	.030
5.5hp 96156 163cc	830	RL86C	306	L86C	---	---	.030
HONDA							
4-CYCLE OHC							
iGX440 440cc	---	---	---	---	---	---	.028
CHAIN SAWS							
iGX440 438cc	---	---	---	---	---	---	.030
GENERAL PURPOSE ENGINES							
10hp G400	929	RL95YC	---	---	---	---	.030
11hp GV400	863	RCJ8Y	848	CJ8Y	5843	843EZ	.030
2.2hp G100	846	CJ14	---	---	5846	846EZ	.030
2.5hp G100K1	846	CJ14	---	---	5846	846EZ	.030
3.5hp G150	896	L90C	---	---	---	---	.030
3.5hp G35, GV35, G30	808	Z9Y	---	---	---	---	.030
2029059 > (CDI); 3.5hp GV150 2029059 > (CDI)	863	RCJ8Y	848	CJ8Y	5843	843EZ	.030
2029059 > (Mag.); 3.5hp GV150 2029059 > (Mag.)	840	RCJ8	843	CJ8	5843	843EZ	.030
> 2029058 (CDI); 3.5hp GV150 > 2029058 (CDI)	327	RL87YC	312	L87YC	---	---	.030
> 2029058 (Mag.); 3.5hp GV150 > 2029058 (Mag.)	830	RL86C	306	L86C	---	---	.030
4hp G41, G42, G40	830	RL86C	306	L86C	---	---	.030
4hp GV200	863	RCJ8Y	848	CJ8Y	5843	843EZ	.030
5hp G200	896	L90C	---	---	---	---	.030
6.5hp GS65, G80, G65	830	RL86C	306	L86C	---	---	.030
8hp G300	806	L92YC	---	---	---	---	.030

**POWER EQUIPMENT ENGINES**MOTEURS D'ÉQUIPEMENT MOTORISÉ
MOTORES DE EQUIPOS

Model/Engine	Copper Plus®		Alternate Plug		EZ Start™	EZ Start™ w/Eco•Core	Gap
	Stk #	Plug Type	Stk #	Plug Type			
HONDA (cont)							
GENERAL PURPOSE ENGINES (cont)							
B25	888	P8Y	---	---	---	---	.030
F400, F28	830	RL86C	306	L86C	---	---	.030
G28, G25	808	Z9Y	---	---	---	---	.030
GV200, GV400	863	RCJ8Y	848	CJ8Y	5843	843EZ	.030
GX SERIES							
3.5hp 118cc	---	---	---	---	---	---	---
4.2 ft-lbs Net Torque GX100 98cc	808	Z9Y	---	---	---	---	.025
MINI 4-CYCLE							
.74 ft-lbs Net Torque GX25 25cc	978	RY4C	---	---	---	---	.024
1.2 ft-lbs Net Torque GX35 35.8cc	978	RY4C	---	---	---	---	.024
OHC; 1hp GX22 OHC	808	Z9Y	---	---	---	---	.030
OHC; 1hp GX31 OHC 31cc	808	Z9Y	---	---	---	---	.025
OHC HORIZONTAL							
4hp GC135	322	RN11YC4	302	N11YC	5322	322EZ	.030
5hp GC160A 160cc	415	RN9YC	---	---	5322	322EZ	.028
6.9 ft-lbs Net Torque GC160 160cc	322	RN11YC4	302	N11YC	5322	322EZ	.030
8.3 ft-lbs Net Torque GC190 187cc	322	RN11YC4	302	N11YC	5322	322EZ	.030
8.3 ft-lbs Net Torque GS190 187cc	415	RN9YC	---	---	5322	322EZ	.028
OHC VERTICAL							
V-Twin; 16hp GXV530, GCV530 V-Twin	322	RN11YC4	302	N11YC	5322	322EZ	.030
4.5hp GCV135	322	RN11YC4	302	N11YC	5322	322EZ	.030
5.5hp GCV160A 160cc	415	RN9YC	---	---	5322	322EZ	.028
6.9 ft-lbs Net Torque GCV160 160cc	415	RN9YC	---	---	5322	322EZ	.028
8.3 ft-lbs Net Torque GCV190 187cc	415	RN9YC	---	---	5322	322EZ	.028
OHV							
18hp GX610K1 614cc	31	RN14MC5	---	---	5322	322EZ	.028
20hp GX620K1 614cc	31	RN14MC5	---	---	5322	322EZ	.028
24hp GX670 670cc	31	RN14MC5	---	---	5322	322EZ	.028
OHV HORIZONTAL							
13.4 ft-lbs Net Torque iGX240 270cc	415	RN9YC	---	---	5322	322EZ	.028
13.5 ft-lbs Net Torque GX240 270cc	322	RN11YC4	302	N11YC	5322	322EZ	.030
Liquid; 13hp GX360 Liquid	929	RL95YC	---	---	---	---	.030
14.1 ft-lbs Net Torque GX270 270cc	322	RN11YC4	302	N11YC	5322	322EZ	.030
14.1 ft-lbs Net Torque iGX270 270cc	415	RN9YC	---	---	5322	322EZ	.028
V-Twin; 18hp GX610 V-Twin	322	RN11YC4	302	N11YC	5322	322EZ	.030
19.5 ft-lbs Net Torque GX340 389cc	322	RN11YC4	302	N11YC	5322	322EZ	.030
19.5 ft-lbs Net Torque GX390 389cc	322	RN11YC4	302	N11YC	5322	322EZ	.030
19.5 ft-lbs Net Torque iGX340 389cc	415	RN9YC	---	---	5322	322EZ	.028
19.5 ft-lbs Net Torque iGX390 389cc	415	RN9YC	---	---	5322	322EZ	.028
2.0 ft-lbs Net Torque GXH50 49cc	808	Z9Y	---	---	---	---	.030
V-Twin; 20hp GX620, GX640 V-Twin	322	RN11YC4	302	N11YC	5322	322EZ	.030
V-Twin; 24hp GX670 V-Twin	322	RN11YC4	302	N11YC	5322	322EZ	.030
3.5hp GX110	322	RN11YC4	302	N11YC	5322	322EZ	.030
3hp GX100	808	Z9Y	---	---	---	---	.030
5.4 ft-lbs Net Torque GX120 118cc	322	RN11YC4	302	N11YC	5322	322EZ	.030
5hp GX140	322	RN11YC4	302	N11YC	5322	322EZ	.030
7.6 ft-lbs Net Torque GX160 163cc	415	RN9YC	---	---	5322	322EZ	.028
9.1 ft-lbs Net Torque GX200 196cc	322	RN11YC4	302	N11YC	5322	322EZ	.030
OHV VERTICAL							
15.9 ft-lbs Net Torque GXV340 337cc	322	RN11YC4	302	N11YC	5322	322EZ	.030
V-Twin; 16hp GXV530 V-Twin	322	RN11YC4	302	N11YC	5322	322EZ	.030
17.8 ft-lbs Net Torque GXV390 389cc	322	RN11YC4	302	N11YC	5322	322EZ	.030
V-Twin; 18hp GXV610 V-Twin	322	RN11YC4	302	N11YC	5322	322EZ	.030
2.0 ft-lbs Net Torque GXV50 49cc	808	Z9Y	---	---	---	---	.030
V-Twin; 20hp GXV620 V-Twin	322	RN11YC4	302	N11YC	5322	322EZ	.030
V-Twin; 24hp GXV670 V-Twin	322	RN11YC4	302	N11YC	5322	322EZ	.030
4hp GXV120	322	RN11YC4	302	N11YC	5322	322EZ	.030
5hp GXV140	322	RN11YC4	302	N11YC	5322	322EZ	.030
6.5hp GXV200	322	RN11YC4	302	N11YC	5322	322EZ	.030
7.1 ft-lbs Net Torque GXV160 163cc	322	RN11YC4	302	N11YC	5322	322EZ	.030
8.3 ft-lbs Net Torque GSV190 187cc	415	RN9YC	---	---	5322	322EZ	.028



Model/Engine	Copper Plus®		Alternate Plug		EZ Start™	EZ Start™ w/Eco-Core	Gap
	Stk #	Plug Type	Stk #	Plug Type			
HONDA (cont)							
OHV VERTICAL (cont)							
8hp GXV240	322	RN11YC4	302	N11YC	5322	322EZ	.030
9hp GXV270	322	RN11YC4	302	N11YC	5322	322EZ	.030
V-TWIN							
16hp GXV610 614cc	31	RN14MC5	---	---	5322	322EZ	.028
17.8hp GXV620 614cc	31	RN14MC5	---	---	5322	322EZ	.028
20.8hp GX670 614cc	31	RN14MC5	---	---	5322	322EZ	.028
GXV530 530cc	322	RN11YC4	302	N11YC	5322	322EZ	.028
KAWASAKI							
2-CYCLE							
0.6hp TD18	840	RCJ8	843	CJ8	5843	843EZ	.030
0.7hp TG20	840	RCJ8	843	CJ8	5843	843EZ	.030
0.8hp TA22MX, TD24, TF22, TG24	840	RCJ8	843	CJ8	5843	843EZ	.030
1.2hp KT12AD/J, TD33	840	RCJ8	843	CJ8	5843	843EZ	.030
1.2hp TA33MX, TG33	849	CJ6	---	---	---	---	.030
1.3hp KT15	849	CJ6	---	---	---	---	.030
1.3hp TH23	859	RCJ7Y	853	CJ7Y	5843	843EZ	.030
1.5hp KT17J	849	CJ6	---	---	---	---	.030
1.5hp TH26	859	RCJ7Y	853	CJ7Y	5843	843EZ	.030
1.65hp TD40	840	RCJ8	843	CJ8	5843	843EZ	.030
1.6hp TG28	840	RCJ8	843	CJ8	5843	843EZ	.030
1.8hp KT18	840	RCJ8	843	CJ8	5843	843EZ	.030
10hp KF100D	896	L90C	---	---	---	---	.025
14hp KF150	896	L90C	---	---	---	---	.025
1hp KT10	849	CJ6	---	---	---	---	.030
2.1hp KT30	871	RJ8C	841	J8C	5843	843EZ	.030
2.3hp TA36MX	102	RJ6C	823	J6C	---	---	.030
2.4hp KF24	830	RL86C	306	L86C	---	---	.025
2.4hp TE40-MX	840	RCJ8	843	CJ8	5843	843EZ	.030
2.8hp KT28	840	RCJ8	843	CJ8	5843	843EZ	.030
2.9hp TD48	840	RCJ8	843	CJ8	5843	843EZ	.030
20hp KF200	896	L90C	---	---	---	---	.025
3.1hp TA51MX	840	RCJ8	843	CJ8	5843	843EZ	.030
3.2hp TEX45	852	RCJ6Y	858	CJ6Y	5852	852EZ	.030
3.4hp KF34	871	RJ8C	841	J8C	5843	843EZ	.025
3.6hp FG150D 151cc	929	RL95YC	---	---	---	---	.025
3.7hp TEX54	863	RCJ8Y	848	CJ8Y	5843	843EZ	.030
4hp KT43	830	RL86C	306	L86C	---	---	.030
5hp FG200D	929	RL95YC	---	---	---	---	.025
5hp KF53D, DA	830	RL86C	306	L86C	---	---	.025
6.5hp KF64	871	RJ8C	841	J8C	5843	843EZ	.030
6hp FG270D	806	L92YC	---	---	---	---	.030
7.5hp FG300D	929	RL95YC	---	---	---	---	.025
7hp KF68	871	RJ8C	841	J8C	5843	843EZ	.025
8.1hp KF81	871	RJ8C	841	J8C	5843	843EZ	.030
8.2hp KF82	896	L90C	---	---	---	---	.025
KF200	896	L90C	---	---	---	---	.025
OHV HORIZONTAL 4-CYCLE							
11.5hp FE350D 351cc	322	RN11YC4	302	N11YC	5322	322EZ	.030
13hp FE400D, FJ400D	322	RN11YC4	302	N11YC	5322	322EZ	.030
V-Twin; After SN 105501; 16hp FD501D V-Twin; After SN 105501 437cc	322	RN11YC4	302	N11YC	5322	322EZ	.028
V-Twin; Before SN 105502; 16hp FD501D V-Twin; Before SN 105502 437cc	840	RCJ8	843	CJ8	5843	843EZ	.025
V-Twin; 19hp FH601D V-Twin 675cc	405	RN14YC	---	---	5322	322EZ	.025
V-Twin; After SN 254224; 20hp FD611D V-Twin; After SN 254224	322	RN11YC4	302	N11YC	5322	322EZ	.025
V-Twin; Before SN 254225; 20hp FD611D V-Twin; Before SN 254225	840	RCJ8	843	CJ8	5843	843EZ	.025
Liquid Cooled; V-Twin; w-3/4" reach plug; 20hp FD620D Liquid Cooled; V-Twin; w-3/4" reach plug 617cc	405	RN14YC	---	---	5322	322EZ	.025
Liquid Cooled; V-Twin; w-3/8" reach plug; 20hp FD620D Liquid Cooled; V-Twin; w-3/8" reach plug 617cc	840	RCJ8	843	CJ8	5843	843EZ	.040
Liquid Cooled; V-Twin; 20hp FD620V Liquid Cooled; V-Twin	840	RCJ8	843	CJ8	5843	843EZ	.040
V-Twin; 21hp FH641D V-Twin 675cc	405	RN14YC	---	---	5322	322EZ	.025

**POWER EQUIPMENT ENGINES**MOTEURS D'ÉQUIPEMENT MOTORISÉ
MOTORES DE EQUIPOS

Model/Engine	Copper Plus®		Alternate Plug		EZ Start™	EZ Start™ w/Eco-Core	Gap
	Stk #	Plug Type	Stk #	Plug Type			
KAWASAKI (cont)							
OHV HORIZONTAL 4-CYCLE (cont)							
Liquid Cooled; V-Twin; w-3/8" reach plug; 22hp FD661D Liquid Cooled; V-Twin; w-3/8" reach plug 617cc	840	RCJ8	843	CJ8	5843	843EZ	.025
Liquid Cooled; V-Twin; 23hp FH671D, FD671D Liquid Cooled; V-Twin	404	RN12YC	38	N12YC	---	---	.025
V-Twin; 23hp FH680D V-Twin 675cc	405	RN14YC	---	---	5322	322EZ	.025
Liquid Cooled; V-Twin; 25hp FD711D Liquid Cooled; V-Twin 745cc	404	RN12YC	38	N12YC	---	---	.025
Liquid Cooled; V-Twin; 25hp FH711D, FD711D Liquid Cooled; V-Twin	404	RN12YC	38	N12YC	---	---	.025
Liquid Cooled; V-Twin; 25hp FH721D Liquid Cooled; V-Twin 675cc	405	RN14YC	---	---	5322	322EZ	.025
27hp FD750D 745cc	405	RN14YC	---	---	5322	322EZ	.025
Liquid Cooled; V-Twin; 27hp FH750D, FD750D Liquid Cooled; V-Twin	404	RN12YC	38	N12YC	---	---	.025
28hp FH781V	404	RN12YC	38	N12YC	---	---	.025
Liquid Cooled; V-Twin; w/DFI; 29hp FD791D Liquid Cooled; V-Twin; w/DFI 745cc	405	RN14YC	---	---	5322	322EZ	.025
30hp FH841V	404	RN12YC	38	N12YC	---	---	.025
33hp FH900V	404	RN12YC	38	N12YC	---	---	.025
3hp FJ100D 98cc	830	RL86C	---	---	---	---	.030
41.3 ft-lbs Max Torque FH770D KAI Liquid Cooled; V-Twin; w/DFI 764cc	405	RN14YC	---	---	5322	322EZ	.025
43.5 ft-lbs Max Torque FD851D-DFI Liquid Cooled; V-Twin; w/DFI 824cc	405	RN14YC	---	---	5322	322EZ	.025
4hp FE120D 124cc	322	RN11YC4	302	N11YC	5322	322EZ	.030
5.5hp FE170D 171cc	322	RN11YC4	302	N11YC	5322	322EZ	.030
8hp FE250D 249cc	322	RN11YC4	302	N11YC	5322	322EZ	.030
9.5hp FE290D 286cc	322	RN11YC4	302	N11YC	5322	322EZ	.030
Liquid Cooled; V-Twin; FD711D Liquid Cooled; V-Twin 745cc	404	RN12YC	38	N12YC	---	---	.025
FH900V	404	RN12YC	38	N12YC	---	---	.025
OHV VERTICAL 4-CYCLE							
13hp FC400V, FC401V	322	RN11YC4	302	N11YC	5322	322EZ	.030
V-Twin; 13hp FH381V V-Twin 431cc	863	RCJ8Y	848	CJ8Y	5843	843EZ	.025
Liquid Cooled; V-Twin; 14.5hp FD440V Liquid Cooled; V-Twin 437cc	840	RCJ8	843	CJ8	5843	843EZ	.025
14hp FC420V 423cc	322	RN11YC4	302	N11YC	5322	322EZ	.030
V-Twin; 15hp FH430V V-Twin 431cc	863	RCJ8Y	848	CJ8Y	5843	843EZ	.025
V-Twin; 15hp FH451V V-Twin 494cc	863	RCJ8Y	848	CJ8Y	5843	843EZ	.025
17hp FC540V 535cc	322	RN11YC4	302	N11YC	5322	322EZ	.025
V-Twin; After SN 105533; 17hp FD501V V-Twin; After SN 105533 437cc	322	RN11YC4	302	N11YC	5322	322EZ	.028
V-Twin; Before SN 105534; 17hp FD501V V-Twin; Before SN 105534 437cc	840	RCJ8	843	CJ8	5843	843EZ	.025
V-Twin; 17hp FH500V V-Twin 494cc	863	RCJ8Y	848	CJ8Y	5843	843EZ	.030
V-Twin; 17hp FH541V V-Twin 585cc	863	RCJ8Y	848	CJ8Y	5843	843EZ	.025
Liquid Cooled; V-Twin; 18hp FD590V Liquid Cooled; V-Twin 585cc	840	RCJ8	843	CJ8	5843	843EZ	.025
V-Twin; 18hp FH531V V-Twin 494cc	863	RCJ8Y	848	CJ8Y	5843	843EZ	.025
Liquid Cooled; V-Twin; 19hp FD601V Liquid Cooled; V-Twin	322	RN11YC4	302	N11YC	5322	322EZ	.025
19hp FH580V, FH580V KAI 585cc	863	RCJ8Y	848	CJ8Y	5843	843EZ	.025
V-Twin; 19hp FH601V V-Twin 675cc	322	RN11YC4	302	N11YC	5322	322EZ	.025
V-Twin; After SN 027682; 20hp FD611V V-Twin; After SN 027682 585cc	322	RN11YC4	302	N11YC	5322	322EZ	.025
V-Twin; Before SN 027683; 20hp FD611V V-Twin; Before SN 027683 585cc	840	RCJ8	843	CJ8	5843	843EZ	.025
Liquid Cooled; V-Twin; 21hp FD641V Liquid Cooled; V-Twin	322	RN11YC4	302	N11YC	5322	322EZ	.025
V-Twin; 21hp FH641V V-Twin 675cc	405	RN14YC	---	---	5322	322EZ	.025
Liquid Cooled; V-Twin; w-3/4" reach plug; 22hp FD661D Liquid Cooled; V-Twin; w-3/4" reach plug 617cc	322	RN11YC4	302	N11YC	5322	322EZ	.025
Liquid Cooled; V-Twin; 23hp FD680V Liquid Cooled; V-Twin	322	RN11YC4	302	N11YC	5322	322EZ	.025
V-Twin; 23hp FH680V V-Twin 675cc	405	RN14YC	---	---	5322	322EZ	.025
Liquid Cooled; V-Twin; 25hp FD721V Liquid Cooled; V-Twin	322	RN11YC4	302	N11YC	5322	322EZ	.025
V-Twin; 25hp FH721V V-Twin 675cc	405	RN14YC	---	---	5322	322EZ	.025
26hp FD731V 675cc	405	RN14YC	---	---	5322	322EZ	.025
28.3 ft-lbs Max Torque FS481V, FX481V V-Twin 603cc	405	RN14YC	---	---	5322	322EZ	.025
28.8 ft-lbs Max Torque FR541V, FS541V, FX541V V-Twin 603cc	405	RN14YC	---	---	5322	322EZ	.025
29.8 ft-lbs Max Torque FR600V, FS600V, FX600 V-Twin 603cc	405	RN14YC	---	---	5322	322EZ	.025
39.2 ft-lbs Max Torque FR651V, FS651V, FX651V V-Twin 726cc	405	RN14YC	---	---	5322	322EZ	.025
39.6 ft-lbs Max Torque FR691V, FS691V, FX691V V-Twin 726cc	405	RN14YC	---	---	5322	322EZ	.025
40.0 ft-lbs Max Torque FR730V, FS730V, FX730V V-Twin 726cc	405	RN14YC	---	---	5322	322EZ	.025
40.0 ft-lbs Max Torque FX850V-DFI w/DFI 852cc	405	RN14YC	---	---	5322	322EZ	.025
45.7 ft-lbs Max Torque FX751V 852cc	405	RN14YC	---	---	5322	322EZ	.025
45.7 ft-lbs Max Torque FX751V-DFI w/DFI 852cc	405	RN14YC	---	---	5322	322EZ	.025



Model/Engine	Copper Plus®		Alternate Plug		EZ Start™	EZ Start™ w/Eco-Core	Gap
	Stk #	Plug Type	Stk #	Plug Type			
KAWASAKI (cont)							
OHV VERTICAL 4-CYCLE (cont)							
46.4 ft-lbs Max Torque FX801V 852cc	405	RN14YC	---	---	5322	322EZ	.025
46.4 ft-lbs Max Torque FX801V-DFI w/DFI 852cc	405	RN14YC	---	---	5322	322EZ	.025
46.4 ft-lbs Max Torque FX850V 852cc	405	RN14YC	---	---	5322	322EZ	.025
49.2 ft-lbs Max Torque FX921V V-Twin 999cc	405	RN14YC	---	---	5322	322EZ	.025
49.2 ft-lbs Max Torque FX921V-DFI w/DFI 999cc	405	RN14YC	---	---	5322	322EZ	.025
51.3 ft-lbs Max Torque FX1000V 999cc	322	RN11YC4	302	N11YC	5322	322EZ	.030
51.3 ft-lbs Max Torque FX1000V-DFI w/DFI 999cc	405	RN14YC	---	---	5322	322EZ	.025
5hp FC150V 153cc	322	RN11YC4	302	N11YC	5322	322EZ	.025
6hp FC180V 182cc	322	RN11YC4	302	N11YC	5322	322EZ	.025
6hp FJ180V 179cc	322	RN11YC4	302	N11YC	5322	322EZ	.030
9hp FC290V 286cc	322	RN11YC4	302	N11YC	5322	322EZ	.030
FX730V	405	RN14YC	---	---	5322	322EZ	.025
SIDE VALVE 4-CYCLE							
1.7hp FA76D	840	RCJ8	843	CJ8	5843	843EZ	.025
12.5hp FB460V 460cc	863	RCJ8Y	848	CJ8Y	5843	843EZ	.025
3.1hp FA130D 129cc	840	RCJ8	843	CJ8	5843	843EZ	.025
5.2hp FA210D, R, FA210V	840	RCJ8	843	CJ8	5843	843EZ	.025
KIORITZ							
13.8cc	840	RCJ8	843	CJ8	5843	843EZ	.030
14cc	840	RCJ8	843	CJ8	5843	843EZ	.030
16cc	840	RCJ8	843	CJ8	5843	843EZ	.030
20.1cc	840	RCJ8	843	CJ8	5843	843EZ	.030
20cc	840	RCJ8	843	CJ8	5843	843EZ	.030
21.2cc	840	RCJ8	843	CJ8	5843	843EZ	.030
21cc	840	RCJ8	843	CJ8	5843	843EZ	.030
24cc	859	RCJ7Y	853	CJ7Y	5843	843EZ	.030
28cc	863	RCJ8Y	848	CJ8Y	5843	843EZ	.030
30.1cc	840	RCJ8	843	CJ8	5843	843EZ	.030
30.8cc	840	RCJ8	843	CJ8	5843	843EZ	.030
35.2cc	840	RCJ8	843	CJ8	5843	843EZ	.030
39.7cc	840	RCJ8	843	CJ8	5843	843EZ	.030
44.3cc	840	RCJ8	843	CJ8	5843	843EZ	.030
49.9cc	863	RCJ8Y	848	CJ8Y	5843	843EZ	.030
55cc	859	RCJ7Y	853	CJ7Y	5843	843EZ	.030
78.6cc	859	RCJ7Y	853	CJ7Y	5843	843EZ	.030
KOHLER							
AEGIS LIQUID COOLED							
4-Cycle; V-Twin; OHV; 17hp LV560 4-Cycle; V-Twin; OHV	431	RC14YC	---	---	5071	71EZ	.040
4-Cycle; V-Twin; OHV; 20hp LV625 4-Cycle; V-Twin; OHV 624cc	431	RC14YC	---	---	5071	71EZ	.030
4-Cycle; V-Twin; OHV; 22hp LH640, LH630 4-Cycle; V-Twin; OHV 624cc	431	RC14YC	---	---	5071	71EZ	.030
4-Cycle; V-Twin; OHV; 23hp LV675 4-Cycle; V-Twin; OHV	431	RC14YC	---	---	5071	71EZ	.040
4-Cycle; V-Twin; OHV; 24hp LV680 4-Cycle; V-Twin; OHV 674cc	431	RC14YC	---	---	5071	71EZ	.030
4-Cycle; V-Twin; OHV; 25hp LH685 4-Cycle; V-Twin; OHV 674cc	431	RC14YC	---	---	5071	71EZ	.030
4-Cycle; V-Twin; OHV; 26hp LH690 4-Cycle; V-Twin; OHV 674cc	431	RC14YC	---	---	5071	71EZ	.030
4-Cycle; V-Twin; OHV; 27hp LH750 4-Cycle; V-Twin; OHV	431	RC14YC	---	---	5071	71EZ	.030
4-Cycle; V-Twin; OHV; 28hp LH755 4-Cycle; V-Twin; OHV 748cc	431	RC14YC	---	---	5071	71EZ	.030
4-Cycle; V-Twin; OHV; w/EFI; 31hp LH775 4-Cycle; V-Twin; OHV; w/EFI 748cc	431	RC14YC	---	---	5071	71EZ	.030
COMMAND/COMMAND PRO SERIES							
4-Cycle; Single; OHV; 10hp CS10 4-Cycle; Single; OHV 301cc	405	RN14YC	---	---	5322	322EZ	.030
4-Cycle; Single; OHV; 11hp CH11 4-Cycle; Single; OHV 398cc	71	RC12YC	946	QC12YC	---	71EZ	.040
4-Cycle; Single; OHV; 11hp CV11 4-Cycle; Single; OHV 398cc	71	RC12YC	946	QC12YC	---	71EZ	.040
Air Cooled, Single; OHV; w/LPG; 11hp CV11, CH11 Air Cooled, Single; OHV; w/LPG 398cc	412	RC12LYC	2412	---	---	---	.030
4-Cycle; Single; OHV; 12.5hp CH12.5 4-Cycle; Single; OHV 398cc	71	RC12YC	946	QC12YC	---	71EZ	.040
4-Cycle; Single; OHV; 12.5hp CV12.5 4-Cycle; Single; OHV 398cc	71	RC12YC	946	QC12YC	---	71EZ	.040
4-Cycle; Single; OHV; 12hp CS12 4-Cycle; Single; OHV 357cc	405	RN14YC	---	---	5322	322EZ	.030
4-Cycle, Single; OHV; w/LPG; 13hp CH13, CV13 4-Cycle, Single; OHV; w/LPG 398cc	412	RC12LYC	2412	---	---	---	.040
4-Cycle; Single; OHV; 13hp CH13, CV13 4-Cycle; Single; OHV 398cc	71	RC12YC	946	QC12YC	---	71EZ	.040
13hp CH430 426cc	2430	---	---	---	---	---	.030

**POWER EQUIPMENT ENGINES**MOTEURS D'ÉQUIPEMENT MOTORISÉ
MOTORES DE EQUIPOS

Model/Engine	Copper Plus®		Alternate Plug		EZ Start™	EZ Start™ w/Eco-Core	Gap
	Stk #	Plug Type	Stk #	Plug Type			
KOHLER (cont)							
COMMAND/COMMAND PRO SERIES (cont)							
4-Cycle; Single; OHV; 13hp CS13 Hydro 4-Cycle; Single; OHV	71	RC12YC	946	QC12YC	---	71EZ	.030
Air Cooled, Single; OHV; 13hp CV3 Air Cooled, Single; OHV 426cc	71	RC12YC	946	QC12YC	---	71EZ	.040
4-Cycle; Single; OHV; 14hp CH14 4-Cycle; Single; OHV 398cc	71	RC12YC	946	QC12YC	---	71EZ	.040
14hp CH440 429cc	71	RC12YC	946	QC12YC	5071	71EZ	.030
4-Cycle; Single; OHV; 14hp CV14 4-Cycle; Single; OHV 398cc	71	RC12YC	946	QC12YC	---	71EZ	.040
Air Cooled, Single; OHV; w/LPG; 14hp CV14, CH14 Air Cooled, Single; OHV; w/LPG 398cc	412	RC12LYC	2412	---	---	---	.030
4-Cycle; Single; OHV; 15hp CH15, CV15 4-Cycle; Single; OHV 426cc	71	RC12YC	946	QC12YC	---	71EZ	.040
4-Cycle; Single; OHV; 16hp CH16, CV16 4-Cycle; Single; OHV 426cc	71	RC12YC	946	QC12YC	---	71EZ	.030
4-Cycle; OHV; 16hp CV460 4-Cycle; OHV 460cc	71	RC12YC	946	QC12YC	---	71EZ	.040
Air Cooled; V-Twin; OHV; 17hp CV17 Air Cooled; V-Twin; OHV 561cc	71	RC12YC	946	QC12YC	---	71EZ	.030
Air Cooled, Single; OHV; 17hp CV490 Air Cooled, Single; OHV 490cc	71	RC12YC	946	QC12YC	---	71EZ	.040
4-Cycle; Single; OHV; 17hp CV493 4-Cycle; Single; OHV 490cc	71	RC12YC	946	QC12YC	---	71EZ	.040
4-Cycle; V-Twin; OHV; 18hp CV18, CH18 4-Cycle; V-Twin; OHV 624cc	71	RC12YC	946	QC12YC	---	71EZ	.030
Air Cooled, Single; OHV; 18hp CV492 Air Cooled, Single; OHV 490cc	71	RC12YC	946	QC12YC	---	71EZ	.040
EFI Horizontal V-Twin; 19hp ECH630 EFI Horizontal V-Twin 694cc	71	RC12YC	946	QC12YC	5071	71EZ	.030
EFI Vertical V-Twin; 19hp ECV630 EFI Vertical V-Twin 694cc	71	RC12YC	946	QC12YC	5071	71EZ	.030
4-Cycle; V-Twin; OHV; 20hp CH20 4-Cycle; V-Twin; OHV	71	RC12YC	946	QC12YC	---	71EZ	.030
4-Cycle; V-Twin; OHV; w/LPG; 20hp CH20 4-Cycle; V-Twin; OHV; w/LPG	71	RC12YC	946	QC12YC	---	71EZ	.020
4-Cycle; V-Twin; OHV; 20hp CV20 4-Cycle; V-Twin; OHV 624cc	71	RC12YC	946	QC12YC	---	71EZ	.030
Air Cooled; V-Twin; OHV; 20hp CV20 Air Cooled; V-Twin; OHV	71	RC12YC	946	QC12YC	---	71EZ	.030
EFI Horizontal V-Twin; 21hp ECH650 EFI Horizontal V-Twin 694cc	71	RC12YC	946	QC12YC	5071	71EZ	.030
EFI Vertical V-Twin; 21hp ECV650 EFI Vertical V-Twin 694cc	71	RC12YC	946	QC12YC	5071	71EZ	.030
4-Cycle; V-Twin; OHV; 22hp CH22, CV22 4-Cycle; V-Twin; OHV 674cc	71	RC12YC	946	QC12YC	---	71EZ	.030
4-Cycle; V-Twin; OHV; 22hp CH23 4-Cycle; V-Twin; OHV 674cc	71	RC12YC	946	QC12YC	---	71EZ	.040
4-Cycle; V-Twin; OHV; 23hp CV23 4-Cycle; V-Twin; OHV 674cc	71	RC12YC	946	QC12YC	---	71EZ	.030
EFI Horizontal V-Twin; 23hp ECH680 EFI Horizontal V-Twin 694cc	71	RC12YC	946	QC12YC	5071	71EZ	.030
EFI Vertical V-Twin; 23hp ECV680 EFI Vertical V-Twin 694cc	71	RC12YC	946	QC12YC	5071	71EZ	.030
4-Cycle; V-Twin; OHV; 25hp CH730 4-Cycle; V-Twin; OHV 725cc	71	RC12YC	946	QC12YC	---	71EZ	.030
4-Cycle; V-Twin; OHV; 25hp CV25, CH25 4-Cycle; V-Twin; OHV	71	RC12YC	946	QC12YC	---	71EZ	.030
4-Cycle; V-Twin; OHV; 25hp CV730 4-Cycle; V-Twin; OHV 725cc	71	RC12YC	946	QC12YC	---	71EZ	.030
EFI Horizontal V-Twin; 25hp ECH730 EFI Horizontal V-Twin 747cc	71	RC12YC	946	QC12YC	5071	71EZ	.030
EFI Vertical V-Twin; 25hp ECV730 EFI Vertical V-Twin 747cc	71	RC12YC	946	QC12YC	5071	71EZ	.030
4-Cycle; V-Twin; OHV; w/EFI; 26hp CH26, CV26 4-Cycle; V-Twin; OHV; w/EFI 725cc	71	RC12YC	946	QC12YC	---	71EZ	.030
Air Cooled; V-Twin; OHV; 27hp CH27 Air Cooled; V-Twin; OHV	71	RC12YC	946	QC12YC	---	71EZ	.040
4-Cycle; V-Twin; OHV; 27hp CH740 4-Cycle; V-Twin; OHV 725cc	71	RC12YC	946	QC12YC	---	71EZ	.030
4-Cycle; V-Twin; OHV; 27hp CV740 4-Cycle; V-Twin; OHV 725cc	982	XC12YC	---	---	---	71EZ	.030
EFI Horizontal V-Twin; 27hp ECH740 EFI Horizontal V-Twin 747cc	71	RC12YC	946	QC12YC	5071	71EZ	.030
EFI Vertical V-Twin; 27hp ECV740 EFI Vertical V-Twin 747cc	71	RC12YC	946	QC12YC	5071	71EZ	.030
4-Cycle; V-Twin; OHV; 28hp CH745 4-Cycle; V-Twin; OHV 725cc	71	RC12YC	946	QC12YC	---	71EZ	.030
OHV; w/EFI; 28hp CH745 OHV; w/EFI 725cc	982	XC12YC	---	---	---	71EZ	.030
OHV; w/EFI; 28hp CV745 OHV; w/EFI 725cc	982	XC12YC	---	---	---	71EZ	.030
EFI Horizontal V-Twin; 29hp ECH749 EFI Horizontal V-Twin 747cc	71	RC12YC	946	QC12YC	5071	71EZ	.030
EFI Vertical V-Twin; 29hp ECV749 EFI Vertical V-Twin 747cc	71	RC12YC	946	QC12YC	5071	71EZ	.030
4-Cycle; V-Twin; OHV; 30hp CH750 4-Cycle; V-Twin; OHV 747cc	71	RC12YC	946	QC12YC	---	71EZ	.030
30hp CV750 747cc	982	XC12YC	---	---	---	71EZ	.030
34hp CH940, CV940 999cc	988	XC10YC	---	---	---	---	.030
36hp CH960, CV960 999cc	988	XC10YC	---	---	---	---	.030
V-Twin; 38hp CH980 V-Twin 999cc	988	XC10YC	---	---	---	---	.030
38hp CV980 999cc	988	XC10YC	---	---	---	---	.030
Horizontal; V-twin; 40hp CH1000 Horizontal; V-twin 999cc	988	XC10YC	---	---	---	---	.030
40hp CV1000 999cc	988	XC10YC	---	---	---	---	.030
4-Cycle; Single; OHV; 4hp CS4 4-Cycle; Single; OHV 123cc	405	RN14YC	---	---	5322	322EZ	.030
OHV; 5hp CH5 OHV	71	RC12YC	946	QC12YC	---	71EZ	.040
4-Cycle; OHV; 6hp CH6, XKE6 4-Cycle; OHV 180cc	71	RC12YC	946	QC12YC	---	71EZ	.040
4-Cycle; Single; OHV; 6hp CS6 4-Cycle; Single; OHV 171cc	405	RN14YC	---	---	5322	322EZ	.030
7hp CH270 208cc	71	RC12YC	946	QC12YC	5071	71EZ	.030
4-Cycle; Single; OHV; 8.5hp CS8.5 4-Cycle; Single; OHV 250cc	405	RN14YC	---	---	5322	322EZ	.030
9.5hp CH395 277cc	71	RC12YC	946	QC12YC	5071	71EZ	.030



Model/Engine	Copper Plus®		Alternate Plug		EZ Start™	EZ Start™ w/Eco-Core	Gap
	Stk #	Plug Type	Stk #	Plug Type			
KOHLER (cont)							
COURAGE							
Air Cooled, Single; OHV; 15hp SV470 Air Cooled, Single; OHV 535cc	71	RC12YC	946	QC12YC	---	71EZ	.030
Air Cooled, Single; OHV; 16hp SV480 Air Cooled, Single; OHV 535cc	71	RC12YC	946	QC12YC	---	71EZ	.030
Air Cooled, Single; OHV; 17hp SV530 Air Cooled, Single; OHV 535cc	71	RC12YC	946	QC12YC	---	71EZ	.030
Air Cooled, Single; OHV; 18hp SV540 Air Cooled, Single; OHV 535cc	71	RC12YC	946	QC12YC	---	71EZ	.030
Air Cooled, Single; OHV; 19hp SV590 Air Cooled, Single; OHV 597cc	71	RC12YC	946	QC12YC	---	71EZ	.030
Air Cooled, Single; OHV; 20hp SV600 Air Cooled, Single; OHV 597cc	71	RC12YC	946	QC12YC	---	71EZ	.030
20hp SV710 725cc	71	RC12YC	946	QC12YC	---	71EZ	.030
21hp SV610 597cc	71	RC12YC	946	QC12YC	---	71EZ	.030
22hp SV620 597cc	71	RC12YC	946	QC12YC	---	71EZ	.025
22hp SV715 725cc	71	RC12YC	946	QC12YC	---	71EZ	.030
23hp SV720 725cc	71	RC12YC	946	QC12YC	---	71EZ	.030
24hp SV725 725cc	71	RC12YC	946	QC12YC	---	71EZ	.030
4-Cycle; V-Twin; OHV; 25hp SV730 4-Cycle; V-Twin; OHV 725cc	71	RC12YC	946	QC12YC	---	71EZ	.030
25hp SV730 725cc	71	RC12YC	946	QC12YC	---	71EZ	.025
26hp SV735 725cc	71	RC12YC	946	QC12YC	---	71EZ	.030
27hp SV740 725cc	71	RC12YC	946	QC12YC	---	71EZ	.030
3.5hp XT-6 173cc	810	RA8HC	---	---	---	---	.025
4.5hp XT-7 173cc	71	RC12YC	946	QC12YC	---	71EZ	.025
6.5 ft-lbs Torque XT-6.5 149cc	810	RA8HC	---	---	---	---	.030
6.5hp SH265 196cc	71	RC12YC	946	QC12YC	5071	71EZ	.030
6.75 ft-lbs Torque XT-6.75 149cc	810	RA8HC	---	---	---	---	.030
8.00 ft-lbs Torque XT-8 173cc	71	RC12YC	946	QC12YC	5071	71EZ	.030
COURAGE PRO							
20hp SV810 725cc	71	RC12YC	946	QC12YC	---	71EZ	.030
V-Twin; OHV; 23hp SV820 V-Twin; OHV 725cc	71	RC12YC	946	QC12YC	---	71EZ	.030
25hp SV830 725cc	71	RC12YC	946	QC12YC	---	71EZ	.030
27hp SV840 725cc	71	RC12YC	946	QC12YC	---	71EZ	.025
K-SERIES							
10hp K241	854	RH10C	844	H10C	---	---	.030
12.5hp K330, K331	868	RJ19LM	861	J19LM	5861	861EZ	.030
12hp K301	854	RH10C	844	H10C	---	---	.030
14hp K321	854	RH10C	844	H10C	---	---	.030
16hp K341	854	RH10C	844	H10C	---	---	.030
Twin; 17hp KT17 Twin	25	RV17YC	---	---	---	---	.025
18hp K361	854	RH10C	844	H10C	---	---	.030
Twin; 18hp K482 Twin 47.7cid	868	RJ19LM	861	J19LM	5861	861EZ	.035
Twin; 19hp KT19 Twin	25	RV17YC	---	---	---	---	.025
2.7hp K7	592	RJ12C	---	---	---	---	.025
20hp K532	854	RH10C	844	H10C	---	---	.030
Twin; 21hp KT21 Twin	25	RV17YC	---	---	---	---	.025
Twin; 23hp K582 Twin	854	RH10C	844	H10C	---	---	.030
24hp K660, K662	868	RJ19LM	861	J19LM	5861	861EZ	.030
4hp K12	592	RJ12C	---	---	---	---	.025
4hp K91, K90	868	RJ19LM	861	J19LM	5861	861EZ	.025
5hp K121	871	RJ8C	841	J8C	5843	843EZ	.025
6.25hp K141	868	RJ19LM	861	J19LM	5861	861EZ	.025
7hp L161, K161	868	RJ19LM	861	J19LM	5861	861EZ	.025
8hp L181, K181	868	RJ19LM	861	J19LM	5861	861EZ	.025
MAGNUM							
10hp M10	854	RH10C	844	H10C	---	---	.030
12hp M12	854	RH10C	844	H10C	---	---	.030
14hp M14	854	RH10C	844	H10C	---	---	.030
16hp M16	854	RH10C	844	H10C	---	---	.030
Twin; 16hp MV16 Twin	25	RV17YC	---	---	---	---	.025
Twin; 18hp MV18, M18 Twin	25	RV17YC	---	---	---	---	.025
Twin; 20hp M20, MV20 Twin	25	RV17YC	---	---	---	---	.025
8hp M8	840	RCJ8	843	CJ8	5843	843EZ	.025
w/Extended Idle; 8hp M8 w/Extended Idle	868	RJ19LM	861	J19LM	5861	861EZ	.025
TRIAD							
Air Cooled; V-Twin; OHC; 16hp TH520, TH16 Air Cooled; V-Twin; OHC	71	RC12YC	946	QC12YC	---	71EZ	.040
Air Cooled; V-Twin; OHC; 16hp TH650 Air Cooled; V-Twin; OHC	71	RC12YC	946	QC12YC	5071	71EZ	.040

**POWER EQUIPMENT ENGINES**MOTEURS D'ÉQUIPEMENT MOTORISÉ
MOTORES DE EQUIPOS

Model/Engine	Copper Plus®		Alternate Plug		EZ Start™	EZ Start™ w/Eco-Core	Gap
	Stk #	Plug Type	Stk #	Plug Type			
KOHLER (cont)							
TRIAD (cont)							
Air Cooled; V-Twin; OHC; 18hp TH18, TH575 Air Cooled; V-Twin; OHC	71	RC12YC	946	QC12YC	---	71EZ	.040
KOMATSU ZENOAU							
G1A6, G1A 14.9cc	840	RCJ8	843	CJ8	5843	843EZ	.025
G1E 17.2cc	840	RCJ8	843	CJ8	5843	843EZ	.025
G2A 22.5cc	840	RCJ8	843	CJ8	5843	843EZ	.025
G2D30, G2D, G2C, G2A16 22.5cc	849	CJ6	---	---	---	---	.025
G2E 25.4cc	840	RCJ8	843	CJ8	5843	843EZ	.025
G3C76, G3C 31.7cc	830	RL86C	306	L86C	---	---	.025
G3D20, G3D10 31.7cc	863	RCJ8Y	848	CJ8Y	5843	843EZ	.025
G4C76, G4C63, G4C 37.4cc	830	RL86C	306	L86C	---	---	.025
G5C 52.5cc	871	RJ8C	841	J8C	5843	843EZ	.025
G5E2, G5E 52.5cc	830	RL86C	306	L86C	---	---	.025
KUBOTA							
13hp GH400	929	RL95YC	---	---	---	---	.028
21hp WG600-B	71	RC12YC	946	QC12YC	---	71EZ	.030
w/LPG; 22hp DF752-E, WG752-E w/LPG	71	RC12YC	946	QC12YC	---	71EZ	.020
w/Gasoline; 23hp WG752-E, DF752-E w/Gasoline	71	RC12YC	946	QC12YC	---	71EZ	.030
24.5hp WG750-B	71	RC12YC	946	QC12YC	---	71EZ	.030
24.5hp WG752	431	RC14YC	---	---	5071	71EZ	.030
w/LPG; 29.5hp WG1005-E w/LPG	71	RC12YC	946	QC12YC	---	71EZ	.020
w/LPG; 31hp DF1005-E w/LPG	71	RC12YC	946	QC12YC	---	71EZ	.020
w/Gasoline; 31hp DF1005-E, WG1005-E w/Gasoline	71	RC12YC	946	QC12YC	---	71EZ	.030
32.4hp WG972 962cc	71	RC12YC	946	QC12YC	---	71EZ	.025
5.5hp GH170-1	929	RL95YC	---	---	---	---	.028
8hp GH250	929	RL95YC	---	---	---	---	.028
9hp GH280	929	RL95YC	---	---	---	---	.028
LAUSON							
7/8" Heads	518	W18	---	---	---	---	.030
Gas; w/14mm heads	871	RJ8C	841	J8C	5843	843EZ	.030
Gas; w/18mm Heads	541	RD16	516	D16	---	---	.030
Kerosene; w/14mm heads	592	RJ12C	---	---	---	---	.030
Kerosene; w/18mm Heads	502	D21	---	---	---	---	.030
LPG; w/14mm heads	871	RJ8C	841	J8C	5843	843EZ	.015
HH150, HH140, HH130, HH160	874	RL82C	811	L82C	---	---	.030
LCT ENGINES							
1.5hp 63cc	415	RN9YC	300	N9YC	5322	322EZ	.030
12.5hp 414cc	415	RN9YC	300	N9YC	5322	322EZ	.030
2.5hp 98cc	415	RN9YC	300	N9YC	5322	322EZ	.030
4.0hp 136cc	415	RN9YC	300	N9YC	5322	322EZ	.030
6.5hp 208cc	415	RN9YC	300	N9YC	5322	322EZ	.030
7.5hp 254cc	415	RN9YC	300	N9YC	5322	322EZ	.030
8.5hp 291cc	415	RN9YC	300	N9YC	5322	322EZ	.030
LINAMAR							
HORIZONTAL SHAFT							
14hp ZX Series	929	RL95YC	---	---	---	---	.035
16hp LX Series	909	RS17YX	---	---	---	---	.025
18hp LX Series	909	RS17YX	---	---	---	---	.025
20hp LX Series	909	RS17YX	---	---	---	---	.025
24hp LX Series	909	RS17YX	---	---	---	---	.025
VERTICAL SHAFT							
14hp ZXV Series	929	RL95YC	---	---	---	---	.035
18hp LXV Series	909	RS17YX	---	---	---	---	.025
20hp LXV Series	909	RS17YX	---	---	---	---	.025
MARUYAMA							
AE SERIES ENGINES							
22.5cc	863	RCJ8Y	848	CJ8Y	5843	843EZ	.025
25.4cc	863	RCJ8Y	848	CJ8Y	5843	843EZ	.025
31.8cc	863	RCJ8Y	848	CJ8Y	5843	843EZ	.025
41.5cc	863	RCJ8Y	848	CJ8Y	5843	843EZ	.025
50.2cc	863	RCJ8Y	848	CJ8Y	5843	843EZ	.025



Model/Engine	Copper Plus®		Alternate Plug		EZ Start™	EZ Start™ w/Eco-Core	Gap
	Stk #	Plug Type	Stk #	Plug Type			
MCCULLOCH							
MC2110, MC2108, MC2106, MC2109	865	RDJ8J	847	DJ8J	5847	847EZ	.030
MINARELLI							
P4A, P3N, P4, P6, G1, P6/80, P3A	874	RL82C	811	L82C	---	---	.030
P6R, P4CS, P6CS, P4R	104	RN4C	803	N4C	---	---	.030
V2, C2, V1K, V1A, V1	830	RL86C	306	L86C	---	---	.030
MITSUBISHI							
0.5hp T50	840	RCJ8	843	CJ8	5843	843EZ	.030
0.7hp TM18	840	RCJ8	843	CJ8	5843	843EZ	.030
0.8hp T80	840	RCJ8	843	CJ8	5843	843EZ	.030
1.1hp T110	840	RCJ8	843	CJ8	5843	843EZ	.030
1.3hp T130, TM24	840	RCJ8	843	CJ8	5843	843EZ	.030
1.4hp T140	840	RCJ8	843	CJ8	5843	843EZ	.030
1.7hp T170, TM33	840	RCJ8	843	CJ8	5843	843EZ	.030
1.8hp T180	840	RCJ8	843	CJ8	5843	843EZ	.030
10.5hp G1050	840	RCJ8	843	CJ8	5843	843EZ	.030
12hp G1200	840	RCJ8	843	CJ8	5843	843EZ	.030
15hp G1500	840	RCJ8	843	CJ8	5843	843EZ	.030
1hp TM21	840	RCJ8	843	CJ8	5843	843EZ	.030
2.2hp G221	840	RCJ8	843	CJ8	5843	843EZ	.030
2.4hp T240	840	RCJ8	843	CJ8	5843	843EZ	.030
2.7hp G271	840	RCJ8	843	CJ8	5843	843EZ	.030
2.8hp T280	840	RCJ8	843	CJ8	5843	843EZ	.030
2hp T200	840	RCJ8	843	CJ8	5843	843EZ	.030
3.4hp T340	840	RCJ8	843	CJ8	5843	843EZ	.030
3.5hp T350, G351	840	RCJ8	843	CJ8	5843	843EZ	.030
4.3hp T430	840	RCJ8	843	CJ8	5843	843EZ	.030
4hp G400PV	840	RCJ8	843	CJ8	5843	843EZ	.030
4hp T400PV	859	RCJ7Y	853	CJ7Y	5843	843EZ	.030
5.7hp G711A	840	RCJ8	843	CJ8	5843	843EZ	.030
5hp G511	840	RCJ8	843	CJ8	5843	843EZ	.030
7hp G711	840	RCJ8	843	CJ8	5843	843EZ	.030
9hp G911, G1050A	840	RCJ8	843	CJ8	5843	843EZ	.030
OHV							
10hp GM301, GM300	322	RN11YC4	302	N11YC	5322	322EZ	.030
2.7hp GM90	322	RN11YC4	302	N11YC	5322	322EZ	.030
4.5hp GM150PV	322	RN11YC4	302	N11YC	5322	322EZ	.030
4hp GM131, GM130	322	RN11YC4	302	N11YC	5322	322EZ	.030
6hp GM180, GM181	322	RN11YC4	302	N11YC	5322	322EZ	.030
8hp GM290, GM291	322	RN11YC4	302	N11YC	5322	322EZ	.030
MOTO MORINI							
4M, 6M, FM6M, S5	830	RL86C	306	L86C	---	---	.030
MO3, M1, M101, MO, MO4	123	RN5C	120	N5C	---	---	.030
O & R							
Normal Service; 13B, 13A Normal Service	846	CJ14	---	---	5846	846EZ	.030
Severe Service; 13B, 13A Severe Service	840	RCJ8	843	CJ8	5843	843EZ	.030
Normal Service; 20A Normal Service	840	RCJ8	843	CJ8	5843	843EZ	.030
Severe Service; 20A Severe Service	849	CJ6	---	---	---	---	.030
Compact 1	842	UY6	---	---	---	---	.030
ONAN							
0.3TL-212R/1A	856	RJ17LM	845	J17LM	5861	861EZ	.025
AK, J60, 15JC, AH, JA, J120, 5JB, AAE, J30, JC, 10JC, JB, BH, CK, EL, LK-LKB	538	RH8C	587	H8C	---	---	.025
B48G, B48E, B43G, N-52M	909	RS17YX	---	---	---	---	.030
B48M	857	RH18Y	---	---	---	---	.030
OHV; E125H, E140H, E125V, E140V OHV	929	RL95YC	---	---	---	---	.035
EF, ED, EC	22	RF11YC	---	---	---	---	.025
HC, MTK, CW, JT, 1B, HR, HK, HN, HQ, V45, W4A, WAGS	514	D14	---	---	---	---	.025
KB, KA, IC, KR, MPG, OTC	102	RJ6C	823	J6C	---	---	.025
KKA, CUA	537	RH12	512	H12	---	---	.035
MH, NB, RCCK-MS	538	RH8C	587	H8C	---	---	.030
MJC, VB, ACK, OFA	557	XEJ8	---	---	---	---	.025

**POWER EQUIPMENT ENGINES**MOTEURS D'ÉQUIPEMENT MOTORISÉ
MOTORES DE EQUIPOS

Model/Engine	Copper Plus®		Alternate Plug		EZ Start™	EZ Start™ w/Eco•Core	Gap
	Stk #	Plug Type	Stk #	Plug Type			
ONAN (cont)							
MUK, MGO, GO	871	RJ8C	841	J8C	5843	843EZ	.025
NHA-MS, NHB-MS	123	RN5C	120	N5C	---	---	.030
Early Models; NHC-MS Early Models	123	RN5C	120	N5C	---	---	.030
Late '79-On; NHC-MS Late '79-On	909	RS17YX	---	---	---	---	.025
Gasoline; NHP Gasoline	123	RN5C	120	N5C	---	---	.030
LPG; NHP LPG	123	RN5C	120	N5C	---	---	.015
Twin; P216G, P218G, P220V, P240V, P224G, P226G, P220G, P218V	909	RS17YX	---	---	---	---	.025
Twin							
T260	909	RS17YX	---	---	---	---	.025
DIESEL							
DJC, MDJC, MDJB, MDJF, MDJE, RDJC, RDJF	167	CH3	---	---	---	---	
DJE, DJF	196	CH49	---	---	---	---	
12-valve; w/18mm heads; MDJA, DJA, DJB 12-valve; w/18mm heads	167	CH3	---	---	---	---	
12-valve; MDJA, MDJF, RDJC, DJA, MDJE, RDJF, MDJC, DJB, MDJB, DJC 12-valve	152	CH41	---	---	---	---	
24-valve; MDJA, MDJF, RDJF, DJA, MDJE, RDJC, MDJC, DJB, MDJB, DJC 24-valve	182	CH42	---	---	---	---	
ELITE							
OHV; 12.5hp E125H, E125V OHV	929	RL95YC	---	---	---	---	.035
OHV; 14hp E140H, E140V OHV	929	RL95YC	---	---	---	---	.035
PERFORMER							
Twin; 16hp P216G Twin	909	RS17YX	---	---	---	---	.025
Twin; 18hp P218G, P218V Twin	909	RS17YX	---	---	---	---	.025
Twin; 20hp P220G, P240V, P220V Twin	909	RS17YX	---	---	---	---	.025
Twin; 24hp P224G Twin	909	RS17YX	---	---	---	---	.025
Twin; 26hp P226G Twin	909	RS17YX	---	---	---	---	.025
POWER BEE							
U.S. MOTOR POWER							
4hp Series 580	871	RJ8C	841	J8C	5843	843EZ	.030
5hp Series 700	871	RJ8C	841	J8C	5843	843EZ	.030
6.25hp Series 820	871	RJ8C	841	J8C	5843	843EZ	.030
8hp Series 820	871	RJ8C	841	J8C	5843	843EZ	.030
POWER PRODUCTS							
AH49, AH48, AH36 Type 70, AH44	840	RCJ8	843	CJ8	5843	843EZ	.030
AH58, AH52, AH47, AV51, AH81	871	RJ8C	841	J8C	5843	843EZ	.030
POWERMORE							
123cc	415	RN9YC	300	N9YC	5322	322EZ	.030
139cc	415	RN9YC	300	N9YC	5322	322EZ	.030
179cc	415	RN9YC	300	N9YC	5322	322EZ	.030
208cc	415	RN9YC	300	N9YC	5322	322EZ	.030
277cc	415	RN9YC	300	N9YC	5322	322EZ	.030
357cc	415	RN9YC	300	N9YC	5322	322EZ	.030
377cc	415	RN9YC	300	N9YC	5322	322EZ	.030
ROBIN							
2-CYCLE							
0.9hp EC02ER	840	RCJ8	843	CJ8	5843	843EZ	.025
1.1hp EC02EHR	840	RCJ8	843	CJ8	5843	843EZ	.025
1.8hp EC03ER	874	RL82C	811	L82C	---	---	.025
12hp EC25-2D	929	RL95YC	---	---	---	---	.025
1hp E020G	840	RCJ8	843	CJ8	5843	843EZ	.025
2.5hp EC06	830	RL86C	306	L86C	---	---	.025
2hp EC04ER	874	RL82C	811	L82C	---	---	.025
3.3hp EC08	874	RL82C	811	L82C	---	---	.025
4.1hp EC12D	840	RCJ8	843	CJ8	5843	843EZ	.025
4.2hp EC13V	840	RCJ8	843	CJ8	5843	843EZ	.025
4hp EC10, EC10V	592	RJ12C	---	---	---	---	.025
6.5hp EC17	896	L90C	---	---	---	---	.025
EC07, EC37-3, EC05-2, EC25, EC07-2	830	RL86C	306	L86C	---	---	.025
EC10T	871	RJ8C	841	J8C	5843	843EZ	.025
EC16	896	L90C	---	---	---	---	.025
KB31B, KB41A	592	RJ12C	---	---	---	---	.025



Model/Engine	Copper Plus®		Alternate Plug		EZ Start™	EZ Start™ w/Eco-Core	Gap
	Stk #	Plug Type	Stk #	Plug Type			
ROBIN (cont)							
4-CYCLE OHV							
1.1hp EH025	840	RCJ8	843	CJ8	5843	843EZ	.025
1.6hp EH035	840	RCJ8	843	CJ8	5843	843EZ	.025
11.5hp EH36	415	RN9YC	300	N9YC	5322	322EZ	.025
11hp EH34V, EH34	415	RN9YC	300	N9YC	5322	322EZ	.025
13.5hp EH41	415	RN9YC	300	N9YC	5322	322EZ	.025
V-Twin; 18hp EH63V, EH63 V-Twin	415	RN9YC	300	N9YC	5322	322EZ	.025
2.4hp EH09	840	RCJ8	843	CJ8	5843	843EZ	.025
V-Twin; 20.5hp EH64 V-Twin	415	RN9YC	300	N9YC	5322	322EZ	.025
V-Twin; 22hp EH65V, EH65 V-Twin	415	RN9YC	300	N9YC	5322	322EZ	.025
V-Twin; 25hp EH72, EH72V V-Twin	415	RN9YC	300	N9YC	5322	322EZ	.025
4.5hp EX13	830	RL86C	306	L86C	---	---	.025
4hp EH12, EH12-2	104	RN4C	803	N4C	---	---	.025
6hp EH17, EH17-2	327	RL87YC	312	L87YC	---	---	.025
6hp EH18VX-2, EX17, EH18VX	830	RL86C	306	L86C	---	---	.025
7hp EX21	830	RL86C	306	L86C	---	---	.025
8.5hp EH25-2, EH25	327	RL87YC	312	L87YC	---	---	.025
9hp EH30V, EH30	415	RN9YC	300	N9YC	5322	322EZ	.025
9hp EX27	830	RL86C	306	L86C	---	---	.025
EH43V	415	RN9YC	300	N9YC	5322	322EZ	.025
4-CYCLE SIDE VALVE							
11hp EY40	929	RL95YC	---	---	---	---	.025
Twin; 16hp EY21 Twin	830	RL86C	306	L86C	---	---	.025
2hp EY08	846	CJ14	---	---	5846	846EZ	.025
3.5hp EY15, EY15-3	830	RL86C	306	L86C	---	---	.025
5hp EY20	830	RL86C	306	L86C	---	---	.025
6hp EY20V	830	RL86C	306	L86C	---	---	.025
6hp EY23	929	RL95YC	---	---	---	---	.025
7.5hp EY28	830	RL86C	306	L86C	---	---	.025
7.8hp EY44	830	RL86C	306	L86C	---	---	.025
8.5hp EY35	929	RL95YC	---	---	---	---	.025
8.9hp EY45V	863	RCJ8Y	848	CJ8Y	5843	843EZ	.025
EY13, EY18, EY12W, EY10, EY14, EY18W, EY13-2, EY18-2	830	RL86C	306	L86C	---	---	.025
EY13-2K, EY33-2K, EY27W	896	L90C	---	---	---	---	.025
w/Gasoline; EY25W w/Gasoline	830	RL86C	306	L86C	---	---	.025
w/Kerosene; EY25W w/Kerosene	896	L90C	---	---	---	---	.025
EY45V	863	RCJ8Y	848	CJ8Y	5843	843EZ	.025
SACHS							
504 Series, 505 Series, 508 Series	830	RL86C	306	L86C	---	---	.030
SB130, SB140	868	RJ19LM	861	J19LM	5861	861EZ	.030
ST-96, ST151, SB151	874	RL82C	811	L82C	---	---	.020
ST282, ST251, ST-204	509	D9	---	---	---	---	.020
SUBARU							
OHV HORIZONTAL 4-CYCLE							
12hp EX35 404cc	830	RL86C	306	L86C	---	---	.025
14hp EX40 404'cc	830	RL86C	306	L86C	---	---	.025
25hp EH72 LP/NG 720cc	415	RN9YC	300	N9YC	5322	322EZ	.030
28hp EH72 FI 720cc	415	RN9YC	300	N9YC	5322	322EZ	.030
5.7hp SP170 169cc	830	RL86C	306	L86C	---	---	.025
7hp SP210 211cc	830	RL86C	306	L86C	---	---	.025
9.5hp EX30 287cc	830	RL86C	306	L86C	---	---	.025
OHV VERTICAL 4-CYCLE							
4.5hp EA175V 174cc	332	RN7YC	---	---	---	---	.030
5.5hp EA190V 189cc	814	RL87YC	---	---	---	---	.24
TANAKA							
PURE FIRE ENGINES							
2-Cycle; 26cc	852	RCJ6Y	858	CJ6Y	5852	852EZ	.030
2-Cycle; 40cc	852	RCJ6Y	858	CJ6Y	5852	852EZ	.030
PF2600	852	RCJ6Y	858	CJ6Y	5852	852EZ	.030

**POWER EQUIPMENT ENGINES**MOTEURS D'ÉQUIPEMENT MOTORISÉ
MOTORES DE EQUIPOS

Model/Engine	Copper Plus®		Alternate Plug		EZ Start™	EZ Start™ w/Eco•Core	Gap
	Stk #	Plug Type	Stk #	Plug Type			
TAS							
0.8hp 16cc	849	CJ6	---	---	---	---	.030
1.2hp 23cc	849	CJ6	---	---	---	---	.030
1.6hp 30cc	849	CJ6	---	---	---	---	.030
1.6hp 31cc	849	CJ6	---	---	---	---	.030
2hp 37cc	849	CJ6	---	---	---	---	.030
D50G, J37, RE11	102	RJ6C	823	J6C	---	---	.030
Q22, QEG300, QC22, T50	840	RCJ8	843	CJ8	5843	843EZ	.030
TECUMSEH							
HORIZONTAL 2-CYCLE							
1.6hp TCH200	863	RCJ8Y	848	CJ8Y	5843	843EZ	.030
2hp TCH300	852	RCJ6Y	858	CJ6Y	5852	852EZ	.030
3hp AH600	863	RCJ8Y	848	CJ8Y	5843	843EZ	.030
4.5hp HXL840	863	RCJ8Y	848	CJ8Y	5843	843EZ	.030
AH520	863	RCJ8Y	848	CJ8Y	5843	843EZ	.030
MV100	856	RJ17LM	845	J17LM	5861	861EZ	.030
HORIZONTAL 4-CYCLE							
10hp HH100	871	RJ8C	841	J8C	5843	843EZ	.030
10hp HM100	856	RJ17LM	845	J17LM	5861	861EZ	.030
10hp OHM110	104	RN4C	803	N4C	---	---	.030
11hp OH318EA	104	RN4C	803	N4C	---	---	.030
12hp HH120	871	RJ8C	841	J8C	5843	843EZ	.030
12hp OH120	874	RL82C	811	L82C	---	---	.030
Spec. #220000 to 223999; 12hp OHM120 Spec. #220000 to 223999	830	RL86C	306	L86C	---	---	.030
Spec. #224000 & Up; 12hp OHM120 Spec. #224000 & Up	104	RN4C	803	N4C	---	---	.030
13hp HH130	874	RL82C	811	L82C	---	---	.030
14hp HH140, OH140	874	RL82C	811	L82C	---	---	.030
15hp HH150	874	RL82C	811	L82C	---	---	.030
16hp HH160, OH160	874	RL82C	811	L82C	---	---	.030
18hp OH180	104	RN4C	803	N4C	---	---	.030
2.2hp H22	871	RJ8C	841	J8C	5843	843EZ	.030
2.5hp H25	871	RJ8C	841	J8C	5843	843EZ	.030
3.5hp H35	840	RCJ8	843	CJ8	5843	843EZ	.030
3.5hp HT35, HXL35	871	RJ8C	841	J8C	5843	843EZ	.030
3hp H30	840	RCJ8	843	CJ8	5843	843EZ	.030
3hp HT30	871	RJ8C	841	J8C	5843	843EZ	.030
4.5hp OHH45	104	RN4C	803	N4C	---	---	.030
4hp H40	840	RCJ8	843	CJ8	5843	843EZ	.030
4hp HH40	871	RJ8C	841	J8C	5843	843EZ	.030
5.5hp OHH55	104	RN4C	803	N4C	---	---	.030
5hp H50	856	RJ17LM	845	J17LM	5861	861EZ	.030
5hp HH50	871	RJ8C	841	J8C	5843	843EZ	.030
5hp OHH50, OH195EA	104	RN4C	803	N4C	---	---	.030
6.5hp OHH65, OH195EP	104	RN4C	803	N4C	---	---	.030
6hp H60	856	RJ17LM	845	J17LM	5861	861EZ	.030
6hp HH60	871	RJ8C	841	J8C	5843	843EZ	.030
6hp OHH60, OHH90, OH195EA	104	RN4C	803	N4C	---	---	.030
7hp H70, HM70	856	RJ17LM	845	J17LM	5861	861EZ	.030
7hp HH70, HMXL70	871	RJ8C	841	J8C	5843	843EZ	.030
8.5hp HM85	856	RJ17LM	845	J17LM	5861	861EZ	.030
8hp H80, HM80	856	RJ17LM	845	J17LM	5861	861EZ	.030
8hp HH80, HHM80	871	RJ8C	841	J8C	5843	843EZ	.030
9hp HM90	856	RJ17LM	845	J17LM	5861	861EZ	.030
9hp OH318EA	104	RN4C	803	N4C	---	---	.030
SNOW KING 2-CYCLE ENGINES							
2hp HSK300	863	RCJ8Y	848	CJ8Y	5843	843EZ	.030
3.5hp HSK635	863	RCJ8Y	848	CJ8Y	5843	843EZ	.030
3hp HSK600	863	RCJ8Y	848	CJ8Y	5843	843EZ	.030
4.5hp HSK845	863	RCJ8Y	848	CJ8Y	5843	843EZ	.030
4hp HSK840	863	RCJ8Y	848	CJ8Y	5843	843EZ	.030
5hp HSK850	863	RCJ8Y	848	CJ8Y	5843	843EZ	.030
6hp HSK860	868	RJ19LM	861	J19LM	5861	861EZ	.030
7hp HSK870	868	RJ19LM	861	J19LM	5861	861EZ	.030



Model/Engine	Copper Plus®		Alternate Plug		EZ Start™	EZ Start™ w/Eco-Core	Gap
	Stk #	Plug Type	Stk #	Plug Type			
TECUMSEH (cont)							
SNOW KING 4-CYCLE ENGINES							
10.5hp HMSK105	868	RJ19LM	861	J19LM	5861	861EZ	.030
10hp HMSK100	868	RJ19LM	861	J19LM	5861	861EZ	.030
10hp LH358SA	871	RJ8C	841	J8C	5843	843EZ	.030
10hp OHSK100	104	RN4C	803	N4C	---	---	.030
11hp HMSK110	868	RJ19LM	861	J19LM	5861	861EZ	.030
11hp OH318SA	104	RN4C	803	N4C	---	---	.030
Spec. #222999 & Below; 11hp OHSK110 Spec. #222999 & Below	830	RL86C	306	L86C	---	---	.030
Spec. #223000 & Up; 11hp OHSK110 Spec. #223000 & Up	104	RN4C	803	N4C	---	---	.030
12.5hp OHSK125	104	RN4C	803	N4C	---	---	.030
12hp LH358SA	871	RJ8C	841	J8C	5843	843EZ	.030
Spec #222999 & Below; 12hp OHSK120 Spec #222999 & Below	830	RL86C	306	L86C	---	---	.030
Spec. #223000 & Up; 12hp OHSK120 Spec. #223000 & Up	104	RN4C	803	N4C	---	---	.030
13hp LH358SA	871	RJ8C	841	J8C	5843	843EZ	.030
Spec. #222999 & Below; 13hp OHSK130 Spec. #222999 & Below	830	RL86C	306	L86C	---	---	.030
Spec. #223000 & Up; 13hp OHSK130 Spec. #223000 & Up	104	RN4C	803	N4C	---	---	.030
3.5hp HSK35	868	RJ19LM	861	J19LM	5861	861EZ	.030
3hp HSK30	868	RJ19LM	861	J19LM	5861	861EZ	.030
3hp TH098SA	863	RCJ8Y	848	CJ8Y	5843	843EZ	.030
4.5hp TH139SA	863	RCJ8Y	848	CJ8Y	5843	843EZ	.030
4hp HS40	856	RJ17LM	845	J17LM	5861	861EZ	.030
4hp HSK40	868	RJ19LM	861	J19LM	5861	861EZ	.030
4hp HSSK40	871	RJ8C	841	J8C	5843	843EZ	.030
5.5hp LH195SP	871	RJ8C	841	J8C	5843	843EZ	.030
5.5hp OHSK55	104	RN4C	803	N4C	---	---	.030
5hp HS50	856	RJ17LM	845	J17LM	5861	861EZ	.030
5hp HSK50	868	RJ19LM	861	J19LM	5861	861EZ	.030
5hp HSSK50, LH195SA	871	RJ8C	841	J8C	5843	843EZ	.030
5hp OHSK50	104	RN4C	803	N4C	---	---	.030
5hp TH139SP	863	RCJ8Y	848	CJ8Y	5843	843EZ	.030
6.5hp OHSK65	104	RN4C	803	N4C	---	---	.030
6.5hp TH139SA	863	RCJ8Y	848	CJ8Y	5843	843EZ	.030
6hp HSK60	868	RJ19LM	861	J19LM	5861	861EZ	.030
6hp OH195SA, OHSK60	104	RN4C	803	N4C	---	---	.030
7.5hp OH195SP, OHSK75	104	RN4C	803	N4C	---	---	.030
7hp HMSK70, HSK70	868	RJ19LM	861	J19LM	5861	861EZ	.030
7hp OHSK70, OH195SA	104	RN4C	803	N4C	---	---	.030
7hp TH139SP	863	RCJ8Y	848	CJ8Y	5843	843EZ	.030
8.5hp HMSK85	868	RJ19LM	861	J19LM	5861	861EZ	.030
8hp HMSK80	868	RJ19LM	861	J19LM	5861	861EZ	.030
8hp LH318SA	871	RJ8C	841	J8C	5843	843EZ	.030
8hp OH318SA, OHSK80	104	RN4C	803	N4C	---	---	.030
9hp HMSK90	868	RJ19LM	861	J19LM	5861	861EZ	.030
9hp OHSK90	104	RN4C	803	N4C	---	---	.030
OH195SA, OH195SP	104	RN4C	803	N4C	---	---	.030
VERTICAL 2-CYCLE							
1.6hp TC200	863	RCJ8Y	848	CJ8Y	5843	843EZ	.030
2hp TC300, TM049XA	863	RCJ8Y	848	CJ8Y	5843	843EZ	.030
3.5hp AV600, TVS600	856	RJ17LM	845	J17LM	5861	861EZ	.030
3hp TVO85XA, AV520	856	RJ17LM	845	J17LM	5861	861EZ	.030
4hp TVS840	868	RJ19LM	861	J19LM	5861	861EZ	.030
5hp TVXL840	868	RJ19LM	861	J19LM	5861	861EZ	.030
TVO85XA	856	RJ17LM	845	J17LM	5861	861EZ	.030
VERTICAL 4-CYCLE							
10.5hp OVRM105	104	RN4C	803	N4C	---	---	.030
10.5hp TVM220	856	RJ17LM	845	J17LM	5861	861EZ	.030
10hp OV358EA	104	RN4C	803	N4C	---	---	.030
10hp TVM220	856	RJ17LM	845	J17LM	5861	861EZ	.030
10hp TVXL220, VH100, VM100	871	RJ8C	841	J8C	5843	843EZ	.030
10hp VKS100	868	RJ19LM	861	J19LM	5861	861EZ	.030
11.5hp OHV115	104	RN4C	803	N4C	---	---	.030
11hp OHV110, OV358EA	104	RN4C	803	N4C	---	---	.030
12.5hp OHV125	104	RN4C	803	N4C	---	---	.030

**POWER EQUIPMENT ENGINES**MOTEURS D'ÉQUIPEMENT MOTORISÉ
MOTORES DE EQUIPOS

Model/Engine	Copper Plus®		Alternate Plug		EZ Start™	EZ Start™ w/Eco•Core	Gap
	Stk #	Plug Type	Stk #	Plug Type			
TECUMSEH (cont)							
VERTICAL 4-CYCLE (cont)							
Spec. #202700 to 202999; 12.5hp OVXL125 Spec. #202700 to 202999	830	RL86C	306	L86C	---	---	.030
Spec. #203000 & up; 12.5hp OVXL125 Spec. #203000 & up	104	RN4C	803	N4C	---	---	.030
12hp OHV120, OVRM120	104	RN4C	803	N4C	---	---	.030
12hp OVM120	830	RL86C	306	L86C	---	---	.030
Spec. #202700 to 202999; 12hp OVXL120, OVXL/C120 Spec. #202700 to 202999	830	RL86C	306	L86C	---	---	.030
Spec. #203000 & up; 12hp OVXL120, OVXL/C120 Spec. #203000 & up	104	RN4C	803	N4C	---	---	.030
13.5hp OHV135, OV358EA	104	RN4C	803	N4C	---	---	.030
13hp OV358EA, OHV13, OHV130	104	RN4C	803	N4C	---	---	.030
14.5hp OHV145	104	RN4C	803	N4C	---	---	.030
14hp OV490EA, OHV14, OHV140	104	RN4C	803	N4C	---	---	.030
15.5hp OHV155	104	RN4C	803	N4C	---	---	.030
15hp OV490EA, OHV15, OHV150	104	RN4C	803	N4C	---	---	.030
16.5hp OHV165	104	RN4C	803	N4C	---	---	.030
16hp OHV16, OHV160	104	RN4C	803	N4C	---	---	.030
17.5hp OHV175, OV490EA	104	RN4C	803	N4C	---	---	.030
17hp OHV17, OHV170	104	RN4C	803	N4C	---	---	.030
18hp OV691EA, OV490EA	104	RN4C	803	N4C	---	---	.030
2.5hp LAV25	871	RJ8C	841	J8C	5843	843EZ	.030
21hp OV691EA	104	RN4C	803	N4C	---	---	.030
23hp OV691EP, OV691EA	104	RN4C	803	N4C	---	---	.030
25hp OV691EP	104	RN4C	803	N4C	---	---	.030
3.5hp LAV35	871	RJ8C	841	J8C	5843	843EZ	.030
3.5hp LEV100, LV148EA, TVS90	868	RJ19LM	861	J19LM	5861	861EZ	.030
3.8hp TVS90, LEV100	868	RJ19LM	861	J19LM	5861	861EZ	.030
3.9hp ECV100, TNT100, TNT120, TVS100	868	RJ19LM	861	J19LM	5861	861EZ	.030
3hp LAV30	871	RJ8C	841	J8C	5843	843EZ	.030
3hp TVS75	868	RJ19LM	861	J19LM	5861	861EZ	.030
4.24hp LV148EA	868	RJ19LM	861	J19LM	5861	861EZ	.030
4.5hp OVRM905	104	RN4C	803	N4C	---	---	.030
4.5hp TVS115, LEV100, LV148EA	868	RJ19LM	861	J19LM	5861	861EZ	.030
4hp LAV40, V40, VH40	871	RJ8C	841	J8C	5843	843EZ	.030
4hp OVRM40	104	RN4C	803	N4C	---	---	.030
4hp TVS105, TVS115, TVXL105, VLV40, TVS90	868	RJ19LM	861	J19LM	5861	861EZ	.030
5.5hp OVRM55	104	RN4C	803	N4C	---	---	.030
5.5hp TVS120, VLV55, LEV115, TVS115	868	RJ19LM	861	J19LM	5861	861EZ	.030
5.5hp VLV126	856	RJ17LM	845	J17LM	5861	861EZ	.030
5hp LAV50, TVM125, V50, VH50	871	RJ8C	841	J8C	5843	843EZ	.030
5hp OVRM50	104	RN4C	803	N4C	---	---	.030
5hp VLV126, LEV115, LV195EA, TVXL115, VLV50, TVS115	868	RJ19LM	861	J19LM	5861	861EZ	.030
6.5hp OVRM65	104	RN4C	803	N4C	---	---	.030
6.5hp VLV126	856	RJ17LM	845	J17LM	5861	861EZ	.030
6.5hp VLV65, LV195EA	868	RJ19LM	861	J19LM	5861	861EZ	.030
6.6hp VLV66	868	RJ19LM	861	J19LM	5861	861EZ	.030
6.75hp LV195EA	868	RJ19LM	861	J19LM	5861	861EZ	.030
6hp LEV120, TVS120, VLV60, VLV126, LEV115, LV195EA	868	RJ19LM	861	J19LM	5861	861EZ	.030
6hp OVRM60	104	RN4C	803	N4C	---	---	.030
6hp TVM140, V60, VH60	871	RJ8C	841	J8C	5843	843EZ	.030
7hp OV195EA	104	RN4C	803	N4C	---	---	.030
7hp TVM170, TVXL170, V70, VH70, VM70	871	RJ8C	841	J8C	5843	843EZ	.030
8.5hp TVM195	856	RJ17LM	845	J17LM	5861	861EZ	.030
8hp TVM195	856	RJ17LM	845	J17LM	5861	861EZ	.030
8hp TVXL195, V80, VH80, VM80	871	RJ8C	841	J8C	5843	843EZ	.030
9.5hp TVM220	856	RJ17LM	845	J17LM	5861	861EZ	.030
9hp TVM195	856	RJ17LM	845	J17LM	5861	861EZ	.030
ECV120, ECV105, ECV110, LEV80	868	RJ19LM	861	J19LM	5861	861EZ	.030
Twin Long Block; TVT591 Twin Long Block	104	RN4C	803	N4C	---	---	.030



Model/Engine	Copper Plus®		Alternate Plug		EZ Start™	EZ Start™ w/Eco-Core	Gap
	Stk #	Plug Type	Stk #	Plug Type			
U.S. ENGINES							
21/25 Series	859	RCJ7Y	853	CJ7Y	5843	843EZ	.030
35/41 Series	863	RCJ8Y	848	CJ8Y	5843	843EZ	.030
US MARINE							
SEE CHRYSLER POWER BEE							
	---	---	---	---	---	---	
VIGOR							
GENERAL GASOLINE ENGINE							
11hp VG182F-A, VG182FD-A	880	RN3C	801	N3C	---	---	.030
13hp VG188FD-A, VG188F-A	880	RN3C	801	N3C	---	---	.030
5hp VG1P64FV	415	RN9YC	300	N9YC	5322	322EZ	.030
8hp VG173FD-A, VG173F-A	880	RN3C	801	N3C	---	---	.030
9hp VG177F-A, VG177FD-A	880	RN3C	801	N3C	---	---	.030
WIS-CON TOTAL POWER							
CONTINENTAL "R" SERIES							
35hp R11	327	RL87YC	312	L87YC	---	---	.025
47hp R14	327	RL87YC	312	L87YC	---	---	.025
CONTINENTAL "TM/TMD" SERIES							
33.7hp TM13	415	RN9YC	300	N9YC	5322	322EZ	.025
w/Gasoline; 53.5hp TM20 w/Gasoline	415	RN9YC	300	N9YC	5322	322EZ	.025
w/LPG & Natural Gas; 53.5hp TM20 w/LPG & Natural Gas	339	RN6YC	---	---	---	---	.015
w/LPG & Natural Gas; 72.5hp TM27 w/LPG & Natural Gas	339	RN6YC	---	---	---	---	.015
w/Gasoline; 72hp TM27 w/Gasoline	415	RN9YC	300	N9YC	5322	322EZ	.025
WISCONSIN HDI SERIES							
11hp WE 400, WE350	806	L92YC	---	---	---	---	.025
3hp WE 130	830	RL86C	306	L86C	---	---	.025
5hp WE 180	830	RL86C	306	L86C	---	---	.025
8hp WE 270	830	RL86C	306	L86C	---	---	.025
WISCONSIN SERIES							
10.5hp S-10D	541	RD16	516	D16	---	---	.025
10hp TRA-10D	541	RD16	516	D16	---	---	.025
12.5hp AGND	502	D21	---	---	---	---	.025
12.5hp S-12D	541	RD16	516	D16	---	---	.025
12hp TRA-12D	541	RD16	516	D16	---	---	.025
14hp S-14D	541	RD16	516	D16	---	---	.025
18.2hp TJD	541	RD16	516	D16	---	---	.025
18hp THD, THDM, TJD	541	RD16	516	D16	---	---	.025
20hp W2-880	541	RD16	516	D16	---	---	.025
21.5hp VE4D	541	RD16	516	D16	---	---	.025
25hp VF4D	541	RD16	516	D16	---	---	.025
26hp W2-1250	541	RD16	516	D16	---	---	.025
30hp VH4DM, VH4D	541	RD16	516	D16	---	---	.025
35hp W4-1770	541	RD16	516	D16	---	---	.025
37hp VG4D	541	RD16	516	D16	---	---	.025
60.5hp V-461D	404	RN12YC	38	N12YC	---	---	.025
65.9hp V-468D	404	RN12YC	38	N12YC	---	---	.025
65hp V-465D	404	RN12YC	38	N12YC	---	---	.025
6hp ACN	541	RD16	516	D16	---	---	.025
7.25hp S-7D	541	RD16	516	D16	---	---	.025
7hp BKN, HS-7D	541	RD16	516	D16	---	---	.025
8.25hp S-8D	541	RD16	516	D16	---	---	.025
8hp HS-8D	541	RD16	516	D16	---	---	.025
9.2hp AENL	541	RD16	516	D16	---	---	.025
9hp AENLD	541	RD16	516	D16	---	---	.025
AGH, AEN, AFH, AHH	541	RD16	516	D16	---	---	.025
WISCONSIN-ROBIN							
HORIZONTAL SHAFT							
1.8hp W1-080	327	RL87YC	312	L87YC	---	---	.025
10.5hp EY44W	830	RL86C	306	L86C	---	---	.025
11hp W1-390	929	RL95YC	---	---	---	---	.025
16.2hp EY21W	871	RJ8C	841	J8C	5843	843EZ	.025
3.5hp W1-145	830	RL86C	306	L86C	---	---	.025

**POWER EQUIPMENT ENGINES**MOTEURS D'ÉQUIPEMENT MOTORISÉ
MOTORES DE EQUIPOS

Model/Engine	Copper Plus®		Alternate Plug		EZ Start™	EZ Start™ w/Eco•Core	Gap
	Stk #	Plug Type	Stk #	Plug Type			
WISCONSIN-ROBIN (cont)							
HORIZONTAL SHAFT (cont)							
3.5hp W1-150	327	RL87YC	312	L87YC	---	---	.025
w/Gasoline; 4.6hp EY18-3W w/Gasoline	830	RL86C	306	L86C	---	---	.025
w/Kerosene; 4.6hp EY18-3W w/Kerosene	896	L90C	---	---	---	---	.025
4.6hp W1-185	830	RL86C	306	L86C	---	---	.025
5.5hp W1-230	929	RL95YC	---	---	---	---	.025
7.5hp W1-280	327	RL87YC	312	L87YC	---	---	.025
9hp W1-340	541	RD16	516	D16	---	---	.025
LIQUID-COOLED							
24hp WL2-670	541	RD16	516	D16	---	---	.025
33hp WL3-1000	541	RD16	516	D16	---	---	.025
OHV SOVERIGN SERIES							
11hp WO1-340, WO1-340V	830	RL86C	306	L86C	---	---	.025
13.5hp WO1-430V	830	RL86C	306	L86C	---	---	.025
16hp WO2-510	830	RL86C	306	L86C	---	---	.025
18hp WO1-560	830	RL86C	306	L86C	---	---	.025
3.3hp WO1-115	830	RL86C	306	L86C	---	---	.025
4.8hp WO1-150	830	RL86C	306	L86C	---	---	.025
7hp WO1-210	830	RL86C	306	L86C	---	---	.025
9hp WO1-300, WO1-300V	830	RL86C	306	L86C	---	---	.025
VERTICAL SHAFT							
12hp W1-450V	830	RL86C	306	L86C	---	---	.025
4hp WT1-125V, W1-145V	830	RL86C	306	L86C	---	---	.025
5hp W1-185V	830	RL86C	306	L86C	---	---	.025
YAMAHA							
10hp MZ300 301cc	405	RN14YC	---	---	---	---	.025
12hp MZ360 357cc	405	RN14YC	---	---	---	---	.025
3.1hp MZ80 79cc	322	RN11YC4	---	---	5322	322EZ	.025
4hp MZ125 123cc	405	RN14YC	---	---	---	---	.025
5.2hp MZ200 192cc	405	RN14YC	---	---	---	---	.025
5.5hp MZ175 171cc	405	RN14YC	---	---	---	---	.025
8.5hp MZ250 251cc	405	RN14YC	---	---	---	---	.025
MF410S, MF180S, MF260S, MF150S, MF180A, MF260A	327	RL87YC	312	L87YC	---	---	.028
YP10G	874	RL82C	811	L82C	---	---	.025
ZENOAH							
G1A, G1A6 G1A6 14.9cc	840	RCJ8	843	CJ8	5843	843EZ	.030
G1A6, G1A G1A 14.9cc	840	RCJ8	843	CJ8	5843	843EZ	.030
G1E G1E 17.2cc	840	RCJ8	843	CJ8	5843	843EZ	.030
G2A G2A 22.5cc	840	RCJ8	843	CJ8	5843	843EZ	.030
G2C, G2D, G2A16, G2D30 G2C 22.5cc	849	CJ6	---	---	---	---	.030
G2C, G2D, G2A16, G2D30 G2D30 22.5cc	849	CJ6	---	---	---	---	.030
G2C, G2D30, G2A16, G2D G2A16 22.5cc	849	CJ6	---	---	---	---	.030
G2D, G2C, G2A16, G2D30 G2D 22.5cc	849	CJ6	---	---	---	---	.030
G2E G2E 25.4cc	840	RCJ8	843	CJ8	5843	843EZ	.030
G3C, G3C76 G3C 31.7cc	830	RL86C	306	L86C	---	---	.030
G3C76, G3C G3C76 31.7cc	830	RL86C	306	L86C	---	---	.030
G3D10, G3D20 G3D10 31.7cc	863	RCJ8Y	848	CJ8Y	5843	843EZ	.030
G3D20, G3D10 G3D20 31.7cc	863	RCJ8Y	848	CJ8Y	5843	843EZ	.030
G4C, G4C63, G4C76 G4C 37.4cc	830	RL86C	306	L86C	---	---	.030
G4C, G4C76, G4C63 G4C63 37.4cc	830	RL86C	306	L86C	---	---	.030
G4C76, G4C63, G4C G4C76 37.4cc	830	RL86C	306	L86C	---	---	.030
G5C G5C 52.5cc	102	RJ6C	823	J6C	---	---	.030
G5E, G5E2 G5E2 52.5cc	830	RL86C	306	L86C	---	---	.030
G5E2, G5E G5E 52.5cc	830	RL86C	306	L86C	---	---	.030



Model/Engine	Copper Plus®		Alternate Plug		Gap
	Stk #	Plug Type	Stk #	Plug Type	
ALLIS-CHALMERS					
COMBINES					
A, C, E	123	RN5C	120	N5C	.025
F w/250 & 292 cid Engs. 1974-70	121	RV8C	---	---	.025
F w/262 cid Engs.	404	RN12YC	38	N12YC	.025
G w/301 cid Engs.	123	RN5C	120	N5C	.025
G, L w/350 cid Engs. 1974-72	121	RV8C	---	---	.025
K w/250 & 292 cid Engs. 1974-70	121	RV8C	---	---	.025
K w/250 cid Engs. (3/4" Reach) Thru 1969	123	RN5C	120	N5C	.025
TRACTORS					
Gasoline					
170, 180, 190, 190 XT	123	RN5C	120	N5C	.025
1B, B, C, CA	871	RJ8C	841	J8C	.030
D-10, D-14, D-15	871	RJ8C	841	J8C	.030
D-12, D-15 Series II	14	RJ12YC	10	J12YC	.025
D-17 (3/4" Reach)	302	N11YC	---	---	.025
D-17 (3/8" Reach)	871	RJ8C	841	J8C	.025
D-19	123	RN5C	120	N5C	.025
G, H-3	871	RJ8C	841	J8C	.030
H-4 Crawler	123	RN5C	120	N5C	.025
RC, S, WC, WD, WF, WS	871	RJ8C	841	J8C	.030
WD-45	14	RJ12YC	10	J12YC	.025
LPG					
180, 190, 190 XT	880	RN3C	801	N3C	.020
1B, B, C, CA, D-10, D-12, D-14, D-15, D-15 II	102	RJ6C	823	J6C	.020
D-17 (3/8" Reach)	102	RJ6C	823	J6C	.020
D-19, D-17 (3/4" Reach)	880	RN3C	801	N3C	.020
G, H-3, RC, S, WC, WD, WF, WS	102	RJ6C	823	J6C	.020
OTHER FARM MACHINERY					
B-15, W-25, R	511	J11C	---	---	.030
AMERICAN					
Crop Dryers	543	D89D	---	---	.025
BEHLEN					
1974 Crop Dryer KA, M-30	520	W20	---	---	.025
Grain Dryer 270, H, HL, HLX	562	W95D	---	---	.025
Heat Units M-20, M-45, M-60	562	W95D	---	---	.025
Heat Units T-500, T-1000, M-1	562	W95D	---	---	.025
CALDWELL					
1974 Crop Dryers	562	W95D	---	---	.025
CASE					
COMBINES					
Gasoline					
1000 w/Hercules Engs.	102	RJ6C	823	J6C	.025
1010, 1060, 1160 w/Chrysler HB318 (3/8" Reach)	14	RJ12YC	10	J12YC	.025
1060, 1160, 1660 w/Chrysler LH318 (3/4" Reach)	302	N11YC	---	---	.025
1665 w/Chrysler Engs. (3/8" Reach)	14	RJ12YC	10	J12YC	.025
600, 660, 1000, 1010 w/Case Engs.	555	UD16	---	---	.025
700, 900, 960 w/Chrysler H225	123	RN5C	120	N5C	.025
77, 80, 88	555	UD16	---	---	.025
LPG					
1060, 1160 w/Case 284 cid Engs.	514	D14	---	---	.020
700, 900, 960 w/Chrysler H225	123	RN5C	120	N5C	.020
800, 1000, 1010, 1060 w/Case Engs.	514	D14	---	---	.020
TRACTORS					
Gasoline					
200, 430, 431, 435, 440, 441, 445, 470, 530, 531, 535, 540, 541, 545, 570, 610	502 ¹	D21	---	---	.025
730, 731, 732, 733, 734, 740, 741, 742, 743, 744, 770, 830, 831, 832, 833, 840	502 ¹	D21	---	---	.025
841, 842, 843, 870, 910, 930, 970	502 ¹	D21	---	---	.025
D Series, LA Series 18mm	502 ¹	D21	---	---	.025
LH and LAH Diesel	597	K97F	---	---	.025

¹For Heavy PTO Service, use Stk # 555 (UD16)



Model/Engine	Copper Plus®		Alternate Plug		Gap
	Stk #	Plug Type	Stk #	Plug Type	
CASE (cont)					
TRACTORS (cont)					
Gasoline (cont)					
S Series	871	RJ8C	841	J8C	.025
Series C, D, L, LA, R 7/8"-18	569	W14	---	---	.030
V Series 18mm	502 ¹	D21	---	---	.025
LPG					
430, 530, 630	555	UD16	---	---	.020
730, 731, 732, 733, 734, 740, 741, 742, 743, 744, 830, 831	514	D14	---	---	.020
832, 833, 840, 841, 842, 843, 930	514	D14	---	---	.020
OTHER FARM MACHINERY					
Balers 130, 133, 135, 140, 160, 177, 200, 220, 230, 330T, 330W	555	UD16	---	---	.025
Balers NAP-2, NAP-3	871	RJ8C	841	J8C	.025
Balers NL, NCM, NC, MT, NT	555	UD16	---	---	.025
Forage Harvesters C2, 200	555	UD16	---	---	.025
Windrower 650, 655, 950 w/Wisconsin 1050	555	UD16	---	---	.025
Windrower 820, 855, 950, 1140, 1150, 1155 w/Case Eng.	555	UD16	---	---	.025
CATERPILLAR					
All Gasoline Tractors 7/8"-18	569	W14	---	---	.025
Gasoline Starting Eng. 7/8"-18	569	W14	---	---	.025
COMBINES					
All Other Eng.	569	W14	---	---	.025
w/Ford Eng.	525	25	---	---	.030
COCKSHUTT					
COMBINES					
14mm Heads					
Model 545 6-Cyl.	871	RJ8C	841	J8C	.035
Model 545 8-Cyl.	14	RJ12YC	10	J12YC	.035
Model 7, 427, 428, 429	511	J11C	---	---	.025
Models 430, 431, 525, 535, 542	871	RJ8C	841	J8C	.035
S.P. 109, 132, 137	871	RJ8C	841	J8C	.025
18mm Heads					
25, 18 Pull Type	555	UD16	---	---	.030
TRACTORS					
Light Service					
1650, 1750, 1850 Series	404	RN12YC	38	N12YC	.025
Normal Service					
1250	931	QL82C	811	L82C	.025
1350 (Gasoline)	555	UD16	---	---	.025
1550 (LPG)	555	UD16	---	---	.020
1600, 1650, 1750, 1800, 1850 (Gasoline)	302	N11YC	---	---	.025
1600, 1650, 1750, 1800, 1850 (LPG)	123	RN5C	120	N5C	.020
550, 770, 1550	502 ¹	D21	---	---	.025
DAVID BROWN					
Models 3800, 4600	302	N11YC	---	---	.025
FMC					
w/Kohler 20 & 23 h.p.	537	RH12	512	H12	.030
FORD					
COMBINES & BALERS					
1974-66 6-Cyl. & V-8 Eng.	129	RF10C	---	---	.030
350 Hay Baler	555	UD16	---	---	.030
TRACTORS					
1962-58 Diesel Eng.	167	CH3	---	---	---
1964-52 4-Cyl. Eng. (Gasoline)	537	RH12	512	H12	.030
1964-52 4-Cyl. Eng. (LPG)	854	RH10C	844	H10C	.020
1967-61 6-Cyl. Eng. (Gasoline)	129	RF10C	---	---	.030
1967-61 6-Cyl. Eng. (LPG)	129	RF10C	---	---	.020
1977-65 3 & 4-Cyl. Eng.	123	RN5C	120	N5C	.025

¹For Heavy PTO Service, use Stk # 555 (UD16)



Model/Engine	Copper Plus®		Alternate Plug		Gap
	Stk #	Plug Type	Stk #	Plug Type	
FORD (cont)					
TRACTORS (cont)					
1978-75 104 cid Eng.s.	302	N11YC	---	---	.035
1978-75 158, 175, 201, 250 & 256 cid	123	RN5C	120	N5C	.035
1982-79 158, 175 & 201 cid Eng.s.	123	RN5C	120	N5C	.035
7/8"-18 Heads	518	W18	---	---	.025
Model 8N, 9N	537	RH12	512	H12	.025
Model TT	525	25	---	---	.025
OTHER FARM EQUIPMENT					
1978-75 134, 172 & 192 cid Eng.s.	537	RH12	512	H12	.035
1978-75 200, 250, 300, 330, 361, 391, 477 & 534 cid Eng.s.	129	RF10C	---	---	.035
1978-75 428 cid Eng.s.	129	RF10C	---	---	.020
GRAVELY					
9000GMT w/Cont. R Series	934	QL87YC	312	L87YC	.025
HABCO					
Crop Dryer	562	W95D	---	---	.040
HAHN					
Go-Boy H-650	404	RN12YC	38	N12YC	.025
Hi-Boy H-300	502 ¹	D21	---	---	.025
HARRIS					
COMBINES					
SPH 88, 98 w/Hercules JXLD	871	RJ8C	841	J8C	.025
SPH 98, SP108, SP808 w/Hercules GO339	102	RJ6C	823	J6C	.025
HEFTY					
F, G, LNT w/Cont. R839-46	934	QL87YC	312	L87YC	.025
HESSTON					
WINDROWERS					
110 w/Wisconsin VH4D Eng.s.	555	UD16	---	---	.025
1977-74 6600 w/Chrysler Eng.s.	123 ³	RN5C	120	N5C	.035
1977-75 6400 w/Chrysler Eng.s.	123 ³	RN5C	120	N5C	.035
1977-76 6200 w/Chrysler Eng.s.	123 ³	RN5C	120	N5C	.035
280 w/Ford 134 cid Eng.s.	537	RH12	512	H12	.025
420, 520, 620 w/Chrysler Eng.s.	123 ³	RN5C	120	N5C	.025
500 w/Ford 172 cid Eng.s.	537	RH12	512	H12	.025
500 w/Wisconsin V461D	404	RN12YC	38	N12YC	.025
HINES					
G w/Cont. R800-46	934	QL87YC	312	L87YC	.025
H1600 w/Kohler 16 h.p.	537	RH12	512	H12	.030
Hi-G w/Cont. R800-46	934	QL87YC	312	L87YC	.025
HOMESTEADER					
H1100 w/B&S Eng.s.	868	RJ19LM	861	J19LM	.035
H1600 w/Kohler Eng.s.	537	RH12	512	H12	.030
HUSTLER					
Spray Rigs w/Tecumseh Eng.s.	871	RJ8C	841	J8C	.035
w/Kohler 16 h.p.	537	RH12	512	H12	.030
INGERSOLL					
LOADER TRACTOR					
w/Onan 18 h.p. (Twin)	909	RS17YX	---	---	.025
INTERNATIONAL					
COMBINES					
Gasoline					
303 14mm Heads	14	RJ12YC	10	J12YC	.025
303, 315, 403, 403HS, 503, 615, 715	555	UD16	---	---	.025
52R, 64, 76, 91, 93, 101, 105, 127, 140, 141, 151, 181, 203, 205	555	UD16	---	---	.025
815, 915 (LPG)	825	J4C	---	---	.018

¹For Heavy PTO Service, use Stk # 555 (UD16); ³For Chrysler Engine Serial No. 3619848 and greater, use Stk # 406 (RV12YC) - gap at .035"



Model/Engine	Copper Plus®		Alternate Plug		Gap
	Stk #	Plug Type	Stk #	Plug Type	
INTERNATIONAL (cont)					
COTTON PICKERS					
14mm Heads					
214, 214A, 220, 414, 416, 420, 422, 616, 622	14	RJ12YC	10	J12YC	.025
18mm Heads					
214, 214A, 220, 220A, 414, 416, 420, 422, 616, 622	555	UD16	---	---	.025
LPG Models	555	UD16	---	---	.018
CRAWLER TRACTORS					
Gasoline					
T-4, T-5, T-340, T-340A, I-500, I-600	502 ¹	D21	---	---	.025
OTHER FARM MACHINERY					
4000 w/AMC 232 Serial #2701 on	101	RN13LYC	---	---	.035
4000 w/AMC 232 To Serial #2701	404	RN12YC	38	N12YC	.035
4000 w/AMC 258 Serial #6004	101	RN13LYC	---	---	.035
4000 w/AMC 258 Serial #6005 on	82	RFN14LY	---	---	.035
50, Balers 50AW, 50T, 55T	555	UD16	---	---	.025
5000 & 5500 w/HB 225	406	RV12YC	---	---	.035
Balers 55W, 56T, 56W, 57	555	UD16	---	---	.025
Carriers: 660 High, 770, 780	555	UD16	---	---	.025
Field Harvester 20C, 36	871	RJ8C	841	J8C	.025
Hayswather: 225	555	UD16	---	---	.025
Windrowers 161, 163, 201, 210, 230, 275, 375	555	UD16	---	---	.025
WHEEL TRACTORS					
Diesel					
364, 384, 424, 444, 2424, 2444, 3414, 3444	155	CH28	---	---	---
9, Super 9, 400, 450, 600, 650	543	D89D	---	---	.025
B250, B275, B414	155	CH28	---	---	---
MD, Super MD, 6, Super 6	543	D89D	---	---	.025
WD9, Super WD9	543	D89D	---	---	.025
Gasoline					
100, 130, 140, 140HC, 154, 184, 185, 200, 230, 240	593	RD18Y	549	D18Y	.025
2400, 2405, 2410, 2412, 2424, 2444, 2500, 2504, 2510, 2514, 3400, 3500, 3514	593	RD18Y	549	D18Y	.025
2606, 2656, 2707, 2756, 2806, 2856	502 ¹	D21	---	---	.025
284	404	RN12YC	38	N12YC	.025
300, 330, 340, 350	593	RD18Y	549	D18Y	.025
3414, BC-144 w/Perkins Eng.	896	L90C	---	---	.025
354, B-414	896	L90C	---	---	.025
3616, 3800, 3850	502 ¹	D21	---	---	.025
400, 404, 424, 444, 450, 453, 454, 460, 464, 504, 544	593	RD18Y	549	D18Y	.025
560	502 ¹	D21	---	---	.025
574	593	RD18Y	549	D18Y	.025
606, 656, 660	502 ¹	D21	---	---	.025
674	593	RD18Y	549	D18Y	.025
706, 756, 766, 806, 826, 856	502 ¹	D21	---	---	.025
A, A-1, AV, AV-1, B, BN, C	593	RD18Y	549	D18Y	.025
Cub, Cub Lo-Boy	593	RD18Y	549	D18Y	.025
H, HV, M, M-TA, M-TAV, MV, O-4, OS-4, O-6, OS-6, W4, W6, W6TA	593	RD18Y	549	D18Y	.025
Hydro 70, Hydro 86, I-666, I-666 Hydro, I-686, I-686 Hydro	502 ¹	D21	---	---	.025
LPG					
LPG Models	502 ¹	D21	---	---	.018
ITC					
TRACTORS					
w/Kohler 20 & 25 h.p. (V-Twin)	71	RC12YC	---	---	.030
w/Onan 20 & 24 h.p. (Twin)	909	RS17YX	---	---	.025
JOHN DEERE					
BALERS					
w/Cont. Eng.	555	UD16	---	---	.025
w/Deere Eng.	537	RH12	512	H12	.025
w/Wisconsin Eng.	555	UD16	---	---	.025

¹For Heavy PTO Service, use Stk # 555 (UD16)



Model/Engine	Copper Plus®		Alternate Plug		Gap
	Stk #	Plug Type	Stk #	Plug Type	
JOHN DEERE (cont)					
COMBINES					
Gasoline 14mm Heads					
105, Peanut Combine 111	537	RH12	512	H12	.025
11A, 12A, 25, 30, 40 w/Deere Engs.	537	RH12	512	H12	.025
11A, 12A, 25, 30, 40 w/Hercules Engs.	871	RJ8C	841	J8C	.025
202, 303, 3300, 4400, 6600 1974-70	121	RV8C	---	---	.035
202, 303, 3300, 4400, 6600 Thru 1969	302	N11YC	---	---	.025
45, 55, 65, 90 w/Hercules (3/8" Reach)	871	RJ8C	841	J8C	.025
45, 55, 65, 95 Deere (3/4" Reach)	302	N11YC	---	---	.025
45, 55, 65, 95 Deere (7/16" Reach)	537	RH12	512	H12	.025
Gasoline 18mm Heads					
11A, 12A, 25, 30, 40, 105, 362, 6602, 7700	555	UD16	---	---	.025
Gasoline 7/8"-18 Heads					
5A, 7A, 9, 11A, 12A, 17, 25, 30, 33, 35, 36, 40, 45, 55, 65, 95	569	W14	---	---	.025
LPG					
11A, 12A, 25, 30, 40	854	RH10C	844	H10C	.015
45, 55, 65, 95 (3/4" Reach)	123	RN5C	120	N5C	.015
45, 55, 65, 95 (7/16" Reach)	854	RH10C	844	H10C	.015
COTTON PICKERS					
699 (Gasoline)	302	N11YC	---	---	.025
699 (LPG)	123	RN5C	120	N5C	.015
8	871	RJ8C	841	J8C	.025
99, 299, 499 (Gasoline)	537	RH12	512	H12	.025
99, 299, 499 (LPG)	854	RH10C	844	H10C	.015
TRACTORS					
Cranking Engines					
70, 80, 720, 730, 820, 830	871	RJ8C	841	J8C	.025
R Series	502 ¹	D21	---	---	.025
Gasoline 14mm Heads					
1020, 1520, 2020, 2030, 2510, 2520	302	N11YC	---	---	.025
108, 111	840	RCJ8	843	CJ8	.025
40, 320, 330	592	RJ12C	---	---	.025
4030, 322, F912, F932	302	N11YC	---	---	.025
420, 430, 440, 1010, 2010	854	RH10C	844	H10C	.025
60, 70, 100, 110, 112, 120, 140, 200, 208, 210, 212, 214, 216, 312, 314, 316, 317, 400	854	RH10C	844	H10C	.025
FE-1	404	RN12YC	38	N12YC	.025
L, LA-LI, M	854	RH10C	844	H10C	.025
Gasoline 18mm Heads					
3010, 3020, 4000, 4010, 4020, 4230	555	UD16	---	---	.025
520, 530, 620, 630, 720, 730	502 ¹	D21	---	---	.030
A, AR-AO, B, G, H, 50, 60, 70	502 ¹	D21	---	---	.030
Gasoline 7/8"-18 Heads					
A, AR-AO, B, BR-BO, D, G	518	W18	---	---	.030
L Series	569	W14	---	---	.025
LPG					
1010, 2010	854	RH10C	844	H10C	.015
2520, 3010, 3020, 4000, 4010, 4020, 4230	514	D14	---	---	.015
50, 60, 70, 520, 530, 620, 630, 720, 730	502 ¹	D21	---	---	.015
WINDROWERS					
w/Chrysler HB225 1975	406	RV12YC	---	---	.025
w/Chrysler HB225 Thru 1974	302	N11YC	---	---	.025
w/Cont. Engs.	555	UD16	---	---	.025
w/Deere Engs. (3/4" Reach)	302	N11YC	---	---	.025
w/Deere Engs. (7/16" Reach)	537	RH12	512	H12	.025
w/Wisconsin Engs.	555	UD16	---	---	.025
OTHER FARM MACHINERY					
Beet Harvester 200, 200A	537	RH12	512	H12	.025
Crop Dryer 88	562	W95D	---	---	.040
Forage Harvesters w/Cont. Engs.	555	UD16	---	---	.025
Forage Harvesters w/Wisconsin Engs.	555	UD16	---	---	.025
Grain Dryer 458 (LPG)	562	W95D	---	---	.040

¹For Heavy PTO Service, use Stk # 555 (UD16)



Model/Engine	Copper Plus®		Alternate Plug		Gap
	Stk #	Plug Type	Stk #	Plug Type	
JOHN DEERE (cont)					
OTHER FARM MACHINERY (cont)					
Grain Dryer 458 (Nat. Gas)	555	UD16	---	---	.030
LENNOX					
Crop Dryer - SH2	857	RH18Y	---	---	.035
LIL' RED					
w/Ford 4-Cyl. Engs. (Gasoline)	537	RH12	512	H12	.030
w/Ford 4-Cyl. Engs. (LPG)	854	RH10C	844	H10C	.020
MASSEY-FERGUSON					
TRACTORS					
97 (LPG)	514	D14	---	---	.020
F40, 44, 55, 333, 444, 555	502 ¹	D21	---	---	.025
MF1100 w/Waukesha F-320G (LPG)	514	D14	---	---	.020
MF1100 w/Waukesha F-320G	555	UD16	---	---	.025
MF135 Deluxe & Vineyard w/Cont. Engs.	502 ¹	D21	---	---	.025
MF135 Special w/Cont. Z134	502 ¹	D21	---	---	.025
MF135, MF150 w/Perkins 3/4" Reach	404 ⁶	RN12YC	38	N12YC	.025
MF135, MF150 w/Perkins 3/8" Reach	871	RJ8C	841	J8C	.025
MF150 w/Cont. Z145 (Heavy)	514	D14	---	---	.025
MF150 w/Cont. Z145 (Normal)	555	UD16	---	---	.025
MF165 w/Cont. G-176	502 ¹	D21	---	---	.025
MF165 w/Cont. GB-176 (LPG)	555	UD16	---	---	.020
MF165, MF255 w/Perkins	871	RJ8C	841	J8C	.025
MF175-180 w/Cont. G-206	502 ¹	D21	---	---	.025
MF175-180 w/Cont. GB-206	555	UD16	---	---	.025
MF180, MF175, MF265 w/Perkins	871	RJ8C	841	J8C	.025
MF2135 w/Cont. Z134	502 ¹	D21	---	---	.025
MF230, MF235, MF245 w/Cont. Z145	555	UD16	---	---	.025
MF50, MF65, MF85, MF88, MF90	502 ¹	D21	---	---	.025
PA, CH, 25	569	W14	---	---	.025
TE20, TO35, F35, MF35	502 ¹	D21	---	---	.025
TEA20	896	L90C	---	---	.025
TO20, TO30, 203, 101 Jr., 102 Jr.	502 ¹	D21	---	---	.025
OTHER FARM MACHINERY					
26, 27, 27L	871	RJ8C	841	J8C	.025
35, SP Clipper, 50 Clipper	555	UD16	---	---	.025
60SP, 60PT, 70, 72, 80, 82, 90, 92S.P., 92 Super	871	RJ8C	841	J8C	.025
Baler, Forage Clipper, Compicker	555	UD16	---	---	.025
MF-300 S.P.	123	RN5C	120	N5C	.025
MF-410 S.P. w/Chevrolet 292 1970-74	406	RV12YC	---	---	.035
MF-410 S.P. w/Chevrolet 292 1975 & Up	121	RV8C	---	---	.035
MF-410 S.P. w/Chevrolet 292 Thru 1969	123	RN5C	120	N5C	.035
MF-510 S.P. w/Chevrolet 327	102	RJ6C	823	J6C	.025
MF-510 S.P. w/Chevrolet 350 1970-69	102	RJ6C	823	J6C	.035
MF-510 S.P. w/Chevrolet 350 1972-71	406	RV12YC	---	---	.035
MF-510 S.P. w/Chevrolet 350 1973 & Up	113	RV12C	---	---	.035
MF-510 S.P. w/Chrysler Engs.	123	RN5C	120	N5C	.025
MF-510 S.P. w/Cont. Engs.	102	RJ6C	823	J6C	.025
Swather, Windrower	555	UD16	---	---	.025
MASSEY-HARRIS					
TRACTORS					
11 Pony, 16 Pacer, 21 Colt, 22, 22K, 23, 23K, 30, 30K, 33	502 ¹	D21	---	---	.025
44 Special, 333, 444, 555 (LPG)	555	UD16	---	---	.020
MEYER					
Hay Dryer	58	RJ18YC	---	---	.025

¹For Heavy PTO Service, use Stk # 555 (UD16); ⁶After Engine. No. 152UA15061A



Model/Engine	Copper Plus®		Alternate Plug		Gap
	Stk #	Plug Type	Stk #	Plug Type	
MINNEAPOLIS-MOLINE					
COMBINES					
25, 33, 35, 40; G-4, 69	555	UD16	---	---	.030
2890, 3490, 3496, 4290, 4292	871	RJ8C	841	J8C	.035
4296 w/6-Cyl. Engs.	871	RJ8C	841	J8C	.035
4296 w/V-8 Engs.	14	RJ12YC	10	J12YC	.035
430, 431, 525, 535, 4293	871	RJ8C	841	J8C	.035
445 Series, H-69, J, J2, 88	555	UD16	---	---	.030
545, 542, 3496, 5542	871	RJ8C	841	J8C	.035
5555, 5297 w/V-8 318LA Engs.	14	RJ12YC	10	J12YC	.035
All Other 18mm Heads	555	UD16	---	---	.025
S, SR, SP	555	UD16	---	---	.030
TRACTORS					
Gasoline 14mm Heads					
335, 445, 2-4-5 Star Crawler, Series R, Z, BF, BG	871	RJ8C	841	J8C	.025
Gasoline 18mm Heads					
335, 445, 2-4-5 Star Crawler	555	UD16	---	---	.025
G704, G705, G900, G950, G1000, G1050	555	UD16	---	---	.025
Jet Star Series	502 ¹	D21	---	---	.025
M5, M504, M602, M604, M670	555	UD16	---	---	.025
Series G, U, Z	502 ¹	D21	---	---	.025
U302	555	UD16	---	---	.025
Gasoline 7/8"-18 Heads					
Series G, U	510	W10	---	---	.025
LPG					
335, 445, 2-4-5 Star Crawler	514	D14	---	---	.017
A4T1600, G900, G950, G955, G1000, G1050, G1350, G1355	509	D9	---	---	.017
Jet Star Series	514	D14	---	---	.017
M5, M504, M602, M604	514	D14	---	---	.017
M670	509	D9	---	---	.017
U302, G704, G705	514	D14	---	---	.017
OTHER FARM MACHINERY					
Balers 103, 520, 620, 720	555	UD16	---	---	.030
Forage Harvesters 840 w/Chrysler Engs.	14	RJ12YC	10	J12YC	.035
Forage Harvesters 840 w/G.M. Engs.	104	RN4C	803	N4C	.035
NEW HOLLAND					
See Sperry-New Holland					
NEW IDEA					
1968-60 702, 704 w/GMC 401 cid (3/4" Reach)	302	N11YC	---	---	.030
1968-60 702, 704 w/GMC 401 cid (3/8" Reach)	102	RJ6C	823	J6C	.030
1970-69 702, 704 w/GMC 401 cid	123	RN5C	120	N5C	.035
1972-71 702, 704 w/GMC 401 cid	302	N11YC	---	---	.035
1974-70 701, 703 w/Chevrolet 292 cid	406	RV12YC	---	---	.035
1975 & Up 701, 703 w/Chevrolet 292 cid	121	RV8C	---	---	.035
Thru 1969 701, 703 w/Chevrolet 292 cid	123	RN5C	120	N5C	.035
OLIVER					
BALERS					
8, 50, 60, 60T, 60W, 62T, 62W, 100, 101, 103, 520, 620, 720	555	UD16	---	---	.030
COMBINES					
Gasoline 14mm Heads					
430, 431, 525, 535	871	RJ8C	841	J8C	.025
542, 545, 5542 w/6-Cyl. Engs.	871	RJ8C	841	J8C	.035
542, 545, 5542 w/V-8 Engs. (3/4" Reach)	302	N11YC	---	---	.035
542, 545, 5542 w/V-8 Engs. (3/8" Reach)	14	RJ12YC	10	J12YC	.035
5555 w/V-8 Engs. (3/4" Reach)	302	N11YC	---	---	.035
5555 w/V-8 Engs. (3/8" Reach)	14	RJ12YC	10	J12YC	.035
Gasoline 18mm Heads					
6, 10, 15, 20, 22, 25, 30, 33SP, 35, 40	555	UD16	---	---	.025
Gasoline 7/8"-18 Heads					
6, 10, 15, 20, 22, 25, 30, 33SP, 35, 40	569	W14	---	---	.025

¹For Heavy PTO Service, use Stk # 555 (UD16)



Model/Engine	Copper Plus®		Alternate Plug		Gap
	Stk #	Plug Type	Stk #	Plug Type	
OLIVER (cont)					
CRAWLER TRACTORS					
Gasoline 14mm Heads					
15, 20, 20C, 25, 30G, 35, 40, 40-30, 55, 80, AG	102	RJ6C	823	J6C	.025
BG, BGS	871	RJ8C	841	J8C	.025
CG, DG, EG, EH, EHG, EN, FG, GG, HG	102	RJ6C	823	J6C	.025
OC-3, OC-4, OC-12	871	RJ8C	841	J8C	.025
OC-4-3G	102	RJ6C	823	J6C	.025
Starting-Diesel Models AD, BD, DD	871	RJ8C	841	J8C	.025
Gasoline 18mm Heads					
AG-6	502 ¹	D21	---	---	.025
OC-6	555	UD16	---	---	.025
Gasoline 7/8"-18 Heads					
15, 20, 20C, 25, 30G, 35, 40, 40-30, 55, 80	569	W14	---	---	.025
AG, BG, BGS, CG, DG, EG, EH, EHG, EN, FG	569	W14	---	---	.025
GG, HG, OC-3, OC-4, OC-12, A, E	569	W14	---	---	.025
HARVESTERS					
Forage Harvester 840 w/Chrysler Engs.	14	RJ12YC	10	J12YC	.035
Forage Harvester 840 w/G.M. 478 cid	104	RN4C	803	N4C	.035
WHEEL TRACTORS					
Gasoline 14mm Heads					
1250	896	L90C	---	---	.025
1600, 1650, 1655, 1750, 1755	302	N11YC	---	---	.025
All 1800 Series 1850, 1855	302	N11YC	---	---	.025
Gasoline 18mm Heads					
60KD, 66KD, 70KD, 77KD, 70, 77, 88, 88KD, 166, 177, 188, 199	502 ¹	D21	---	---	.025
770, 880, 950, 1550, 1555	502 ¹	D21	---	---	.025
99 w/6-Cyl., 440, 550, 660	502 ¹	D21	---	---	.025
HC Mdls. 55, 60, 66	502 ¹	D21	---	---	.025
Gasoline 7/8"-18 Heads					
18-28, 28-44, 80, 90, 99 4-Cyl.	569	W14	---	---	.025
80HC, 99HC	510	W10	---	---	.025
80KD, 90KD, 900	569	W14	---	---	.025
LPG					
1600, 1650, 1655, 1750, 1755	104	RN4C	803	N4C	.020
All 1800 Series, 1850, 1855	104	RN4C	803	N4C	.020
Super 77, 88, 770, 880, 1550	502 ¹	D21	---	---	.020
PEERLESS					
Grain Dryers	415	RN9YC	300	N9YC	.035
POWER TRAC					
TRACTORS					
w/B&S 18 h.p. (Twin)	868	RJ19LM	861	J19LM	.030
w/Ford 67 cid 45 h.p. Engs.	415	RN9YC	300	N9YC	.035
w/Kohler 14 h.p.	71	RC12YC	---	---	.030
w/Kohler 18 & 20 h.p. (V-Twin)	71	RC12YC	---	---	.030
w/Kohler 18 h.p. (Twin)	25	RV17YC	---	---	.025
w/Kohler 22 & 25 h.p. (V-Twin)	71	RC12YC	---	---	.030
SATOH					
1974 S650G	104	RN4C	803	N4C	.030
1974-73 S550G	104	RN4C	803	N4C	.030
SIMPLICITY					
4040 w/Onan CCKA	854	RH10C	844	H10C	.025
4041 w/Onan CCKB	854	RH10C	844	H10C	.025
SKIBBE					
Field Sprayers	840	RCJ8	843	CJ8	.025

¹For Heavy PTO Service, use Stk # 555 (UD16)



Model/Engine	Copper Plus®		Alternate Plug		Gap
	Stk #	Plug Type	Stk #	Plug Type	
SPEICHER					
TRENCHERS					
w/Chevrolet 235 cid Engs.	871	RJ8C	841	J8C	.025
w/Chevrolet 261 cid Engs.	102	RJ6C	823	J6C	.025
w/Chevrolet 292 cid Engs.	123	RN5C	120	N5C	.025
w/GMC 401 cid Engs. (3/4" Reach)	123	RN5C	120	N5C	.025
w/GMC 401 cid Engs. (3/8" Reach)	102	RJ6C	823	J6C	.025
SPERRY-NEW HOLLAND					
BALE WAGONS					
w/Ford 361 cid Engs.	129	RF10C	---	---	.035
w/Ford 460 cid Engs.	406	RV12YC	---	---	.035
BALERS					
w/Ford 134 & 172 cid Engs.	537	RH12	512	H12	.025
w/Ford 240 & 300 cid Engs.	409	RF9YC	---	---	.035
w/Wisconsin THD, TJD	555	UD16	---	---	.030
w/Wisconsin V460D, V461D, V465D	404	RN12YC	38	N12YC	.030
w/Wisconsin VG4D, VH4D, VR4D	555	UD16	---	---	.030
COMBINES					
w/Ford 240 & 300 cid Engs.	409	RF9YC	---	---	.030
w/Ford 361 & 391 cid Engs.	129	RF10C	---	---	.035
HARVESTERS					
w/Ford 391 cid Engs.	129	RF10C	---	---	.035
HAYBINE					
w/Ford 134 cid Engs.	537	RH12	512	H12	.025
w/Ford 200 cid Engs.	22	RF11YC	---	---	.035
w/Wisconsin VG4D	555	UD16	---	---	.030
LOADERS					
w/Ford 192 cid Engs.	537	RH12	512	H12	.025
w/Ford 200 cid Engs.	22	RF11YC	---	---	.035
w/Kohler 23 h.p.	537	RH12	512	H12	.035
w/Wisconsin TJD, VG4D, VH4D	555	UD16	---	---	.030
w/Wisconsin V465D	404	RN12YC	38	N12YC	.030
SPEEDROWERS					
w/Ford 172 cid Engs.	537	RH12	512	H12	.025
w/Ford 200 & 250 cid Engs.	22	RF11YC	---	---	.035
w/Ford 256 cid Engs.	123	RN5C	120	N5C	.025
TRENCHERS					
w/Kohler 16 h.p.	537	RH12	512	H12	.025
w/Wisconsin TJD, VG4D	555	UD16	---	---	.030
WINDROWER					
w/Chrysler 225 cid Engs.	406	RV12YC	---	---	.035
STRONGLAND					
w/B&S 18 & 20 h.p. Vanguard (V-Twin)	431	RC14YC	---	---	.030
w/Kohler 20 h.p. (V-Twin)	71	RC12YC	---	---	.030
w/Onan 24 h.p. (Twin)	909	RS17YX	---	---	.025
TORO					
Model ME, Series 5 w/Cont. F-227	502 ¹	D21	---	---	.025
Series 6 w/Chevrolet 250 cid Engs.	25	RV17YC	---	---	.035
w/Ford 6-Cyl. Engs. OHV	537	RH12	512	H12	.025
VERSATILE					
1984-72 400 Swather w/Ford 200 cid	22	RF11YC	---	---	.035
1984-78 4400 Swather w/Ford 200 cid	22	RF11YC	---	---	.035

¹For Heavy PTO Service, use Stk # 555 (UD16)

**FARM TRACTORS & MACHINERY**TRACTEURS ET MACHINERIE AGRICOLES
TRACTORES Y MAQUINARIA AGRÍCOLA

Model/Engine	Copper Plus®		Alternate Plug		Gap
	Stk #	Plug Type	Stk #	Plug Type	
WHITE					
1977-75 Model 2-70	302	N11YC	---	---	.025
WICHITA					
270R w/Cont. R800-46	934	QL87YC	312	L87YC	.025



Model/Engine	Copper Plus®		Alternate Plug		Gap
	Stk #	Plug Type	Stk #	Plug Type	
ALLIS-CHALMERS					
GASOLINE - 14MM HEADS					
1-40, 1-60, 1-400, 1-600, 615	102	RJ6C	823	J6C	.025
190, 190 XT	123 ⁴	RN5C	120	N5C	.025
706B	302	N11YC	---	---	.025
G153, G230, G262	123	RN5C	120	N5C	.025
H4 Crawler	123 ⁴	RN5C	120	N5C	.025
Series 500 & 600	102	RJ6C	823	J6C	.025
T6, TL16	871	RJ8C	841	J8C	.025
TL10, TL12, TL14	123	RN5C	120	N5C	.025
TL545G Front Endloader	123	RN5C	120	N5C	.025
w/A-C Eng.	511	J11C	---	---	.025
w/B&S Eng.	868	RJ19LM	861	J19LM	.025
w/Buda Eng.	511	J11C	---	---	.025
w/IHC & Waukesha Eng.	871	RJ8C	841	J8C	.025
w/Onan Eng.	854	RH10C	844	H10C	.025
GASOLINE - 18MM HEADS					
4-Cylinder Cont. F163 Eng.					
ACC-20, ACC-25, ACC-30, ACC-35, ACC-40, ACC-45, ACC-50, ACC-55	541	RD16	516	D16	.025
ACP-20, ACP-25, ACP-30, ACP-40, ACP-50, ACP-60C	541	RD16	516	D16	.025
6-Cylinder Continental F245 Eng.					
ACC-60, ACC-60C, ACC-70, ACC-70C, ACC-80, ACC-100, ACC-120	541	RD16	516	D16	.025
ACP-60, ACP-70, ACP-80, ACP-110, ACP-130, ACP-150	541	RD16	516	D16	.025
6-Cylinder Ford 300 cid Engines					
ACP-165, ACP-180, ACP-200, ACP-225	129	RF10C	---	---	.025
w/Chore Boy Eng.	541	RD16	516	D16	.025
w/IHC Eng.	541	RD16	516	D16	.025
w/Waukesha Eng.	541	RD16	516	D16	.025
w/Wisconsin Eng.	541	RD16	516	D16	.025
LPG 14MM HEADS					
190, 190 XT	880	RN3C	801	N3C	.020
ALTAMATIC					
w/Volkswagen Eng.	933	QL86C	306	L86C	.025
AMERICAN					
Econobile	541	RD16	516	D16	.025
AMERICAN COLEMAN					
Deck Spotter I Yard Jockey	406	RV12YC	---	---	.025
MB-4 Aircraft Tow Truck	592	RJ12C	---	---	.025
ARROW					
Scooter Loader	541	RD16	516	D16	.025
ATHEY					
Force Feed Loader	854	RH10C	844	H10C	.025
Grader w/172 Eng.	854	RH10C	844	H10C	.025
Loaders w/223 Eng.	22	RF11YC	---	---	.025
Loaders w/240 Eng.	129	RF10C	---	---	.025
AUTOMATIC					
w/Cont. F-162	514	D14	---	---	.025
AUTOMOTIVE					
DYNAMOTIVE MODELS					
GLF, GLT, GMF (LPG)	514	D14	---	---	.020
GLF, GLT, GMF	516	D16	555	UD16	.025
BAKER					
14MM HEADS					
FGA-030, 050, 070; FGD-020, 025, 030, 040, 050, 060, 070, 080	871	RJ8C	841	J8C	.025
FGF-020, 025; FIA-030; FID-020, 025, 030, 040, 050, 060, 070, 080	871	RJ8C	841	J8C	.025
FIF-020, 025, FJD-060, 070, 080	871	RJ8C	841	J8C	.025
FLD, FLD-060, FLF-020	102	RJ6C	823	J6C	.025
FMD-030, 040, 050, 060, 070, 080	871	RJ8C	841	J8C	.025

⁴For Light Service, use Stk # 302 (N11YC) - gap at .025"



Model/Engine	Copper Plus®		Alternate Plug		Gap
	Stk #	Plug Type	Stk #	Plug Type	
BAKER (cont)					
14MM HEADS (cont)					
T10A, TJF-100	102	RJ6C	823	J6C	.025
18MM HEADS					
FGD-030, 040, 050, 060, 070, 080; FGF-030, 040, 050, 060, 070	541	RD16	516	D16	.025
FID-030, 040, 050, 060, 070, 080; FIF-030, 040, 050, 060, 070	541	RD16	516	D16	.025
FJD-040, 060, 070, 080; FJG-040; FJF-030, 040, 050, 060, 070	541	RD16	516	D16	.025
FMD-030, 040, 050, 060, 070, 080; FMF-030, 040, 050, 060, 070, Y112	541	RD16	516	D16	.025
Tiger Series	555	UD16	---	---	.025
BELL					
Prime Mover	541	RD16	516	D16	.025
BOBCAT					
Also, See Melroe					
SKID-STEERS					
Gasoline					
w/Ford 98 cid Engs.	415	RN9YC	300	N9YC	.035
w/Kohler 16 & 18 h.p. (Twin)	25	RV17YC	---	---	.025
w/Kohler 24 h.p.	868	RJ19LM	861	J19LM	.030
w/Mitsubishi 36 h.p.	322	RN11YC4	---	---	.044
w/Onan CCK	854	RH10C	844	H10C	.025
w/Wisconsin VH4D	541	RD16	516	D16	.025
LPG					
w/Kohler 24 h.p.	868	RJ19LM	861	J19LM	.018
w/Onan CCK	854	RH10C	844	H10C	.018
BOLENS					
GK Model 960	541	RD16	516	D16	.025
BOXER					
SKID-STEERS					
w/Honda 24 h.p. (V-Twin)	404	RN12YC	38	N12YC	.030
BUDA					
See Allis-Chalmers					
BUTLER					
Front End Loader	541	RD16	516	D16	.025
CASE					
14MM HEADS					
644	854	RH10C	844	H10C	.025
646	538	RH8C	587	H8C	.025
LI, SI, VI	871	RJ8C	841	J8C	.025
18MM HEADS					
1530, 1537, 1816B Uni-loader	514	D14	---	---	.025
1830, 1835, 1845 Uni-loader	541	RD16	516	D16	.025
210, 310, 320, 420, 430, 450, 500, 500LK, 520, 530, 580B, 600, 620, 680, 800GT	516	D16	555	UD16	.025
CI, DI, G148B, G188, LAI, LI, M3, MB3, RI, VAI, VI, W3, W5, W7, W8	516	D16	555	UD16	.025
W10 Terraloader	516	D16	555	UD16	.025
W7E Front End Loader	516	D16	555	UD16	.025
W8B, W9, W9A, W9B, W10B	516	D16	555	UD16	.025
7/8"-18 HEADS					
420, 520, 620, CI, DI, LAI, RI, VAI, VI	569	W14	---	---	.025
SKID STEERS					
1818	909	RS17YX	---	---	.025
1825	123	RN5C	120	N5C	.025
1835C	404	RN12YC	38	N12YC	.025
Other 14mm Heads	871	RJ8C	841	J8C	.025
w/18mm Heads	541	RD16	516	D16	.025
w/7/8"-18 Heads	569	W14	---	---	.030
w/Nissan 25 h.p. A12	123	RN5C	120	N5C	.025
w/Onan 18 h.p. (Twin)	909	RS17YX	---	---	.025



Model/Engine	Copper Plus®		Alternate Plug		Gap
	Stk #	Plug Type	Stk #	Plug Type	
CASE (cont)					
SKID STEERS (cont)					
w/Teledyne 48 h.p. TM20	404	RN12YC	38	N12YC	.025
CATERPILLAR					
T30B, T35B, T40B, T45B, T50B, T55B, T60B	14 ²	RJ12YC	10	J12YC	.025
T30D, TC60D w/Peugeot Eng.	415 ²	RN9YC	300	N9YC	.025
V30C, V35C, V40C, V45C, V50C	14 ²	RJ12YC	10	J12YC	.025
V40D, V50D w/Peugeot Eng.	415 ²	RN9YC	300	N9YC	.025
V80E 6.5 AMP	404 ²	RN12YC	38	N12YC	.025
STARTING ENGINES					
14mm Heads					
1404 w/Hercules G1600	644	RJ88P	---	---	.025
824, 834, D2, D4, D6	58	RJ18YC	---	---	.025
D4C, D6B	14	RJ12YC	10	J12YC	.025
D7, D8, D9, DW15, DW20, DW21, RD4	58	RJ18YC	---	---	.025
18mm Heads					
824, 834, D2, D4, D6, D7, D8, D9, DW10, DW15, DW20, DW21, F163, F227, RD4	516	D16	555	UD16	.025
CENTAUR					
w/LeRoi D-226, D-140, 105, G1-1T (14mm)	592	RJ12C	---	---	.025
w/LeRoi D-226, D-140, 105, G1-1T (18mm)	516	D16	555	UD16	.025
w/LeRoi TRP, D-133	569	W14	---	---	.025
CHAMP					
w/Chrysler Eng. (LP Gas)	871	RJ8C	841	J8C	.015
w/Chrysler Eng.	871	RJ8C	841	J8C	.025
w/Cont. Eng.	555	UD16	---	---	.025
w/Perkins G4-236	302	N11YC	---	---	.025
CLARK					
GASOLINE					
14mm Heads					
C500, 60, 70, S80, 80, 90, S100	404	RN12YC	38	N12YC	.025
Clark 75 Unshielded, Series 71H	871	RJ8C	841	J8C	.025
Clarktor 6, 120, CFV, CY	871	RJ8C	841	J8C	.025
GCS12, 15, 20, 25, 30, 175 w/Mits. 4G32	405	RN14YC	---	---	.025
GCS17, 20, 22, 25, 27, 30 w/Mits. 4G54	405	RN14YC	---	---	.025
GPS12, 15 w/Mits. 4G52	405	RN14YC	---	---	.025
GPS20, 22, 25, 27, 30 w/Mits. 4G54	405	RN14YC	---	---	.025
IT 50, 60, 70, 80 w/Ford Eng.	129	RF10C	---	---	.025
IT 50, 60, 70, 80	123	RN5C	120	N5C	.025
Planeloader, Clarktor 75 (Shielded)	557	XEJ8	---	---	.025
Planeloader	871	RJ8C	841	J8C	.025
Ranger 150, 200, 300, YL350	102	RJ6C	823	J6C	.025
Series 71 w/Hercules Eng.	871	RJ8C	841	J8C	.025
Series 81 w/Hercules Eng.	102	RJ6C	823	J6C	.025
Y60, 70, S80, 100CD w/Perkins 236 cid	404	RN12YC	38	N12YC	.025
Yardlift 150, Yardlift 260, Clark-Ross Y200	871	RJ8C	841	J8C	.025
18mm Heads					
C500-20, 25, 30, 40, 55, 60, 70, 70, 100, 120, F163	555	UD16	---	---	.025
C500-Y20, 25, 30, 40, 55, 60, 70, 80, 100, 130, 150	555	UD16	---	---	.025
CL20, 30, 40, 50	502	D21	---	---	.025
Car Loader, Clarkat, Clarkette	502	D21	---	---	.025
Clarklift C60, C70, C80	555	UD16	---	---	.025
Clarktor 6, Clipper, Tructractor, Utilitruc	502	D21	---	---	.025
GCS17, 20, 22, 25, 27, 30	555	UD16	---	---	.025
GPS20, 22, 25, 27, 30	555	UD16	---	---	.025
Series 71F w/Ford Eng.	22	RF11YC	---	---	.025
Yardlift 20, 40, 60, 100, 180	502	D21	---	---	.025
LP GAS					
14mm Heads					
C500, 60, 70, S80, 80, 90, S100	404	RN12YC	38	N12YC	.015
GCS12, 15, 20, 25, 30, 175 w/Mits. 4G32	405	RN14YC	---	---	.015

²All Models w/LPG - gap at .015"



Model/Engine	Copper Plus®		Alternate Plug		Gap
	Stk #	Plug Type	Stk #	Plug Type	
CLARK (cont)					
LP GAS (cont)					
14mm Heads (cont)					
GCS17, 20, 22, 25, 27,30 w/Mits. 4G54	405	RN14YC	---	---	.015
GPS12, 15 w/Mits. 4G52	405	RN14YC	---	---	.015
GPS20, 22, 25, 27, 30 w/Mits. 4G54	405	RN14YC	---	---	.015
Y60, 70, S80, 100CD w/Perkins 236 cid	404	RN12YC	38	N12YC	.015
18mm Heads					
CL20, 30, 40, 50, 180	516	D16	555	UD16	.015
Car Loader, Clarkat	516	D16	555	UD16	.015
Clarkette, Utilitruc	516	D16	555	UD16	.015
Clarktor 4 (7/8"-18 Heads)	569	W14	---	---	.015
Clipper, Tructractor	516	D16	555	UD16	.015
GCS17, 20, 22, 25, 27, 30	555	UD16	---	---	.015
GPS20, 22, 25, 27, 30	555	UD16	---	---	.015
Yardlift 20, 40, 60, 100	516	D16	555	UD16	.015
CLARK-ROSS					
w/Cont. F-6209-134	541	RD16	516	D16	.025
w/Hercules JXC-110C, QXC-3-121B	102	RJ6C	823	J6C	.025
w/Hercules JXLD-122	541	RD16	516	D16	.025
CLETRAC					
14mm Heads	871	RJ8C	841	J8C	.025
18mm Heads	514	D14	---	---	.025
All Other 7/8"-18 Heads	569	W14	---	---	.025
Model FG	518	W18	---	---	.025
COCKSHUTT					
2-44, 2-44FL, 2-44-L, 2-44-LL, 2-62, 2-62-L, 2-62-15	514	D14	---	---	.025
2-78, 2-78-L, 2-78-15, 2-78-17, 2-105	405	RN14YC	---	---	.025
4-78, 4-78-L, 4-78-15, 4-78-17, 4-105	405	RN14YC	---	---	.025
COLSON					
14mm Heads	592	RJ12C	---	---	.025
18mm Heads	541	RD16	516	D16	.025
CONTINENTAL					
F135, F163, F227	555	UD16	---	---	.025
T247, T371 (LPG)	555	UD16	---	---	.020
CRAB					
Tractors	541	RD16	516	D16	.025
CRESCENT					
w/Ready Power H, P Eng's.	514	D14	---	---	.025
CUSHMAN					
14mm Heads	854	RH10C	844	H10C	.025
18mm Heads (gasketed seat)	541	RD16	516	D16	.025
18mm Heads (tapered seat)	22	RF11YC	---	---	.025
7/8"-18 Heads	569	W14	---	---	.025
Haulster w/Kohler 12 h.p.	854	RH10C	844	H10C	.030
Haulster w/Kohler 8 h.p. (K181)	868	RJ19LM	861	J19LM	.030
Haulster w/OMC M109 (LPG)	22	RF11YC	---	---	.018
Haulster w/OMC M109, M218	22	RF11YC	---	---	.025
Haulster w/Own 18 h.p.	22	RF11YC	---	---	.025
Haulster w/Own 22 h.p.	18	RV15YC4	---	---	.025
Minute-Miser	840	RCJ8	843	CJ8	.025
DAEWOO					
G35S, G40S w/GM 4.3L V-6 (LPG)	400	RV9YC	---	---	.025



Model/Engine	Copper Plus®		Alternate Plug		Gap
	Stk #	Plug Type	Stk #	Plug Type	
DAVIS					
Task Force 700 Trencher	541	RD16	516	D16	.025
DYNAHOE					
w/Cont. F-244	555	UD16	---	---	.025
EATON					
3/4 Ton w/Perkins G4-203	302	N11YC	---	---	.025
ELWELL-PARKER					
w/Cont. F-162, F-163	541	RD16	516	D16	.025
w/Hercules Engs.	569	W14	---	---	.025
ERICKSON					
1237 w/Cont. Engs.	502	D21	---	---	.025
825 w/Onan NHC	123	RN5C	120	N5C	.025
E-Z Loader	871	RJ8C	841	J8C	.025
F5W, F7, MCH, Platform Truck	502	D21	---	---	.025
Powerkart, Front End Loader	555	UD16	---	---	.025
Rack Runner	502	D21	---	---	.025
EXPEDITER					
All Models	541	RD16	516	D16	.030
FINN					
SKID-STEERS					
w/Kohler 25 h.p. (V-Twin)	71	RC12YC	---	---	.030
FORD					
w/104 cid Engs.	302	N11YC	---	---	.025
w/134, 172 & 192 cid Engs.	854	RH10C	844	H10C	.025
w/144, 170 cid Engs.	22	RF11YC	---	---	.035
w/158, 175, 201 & 256 cid Engs.	123	RN5C	120	N5C	.025
w/200, 240, 300 & 330 cid Engs.	129	RF10C	---	---	.025
w/223 & 272 cid Engs.	22	RF11YC	---	---	.025
w/250 cid Engs. 1965 & Up	123	RN5C	120	N5C	.025
w/250 cid Engs. Thru 1964	129	RF10C	---	---	.025
w/2600, 3600, 4600 & 6600 cc Engs.	123	RN5C	120	N5C	.025
w/262, 292 & 332 cid Engs.	129	RF10C	---	---	.030
w/351C cid Engs.	406	RV12YC	---	---	.025
w/351W, 360 & 390 cid Engs.	22	RF11YC	---	---	.025
w/361, 391, 401, 477 & 534 cid Engs.	129	RF10C	---	---	.030
w/460 cid Engs.	406	RV12YC	---	---	.025
w/98 cid Engs.	415	RN9YC	300	N9YC	.025
FULTON					
Model 20	854	RH10C	844	H10C	.025
Model 27-40, 42	541	RD16	516	D16	.025
Model 60 w/White G1600	404	RN12YC	38	N12YC	.025
Model 60 w/Wisconsin V465D	404	RN12YC	38	N12YC	.025
Model 80	409	RF9YC	---	---	.025
GAR-BRO					
Model 1000, 1400	871	RJ8C	841	J8C	.025
Model 1200	123	RN5C	120	N5C	.022
Power Carts w/Gladden 75	871	RJ8C	841	J8C	.025
Truck w/Morris Minor Engs.	123	RN5C	120	N5C	.022
Truck w/Willys Engs.	871	RJ8C	841	J8C	.025
GEHL					
SKID-STEERS					
HL2500A, HL2600, HL3000	123	RN5C	120	N5C	.025
HL2500	538	RH8C	587	H8C	.025
HL4300	541	RD16	516	D16	.025
HL4500	415	RN9YC	300	N9YC	.025
HL4700 (LPG)	415	RN9YC	300	N9YC	.015
SL3510, SL4510	415	RN9YC	300	N9YC	.025
w/Ford 1.1 & 1.3L Engs.	304	RS9YC	---	---	.035



Model/Engine	Copper Plus®		Alternate Plug		Gap
	Stk #	Plug Type	Stk #	Plug Type	
GEHL (cont)					
SKID-STEERS (cont)					
w/Onan 20 h.p. (Twin)	909	RS17YX	---	---	.025
GENERAL					
w/Perkins G4-203	302	N11YC	---	---	.025
GERLINGER					
w/Cont. T6427	514	D14	---	---	.025
w/Ford 8RNN	538	RH8C	587	H8C	.025
w/Ford F, J, L	129	RF10C	---	---	.025
w/Hercules GO-298, GO-339	871	RJ8C	841	J8C	.025
w/Hercules JXD, JXLD	871	RJ8C	841	J8C	.025
w/Perkins G4-203	415	RN9YC	300	N9YC	.025
GREGOR					
w/Cont. F-162, F-163	541	RD16	516	D16	.025
w/Ford 172 cid Eng.	854	RH10C	844	H10C	.025
w/Hercules Eng.	569	W14	---	---	.025
HANDY-VAN					
All Models	541	RD16	516	D16	.025
HARLEY-DAVIDSON					
Utilicar, DC	404	RN12YC	38	N12YC	.040
Utilicar, GE	854	RH10C	844	H10C	.025
HARLO					
Handler w/Kohler Eng.	854	RH10C	844	H10C	.030
HEFTY					
A-616 w/B&S Eng.	868	RJ19LM	861	J19LM	.030
HITCO					
w/Chevrolet Eng.	842	UY6	---	---	.035
w/Willys Eng.	592	RJ12C	---	---	.030
HOBART					
w/IHC UV549	102	RJ6C	823	J6C	.030
HOUGH					
P40, T30A, T50LA, P40	541	RD16	516	D16	.025
T120F, T150, T180, T225	871	RJ8C	841	J8C	.025
HYDRA MAC					
SKID-STEERS					
12C II w/Chrysler H-105	415	RN9YC	300	N9YC	.025
12C w/Ford 98 cid Eng.	415	RN9YC	300	N9YC	.025
20C Ford 172 cid Eng.	854	RH10C	844	H10C	.025
20C II w/Mazda 121 cid Eng.	415	RN9YC	300	N9YC	.025
5C w/Tecumseh HH-160	931	QL82C	811	L82C	.025
6C w/Onan B48	857	RH18Y	---	---	.025
8C w/Onan NHCV, NHC	123	RN5C	120	N5C	.025
Big Mac 18 w/Ford 172 cid Eng.	854	RH10C	844	H10C	.025
Mini Mac 5 w/Tecumseh HH-160	931	QL82C	811	L82C	.025
Mitey Mac 8, 8A w/Onan NH	538	RH8C	587	H8C	.025
Mitey Mac 8B w/Onan NHC	123	RN5C	120	N5C	.025
Mitey Mac II-10 w/Ford 98 cid Eng.	415	RN9YC	300	N9YC	.025
HYSTER					
20C150-SC180-TC200 w/Hercules	871	RJ8C	841	J8C	.025
BC, BT, BK10, H20E, H25E, H30E	541	RD16	516	D16	.025
Carrier S60, S70, S80	541	RD16	516	D16	.035
H110-150F, H150-250E, H200-H400	121	RV8C	---	---	.035
H110-150F, H150-275H, H300A	25	RV17YC	---	---	.035
H150-225E, SN after 191269	302	N11YC	---	---	.025
H150-225E, SN to 191268	871	RJ8C	841	J8C	.025
H20-30E	555	UD16	---	---	.025
H250-300A, SN after 191268	871	RJ8C	841	J8C	.025



Model/Engine	Copper Plus®		Alternate Plug		Gap
	Stk #	Plug Type	Stk #	Plug Type	
HYSTER (cont)					
H250-300A, SN to 191269	302	N11YC	---	---	.025
H30-60F	871	RJ8C	841	J8C	.025
H30-60H	854	RH10C	844	H10C	.025
H35XL w/Mazda 4-Cyl. Eng.	405	RN14YC	---	---	.030
H360-400A, H360-620B	123	RN5C	120	N5C	.025
H360-460A	555	UD16	---	---	.025
H60-80B, H60-80C, H100-120B, H100-150C	555	UD16	---	---	.025
H60-80C	541	RD16	516	D16	.025
H700-800A, M200-300F (3/4" Rch.)	123	RN5C	120	N5C	.025
HC50, HE50, H50H, H60H	854	RH10C	844	H10C	.025
KD Krane	871	RJ8C	841	J8C	.025
KE Krane	541	RD16	516	D16	.025
M2, M3, MD Carrier, MH	592	RJ12C	---	---	.025
M200-300E, M200-300F, XF60-VA70-ZA80 (3/8" Rch.)	871	RJ8C	841	J8C	.025
M200-400H	302	N11YC	---	---	.025
MH3 Carrier	541	RD16	516	D16	.025
Models w/Ford 172 & 192 cid Eng.	854	RH10C	844	H10C	.025
Models w/GM 151 cid Eng. (Brazil)	404	RN12YC	38	N12YC	.025
Models w/GMC 153 cid Eng.	25	RV17YC	---	---	.025
Models w/GMC 250 cid (3/4" Rch.)	123	RN5C	120	N5C	.025
Models w/GMC 250 cid (3/8" Rch.)	102	RJ6C	823	J6C	.025
Models w/GMC 250 cid (Tapered Seat)	25	RV17YC	---	---	.025
Models w/GMC 350 cid Eng.	25	RV17YC	---	---	.025
Models w/Wisconsin 37 h.p.	564	D16J	---	---	.025
P125-180A, SN after 191268	871	RJ8C	841	J8C	.025
P125-180A, SN to 191269	302	N11YC	---	---	.025
P150-P200B	121	RV8C	---	---	.035
P40-P50A	406	RV12YC	---	---	.035
P60-80A, KE, QC20, QN20, YT40	555	UD16	---	---	.025
P60A-P80A, KE	541	RD16	516	D16	.025
QC20, QN20, QT20	541	RD16	516	D16	.035
RC150, SC180, TC200 w/Chrysler 3/4" Rch.	123	RN5C	120	N5C	.025
RC150, SC180, TC200 w/Chrysler 3/8" Rch.	871	RJ8C	841	J8C	.025
RC150, SC180, TC200 w/Hercules 3/4" Rch.	123	RN5C	120	N5C	.025
RT100, RT120, RT150, VA70, XA60, ZA80	592	RJ12C	---	---	.025
S&H Series w/Cont. Eng.	541	RD16	516	D16	.025
S125A-S150A	541	RD16	516	D16	.025
S20-30A, S30-50B, S30-50C, S60-100A	555	UD16	---	---	.025
S20-30A	541	RD16	516	D16	.025
S30-50C	404	RN12YC	38	N12YC	.025
S30-60E, SN to D2D1501	113	RV12C	---	---	.025
S30-60E, SN to D2D4302	25	RV17YC	---	---	.025
S30-60ES, S70B-S100B	121	RV8C	---	---	.035
S40C-S50C	541	RD16	516	D16	.025
S60-100B	113	RV12C	---	---	.025
S60-100E, S125-150A	555	UD16	---	---	.025
S60E, S70E w/Chevrolet 250 cid Eng.	25	RV17YC	---	---	.025
S80E, S100E w/Chevrolet 250 cid Eng.	25	RV17YC	---	---	.025
Straddle Carriers w/Chrysler 53	123	RN5C	120	N5C	.025
Turret Tug UC30, UE30	541	RD16	516	D16	.025
Turret Tug YC40, YE40, YT40	541	RD16	516	D16	.025
INGERSOLL					
LOADER/BACKHOE					
w/Onan 18 h.p. (Twin)	909	RS17YX	---	---	.025
INTERNATIONAL					
BACKHOE, LOADERS					
3400A, 3500A, 3514, 3600A Gasoline	526	RD15Y	515	D15Y	.025
3444 Gasoline	896	L90C	---	---	.025
3616, 3800, 3850 Gasoline	526	RD15Y	515	D15Y	.025
4120 w/Kohler Eng.	854	RH10C	844	H10C	.030
4125	538	RH8C	---	---	.025



Model/Engine	Copper Plus®		Alternate Plug		Gap
	Stk #	Plug Type	Stk #	Plug Type	
INTERNATIONAL (cont)					
BACKHOE, LOADERS (cont)					
4130 w/Onan NHC	123	RN5C	120	N5C	.025
4135	123	RN5C	120	N5C	.025
4140 w/Chrysler & Ford Engs.	415	RN9YC	300	N9YC	.025
4150 w/Ford Engs.	854	RH10C	844	H10C	.025
4150 w/Mazda Engs.	415	RN9YC	300	N9YC	.025
CRAWLER TRACTOR					
10-20, 20	520	W20	---	---	.025
T-20, T-35, T-40	569	W14	---	---	.025
T-340	509	D9	---	---	.025
T-6 (Shielded)	563	XED16	---	---	.025
T-6	526	RD15Y	515	D15Y	.025
TA-40, T-9	510	W10	---	---	.025
TD-14, TD-14A, TD-18, TD-18A	589	W89D	---	---	.025
TD-15 18mm Heads	543	D89D	---	---	.025
TD-15 7/8"-18 Heads	589	W89D	---	---	.025
TD-20, TD-24, TD-35, TD-40	589	W89D	---	---	.025
TD-6, TD-9 Gasoline Starting Engs.	543	D89D	---	---	.025
TD-6, TD-9 Shielded	505	ED89D	---	---	.025
FORK LIFT					
400 Series, I-4000, 4500A, 4500B, I-8000	526	RD15Y	515	D15Y	.025
444, 3444, 7000 Gasoline	896	L90C	---	---	.025
WHEEL TRACTOR					
01/09/98	510	W10	---	---	.025
1-30, 1-40, IA-40	569	W14	---	---	.025
1D-40 Gasoline Starting Engs.	589	W89D	---	---	.025
20, 30, 15-30, 22-36	520	W20	---	---	.025
A, Super A, 1-4, 1-6 Shielded	563	XED16	---	---	.025
A, Super A, 1-4, 1-6, 2424	526	RD15Y	515	D15Y	.025
ID-6, ID-9 Gasoline Starting Engs.	543	D89D	---	---	.025
ID-6, ID-9 Shielded	505	ED89D	---	---	.025
IK-40, 1-12, 1-14	569	W14	---	---	.025
Industrial Cub	526	RD15Y	515	D15Y	.025
ISCO					
Shuttle Wagon	129	RF10C	---	---	.025
JAEGER					
LP12 Auto Scoop	541	RD16	516	D16	.025
JOHN DEERE					
3010, 4010, JD500	514	D14	---	---	.025
440, 1010, 2010 Series	854	RH10C	844	H10C	.025
840 Gasoline Starting Engs.	871	RJ8C	841	J8C	.025
JD300, JD300B, JD301, JD301A, JD302, JD302A, JD310, JD350, JD350B, JD350C,	302	N11YC	---	---	.025
JD380, JD401A, JD401B, JD401C, JD410, JD440, JD480, JD480A, JD440B, JD544	302	N11YC	---	---	.025
JD600, JD500A, JD500B	514	D14	---	---	.025
SKID-STEERS					
60	538	RH8C	587	H8C	.025
70, 90, 125, 170	541	RD16	516	D16	.025
JD14, JD24, JD24A	541	RD16	516	D16	.025
KAL-TRUK					
All Models	541	RD16	516	D16	.025
KALAMAZOO					
w/Cont. 4163	514	D14	---	---	.025
w/Ford 172 cid Engs.	854	RH10C	844	H10C	.025
w/Wisconsin Engs. 18mm Heads	509	D9	---	---	.025
w/Wisconsin V461D	405	RN14YC	---	---	.025



Model/Engine	Copper Plus®		Alternate Plug		Gap
	Stk #	Plug Type	Stk #	Plug Type	
KD					
355 w/Ford 158 cid Engs.	123	RN5C	120	N5C	.025
452 w/Ford 201 cid Engs.	123	RN5C	120	N5C	.025
KOMATSU					
FG10H-1, FG15H-1, FG10S-1, FG15S-1, FG20-7, FG25-7, FG20S-3, FG25S-3	123	RN5C	120	N5C	.025
FG30-7, FG30S-3, FG35-2, FG40-2, FG50-2, FG60-2, FG50-3, FG60-3, FG70-3	123	RN5C	120	N5C	.025
KWICK-TOTER					
All Models	541	RD16	516	D16	.025
LIFT DYNAMICS					
Scorpion w/Ford 300 cid Engs.	129	RF10C	---	---	.025
LOADKING					
w/Ford 317	854	RH10C	844	H10C	.025
w/Reo Engs.	102	RJ6C	823	J6C	.025
LULL					
1200 w/Cont. Y-112	502	D21	---	---	.025
800 w/Onan NHC	123	RN5C	120	N5C	.025
T10G2, T10G4	102	RJ6C	823	J6C	.025
M.H.F. WORK BULL					
202C, 204, 302, 304, 356, 404, 1001	541	RD16	516	D16	.025
MACDONALD					
All Models	871	RJ8C	841	J8C	.025
MAHATO					
LIFT TRUCKS & SKID-STEERS					
w/Cont. 50 h.p.	541	RD16	516	D16	.025
w/Kohler 8 h.p.	868	RJ19LM	861	J19LM	.025
w/Onan 18 h.p. (Twin)	909	RS17YX	---	---	.025
MARKLIFT					
w/Onan Engs.	538	RH8C	587	H8C	.025
MASSEY-FERGUSON					
2135, 2200 w/Cont. Z134	541	RD16	516	D16	.025
MF4500 w/Cont. Z145	541	RD16	516	D16	.025
3/4" REACH AFTER NO. 152UA15061A					
MF20, MF20 Turf, MF40, MF2200	404	RN12YC	38	N12YC	.025
MF2500 w/Perkins AG3-152	404	RN12YC	38	N12YC	.025
MF6500 w/Perkins AG4-236	302	N11YC	---	---	.025
3/8" REACH BEFORE NO. 152UA15061A					
MF20, MF20 Turf, MF40, MF2200	871	RJ8C	841	J8C	.025
MF2500 w/Perkins AG3-152	871	RJ8C	841	J8C	.025
MF6500 w/Perkins AG4-236	871	RJ8C	841	J8C	.025
LIFT TRUCKS & SKID-STEERS					
MF20C, MF30B, MF202, 204	541	RD16	516	D16	.025
MAXIMAN					
SKID-STEERS					
w/B&S 16 h.p. Vanguard (V-Twin)	431	RC14YC	---	---	.030
w/Honda 13 h.p. OHV	404	RN12YC	38	N12YC	.030
MEAD					
MM	871	RJ8C	841	J8C	.025
Speed Cat	541	RD16	516	D16	.025
MELROE					
LIFT TRUCKS & SKID-STEERS					
M440, M444	538	RH8C	587	H8C	.025
M500 (Gasoline)	871	RJ8C	841	J8C	.025
M500 (LPG)	102	RJ6C	823	J6C	.015
w/Ford Industrial Engs.	415	RN9YC	300	N9YC	.025
w/Kohler 14 & 23 h.p.	854	RH10C	844	H10C	.030



Model/Engine	Copper Plus®		Alternate Plug		Gap
	Stk #	Plug Type	Stk #	Plug Type	
MELROE (cont)					
LIFT TRUCKS & SKID-STEERS (cont)					
w/Kohler 18 h.p. (Twin)	25	RV17YC	---	---	.025
w/Mitsubishi 4G32	405	RN14YC	---	---	.025
w/Wisconsin VH4D	541	RD16	516	D16	.025
MERCURY					
A460GT, A460PT w/Ford Eng.	538	RH8C	587	H8C	.025
Banty 18mm Heads	555	UD16	---	---	.025
Banty 7/8"-18 Heads	518	W18	---	---	.025
Superhuskie, Huskie	871	RJ8C	841	J8C	.025
MICHIGAN					
SERIES II TRACTOR-SHOVEL					
w/Cont. F-224	555	UD16	---	---	.025
w/Waukesha 135-GZ	538	RH8C	587	H8C	.025
w/Waukesha F-283G	404	RN12YC	38	N12YC	.025
MINNEAPOLIS-MOLINE					
MY40, MY60 Gasoline	514	D14	---	---	.025
w/Taunus Eng. (Germany) LPG	932	QL82YC	328	L82YC	.016
MITSUBISHI					
FG-10, -15, -20, -25, -30	405	RN14YC	---	---	.025
FG-35, -40	404	RN12YC	38	N12YC	.025
MIXERMOBILE					
B	541	RD16	516	D16	.025
D, L, M, ER, HR	871	RJ8C	841	J8C	.025
E, F, H, K	592	RJ12C	---	---	.025
Foldway Lift w/Chrysler Eng.	102	RJ6C	823	J6C	.025
Tower Crane w/Ford V-8 Eng.	538	RH8C	587	H8C	.025
MOBILIFT					
See White Mobilift					
MOBILOADER					
Caterpillar Tractor D-4	509	D9	---	---	.025
MOTO-BUG					
w/Wisconsin AK	514	D14	---	---	.025
MOTO-TRUC					
Ready Power Z & W	592	RJ12C	---	---	.025
MUSTANG					
SKID-STEERS					
w/Onan 20 & 24 h.p. (Twin)	909	RS17YX	---	---	.025
NAMCO					
w/Onan CCK, CCKB	854	RH10C	844	H10C	.025
w/Onan NHBV	123	RN5C	120	N5C	.025
NAPCO					
44PG-1000, 42PG-1000	541	RD16	516	D16	.025
NEW HOLLAND					
SKID-STEERS					
L-250 w/Onan 20 h.p. (Twin)	304	RS9YC	---	---	.035
L-464	304	RS9YC	---	---	.035
LS120 w/Onan 18 h.p.	909	RS17YX	---	---	.025
NISSAN					
All Models Using LPG	104	RN4C	803	N4C	.015
D11, DK11, D11K	123	RN5C	120	N5C	.025
F01, FO2, B02 w/H20 Eng.	123	RN5C	120	N5C	.025
F01, FO2, B02 w/J15 Eng.	123	RN5C	120	N5C	.025
F03, BO1, B02 w/H30 P Eng.	123	RN5C	120	N5C	.025
w/H20, H21, H30, J15 Eng.	123	RN5C	120	N5C	.025



Model/Engine	Copper Plus®		Alternate Plug		Gap
	Stk #	Plug Type	Stk #	Plug Type	
OLIVER					
NORMAL SERVICE					
2-44, 2-44-L, 2-44-FL, 2-44-LL, 2-62, 2-62-L, 2-62-15	541	RD16	516	D16	.025
2-63 w/Waukesha F232G	541	RD16	516	D16	.025
2-78, 2-78-L, 2-78-15, 2-78-17, 2-105	302	N11YC	---	---	.025
263FL w/Chrysler HB225	404	RN12YC	38	N12YC	.025
4-78, 4-78-L, 4-78-15, 4-78-17, 4-105	302	N11YC	---	---	.025
550	555	UD16	---	---	.025
SEVERE SERVICE					
2-44, 2-44-L, 2-44-FL, 2-44-LL, 2-62, 2-62-L, 2-62-15	514	D14	---	---	.025
263FL w/Chrysler HB225	123	RN5C	120	N5C	.025
550; 263 w/Waukesha F232G	514	D14	---	---	.025
OMC					
1961-53 Truckster (18mm)	22	RF11YC	---	---	.025
1967 Truckster/Haulster (14mm)	871	RJ8C	841	J8C	.025
1980 Mower	22	RF11YC	---	---	.025
1980-61 Truckster/Haulster (18mm)	22	RF11YC	---	---	.025
1980-68 Truckster/Haulster (14mm)	840	RCJ8	843	CJ8	.025
1983 Haulster Natural Gas	22	RF11YC	---	---	.025
w/Kohler 12 h.p.	854	RH10C	844	H10C	.030
w/Kohler 8 h.p. (K181)	868	RJ19LM	861	J19LM	.030
OSBORNE					
Fire Fighter	541	RD16	516	D16	.025
OTTAWA					
FA-8 Yard Hustler	129	RF10C	---	---	.025
Tracto-Lift	555	UD16	---	---	.025
PARKERLIFT					
w/Onan Engs.	538	RH8C	---	---	.025
PAYLOADER					
See Hough					
PETTIBONE MERCURY					
GA-45A, -55A, -60A, GS/GA-30, -40, -50	555	UD16	---	---	.025
GS0/GA-60J, -70J, -80J	555	UD16	---	---	.025
GS4-20, GSO/GA-60, -70, -80, -100, -120	555	UD16	---	---	.025
PRIME MOVER					
1978 LL-40 w/Ford 172 cid Engs.	854	RH10C	844	H10C	.025
w/Kohler Engs.	871	RJ8C	841	J8C	.030
w/Wisconsin Engs.	541	RD16	516	D16	.025
RAMROD					
MINI SKID-LOADERS					
w/Kohler 23 h.p.	854	RH10C	844	H10C	.030
MINI SKID-STEERS					
w/B&S 16 & 20 h.p. Vanguard (V-Twin)	431	RC14YC	---	---	.030
RANGER					
Model VII	854	RH10C	844	H10C	.025
Model V	854	RH10C	844	H10C	.025
ROSS					
w/Cont. F-4162, F-6209, F-6226, Y-112	541	RD16	516	D16	.025
w/Ford Engs.	538	RH8C	587	H8C	.025
w/Hercules JXC, JXD, WXC-2, WXLC-3 (7/8"-18)	569	W14	---	---	.025
w/Hercules JXC, QXC-3, QXC-5 (14mm)	102	RJ6C	823	J6C	.025
w/Hercules JXLD	541	RD16	516	D16	.025
w/Hercules QXC-5, OOC (7/8"-18)	510	W10	---	---	.025
w/Wisconsin Engs.	541	RD16	516	D16	.025



Model/Engine	Copper Plus®		Alternate Plug		Gap
	Stk #	Plug Type	Stk #	Plug Type	
RPC CORP.					
See Speedloader					
SALSBURY					
All Models	541	RD16	516	D16	.025
SCHWITZER-CUMMINS					
Load Dispatcher	541	RD16	516	D16	.025
SCOOT-CRETE					
w/Kohler 10 & 20 h.p.	854	RH10C	844	H10C	.030
w/Kohler 8 h.p. (K181)	868	RJ19LM	861	J19LM	.030
w/Wisconsin ANLD, TJD	541	RD16	516	D16	.030
SECO					
Fire Truck	541	RD16	516	D16	.025
SERVICE CASTER					
All Models	868	RJ19LM	861	J19LM	.025
SHOP MULE					
A21	541	RD16	516	D16	.025
A3V, A3VU2, A14V	502	D21	---	---	.025
J233, J233PLD	868	RJ19LM	861	J19LM	.030
Spotter	511	J11C	---	---	.025
w/Chrysler HB225	406	RV12YC	---	---	.035
w/Chrysler LH318	404	RN12YC	38	N12YC	.035
SILENT HOIST					
A, AJ, AN, AXH, AYH, AZH	509	D9	---	---	.025
AX, AY, AZ, CD, CDH	871	RJ8C	841	J8C	.025
CD, FK-5, FK-6 14mm Heads	592	RJ12C	---	---	.025
CD, FK-5, FK-6 18mm Heads	509	D9	---	---	.025
CDY, FK, FK-3, FK-10 14mm Heads	871	RJ8C	841	J8C	.025
CDY, FK, FK-3, FK-10 18mm Heads	514	D14	---	---	.025
FK7-1/2, FK8, FK12, FK15	871	RJ8C	841	J8C	.025
Liftruck Model 20	541	RD16	516	D16	.025
w/Chrysler H318	14	RJ12YC	10	J12YC	.035
w/Chrysler HT361, HT413	123	RN5C	120	N5C	.030
w/Chrysler IND-30, 31, 33	592	RJ12C	---	---	.025
w/Chrysler LH318	404	RN12YC	38	N12YC	.035
w/Cont. F-4162, F-6226, F-6244	541	RD16	516	D16	.025
w/Ford 292 & 300 cid Eng.	129	RF10C	---	---	.030
w/Ford 351W cid Eng.	406	RV12YC	---	---	.035
w/Hercules JX4D3	868	RJ19LM	861	J19LM	.025
SPEEDLIFT					
All Models	592	RJ12C	---	---	.025
SPEEDLOADER					
STRADDLE CRANES					
C1100, I-600-T	22	RF11YC	---	---	.025
C500, C502, C750, I-400-T	102	RJ6C	823	J6C	.025
I-800-T	409	RF9YC	---	---	.025
TAYLOR					
TC200-300 w/Chrysler Eng.	404	RN12YC	38	N12YC	.025
TC200-300 w/Ford Eng.	409	RF9YC	---	---	.025
TY100-150	409	RF9YC	---	---	.025
Yardster All Models	129	RF10C	---	---	.025
TCM					
FORKLIFT TRUCKS					
w/Nissan A15, H20, H30 Eng.	123	RN5C	120	N5C	.025



Model/Engine	Copper Plus®		Alternate Plug		Gap
	Stk #	Plug Type	Stk #	Plug Type	
TECHNOID					
Wilkra	871	RJ8C	841	J8C	.025
THEW-LORAIN					
Front End Loader	555	UD16	---	---	.025
TORO					
Parkmaster	406	RV12YC	---	---	.035
TOW MOTOR					
1404 w/Hercules G1600	14	RJ12YC	10	J12YC	.025
w/Cat. 1404	871	RJ8C	841	J8C	.025
w/Cont. Engs.	555	UD16	---	---	.025
w/Ford 6-Cyl. Engs.	22	RF11YC	---	---	.025
w/Ford 8-Cyl. Engs.	129	RF10C	---	---	.025
w/IHC 6-Cyl. Engs.	102	RJ6C	823	J6C	.025
w/IHC 8-Cyl. Engs.	14	RJ12YC	10	J12YC	.025
w/Perkins G4-236	404	RN12YC	38	N12YC	.025
w/Waukesha Engs.	511	J11C	---	---	.025
TOW-MITE					
All Models	871	RJ8C	841	J8C	.025
TOYOTA					
2F ENGINES					
02-2FG32, 02-2FG35, 02-2FG40, 2FG50, 2FG60	405	RN14YC	---	---	.032
3P ENGINES					
FG7, 2FG7, 2FG9, 3Y	405	RN14YC	---	---	.032
TG10	404	RN12YC	38	N12YC	.032
3Y ENGINES					
All Models	405	RN14YC	---	---	.032
4P ENGINES					
2FGC10, 2FGC15, 3FGC20, 3FGC25, 4FG10, 4FG14, 4FG15, FG18, FG20	405	RN14YC	---	---	.032
FG23, FG25, FGA7, FGA9	405	RN14YC	---	---	.032
4Y ENGINES					
All Models	405	RN14YC	---	---	.032
5P ENGINES					
60-3FG20, 60-3FG23, 60-3FG25, 60-4FG10, 60-4FG14, 60-4FG15	405	RN14YC	---	---	.032
60-FG18, 62-3FG20, 62-3FG23, 62-3FG25	405	RN14YC	---	---	.032
5R ENGINES					
40-2FG20, 40-2FG30, 40-2FGC10, 40-2FGC15, 40-3FG10, 40-3FG15	405	RN14YC	---	---	.032
40-3FG20, 40-3FG25, 40-3FGC10, 40-3FGC15, 40-3FGC20, 40-3FGC25	405	RN14YC	---	---	.032
FG10, FG15, FG20, FG25, FG30, FGC10, FGC15, FGC20, FGC25, FGC30	405	RN14YC	---	---	.032
F ENGINES					
02-FG32, 02-FG35, 02-FG40	405	RN14YC	---	---	.032
TRACTO-LOADER					
TL-10, 11, 12 w/A-C G226	123	RN5C	120	N5C	.025
TL-10, 11, 12 w/A-C W226	871	RJ8C	841	J8C	.025
TL-16	871	RJ8C	841	J8C	.030
TL-6 (Gasoline)	871	RJ8C	841	J8C	.030
TRANSITER					
All Models	868	RJ19LM	861	J19LM	.030
TRUCK MAN					
w/B&S & Cont. 18mm Heads	541	RD16	516	D16	.025
w/B&S 14mm Heads	868	RJ19LM	861	J19LM	.030
w/Ford Engs.	538	RH8C	587	H8C	.025
w/Kohler 4 h.p.	868	RJ19LM	861	J19LM	.030
w/Wisconsin Engs.	541	RD16	516	D16	.025



Model/Engine	Copper Plus®		Alternate Plug		Gap
	Stk #	Plug Type	Stk #	Plug Type	
TUCKER					
Sno-Cat	871	RJ8C	841	J8C	.025
w/Chrysler 318 & 360 cid Eng.	404	RN12YC	38	N12YC	.035
UNITOW					
All Models	541	RD16	516	D16	.025
WAGNERMOBILE					
All Models	871	RJ8C	841	J8C	.025
WALDON					
4000, 4500, 5000 w/Cont. F-163	541	RD16	516	D16	.025
5000 w/Ford 172 cid Eng.	854	RH10C	844	H10C	.025
5000 w/IHC C175	593	RD18Y	549	D18Y	.025
5000 w/Wisconsin V465D	404	RN12YC	38	N12YC	.030
5000 w/Wisconsin VG4D	541	RD16	516	D16	.030
6000 w/Ford 172 & 192 cid Eng.	854	RH10C	844	H10C	.025
6000 w/Perkins 4-203	123	RN5C	120	N5C	.025
WHITE					
2-44, 2-44-L, 2-44-LL, 2-44-13, 2-44-13LL, 2-44-FL, 2-62, 2-62-L	541	RD16	516	D16	.025
2-62-15, 2-62-FL, 2-63-L, 2-63-15	541	RD16	516	D16	.025
2-78, 2-78-L, 2-78-15, 2-78-17, 2-105, 2-115	302	N11YC	---	---	.025
4-78, 4-78-FL, 4-78-L, 4-78-15, 4-78-17, 4-105, 4-115, 2-144, 4-144	302	N11YC	---	---	.025
WHITE MOBILIFT					
GASOLINE					
All Other Models	871	RJ8C	841	J8C	.025
MA20, 25, 30, 30B, 30S, 35, 40, 45, 50, 55, 60, 70, 80, 90, 100, 120	541	RD16	516	D16	.025
MA20B, 25B, 30B w/Cont. Y112	541	RD16	516	D16	.025
MA60H, 70H, 80H, 90H, 100H	541	RD16	516	D16	.025
MSA20, 25, 30, 35	541	RD16	516	D16	.025
MSB20, 25, 30, 35 w/Ford 104 cid Eng.	302	N11YC	---	---	.025
MSB20, 25, 30, 35 w/Ford 91 cid Eng.	934	QL87YC	312	L87YC	.025
MY100, 120, 140	123	RN5C	120	N5C	.025
MY20, 25, 30, 40C	14	RJ12YC	10	J12YC	.025
MY40, MY50, MY60 w/Chrysler 225 (1975-74)	405	RN14YC	---	---	.035
MY40, MY50, MY60, MY70 w/M-M 220	541	RD16	516	D16	.025
MY70, MY80B w/Chrysler 225 (1981-76)	406	RV12YC	---	---	.035
MYA40, 50, 60, 70	514	D14	---	---	.025
MYC160, 180, 200, 220, 240, 260, 300	302	N11YC	---	---	.025
MYC160H, 180H, 200H, 220H	302	N11YC	---	---	.025
WC20, 25, 30, 30S, 35, 40, 45, 50, 55, 60	541	RD16	516	D16	.025
LPG					
MA20, 25, 30, 30B, 30S, 35, 40, 45, 50, 55, 60, 70, 80, 90, 100, 120	541	RD16	516	D16	.015
MA60H, 70H, 80H, 90H, 100H	541	RD16	516	D16	.015
MSA20, 25, 30, 35	509	D9	---	---	.015
MSB20, 25, 30, 35 1/2" Reach	932	QL82YC	328	L82YC	.015
MSB20, 25, 30, 35 3/4" Reach	415	RN9YC	300	N9YC	.015
MY100, 120, 140, 160, 180	123	RN5C	120	N5C	.015
MY160H, 180H, 200H, 220H	302	N11YC	---	---	.015
MY20, 25, 30, 40, 40C, 50, 60, 70	871	RJ8C	841	J8C	.015
MY200, 220, 240, 260, 300	302	N11YC	---	---	.015
MYA40, 50, 60, 70	509	D9	---	---	.015
MYB40, 50, 60, 70, 80 1975 & Up	406	RV12YC	---	---	.015
MYB40, 50, 60, 70, 80 Prior To 1975	404	RN12YC	38	N12YC	.015
WC20, 25, 30, 30S, 35, 40, 45, 50, 55, 60	541	RD16	516	D16	.015
WHITEMAN					
14mm Heads	592	RJ12C	---	---	.025
18mm Heads	541	RD16	516	D16	.025
Power Buggy w/Robin EY27	933	QL86C	306	L86C	.025
Power Buggy	592	RJ12C	---	---	.025



Model/Engine	Copper Plus®		Alternate Plug		Gap
	Stk #	Plug Type	Stk #	Plug Type	
WIGGINS					
W66-WT, W86-WT, W106-WT	129	RF10C	---	---	.025
w/Ford 300 cid Engs.	129	RF10C	---	---	.025
WILKRA					
All Models	871	RJ8C	841	J8C	.025
WORTHINGTON					
All Models	541	RD16	516	D16	.025
YALE					
G10P, G54P	592	RJ12C	---	---	.025
G51C, G54C, 52 Series	555	UD16	---	---	.025
G83 w/Chrysler H-225, SN after E25,2034	404	RN12YC	38	N12YC	.025
G83 w/Chrysler H-225, SN to E252035	406	RV12YC	---	---	.025
KG51, KGP51, G10P, Y-18 (LPG)	871	RJ8C	841	J8C	.015
KG51, KGP51, G10P, Y-18, G54P	511	J11C	---	---	.025
Lift King w/IHC Engs.	502	D21	---	---	.025
Y18, Lift King w/Chrysler IND-31	592	RJ12C	---	---	.025
Yard King	871	RJ8C	841	J8C	.025
w/Chrysler H-318	14	RJ12YC	10	J12YC	.025
w/Chrysler Ind. 30	592	RJ12C	---	---	.025
w/Cont. F-124, F-162, F-163	555	UD16	---	---	.025
w/Ford K-292	22	RF11YC	---	---	.025
w/IHC UC135B	555	UD16	---	---	.025
w/IHC V345 Engs.	871	RJ8C	841	J8C	.025
w/LeRoi D-471 (Nat. Gas)	509	D9	---	---	.015
w/Mazda 1985cc Engs.	405	RN14YC	---	---	.025
YARDSTER					
All Models	129	RF10C	---	---	.025



Model/Engine	Copper Plus®		Alternate Plug		Gap
	Stk #	Plug Type	Stk #	Plug Type	
A. L. POWELL CO.					
All Models	541	RD16	516	D16	.025
ABI CONTRACTOR					
COMPACT LOADER/BACKHOES					
w/Honda 20 h.p. (V-Twin)	322	RN11YC4	302	N11YC	.030
w/Kohler 25 h.p. ((V-Twin)	71	RC12YC	---	---	.030
ADAMS GRADER					
w/Buda H-199, H-198	514	D14	---	---	.025
w/Case LI	569	W14	---	---	.025
w/Chrysler Ind. 30	871	RJ8C	841	J8C	.025
w/Cont. Engs.	541	RD16	516	D16	.025
w/IHC 1-12, 1-14, 1-30	569	W14	---	---	.025
w/IHC PD-40	589	W89D	---	---	.025
w/IHC U-264, U-281	514	D14	---	---	.025
w/IHC U-4, IU-4, U-6	514	D14	---	---	.025
w/IHC U-9 (Distillate)	510	W10	---	---	.025
w/IHC U-9, U-10, U-14, U-21	569	W14	---	---	.025
w/IHC UD-14, UD-14A	589	W89D	---	---	.025
w/IHC UD-9, UD-9A, UD-16, UD-350	543	D89D	---	---	.025
w/Wisconsin AFH, AGH, AHH	541	RD16	516	D16	.025
AIRCO					
WELDERS					
Hornet Special & Wasp w/Wisconsin Engs.	541	RD16	516	D16	.030
Hornet Special w/Hercules Engs.	592	RJ12C	---	---	.025
ALLIS-CHALMERS					
B70 Plow	102	RJ6C	823	J6C	.025
D Grader	871	RJ8C	841	J8C	.025
D-17 3/4" Reach	123	RN5C	120	N5C	.025
D-17 3/8" Reach	592	RJ12C	---	---	.025
Models 1942-54	510	W10	---	---	.025
UD9, UD9A, TD9, UD16	543	D89D	---	---	.025
WD45	871	RJ8C	841	J8C	.025
w/IHC U-4, U-6	541	RD16	516	D16	.025
w/IHC U-9	510	W10	---	---	.025
w/Wisconsin AFH, AGH	541	RD16	516	D16	.025
AMERICAN					
w/Cont. B-427, M330, M333	541	RD16	516	D16	.025
w/Waukesha 135GK	538	RH8C	587	H8C	.025
w/Waukesha 195GK	514	D14	---	---	.025
ANCHOR					
MIXERS					
All Models	569	W14	---	---	.025
ATHEY					
LOADERS					
w/Ford 172 cid Engs.	854	RH10C	844	H10C	.025
w/Ford 223 cid Engs. 1956-62	129	RF10C	---	---	.025
w/Ford 240 cid Engs.	129	RF10C	---	---	.025
w/Ford 6-Cyl. Engs. Thru 1958	854	RH10C	844	H10C	.025
w/Ford V-8 Engs. Thru 1958	538	RH8C	587	H8C	.025
AUSTIN-WESTERN					
3 Wheel Rollers 83, 102, 122 w/IHC UV304	871	RJ8C	841	J8C	.025
Compactor RV20, RV24 w/Ford Engs.	409	RF9YC	---	---	.025
Compactor RV20, RV24	854	RH10C	844	H10C	.025
Cranes: 210, 220, 410 w/Ford Engs.	129	RF10C	---	---	.025
Cranes: 210, 220, 410 w/IHC Engs.	871	RJ8C	841	J8C	.025
Grader No. 88 w/Buda K-393	514	D14	---	---	.025
Grader No. 99 w/Buda K-393	541	RD16	516	D16	.025
Models 105, 110, 410P	409	RF9YC	---	---	.025



Model/Engine	Copper Plus®		Alternate Plug		Gap
	Stk #	Plug Type	Stk #	Plug Type	
AUSTIN-WESTERN (cont)					
Models 210P	854	RH10C	844	H10C	.025
Models 510	102	RJ6C	823	J6C	.030
Rollers 83, 102, 122 w/Ford Engs.	409	RF9YC	---	---	.025
Rollers 83, 102, 122 w/IHC UV-266	102	RJ6C	823	J6C	.025
Rollers PR-11 w/IHC Engs.	102	RJ6C	823	J6C	.025
Rollers T53, T84, T104 w/Ford Engs.	409	RF9YC	---	---	.025
Rollers T53, T84, T104 w/IHC UV-266	102	RJ6C	823	J6C	.025
Sweepers 40B, 70	871	RJ8C	841	J8C	.025
Tandem Rollers 84, 103	871	RJ8C	841	J8C	.025
w/Buda DW-6, KT-281, KTU, YTU	569	W14	---	---	.025
w/Buda HP-326, HP-351, M-M, RE	514	D14	---	---	.025
w/Buda K-325, K-369, K-393, K-428	541	RD16	516	D16	.025
w/Case Engs.	569	W14	---	---	.025
w/Ford 172 cid Engs.	854	RH10C	844	H10C	.025
w/Ford 223, 272 & 292 cid Engs.	129	RF10C	---	---	.025
w/Ford 332 & 240 cid Engs.	22	RF11YC	---	---	.025
w/Ford J, JH, JD5-4005	129	RF10C	---	---	.025
w/Ford JD	538	RH8C	587	H8C	.025
w/Hart-Parr Engs.	569	W14	---	---	.025
w/Hercules H, WXC	569	W14	---	---	.025
w/IHC BD-240, BD-264, UB-264, S-240 (LPG)	871	RJ8C	841	J8C	.015
w/IHC BD-240, BD-264, UB-264, S-240	871	RJ8C	841	J8C	.025
w/IHC GRD-233 18mm Heads	514	D14	---	---	.025
w/IHC PD-40, UD-14, UD-14A, WD-40	589	W89D	---	---	.025
w/IHC SD-240, U-269, UV-345 (LPG)	871	RJ8C	841	J8C	.015
w/IHC SD-240, U-269, UV-345	871	RJ8C	841	J8C	.025
w/IHC U-4, IU-4 (Gasoline)	514	D14	---	---	.025
w/IHC U-4, IU-4 (Nat. Gas)	514	D14	---	---	.015
w/IHC U-406, UV-549	102	RJ6C	823	J6C	.025
w/IHC UD-6, UD-9, UD-16, WD-9	543	D89D	---	---	.025
w/LeRoi D-471 (Nat. Gas)	514	D14	---	---	.015
w/Waukesha FSU, WAHU, XAHU	569	W14	---	---	.025
w/Wisconsin 37 h.p.	541	RD16	516	D16	.025
w/Wisconsin AFH	514	D14	---	---	.025
AVERY-RO-TRAK					
7/8"-18 Heads	518	W18	---	---	.025
BADGER					
w/IHC W-9	569	W14	---	---	.025
BANTAM					
w/Chevrolet 235 cid Engs.	102	RJ6C	823	J6C	.025
w/Chrysler H-318	14	RJ12YC	10	J12YC	.025
w/GMC 302 cid Engs.	102	RJ6C	823	J6C	.025
BARBER-GREEN					
CONVEYERS, LOADERS, MIXERS					
w/Buda Engs. 18mm Heads	541	RD16	516	D16	.025
w/Buda Engs. 7/8"-18 Heads	569	W14	---	---	.025
w/Climax R41	569	W14	---	---	.025
w/Cont. H-9	569	W14	---	---	.025
w/Fuller & Johnson NB	569	W14	---	---	.025
w/Hercules Engs.	569	W14	---	---	.025
w/LeRoi Engs. 14mm Heads	871	RJ8C	841	J8C	.025
w/LeRoi Engs. 18mm Heads	541	RD16	516	D16	.025
w/LeRoi Engs. 7/8"-18 Heads	569	W14	---	---	.025
w/Waukesha 6 GAKU	514	D14	---	---	.025
w/Wisconsin AC-4 14mm Heads	871	RJ8C	841	J8C	.025
w/Wisconsin AC-4 18mm Heads	541	RD16	516	D16	.025
w/Wisconsin AG-5, AM-4	514	D14	---	---	.025
PAVERS					
SA35, SA40	871	RJ8C	841	J8C	.025
SA41, SB41	102	RJ6C	823	J6C	.025



Model/Engine	Copper Plus®		Alternate Plug		Gap
	Stk #	Plug Type	Stk #	Plug Type	
BARCO					
30-550 Rammer	518	W18	---	---	.025
BR-5 Rammer	518	W18	---	---	.030
M1 Hammer	825	J4C	---	---	.035
BARTELL					
VIBRATORY PLATE COMPACTORS					
w/B&S 3.5 h.p.	868	RJ19LM	861	J19LM	.030
w/B&S 5.5 h.p. Vanguard	71	RC12YC	---	---	.030
w/Honda 3.5 & 5 h.p.	415	RN9YC	300	N9YC	.030
w/Honda 4 & 5.5 h.p.	322	RN11YC4	302	N11YC	.030
w/Wisconsin 3.5 & 4.5 h.p.	933	QL86C	306	L86C	.025
BAY CITY					
SHOVELS					
14mm Heads					
10, 15, 18, 20, 25, 25CW, 30, 32, 37, 40U, 42, 45, 64U, 150, 150CW, 300, 450	871	RJ8C	841	J8C	.025
T40, T50, T51, 151-T41	871	RJ8C	841	J8C	.025
18mm Heads					
10, 15, 18, 20, 25, 30, 32, 37, 42, 45, 52, 55, 62, 65, 150, 180, 650	541	RD16	516	D16	.025
T60, T61, T66	541	RD16	516	D16	.025
7/8"-18 Heads					
10, 15, 18, 20, 25, 30, 32, 37, 42, 45, 150, 190CW, 450	569	W14	---	---	.025
T40, T50, T51, T60, T61, T66	569	W14	---	---	.025
w/IHC PA100	569	W14	---	---	.025
BEST					
CONCRETE & MORTAR MIXERS, FLOOR SAWS, PLATE COMPACTORS, STOMPERS & TROWELING MACHINES					
w/Honda 5.5, 8 & 13 h.p. OHV	322	RN11YC4	302	N11YC	.030
w/Robin EC10 Engs.	592	RJ12C	---	---	.025
BIG BEN					
STRUCTURAL PANEL MOVERS					
w/Kohler 25 h.p. (V-Twin)	71	RC12YC	---	---	.030
BILLY GOAT					
PAVEMENT EQUIPMENT					
Blowers w/B&S 16 h.p. Vanguard (V-Twin)	431	RC14YC	---	---	.030
Blowers w/B&S 5, 8 & 11 h.p.	868	RJ19LM	861	J19LM	.030
Blowers w/Honda 8 & 11 h.p.	322	RN11YC4	302	N11YC	.030
Slot Machines w/Honda 11 h.p.	322	RN11YC4	302	N11YC	.030
Wire Brushes w/Honda 4 h.p.	322	RN11YC4	302	N11YC	.030
BLAW-KNOX					
Finishers SW-100, SW-150	541	RD16	516	D16	.025
Pavers PF35	322	RN11YC4	302	N11YC	.025
Pavers PR120, 195W	129	RF10C	---	---	.025
Pavers PR180	102	RJ6C	823	J6C	.025
Pavers PR65	854	RH10C	844	H10C	.025
w/Chrysler Ind. 30-133	592	RJ12C	---	---	.025
w/Chrysler Ind. 6, T-116	871	RJ8C	841	J8C	.025
w/Cont. F-162, F-186, F-224, F-226, Y-112	541	RD16	516	D16	.025
w/Ford 172 cid Engs.	854	RH10C	844	H10C	.025
w/Ford 91 V-4	931	QL82C	811	L82C	.025
w/Hercules IXB-5, QXB-5, QXD-5 (14mm)	871	RJ8C	841	J8C	.025
w/Hercules IXB-5, QXB-5, QXD-5 (7/8"-18)	518	W18	---	---	.025
w/Hercules JXC	871	RJ8C	841	J8C	.025
BOSWORTH					
CONVEYORS					
All Models	592	RJ12C	---	---	.025



Model/Engine	Copper Plus®		Alternate Plug		Gap
	Stk #	Plug Type	Stk #	Plug Type	
BRADLEY-EDLUND					
CONVEYORS					
All Models	102	RJ6C	823	J6C	.025
BRADLEY-REPUBLIC					
18mm Heads	523	D23	---	---	.025
7/8"-18 Heads	569	W14	---	---	.025
BRYANT					
HEATERS					
All Models	842	UY6	---	---	.025
BUCKEYE					
w/Buda 6B-230	102	RJ6C	823	J6C	.025
w/Chrysler Engs.	592	RJ12C	---	---	.025
w/Cont. Engs.	541	RD16	516	D16	.025
w/Hercules Engs.	569	W14	---	---	.025
w/IHC Engs.	102	RJ6C	823	J6C	.025
w/LeRoi Engs.	592	RJ12C	---	---	.025
w/Other Buda Engs.	502	D21	---	---	.025
BUCYRUS-ERIE					
DRILLS					
1W w/IHC U-1, UC-60	541	RD16	516	D16	.025
20W w/Hercules IXA	592	RJ12C	---	---	.025
20W, 21W 18mm Heads	541	RD16	516	D16	.025
22T, 27T w/Hercules QXB	592	RJ12C	---	---	.025
22W w/IHC U-169, U-164	541	RD16	516	D16	.025
24L 18mm Heads	541	RD16	516	D16	.025
24L 7/8"-18 Heads	541	RD16	516	D16	.025
28L w/Waukesha 135-GKU	854	RH10C	844	H10C	.025
28L, 48L w/Buda 893	541	RD16	516	D16	.025
29T 7/8"-18 Heads	541	RD16	516	D16	.025
29T w/Buda HP326, HP298	541	RD16	516	D16	.025
36L w/Waukesha 140-GK, 145-GK (14mm Hds.)	854	RH10C	844	H10C	.025
36L w/Waukesha 140-GK, 145-GK (18mm Hds.)	541	RD16	516	D16	.025
48L w/Waukesha 6-WAKU, 6-NKU	541	RD16	516	D16	.025
60L w/Buda HP326 (Gasoline)	541	RD16	516	D16	.025
60L w/Buda HP326 (Nat. Gas)	509	D9	---	---	.015
w/Buda 4B182	592	RJ12C	---	---	.025
w/Buda GF638	541	RD16	516	D16	.025
w/Buda HP205	541	RD16	516	D16	.025
w/Buda L525	502	D21	---	---	.025
w/Buda LO525	102	RJ6C	823	J6C	.025
w/Hercules GO-298 (Gasoline)	102	RJ6C	823	J6C	.025
w/Hercules GO-298 (Nat. Gas & LPG)	102	RJ6C	823	J6C	.015
w/Hercules QXB	592	RJ12C	---	---	.025
w/LeRoi D91P7	541	RD16	516	D16	.025
w/Waukesha 6MZA (LPG)	509	D9	---	---	.015
w/Waukesha 6MZA (Nat. Gas)	541	RD16	516	D16	.015
w/Waukesha 6MZR	541	RD16	516	D16	.025
w/Waukesha XAHU	569	W14	---	---	.025
HYDROCRANES					
H3, H5 w/Ford 6-Cyl. Engs.	22	RF11YC	---	---	.035
SHOVELS					
10B w/Buda HP260	541	RD16	516	D16	.025
10B, 15B, 22B, 20W, 21W 7/18"-18 Heads	569	W14	---	---	.025
11B w/Cont. F-186	541	RD16	516	D16	.025
15B w/Hercules GO298	102	RJ6C	823	J6C	.025
15B, 22B w/Buda K428	502	D21	---	---	.025
15P w/Buda HP351	541	RD16	516	D16	.025
1W w/IHC UC-60	502	D21	---	---	.025
20W w/Hercules LXA	592	RJ12C	---	---	.025
22B w/Buda L525	502	D21	---	---	.025



Model/Engine	Copper Plus®		Alternate Plug		Gap
	Stk #	Plug Type	Stk #	Plug Type	
BUCYRUS-ERIE (cont)					
SHOVELS (cont)					
22W w/Hercules Engs.	871	RJ8C	841	J8C	.025
22W, 22T, 27T w/Buda HP217	541	RD16	516	D16	.025
28L w/Waukesha 135GK	868	RJ19LM	861	J19LM	.025
30B w/Waukesha 140GKU	592	RJ12C	---	---	.025
35C w/Ford 300 cid Engs.	129	RF10C	---	---	.025
36L w/Buda 6M0-893	541	RD16	516	D16	.025
36L w/Buda LO525	592	RJ12C	---	---	.025
36L w/Waukesha 145GK	102	RJ6C	823	J6C	.025
45C w/Ford 361 & 390 cid Engs.	129	RF10C	---	---	.025
48L w/Waukesha 2WAKU	541	RD16	516	D16	.025
60L w/A-C HP326	502	D21	---	---	.025
w/Buda 4B182, 6B230, 6B273	592	RJ12C	---	---	.025
w/Cat. D-315, D-318 (18mm Hds.)	541	RD16	516	D16	.025
w/Cat. D-315, D-318 (7/8"-18 Hds.)	569	W14	---	---	.025
w/Hercules QXB	592	RJ12C	---	---	.025
w/IHC UD-14A	589	W89D	---	---	.025
BUD CORPORATION					
Earth Rammer	871	RJ8C	841	J8C	.025
BUFFALO SPRINGFIELD					
w/Buda HP-351	514	D14	---	---	.025
w/Buffalo-Waukesha BK, BL, MZ	514	D14	---	---	.025
w/Cont. B-427, F-162, F-163, F-226	541	RD16	516	D16	.025
w/Cont. F-227, M-330, Y-112	541	RD16	516	D16	.025
w/Ford 240 & 300 cid Engs.	22	RF11YC	---	---	.025
w/Hercules IXA 14mm Heads	871	RJ8C	841	J8C	.025
w/Hercules IXA 7/8"-18 Heads	569	W14	---	---	.025
w/Hercules JXC, JXD, JXLD, QXD, QXD5, QXLD	871	RJ8C	841	J8C	.025
w/Hercules NXB	569	W14	---	---	.025
w/LeRoi R, RA	569	W14	---	---	.025
w/Waukesha 6BZ	541	RD16	516	D16	.025
w/Waukesha SRK, SRKR, SRL	518	W18	---	---	.025
w/Waukesha XAH	569	W14	---	---	.025
BURCH					
w/B&S Engs. 14mm Heads	868	RJ19LM	861	J19LM	.030
w/B&S Engs. 18mm Heads	541	RD16	516	D16	.025
w/Cont. AU-7	871	RJ8C	841	J8C	.025
w/Ford Ind. 134	854	RH10C	844	H10C	.025
w/Kohler 4 h.p.	592	RJ12C	---	---	.025
w/LeRoi D-91	541	RD16	516	D16	.025
w/Wisconsin ABN	541	RD16	516	D16	.025
BURRO					
w/All Other Hercules 7/8"-18 Heads	569	W14	---	---	.025
w/Buda Engs.	561	W16Y	---	---	.025
w/Hercules JXD, RXLD 14mm Heads	592	RJ12C	---	---	.025
w/Hercules L, G, E, WXC3	569	W14	---	---	.025
w/Waukesha 6MZ & Other 7/8"-18 Heads	569	W14	---	---	.025
w/Waukesha 6MZR & Other 18mm Heads	541	RD16	516	D16	.025
w/Wisconsin Engs. 7/8"-18 Heads	569	W14	---	---	.025
BURROWS					
w/Hercules Engs.	569	W14	---	---	.025
w/Wisconsin Engs.	518	W18	---	---	.025
BURTON					
CONVEYORS					
w/Novo CW	541	RD16	516	D16	.025



Model/Engine	Copper Plus®		Alternate Plug		Gap
	Stk #	Plug Type	Stk #	Plug Type	
BYERS					
18mm Heads	541	RD16	516	D16	.025
7/8"-18 Heads	569	W14	---	---	.025
BYRON JACKSON					
All Models	541	RD16	516	D16	.025
CAMBRIDGE ENGINEERING					
HEATER IGNITERS					
M115G, M115GA, M4500, M4700, R215G	599	J99	---	---	.025
T115G, T115GA, T215G, T215GA, T3700, T4000, T4500	599	J99	---	---	.025
CATERPILLAR					
PIPELAYERS					
561, 571A, 572E, 583H	58	RJ18YC	---	---	.030
STARTING ENGINES					
14mm Heads					
12E, 12F, 14C, 14D, 16, 112E, 112F, 561B, 922, 944, 955, 955H, 966, 977H	14	RJ12YC	10	J12YC	.025
933, 955, 977, 988	58	RJ18YC	---	---	.025
Earth Movers DW10, DW-20, DW-21	592	RJ12C	---	---	.025
Graders 12, 30, 42, 44, 48, 66, 77, 112, 212, 666	58	RJ18YC	---	---	.025
Shovels 2, 4, 6	592	RJ12C	---	---	.025
18mm Heads					
922, 924 Gasoline Engs.	541	RD16	516	D16	.025
Auto Patrol 10, 11 (Diesel)	514	D14	---	---	.025
Graders 12, 14, 16, 30, 42, 44, 48, 66, 77, 112, 212	541	RD16	516	D16	.025
Graders 42, 48 (Diesel)	514	D14	---	---	.025
Starting Engs. For Diesels	541	RD16	516	D16	.025
7/8"-18 Heads					
Auto Patrol 10, 11 (Gasoline)	569	W14	---	---	.025
Auto Patrol 11 (Diesel)	569	W14	---	---	.025
Graders 12, 14, 16, 30, 42, 44, 66, 77, 112, 212, 666	569	W14	---	---	.025
Graders 42, 48 (Gasoline)	569	W14	---	---	.025
Starting Engs. For Diesels	561	W16Y	---	---	.025
WHEEL TRACTORS					
619C, 621, 630, 631, 632, 633, 641, 650, 651, 657, 660, 666, 824, 834	58	RJ18YC	---	---	.030
CHARLES					
See Ditch Witch					
CHOREMASTER					
HOLE DIGGERS					
A-1009, A-1033, A-1034, A-1035, A-1036, P, Q	871	RJ8C	841	J8C	.025
CLARK					
Cranes 105, 110 w/Ford 240 cid Engs.	22	RF11YC	---	---	.032
Cranes 210, 220, 410 w/IHC UB-264	871	RJ8C	841	J8C	.030
Cranes 210P w/Ford 172 cid Engs.	854	RH10C	844	H10C	.025
Cranes 210P w/Ford 240 cid Engs.	22	RF11YC	---	---	.032
Cranes 510, 630 w/IHC UV-549	102	RJ6C	823	J6C	.030
Rollers 83, 102, 122 w/IHC UV-266	102	RJ6C	823	J6C	.025
Rollers PR14 w/Ford 223 cid Engs.	129	RF10C	---	---	.030
Rollers T84, T104 w/IHC UV-266	102	RJ6C	823	J6C	.025
Sweepers 40 w/IHC BD-240	871	RJ8C	841	J8C	.025
Sweepers 70 w/IHC BD-264	871	RJ8C	841	J8C	.030
CLEAVER-BROOKS					
Model ZZ w/B&S Engs. 18mm Heads	541	RD16	516	D16	.030
w/LeRoi D140	514	D14	---	---	.025
w/Waukesha Engs.	569	W14	---	---	.025



Model/Engine	Copper Plus®		Alternate Plug		Gap
	Stk #	Plug Type	Stk #	Plug Type	
CLEVELAND					
FORMGRADERS					
w/B&S Engs.	868	RJ19LM	861	J19LM	.030
w/Hercules JXC, OOB 14mm Heads	871	RJ8C	841	J8C	.025
w/Hercules JXC, OOB 7/8"-18 Heads	569	W14	---	---	.025
w/Lauson Engs.	871	RJ8C	841	J8C	.030
w/Waukesha XAH, XAK	518	W18	---	---	.025
w/Wisconsin THDU	541	RD16	516	D16	.025
TRENCHERS					
w/B&S Engs.	868	RJ19LM	861	J19LM	.030
w/Buda HP-217	541	RD16	516	D16	.025
w/Buda HP-326	514	D14	---	---	.025
w/Cat. D-318 14mm Heads	592	RJ12C	---	---	.025
w/Cat. D-318 18mm Heads	541	RD16	516	D16	.025
w/Cat. D-8800	514	D14	---	---	.025
w/Cont. Engs.	541	RD16	516	D16	.025
w/Hercules JX4D, F0226, GO-226, GO-339	871	RJ8C	841	J8C	.025
w/Hercules JXD 14mm Heads	871	RJ8C	841	J8C	.025
w/Hercules JXD 18mm Heads	569	W14	---	---	.025
w/IHC UD-14A	589	W89D	---	---	.025
w/IHC UD-264, UD-350, UD-281, UD-370	543	D89D	---	---	.025
w/IHC UD-6A, UD-9, UD-9A	543	D89D	---	---	.025
w/Wisconsin AEN, AEND, VH4D	541	RD16	516	D16	.025
COLUMBUS					
Heaters	569	W14	---	---	.025
CON-O-LIFT					
MARINE TRAILER HOISTS					
w/Honda 5.5, 8 & 11 h.p. OHV	322	RN11YC4	302	N11YC	.030
CONSTRUCTION MACHINERY CO.					
MIXERS					
w/Hercules IXB-5	569	W14	---	---	.025
w/Hercules ZXB	854	RH10C	844	H10C	.025
w/LeRoi Engs. 18mm Heads	541	RD16	516	D16	.025
w/LeRoi Engs. 7/8"-18 Heads	569	W14	---	---	.025
w/Wisconsin AP4	541	RD16	516	D16	.025
CRANE CARRIER CORP.					
w/IHC BD282, BD308	871	RJ8C	841	J8C	.025
w/IHC RD450, RD501	102	RJ6C	823	J6C	.025
w/Waukesha 145GC, F817G	871	RJ8C	841	J8C	.025
CURBMASTER					
w/Wisconsin 65 h.p.	404	RN12YC	38	N12YC	.030
w/Wisconsin VH4D	564	D16J	---	---	.030
CUTTLE					
REPAVERS/ROLLERS					
w/Cont. Engs.	541	RD16	516	D16	.025
DAVIS					
BACKHOES & DITCHERS					
w/B&S Engs.	868	RJ19LM	861	J19LM	.030
w/Clinton Engs.	854	RH10C	844	H10C	.025
w/Ford 172 cid Engs.	854	RH10C	844	H10C	.025
w/Ford 201 cid Engs.	123	RN5C	120	N5C	.025
w/Kohler 10, 12, 14 & 23 h.p.	854	RH10C	844	H10C	.025
w/Kohler 8 H.P. (K181)	868	RJ19LM	861	J19LM	.025
w/Onan NHC	123	RN5C	120	N5C	.025
w/Other Onan Engs.	854	RH10C	844	H10C	.025
w/Wisconsin AGND, THD, TJD, S12D, VG4D, VH4	541	RD16	516	D16	.025
w/Wisconsin V460D, V465D	404	RN12YC	38	N12YC	.025



Model/Engine	Copper Plus®		Alternate Plug		Gap
	Stk #	Plug Type	Stk #	Plug Type	
DAY					
PULVERIZER					
w/IHC PD-40	589	W89D	---	---	.025
DEFA					
See Master					
DIADEM					
316 w/B&S Engs.	840	RCJ8	843	CJ8	.025
316 w/Kohler Engs.	854	RH10C	844	H10C	.025
427 w/Kohler Engs.	840	RCJ8	843	CJ8	.025
DIG-IT					
COMPACT BACKHOES					
w/B&S 9 h.p. Vanguard	71	RC12YC	---	---	.030
w/Kohler 18 h.p. (Twin)	25	RV17YC	---	---	.025
w/Kohler 18 h.p. (V-Twin)	71	RC12YC	---	---	.030
w/Kohler 8 h.p.	868	RJ19LM	861	J19LM	.025
DIGMOR					
Loader w/VW Eng.	933	QL86C	306	L86C	.025
DIGZ-ALL					
w/B&S Engs.	840	RCJ8	843	CJ8	.025
w/Kohler Engs.	871	RJ8C	841	J8C	.025
w/Wisconsin Engs.	541	RD16	516	D16	.025
DITCH WITCH					
CABLE LAYERS					
100SX Plow w/B&S Engs.	868	RJ19LM	861	J19LM	.030
COMPACTORS					
DR-190 w/Robin WI-185	933	QL86C	306	L86C	.025
TAMPERS					
DR-50 w/Robin EC-8G	933	QL86C	306	L86C	.025
DR-65 w/Robin EC-10G	871	RJ8C	841	J8C	.025
DOMARK					
All Models	514	D14	---	---	.025
DOTMAR					
w/Wisconsin AENL	514	D14	---	---	.025
w/Wisconsin AEN	541	RD16	516	D16	.025
DROTT					
85 RM2 Go Devil w/Cont. Engs.	541	RD16	516	D16	.025
DYNAHOE					
All Models	555	UD16	---	---	.025
DYNAPAC					
CM-10, CM-20, CG-11, CK-20	541	RD16	516	D16	.030
CM-21, CK-11, CC-10, DD-18, CG-08	541	RD16	516	D16	.030
CO-16, CG-09	537	RH12	512	H12	.030
EAGLE					
CRUSHERS					
w/Cont. Engs.	541	RD16	516	D16	.025
EAGLE LIFT					
AERIAL LIFTS					
w/B&S 16 h.p. Vanguard (V-Twin)	431	RC14YC	---	---	.030
w/B&S 9 h.p. Vanguard	71	RC12YC	---	---	.030
w/Honda 8 & 13 h.p. OHV	322	RN11YC4	302	N11YC	.030
w/Kohler 6 h.p. OHV	71	RC12YC	---	---	.030



Model/Engine	Copper Plus®		Alternate Plug		Gap
	Stk #	Plug Type	Stk #	Plug Type	
EARTHWORM					
w/Wisconsin AKN	541	RD16	516	D16	.025
EDCO					
CONCRETE SAWS, SLAB SURFACE GRINDERS & POWER TROWELS					
w/B&S 5 & 8 h.p.	868	RJ19LM	861	J19LM	.030
w/Honda 5 h.p. OHV	415	RN9YC	300	N9YC	.030
w/Honda 8, 9 & 11 h.p. OHV	322	RN11YC4	302	N11YC	.030
w/Kohler 14 & 16 h.p.	854	RH10C	844	H10C	.030
w/Kohler 20 h.p. (Twin)	25	RV17YC	---	---	.025
w/Kohler 8 h.p.	868	RJ19LM	861	J19LM	.030
w/Robin 5 & 11 h.p.	933	QL86C	306	L86C	.025
w/Wisconsin 11 h.p.	933	QL86C	306	L86C	.025
w/Wisconsin 65 h.p.	404	RN12YC	38	N12YC	.030
w/Wisconsin 9, 18 & 35 h.p.	541	RD16	516	D16	.030
ELGIN SWEEPER					
20	569	W14	---	---	.030
30 14mm Heads	871	RJ8C	841	J8C	.030
30 7/8"-18 Heads	569	W14	---	---	.030
81	871	RJ8C	841	J8C	.030
A, D	518	W18	---	---	.030
Eductor 7/8"-18 Heads	569	W14	---	---	.030
Eductor w/Ford 300 cid Eng.	22	RF11YC	---	---	.030
Junior	510	W10	---	---	.030
Pelican, White Wing, Whirlwind	871	RJ8C	841	J8C	.030
Roadrunner w/IHC 392 cid Eng.	871	RJ8C	841	J8C	.030
w/IHC BB-264	14	RJ12YC	10	J12YC	.030
w/IHC BD-240, BD-264, V-345, UV-345	871	RJ8C	841	J8C	.030
ELWELL-PARKER					
GEP-6	541	RD16	516	D16	.025
GF-26, GF-30	871	RJ8C	841	J8C	.025
ESSICK					
See Huber					
ETNYRE					
w/B&S Eng.	868	RJ19LM	861	J19LM	.030
w/Ford 223 & 240 cid Eng.	129	RF10C	---	---	.030
w/Ford 4 Cyl. & V-8 Eng.	854	RH10C	844	H10C	.025
w/Ford D172 & 172 cid Eng.	854	RH10C	844	H10C	.025
w/Hercules IXB	541	RD16	516	D16	.025
w/Hercules IXLB	871	RJ8C	841	J8C	.018
w/Hercules QXC-5	871	RJ8C	841	J8C	.025
w/IHC U-372, U-430	102	RJ6C	823	J6C	.030
w/IHC UB-220	871	RJ8C	841	J8C	.030
w/LeRoi D-140 14mm Heads	871	RJ8C	841	J8C	.025
w/LeRoi D-140 18mm Heads	541	RD16	516	D16	.025
w/Waukesha 180GKB	514	D14	---	---	.018
w/Wisconsin Eng.	541	RD16	516	D16	.020
EUCLID					
1KG, 1KGT, 1MGT, 12W, 22W, 52W, 62W	569	W14	---	---	.025
2FGT	510	W10	---	---	.025
4FGT	541	RD16	516	D16	.025
w/Hall Scott 400 (Exhaust)	514	D14	---	---	.025
w/Hall Scott 400 (Intake)	541	RD16	516	D16	.025
EVANS					
MASONRY & CONCRETE SAWS					
w/Kohler 14 h.p.	854	RH10C	844	H10C	.025
w/Kohler 8 h.p. (K181)	868	RJ19LM	861	J19LM	.025
w/McCulloch 710A	871	RJ8C	841	J8C	.025
w/McCulloch 710	870	RDJ6J	851	DJ6J	.025
w/Wisconsin 65 h.p.	404	RN12YC	38	N12YC	.025



Model/Engine	Copper Plus®		Alternate Plug		Gap
	Stk #	Plug Type	Stk #	Plug Type	
EVERETTE					
DRILLS					
All Models	541	RD16	516	D16	.025
EVERREADY					
CONCRETE SAWS					
All Other Wisconsin Engs.	541	RD16	516	D16	.025
w/B&S Engs.	868	RJ19LM	861	J19LM	.030
w/Wisconsin V460D, V461D	404	RN12YC	38	N12YC	.025
FAIRFIELD					
CONVEYORS					
w/B&S Engs.	868	RJ19LM	861	J19LM	.030
w/Wisconsin Engs.	541	RD16	516	D16	.025
FARQUHAR					
All Models	541	RD16	516	D16	.025
FASI VERDINI					
CEMENT CUTTERS & FINISHERS					
w/Honda 4, 5.5 & 13 h.p.	322	RN11YC4	302	N11YC	.030
FELKER					
CONCRETE CUTTERS					
100, 200, 254, 367	541	RD16	516	D16	.025
665	404	RN12YC	38	N12YC	.030
FINNELL					
INDUSTRIAL SCRUBBERS					
w/Onan Engs.	538	RH8C	587	H8C	.025
FITCHBURG					
SAWS					
C-6, C-12, C-15, w/AMC 232 cid Engs.	404	RN12YC	38	N12YC	.030
TW-6, TWC-612 w/AMC Engs.	404	RN12YC	38	N12YC	.030
TWC-915 w/AMC 304 & 360 cid Engs.	404	RN12YC	38	N12YC	.030
FLEX-PLANE					
w/B&S 61102	868	RJ19LM	861	J19LM	.030
w/Ford 134 & 172 cid Engs.	854	RH10C	844	H10C	.025
w/Hercules IXB, NXB	569	W14	---	---	.025
w/Hercules IXB5	871	RJ8C	841	J8C	.025
w/Wisconsin 4GAP, AFH, AHH, TF, TH, THD, VP-4, VG-4D	541	RD16	516	D16	.025
FLINK					
LMC Spreader	541	RD16	516	D16	.030
FORD					
CL20 Compact Loader	123	RN5C	120	N5C	.025
CL30 Compact Loader	564	D16J	---	---	.025
CL40 Compact Loader	322	RN11YC4	302	N11YC	.025
FRASER					
Heaters	525	25	---	---	.025
FRINK					
ROTOBROOMS					
All Models	541	RD16	516	D16	.025
FULLER-JOHNSON					
18mm Heads	541	RD16	516	D16	.025
7/8"-18 Heads	569	W14	---	---	.025



Model/Engine	Copper Plus®		Alternate Plug		Gap
	Stk #	Plug Type	Stk #	Plug Type	
GALION					
CRANES, GRADERS, ROLLERS					
w/A-C Engs.	569	W14	---	---	.025
w/Case Engs.	569	W14	---	---	.025
w/Cont. F-162, Y-122	541	RD16	516	D16	.025
w/Cont. F-226, M330	514	D14	---	---	.025
w/Hercules IXB, JXC, JXD3	569	W14	---	---	.025
w/Hercules QXC5	510	W10	---	---	.025
w/Hercules WXC3, WXLB, WXLC3	569	W14	---	---	.025
w/Hercules ZXB	514	D14	---	---	.025
w/IHC 1-14, U-9	569	W14	---	---	.025
w/IHC 1-30	518	W18	---	---	.025
w/IHC PD-40	589	W89D	---	---	.025
w/IHC U-264-6, U-370, U-372, U-450	102	RJ6C	823	J6C	.025
w/IHC U-4, U-6, U-9, UC-263, U-264, U-281A	514	D14	---	---	.025
w/IHC UB-220, UB264	871	RJ8C	841	J8C	.025
w/IHC UD-14, UD-14A	589	W89D	---	---	.025
w/IHC UD-16, UD-16A, UD-264	543	D89D	---	---	.025
w/IHC UD-350, UD-370	589	W89D	---	---	.025
w/IHC UD-525, UD-554	543	D89D	---	---	.025
w/IHC UD-6, UD-6A, UD-9, UD-9A	543	D89D	---	---	.025
w/McCormick-Deering Engs.	569	W14	---	---	.025
w/Oliver 35, 50	510	W10	---	---	.025
w/Oliver 44	569	W14	---	---	.025
w/Wisconsin AH	514	D14	---	---	.025
w/Wisconsin VF-4, VG4D, P-4	541	RD16	516	D16	.025
GAR WOOD					
All 7/8"-18 Heads	569	W14	---	---	.025
w/Buda 6B-230	871	RJ8C	841	J8C	.025
w/Buda 6DT-691	523	D23	---	---	.025
w/Buda HP-260, HP-326	541	RD16	516	D16	.025
w/Buda K-369, K-393, K-428, L-528	523	D23	---	---	.025
w/Cat. D-315	541	RD16	516	D16	.025
w/Chevrolet Engs.	102	RJ6C	823	J6C	.025
w/Chrysler Engs.	102	RJ6C	823	J6C	.025
w/IHC Engs.	102	RJ6C	823	J6C	.025
w/LeRoi Engs.	871	RJ8C	841	J8C	.025
GARDNER					
MIXERS					
w/Cat. Diesel Starting Engs.(18mm)	541	RD16	516	D16	.025
w/Cat. Diesel Starting Engs.(7/8"-18)	569	W14	---	---	.025
GEHL					
POWER BOX PAVERS					
w/Kohler 25 h.p. (V-Twin)	71	RC12YC	---	---	.030
w/Wisconsin 30 h.p.	541	RD16	516	D16	.025
GENERAC					
WELDERS					
w/B&S Engs. (Twin)	868	RJ19LM	861	J19LM	.030
w/B&S One-Cylinder Engs.	868	RJ19LM	861	J19LM	.030
w/B&S Vanguard Engs. (V-Twin)	431	RC14YC	---	---	.030
w/Generac 562SXL	806	L92YC	---	---	.025
w/Generac 1.0 & 1.2L Engs.	415	RN9YC	300	N9YC	.025
w/Tecumseh Engs.	871	RJ8C	841	J8C	.025
GENERAL EQUIPMENT					
SURFACE GRINDERS & PLANERS					
w/Honda 5.5 & 11 h.p.	322	RN11YC4	302	N11YC	.030



Model/Engine	Copper Plus®		Alternate Plug		Gap
	Stk #	Plug Type	Stk #	Plug Type	
GILSON					
Concrete Mixers	840	RCJ8	843	CJ8	.025
GLUM					
VIBRATORS					
w/B&S 20h.p. Vanguard (V-Twin)	431	RC14YC	---	---	.030
GORMAN-RUPP					
3102	871	RJ8C	841	J8C	.025
3201, 3202, 3203, 3205, 3301, 3302, 3303, 33TF, 3401, 3403	541	RD16	516	D16	.025
3402 14mm Heads	871	RJ8C	841	J8C	.025
3402 7/8"-18 Heads	569	W14	---	---	.025
3601, 3602, 6201, 6301	871	RJ8C	841	J8C	.025
3602	510	W10	---	---	.025
3609, 3801	102	RJ6C	823	J6C	.025
53M-TFD, 53H-VF4D, 54A-VG-4D, 54B-6FB, 54M-134, 54M-CJ3A	871	RJ8C	841	J8C	.025
54B-Ind. 30, 54E-6FB, 55A-265, 55A-Ind. 16A	871	RJ8C	841	J8C	.025
55A-JG, 55M-JB	854	RH10C	844	H10C	.025
55M-Ind. 20A, 55M-Ind. 24A, 55H-503	102	RJ6C	823	J6C	.025
55M-Ind. 56	871	RJ8C	841	J8C	.025
GUPTILL					
All Models	102	RJ6C	823	J6C	.025
H&B					
Moto-Loader w/A-C Eng.	871	RJ8C	841	J8C	.030
Moto-Loader w/Wisconsin Eng.	541	RD16	516	D16	.030
Moto-Paver 8, 14, 14A, 15A, 32 w/Chrysler Eng.	871	RJ8C	841	J8C	.030
w/B&S Eng.	868	RJ19LM	861	J19LM	.030
H-H					
All Models	871	RJ8C	841	J8C	.035
HAISS					
LOADERS					
w/Hercules G3-400	102	RJ6C	823	J6C	.025
w/LeRoi D-91	541	RD16	516	D16	.025
w/LeRoi Eng. 14mm Heads	871	RJ8C	841	J8C	.025
w/Oliver 188, 199	514	D14	---	---	.025
w/Waukesha Eng.	541	RD16	516	D16	.025
w/Wisconsin Eng.	541	RD16	516	D16	.025
HALL-SCOTT					
DRILLS					
2296-0	541	RD16	516	D16	.025
All Other Models	569	W14	---	---	.025
Crabs (Distillate)	523	D23	---	---	.025
Crabs (Gasoline)	514	D14	---	---	.025
HANSON					
31, 41	555	UD16	---	---	.025
w/Buda HP-326	541	RD16	516	D16	.025
w/Cat. D-311, D-315	541	RD16	516	D16	.025
w/Ford 215 & 226 cid Eng.	538	RH8C	587	H8C	.025
w/Ford 6-Cyl. & V-8 Eng.	854	RH10C	844	H10C	.025
w/Hercules RXC	871	RJ8C	841	J8C	.025
w/Waukesha 6BZ, 195GK	541	RD16	516	D16	.025
HENDRICKSON					
Crane Carriers	871	RJ8C	841	J8C	.025
HOBART					
MACHINERY					
CSG 649 w/Ford 300 cid Eng.	129	RF10C	---	---	.030
LSG 423 w/Ford 140 cid Eng.	408	RS14YC	---	---	.044
LSG 633 w/Ford 200 cid Eng.	22	RF11YC	---	---	.035



Model/Engine	Copper Plus®		Alternate Plug		Gap
	Stk #	Plug Type	Stk #	Plug Type	
HOBART (cont)					
WELDERS					
All Other Hercules Eng.	592	RJ12C	---	---	.025
Champ 140	868	RJ19LM	861	J19LM	.030
Champion 16, Champion Combo	909	RS17YX	---	---	.025
G-213, G-203	564	D16J	---	---	.030
G-400, G-412, G-3010	123	RN5C	120	N5C	.035
GCF-350, GCCF-510, GF-250, GF-303	129	RF10C	---	---	.035
GR-303-S	22	RF11YC	---	---	.025
SG-180	854	RH10C	844	H10C	.025
w/B&S 9 h.p.	868	RJ19LM	861	J19LM	.030
w/Chrysler C-36, DU, T40, T-98	102	RJ6C	823	J6C	.025
w/Chrysler C-9, C-15, Ind. 5A, 8A	871	RJ8C	841	J8C	.025
w/Chrysler Eng. 3/4" Reach Heads	123	RN5C	120	N5C	.025
w/Chrysler Ind. 30, 32	871	RJ8C	841	J8C	.025
w/Chrysler T-118, 502, Ind. 7, 12	102	RJ6C	823	J6C	.025
w/Cont. Eng. 18mm Heads	541	RD16	516	D16	.025
w/Cont. Eng. 7/8"-18 Heads	569	W14	---	---	.025
w/Hercules ZXB	854	RH10C	844	H10C	.025
w/Onan 16 & 18 h.p. (Twin)	909	RS17YX	---	---	.025
w/Willys 18mm Heads	541	RD16	516	D16	.025
w/Willys 7/8"-18 Heads	518	W18	---	---	.025
w/Willys MB, SRS	871	RJ8C	841	J8C	.025
w/Wisconsin Eng.	541	RD16	516	D16	.025
HONDA					
TAMPERS & WELDER/GENERATORS					
EW140, EW171, EW171S	322	RN11YC4	302	N11YC	.025
EW170	896	L90C	---	---	.025
LT524	846	CJ14	---	---	.030
LT624	322	RN11YC4	302	N11YC	.030
HOUGH					
PAYLOADERS					
H25 w/Waukesha 180GLB	541	RD16	516	D16	.025
H25B w/Waukesha 180GKB	541	RD16	516	D16	.025
H30 w/IHC U-240	871	RJ8C	841	J8C	.025
H30B w/IHC G263	541	RD16	516	D16	.025
H30R w/Hercules QXD3	592	RJ12C	---	---	.025
H50B w/IHC G301	541	RD16	516	D16	.025
H60, H65 w/IHC G372	871	RJ8C	841	J8C	.025
H70 w/IHC U-372	102	RJ6C	823	J6C	.025
H90 w/Hercules Eng.	592	RJ12C	---	---	.025
HA w/Waukesha FC281	541	RD16	516	D16	.025
HAH w/Hercules JX4C3	592	RJ12C	---	---	.025
HAH-E w/Hercules JX4D	592	RJ12C	---	---	.025
HF, HH, HM, HO, HR, HU, TM w/Hercules Eng.	592	RJ12C	---	---	.025
MC4 w/IHC V549	102	RJ6C	823	J6C	.025
T150 w/Hercules JXLD12 (LPG)	102	RJ6C	823	J6C	.020
T225 w/IHC V549	102	RJ6C	823	J6C	.025
T245 w/Hercules HXLEF	541	RD16	516	D16	.025
T40 w/Cont. FS-162	541	RD16	516	D16	.025
T50, 60, 120, 150 w/Hercules Eng.	592	RJ12C	---	---	.025
w/Waukesha FC281	592	RJ12C	---	---	.025
HUBER					
w/A-C 6B273	871	RJ8C	841	J8C	.025
w/Buda H260, H298, HP205, HP217, HP260, HP326, K369, K428	541	RD16	516	D16	.025
w/Cat. D-3400, D-4400	541	RD16	516	D16	.025
w/Cont. F-162, F-226, F-245	541	RD16	516	D16	.025
w/Ford 172 & 192 cid Eng.	854	RH10C	844	H10C	.025
w/Hercules G-339, G1600	871	RJ8C	841	J8C	.025
w/Hercules G2000, G3400, L237	102	RJ6C	823	J6C	.025
w/Hercules GO-173, 226, 339, GO-198	871	RJ8C	841	J8C	.025



Model/Engine	Copper Plus®		Alternate Plug		Gap
	Stk #	Plug Type	Stk #	Plug Type	
HUBER (cont)					
w/Hercules IXB, IXB-3, IYB, JXD, QXB5, WXE	871	RJ8C	841	J8C	.025
w/IHC UD-16	543	D89D	---	---	.025
w/Wisconsin Engs.	541	RD16	516	D16	.025
HUNTER					
PH-20-6, DH-20-7 Heaters	599	J99	---	---	.025
HURST					
Jaws of Life	871	RJ8C	841	J8C	.025
HYDRAXCAVATOR					
w/Cont. Engs.	541	RD16	516	D16	.025
INGERSOLL					
LOADERS/BACKHOES					
w/Honda 20 h.p.	322	RN11YC4	302	N11YC	.030
w/Onan 18 h.p. (Twin)	909	RS17YX	---	---	.025
INSLEY EXAVATORS					
w/Buda H205, H298, HP260, HP298, HP326	541	RD16	516	D16	.025
w/Buda KTU	518	W18	---	---	.025
w/Cat. D-311, D-315, D-318	509	D9	---	---	.025
w/Chrysler Ind. 12, 12A	102	RJ6C	823	J6C	.025
w/Chrysler Ind. 14, 14A	871	RJ8C	841	J8C	.025
w/Ford V-8	102	RJ6C	823	J6C	.025
w/Hercules Engs. 14mm Heads	592	RJ12C	---	---	.025
w/Hercules Engs. 7/8"-18 Heads	569	W14	---	---	.025
w/IHC UD-9A	543	D89D	---	---	.025
w/M-M 425-6A (High Comp. Heads)	510	W10	---	---	.025
w/M-M 425-6A (Low Comp. Heads)	569	W14	---	---	.025
w/Waukesha 140GKB	538	RH8C	587	H8C	.025
w/Waukesha 6BA, 6MZA, 6ZKA, 195, 195GK	541	RD16	516	D16	.025
INTERNATIONAL HARVESTER					
C-281	514	D14	---	---	.025
Crawler Tractors (Light Service)	502	D21	---	---	.025
Crawler Tractors T340, T340A, 1500, 1600	541	RD16	516	D16	.025
Crawler Tractors T4, T5	541	RD16	516	D16	.025
Crawler Tractors T6	593	RD18Y	549	D18Y	.025
Crawler Tractors T9, T20, T35, T40, TA40	569	W14	---	---	.025
D-281-4, D-350, D-461, D-691, D-1091	589	W89D	---	---	.025
IK40, 1-12, 1-14, 1-30, 1-40	569	W14	---	---	.025
TD14, TD14A, TD18, TD18A, TD20, TD24, TD35, TD40	589	W89D	---	---	.025
IOWA					
w/Cont. F-245	541	RD16	516	D16	.025
w/Ford 240 cid Engs.	129	RF10C	---	---	.025
w/Ford 256 cid Engs.	123	RN5C	120	N5C	.025
w/IHC UC-301	515	D15Y	---	---	.025
JACKSON					
TAMPERS					
7/8"-18 Heads	569	W14	---	---	.025
w/Ford Engs.	22	RF11YC	---	---	.030
w/Kohler 6.25 h.p.	868	RJ19LM	861	J19LM	.030
w/Wisconsin Engs.	541	RD16	516	D16	.025
JOHN DEERE					
End Loader JD-24	541	RD16	516	D16	.025
Loader JD14SS, 70SS	123	RN5C	120	N5C	.025
Trencher JD-11	871	RJ8C	841	J8C	.025
Trencher JD-21	854	RH10C	844	H10C	.025



Model/Engine	Copper Plus®		Alternate Plug		Gap
	Stk #	Plug Type	Stk #	Plug Type	
JUMBO					
14mm Heads	871	RJ8C	841	J8C	.025
18mm Heads	514	D14	---	---	.025
KAMAK					
CEMENT MIXERS					
w/B&S Engs.	868	RJ19LM	861	J19LM	.030
KELLOGG AMERICAN					
14mm Heads	868	RJ19LM	861	J19LM	.025
18mm Heads	514	D14	---	---	.025
KERRICK					
w/B&S Engs	868	RJ19LM	861	J19LM	.030
w/Clinton 1100	102	RJ6C	823	J6C	.025
w/Clinton C-700	871	RJ8C	841	J8C	.025
w/Kohler Engs.	871	RJ8C	841	J8C	.025
w/Onan Engs.	538	RH8C	587	H8C	.025
KEYSTONE					
DRILLS					
50 w/Hercules Engs.	541	RD16	516	D16	.025
50, 60 w/Cont. Engs.	541	RD16	516	D16	.025
80, 18A w/Buda Engs.	541	RD16	516	D16	.025
KING					
HOISTS					
14mm Heads	871	RJ8C	841	J8C	.025
18mm Heads	555	UD16	---	---	.025
KLEECO					
MARINE MOBILE HOISTS					
w/Ford CSG649 300 cid Engs.	129	RF10C	---	---	.030
w/Ford LSG423 140 cid Engs.	401	RS12YC	---	---	.035
w/Ford LSG875 460 cid Engs.	406	RV12YC	---	---	.035
w/Hercules G1600, G2300, G3400 Engs.	102	RJ6C	823	J6C	.030
KOEHRING					
See Master					
KOLBERG					
CONVEYERS & STACKERS					
w/Ford 134, 172 & 192 cid Engs.	854	RH10C	844	H10C	.025
w/Ford 300 cid Engs.	129	RF10C	---	---	.025
w/IHC VC135, VC153	515	D15Y	---	---	.025
KRANE KAR					
w/Chrysler 30, 31, 33	102	RJ6C	823	J6C	.035
w/Chrysler H318	14	RJ12YC	10	J12YC	.035
w/Chrysler HT361, HT48	123	RN5C	120	N5C	.030
w/Cont. 162, 224, 226	541	RD16	516	D16	.025
w/Ford Engs.	129	RF10C	---	---	.030
KWIK-MIX					
14mm Heads	871	RJ8C	841	J8C	.025
18mm Heads	541	RD16	516	D16	.025
KYSOR LEADER EVAPORATOR CO.					
w/Power Prod. AH47	871	RJ8C	841	J8C	.025
L&A PRODUCTS					
STEAM CLEANERS					
w/B&S 16 h.p.	868	RJ19LM	861	J19LM	.030
w/Kohler 10 h.p.	854	RH10C	844	H10C	.025
w/Kohler 8 h.p.	868	RJ19LM	861	J19LM	.025



Model/Engine	Copper Plus®		Alternate Plug		Gap
	Stk #	Plug Type	Stk #	Plug Type	
LA PLANT-CHOATE					
STARTING ENGINES					
w/Cont. Engs.	514	D14	---	---	.025
w/Willys Engs.	102	RJ6C	823	J6C	.025
LAWNBOY					
SPACE HEATERS					
Models 53400, 53401	817	RN13LYC5	---	---	.050
LAYTON					
ROLLERS					
w/Onan CCK, NH	538	RH8C	587	H8C	.020
w/Onan NHC	123	RN5C	120	N5C	.025
w/Tecumseh HH-100, HH-120 Engs.	871	RJ8C	841	J8C	.025
LESSMAN					
SHOVELS					
HF10 w/Ford Engs.	854	RH10C	844	H10C	.025
LEYLAND					
All Models	514	D14	---	---	.025
LIMA					
101 Shovels w/Models 34, 302, 303, 405, 503, 550, 601, 602, 701, 801	518	W18	---	---	.025
All Other Models w/Regular Fuel	569	W14	---	---	.025
All Others, Regular Fuel	569	W14	---	---	.025
w/Buda L-525	523	D23	---	---	.025
w/Waukesha Engs.	597	K97F	---	---	.018
LINCOLN ELECTRIC					
WELDERS					
225 Lincwelder w/Onan CCK	854	RH10C	844	H10C	.025
225 w/Wisconsin THD	541	RD16	516	D16	.025
Classic I, III	415	RN9YC	300	N9YC	.025
Power Arc 4000	868	RJ19LM	861	J19LM	.030
Ranger 8 LPG w/16 h.p. Onan	909	RS17YX	---	---	.020
Ranger 8 w/16 h.p. Onan	909	RS17YX	---	---	.025
Ranger 8 w/18 h.p. Kohler	71	RC12YC	---	---	.040
Ranger 9 w/18 h.p. Onan	909	RS17YX	---	---	.025
SA200, SAE300, SAE400, SAF300 w/Cont. Engs.	541	RD16	516	D16	.025
SAE600 w/Hercules G3400	871	RJ8C	841	J8C	.025
Weldanpower 125	868	RJ19LM	861	J19LM	.030
Weldanpower 130, 150 AC, 150 AC/DC	854	RH10C	844	H10C	.025
w/B&S 8 & 9 h.p.	868	RJ19LM	861	J19LM	.030
w/Buda Engs. 18mm Heads	514	D14	---	---	.025
w/Buda Engs. 7/8"-18 Heads	569	W14	---	---	.025
w/Cont. Engs.	555	UD16	---	---	.025
w/Hercules Engs. 14mm Heads	102	RJ6C	823	J6C	.025
w/Hercules Engs. 7/8"-18 Heads	569	W14	---	---	.025
w/Kohler 10 h.p.	854	RH10C	844	H10C	.030
w/Kohler 18 h.p. (Twin)	71	RC12YC	---	---	.040
w/Onan 16 & 18 h.p. (Twin)	909	RS17YX	---	---	.025
w/Onan CCK	538	RH8C	587	H8C	.025
w/Onan Performer 16 h.p.	909	RS17YX	---	---	.025
w/Waukesha Engs.	569	W14	---	---	.025
w/White Engs.	102	RJ6C	823	J6C	.025
w/Wisconsin Engs.	564	D16J	---	---	.025
w/Wisconsin TM27	415	RN9YC	300	N9YC	.025
LINK BELT					
SHOVELS					
58 Series	541	RD16	516	D16	.025
68 Series	569	W14	---	---	.025
88 Series w/Waukesha 135GZ	854	RH10C	844	H10C	.025
88 Series w/Waukesha 140GK	541	RD16	516	D16	.025



Model/Engine	Copper Plus®		Alternate Plug		Gap
	Stk #	Plug Type	Stk #	Plug Type	
LINK BELT (cont)					
SHOVELS (cont)					
98 Series	541	RD16	516	D16	.025
LINN					
14mm Heads	102	RJ6C	823	J6C	.025
7/8"-18 Heads	569	W14	---	---	.025
LIQUID RED DIAMOND					
WELDERS					
14mm Heads	854	RH10C	844	H10C	.025
18mm Heads	541	RD16	516	D16	.025
LITTLEFORD					
18mm Heads	541	RD16	516	D16	.025
Paver Finisher BTF80	541	RD16	516	D16	.025
Roller S54V, Spraymaster	541	RD16	516	D16	.025
w/Ford Engs. 14mm Heads	854	RH10C	844	H10C	.025
w/Lauson Engs.	868	RJ19LM	861	J19LM	.025
LOMBARD					
Welder	825	J4C	---	---	.025
LONDON CONCRETE					
14mm Heads	871	RJ8C	841	J8C	.025
18mm Heads	541	RD16	516	D16	.025
LOOMIS					
WELL DRILLS					
All Models	541	RD16	516	D16	.025
LORAIN					
See Thew					
M-B GRADERS					
w/IHC U-4, U-6, IU-6	514	D14	---	---	.025
w/IHC UD-6	543	D89D	---	---	.025
w/Lauson Engs.	868	RJ19LM	861	J19LM	.025
w/M-M 283-4A (High Comp. Heads)	510	W10	---	---	.025
w/M-M 283-4A (Low Comp. Heads)	569	W14	---	---	.025
w/Onan CKSA	538	RH8C	587	H8C	.025
w/Wisconsin Engs.	541	RD16	516	D16	.025
M.B.W.					
Compactor w/Chrysler Engs.	871	RJ8C	841	J8C	.025
Compactor w/Kohler 12 h.p. Engs.	854	RH10C	844	H10C	.025
Compactor w/Kohler 4 & 7 h.p. Engs.	868	RJ19LM	861	J19LM	.025
Compactor w/Robin Engs.	933	QL86C	306	L86C	.025
Compactor w/Wisconsin Engs.	564	D16J	---	---	.025
Screed w/B&S Engs.	868	RJ19LM	861	J19LM	.030
M.J.TAYLOR					
ASPHALT MAINTENANCE EQUIPMENT					
Model 300 Sprayer w/Honda 5.5 h.p.	322	RN11YC4	302	N11YC	.030
Model 550 Sprayer w/Kohler 10 h.p.	854	RH10C	844	H10C	.030
T-2000 w/B&S 8 h.p.	868	RJ19LM	861	J19LM	.030
T-211 Paver w/Honda 20 h.p. (V-Twin)	322	RN11YC4	302	N11YC	.030
T-240 Vibratory Roller w/B&S 18 h.p. (Twin)	868	RJ19LM	861	J19LM	.030
M.R.S.					
w/IHC UD-18A	589	W89D	---	---	.025
w/IHC UD-9, UD-16	543	D89D	---	---	.025



Model/Engine	Copper Plus®		Alternate Plug		Gap
	Stk #	Plug Type	Stk #	Plug Type	
MAGINNISS					
w/Cont. Engs.	541	RD16	516	D16	.025
w/Ford 172 cid Engs.	854	RH10C	844	H10C	.025
w/Wisconsin ABNL, ACND, AENS, AKN, AKS, TE, TF, THD	541	RD16	516	D16	.025
MAGNUM					
WHEEL BARROW					
Badger Buggy w/Honda 13 h.p.	322	RN11YC4	302	N11YC	.030
MAGNUM DIAMOND					
PAVEMENT SAWS					
w/Wisconsin 37 h.p.	541	RD16	516	D16	.025
w/Wisconsin 65 h.p.	404	RN12YC	38	N12YC	.025
MAHTO					
MASON TENDERS					
w/Kohler 8 h.p.	868	RJ19LM	861	J19LM	.025
POWER BUGGYS					
w/Honda 13 h.p.	322	RN11YC4	302	N11YC	.030
MALL TOOL					
14mm Heads Four-cycle Engs.	871	RJ8C	841	J8C	.025
14mm Heads Two-cycle Engs.	102	RJ6C	823	J6C	.025
w/B&S Engs. 14mm Heads	871	RJ8C	841	J8C	.025
w/B&S Engs. 18mm Heads	514	D14	---	---	.025
w/Kohler 4 h.p.	592	RJ12C	---	---	.025
w/Own Engs. 5, 6, 7, 7G, 7H, 8, 14G	514	D14	---	---	.025
w/Own Engs. DJ, 10, 11, 12, 12A, 2MG	871	RJ8C	841	J8C	.025
w/Wisconsin AKN	541	RD16	516	D16	.025
MANITOWOC					
SPEEDCRANES					
w/Hercules HXB, HXE	518	W18	---	---	.025
w/Waukesha 135, 145GKB	538	RH8C	587	H8C	.025
MANO MFG. CO.					
w/Chrysler 61010, 86010 Engs.	931	QL82C	811	L82C	.030
MARION					
SHOVELS					
Model 331 w/Buda L-525	541	RD16	516	D16	.025
Model 33M w/Buda K-428	541	RD16	516	D16	.025
Model 342 w/Buda LO-525	102	RJ6C	823	J6C	.025
Model 372 & 382 w/Buda JK-6	569	W14	---	---	.025
MARK					
Rollers	933	QL86C	306	L86C	.025
MARSHALLTOWN					
POWER TROWEL					
w/B&S Engs.	868	RJ19LM	861	J19LM	.030
MASSEY FERGUSON					
LOADERS					
MF40 w/Perkins 152, 3/4" Reach	104	RN4C	803	N4C	.025
MF40 w/Perkins 152, 3/8" Reach	871	RJ8C	841	J8C	.025
MF711B w/Wisconsin VH4D	564	D16J	---	---	.030
TURF TRACTORS					
MF20 w/Perkins 152, 3/4" Reach	104	RN4C	803	N4C	.025
MF20 w/Perkins 152, 3/8" Reach	871	RJ8C	841	J8C	.025
MF30 w/Perkins 212, 3/4" Reach	322	RN11YC4	302	N11YC	.025
MF30 w/Perkins 212, 3/8" Reach	871	RJ8C	841	J8C	.025



Model/Engine	Copper Plus®		Alternate Plug		Gap
	Stk #	Plug Type	Stk #	Plug Type	
MASTER					
COMPACTORS					
B100000G	854	RH10C	844	H10C	.025
C12C	564	D16J	---	---	.025
P2000, P5000	871	RJ8C	841	J8C	.025
T10000 A	896	L90C	---	---	.025
w/Chrysler Engs.	538	RH8C	587	H8C	.025
HEATERS (OIL FIRED)					
30, 30A, 50A	404	RN12YC	38	N12YC	.045
POWER SCREEDS					
AVS	564	D16J	---	---	.025
SWS-2	871	RJ8C	841	J8C	.025
POWER TROWELS					
29GT, EC34, F36B, F46B, RF3B3	871	RJ8C	841	J8C	.025
ROLLERS					
TVR26, TVR30	854	RH10C	844	H10C	.025
VIBRATORS					
14mm Heads	871	RJ8C	841	J8C	.025
18mm Heads	541	RD16	516	D16	.025
20U	871	RJ8C	841	J8C	.025
23U, PMR2500, PMR2502	564	D16J	---	---	.025
7/8"-18 Heads	569	W14	---	---	.025
w/Chrysler Engs.	854	RH10C	844	H10C	.025
MCCULLOCH					
15-M	871	RJ8C	841	J8C	.025
Earth Drill 99	871	RJ8C	841	J8C	.025
Fire Pump 7FP Normal Service	871	RJ8C	841	J8C	.025
Fire Pump 7FP Severe Service	102	RJ6C	823	J6C	.025
Mac GPD Drill	865	RDJ8J	847	DJ8J	.030
Titan GPD 22 Drill	865	RDJ8J	847	DJ8J	.030
W1-A1, A2 170 Amp. Welder	825	J4C	---	---	.025
MI-T-M					
2004 Washer	840	RCJ8	843	CJ8	.025
MI-T-VAC					
w/B&S Engs.	868	RJ19LM	861	J19LM	.030
w/Tecumseh Engs.	871	RJ8C	841	J8C	.030
MICHIGAN					
TRACTOR SHOVELS					
w/Cont. F-244, F-226	555	UD16	---	---	.025
w/Waukesha 135GZ	538	RH8C	587	H8C	.025
w/Waukesha 180GKB, 190GLB	555	UD16	---	---	.025
w/Waukesha F265G	322	RN11YC4	302	N11YC	.025
w/Waukesha F283K	404	RN12YC	38	N12YC	.025
MIGHTY MAN					
Graders w/14mm Heads	871	RJ8C	841	J8C	.025
Graders w/18mm Heads	541	RD16	516	D16	.025
Mighty Mole Borers M470, M1800	564	D16J	---	---	.025
MIKASA					
TAMPING RAMMERS					
MTR-60L	933	QL86C	306	L86C	.030
MILLER					
CONCRETE SAWS & CONCRETE BUGGIES					
w/Honda 8, 11 & 13 h.p. OHV	322	RN11YC4	302	N11YC	.030
CURBILER					
w/Honda 4 h.p. (MC250)	322	RN11YC4	302	N11YC	.030



Model/Engine	Copper Plus®		Alternate Plug		Gap
	Stk #	Plug Type	Stk #	Plug Type	
MILLER ELECTRIC					
WELDERS					
AD-225-L w/Kohler 24 h.p.	868	RJ19LM	861	J19LM	.030
AEA-200, AEA-200-E, AEA-200-L, AEA-200-LE, AEAB-200-LE w/Onan CCK	854	RH10C	844	H10C	.025
AEAD-200, AEAD-200-E, AEAD-200-L, AEAD-200-LE w/Onan CCK	854	RH10C	844	H10C	.025
Bantam 2, 2E w/Wisconsin S12, Big 20G	541	RD16	516	D16	.025
Big 40G	415	RN9YC	300	N9YC	.025
Blue Star 180K	71	RC12YC	---	---	.040
Bobcat 225G Plus	909	RS17YX	---	---	.025
Memco Bantam w/Kohler 14 h.p.	868	RJ19LM	861	J19LM	.030
Miller Legend, Trailblazer 250G	909	RS17YX	---	---	.025
Roughneck 2	931	QL82C	811	L82C	.030
Trailblazer I, II, III, IV w/Wisconsin 37 h.p.	541	RD16	516	D16	.025
Trailblazer, J Series Jeep F4	871	RJ8C	841	J8C	.030
w/Kohler 12.5 h.p.	71	RC12YC	---	---	.040
w/Onan 16, 18 & 20 h.p. (Twin)	909	RS17YX	---	---	.025
w/Onan B48M	857	RH18Y	---	---	.025
w/Onan Performer	909	RS17YX	---	---	.025
w/Tecumseh 16 h.p.	931	QL82C	811	L82C	.030
w/Wisconsin 28 h.p.	541	RD16	516	D16	.025
w/Wisconsin TM20	415	RN9YC	300	N9YC	.025
MINNEAPOLIS-MOLINE					
Graders GTB, GTG, UTG	569	W14	---	---	.025
MITSUBISHI					
OFF-ROAD UTILITY VEHICLE					
Mighty Mits w/30 h.p. Engs.	322	RN11YC4	302	N11YC	.035
MITTS & MERRILL					
SAWS					
M-2 w/Ford 172 cid Engs.	854	RH10C	844	H10C	.030
M-3, M-4, M-6 w/Ford 240 cid Engs.	129	RF10C	---	---	.030
M-7, M-8, M-11, M-12 w/Ford 300 cid Engs.	129	RF10C	---	---	.030
M-9, M-13 w/Ford 330 cid Engs.	129	RF10C	---	---	.030
MIXERMOBILE					
w/Chrysler 6-Cyl. Engs.	102	RJ6C	823	J6C	.035
w/Chrysler V-8 Engs. 3/8" Reach	102	RJ6C	823	J6C	.035
w/Ford Engs.	854	RH10C	844	H10C	.025
MOBILOADER					
w/Cat. Tractor D-4	514	D14	---	---	.025
MODWELL					
TRACKED CARRIERS					
Brush Pickup w/Ford 200 cid	22	RF11YC	---	---	.025
RN35, RN75, RN110 w/Ford 240 cid Engs.	22	RF11YC	---	---	.025
RN35, RN75, RN110 w/Ford 300 cid Engs.	129	RF10C	---	---	.025
RN35, RN75, RN110 w/GM 478 cid	104	RN4C	803	N4C	.025
Snowpacer w/Ford 200 cid	22	RF11YC	---	---	.025
MONARCH					
UTILITY, CONCRETE & MORTAR MIXERS					
10XG, 10XWG, 11XG, 11XWG	840	RCJ8	843	CJ8	.025
4-SGW, 5-SGW, 6-SGW, 6-SRGW	933	QL86C	306	L86C	.025
C3-SD, C6-SDBS, 4-SG, 6-SG	840	RCJ8	843	CJ8	.025
C6-SD	564	D16J	---	---	.025
M10GW, SM10GW	933	QL86C	306	L86C	.025



Model/Engine	Copper Plus®		Alternate Plug		Gap
	Stk #	Plug Type	Stk #	Plug Type	
MORRISON					
MATERIAL SPREADERS, POWER BUGGIES, SCREEDS & SPRAYERS					
w/B&S 13 h.p. Vanguard	71	RC12YC	---	---	.030
w/B&S 16 & 18 h.p. Vanguard (V-Twin)	431	RC14YC	---	---	.030
w/B&S 3 h.p.	868	RJ19LM	861	J19LM	.030
w/Honda 5 h.p. OHV	415	RN9YC	300	N9YC	.030
w/Honda 5.5, 8, 11 & 13 h.p. OHV	322	RN11YC4	302	N11YC	.030
MORRISON-PELSUE					
SPACE HEATERS					
ACH	934	QL87YC	312	L87YC	.050
ACM, PE-1, PEG-3	837	L20V	---	---	---
PE-1A, PEG-3A	893	RCJ4	862	CJ4	.050
PEG-8, PEG-12, ACM	837	L20V	---	---	---
PEG-8A, PEG-12A	893	RCJ4	862	CJ4	.050
MOTO PAVER					
All Models	871	RJ8C	841	J8C	.025
MQ POWER					
COMPACTORS, FINISHERS, RAMMERS, ROLLERS & WELDERS					
Concrete Pumps	404	RN12YC	38	N12YC	.030
Gladden 75	871	RJ8C	841	J8C	.025
Power Buggys w/Wisconsin Engs.	564	D16J	---	---	.025
w/B&S 16 & 18 h.p. Vanguard (V-Twin)	431	RC14YC	---	---	.030
w/B&S 3, 5, 7 & 8 h.p.	868	RJ19LM	861	J19LM	.030
w/B&S 31 h.p. 3-Cyl. (liquid cooled)	71	RC12YC	---	---	.030
w/Honda 5 h.p. OHV	415	RN9YC	300	N9YC	.030
w/Honda 8 & 11 h.p. OHV	322	RN11YC4	302	N11YC	.030
w/Kohler 20 & 25 h.p. (V-Twin)	71	RC12YC	---	---	.030
w/Kohler 20 h.p. (Twin)	25	RV17YC	---	---	.025
w/Onan 24 h.p. (Twin)	909	RS17YX	---	---	.025
w/Robin EC08G, EC12D, ET-40D Engs.	933	QL86C	306	L86C	.025
w/Robin EC08GH, EC10G Engs.	592	RJ12C	---	---	.025
w/Robin EC17F Engs.	896	L90C	---	---	.025
w/Robin EY-20W, EY27, EY-44W, EY-280W Engs.	933	QL86C	306	L86C	.025
w/Wisconsin 11 h.p.	929	RL95YC	---	---	.025
w/Wisconsin 4.6 h.p.	933	QL86C	306	L86C	.025
w/Wisconsin 7.5 h.p.	934	QL87YC	312	L87YC	.025
w/Wisconsin AKN & BKN	541	RD16	516	D16	.025
MTA					
D.C. ARC WELDERS					
w/Honda 13 h.p. OHV	322	RN11YC4	302	N11YC	.030
MULLER					
w/B&S Engs.	868	RJ19LM	861	J19LM	.030
w/Wisconsin Engs.	541	RD16	516	D16	.025
MULTI-FOOTE					
PAVERS					
w/Buda Engs.	541	RD16	516	D16	.025
w/Cont. 31R	541	RD16	516	D16	.025
w/Hercules YXC, YXC3	569	W14	---	---	.025
w/Waukesha SRK	569	W14	---	---	.025
MUNCIE					
OB1, OB32C, OB63, CM3, Bicycle	514	D14	---	---	.025
OB16, UM3 Utility Engs.	514	D14	---	---	.025



Model/Engine	Copper Plus®		Alternate Plug		Gap
	Stk #	Plug Type	Stk #	Plug Type	
NATIONAL CARBON					
OVENS					
1/2"-14 Pipe Heads	525	25	---	---	.025
NELSON					
LOADERS					
All Other Models	541	RD16	516	D16	.025
K-5, KR-5	541	RD16	516	D16	.025
P-10, Q-10, R-10	592	RJ12C	---	---	.025
NEVARR					
VIBRATORY PLATE COMPACTORS					
w/Honda 5.5 h.p.	322	RN11YC4	302	N11YC	.030
NODWELL					
Brush Pick-up w/GM 478 cid Eng.	104	RN4C	803	N4C	.025
RN35, RN75, RN110 w/Ford 240	409	RF9YC	---	---	.025
Snowpacer w/GM 478 cid Eng.	104	RN4C	803	N4C	.025
w/Ford 200 cid Eng. (Heavy Service)	409	RF9YC	---	---	.025
w/Ford 200 cid Eng.	22	RF11YC	---	---	.025
w/Ford 300 & 330 cid Eng.	129	RF10C	---	---	.025
NORTHWEST					
SHOVELS					
All Other 14mm Heads	592	RJ12C	---	---	.025
All Other 18mm Heads	555	UD16	---	---	.025
All Other 7/8"-18 Heads	569	W14	---	---	.025
Model 41 w/Cont. R-602	555	UD16	---	---	.025
Model 4	541	RD16	516	D16	.025
Models 25-D, 41-D w/Cont. B-427	514	D14	---	---	.025
Models 5, 6, 85	518	W18	---	---	.025
w/IHC PD-40, PD-80	589	W89D	---	---	.025
w/Waukesha 135GZU	555	UD16	---	---	.025
NOVO					
A-16, CA-33, DA-33 18mm Heads	541	RD16	516	D16	.025
All 1/2"-14 Pipe Heads	525	25	---	---	.025
BA-23, DA-33 14mm Heads	102	RJ6C	823	J6C	.025
CW Series 33, 47, 66, 95, 133	541	RD16	516	D16	.025
CWR Series 47, 66, 95, 133	871	RJ8C	841	J8C	.025
OHIO					
LOCOMOTIVE CRANES					
18mm Heads	555	UD16	---	---	.025
7/8"-18 Heads	569	W14	---	---	.025
OK CHAMPION					
SEWER CLEANERS					
8-R6, 9-R6, 23-R6 w/B&S	868	RJ19LM	861	J19LM	.030
w/Cont. AU7	871	RJ8C	841	J8C	.025
w/LeRoi B45	541	RD16	516	D16	.025
w/Onan Eng.	871	RJ8C	841	J8C	.025
w/Wisconsin AFN, AHH, TF, TH, VG4D	541	RD16	516	D16	.025
OLATHE					
High Lifts	840	RCJ8	843	CJ8	.025
OLIVER					
CRAWLERS					
2-44, 2-44L, 2-44LL, 2-44FL, 2-62, 2-62L, 2-62-15	541 ⁵	RD16	516	D16	.025
2-78, 2-78L, 2-78-15, 2-78-17, 2-105, 4-78, 4-78L, 4-78-15, 4-78-17, 2-105, 4-105	322	RN11YC4	302	N11YC	.025

⁵For Heavy Service, use Stk # 514 (D14) - gap at .025"



Model/Engine	Copper Plus®		Alternate Plug		Gap
	Stk #	Plug Type	Stk #	Plug Type	
ORTAS					
BACKHOES					
Pussy Cat Minidigger	71	RC12YC	---	---	.030
w/Kohler 11 & 14 h.p. OHV	71	RC12YC	---	---	.030
ORTON					
CRANES, SHOVELS					
25, 30 18mm Heads	555	UD16	---	---	.025
25, 30 w/Cat. D-13000	569	W14	---	---	.025
40 w/Cat. D-17000	518	W18	---	---	.025
Other 7/8"-18 Heads	569	W14	---	---	.025
w/Hercules DX	518	W18	---	---	.025
w/IHC PD-40	589	W89D	---	---	.025
w/Waukesha 6TL	555	UD16	---	---	.025
OSGOOD					
18mm Heads	541	RD16	516	D16	.025
7/8"-18 Heads	569	W14	---	---	.025
OTTAWA					
HYDRA HAMMERS					
w/Ford Eng.	22	RF11YC	---	---	.035
w/Wisconsin Eng.	541	RD16	516	D16	.030
OUT CLAW					
PICKUP BACKHOES					
w/Honda 11 h.p. OHV	322	RN11YC4	302	N11YC	.030
P&H EXCAVATORS					
w/Chrysler Ind. 12	102	RJ6C	823	J6C	.025
w/Cont. Y-91	541	RD16	516	D16	.025
w/Ford Eng. 14mm Heads	538	RH8C	587	H8C	.025
w/Ford Eng. 18mm Heads	514	D14	---	---	.025
w/LeRoi Eng.	518	W18	---	---	.025
w/Waukesha Eng. 18mm Heads	541	RD16	516	D16	.025
w/Waukesha Eng. 7/8"-18 Heads	569	W14	---	---	.025
PAGE					
7/8"-18 Heads	518	W18	---	---	.025
PAPEC					
w/Ford 223 cid Eng.	22	RF11YC	---	---	.035
w/Ford 330 cid Eng.	129	RF10C	---	---	.030
PARMANCO					
DRILLS					
All Models	541	RD16	516	D16	.025
PARSONS					
DITCHERS, BACKFILLERS					
All Other 7/8"-18 Heads	569	W14	---	---	.025
w/Cat. D-318	541	RD16	516	D16	.025
w/Cat. D-8800	514	D14	---	---	.025
w/Hercules JX4C	871	RJ8C	841	J8C	.025
w/IHC U-9	510	W10	---	---	.025
w/IHC UD-14A, UD-18A	589	W89D	---	---	.025
w/IHC UD-9, UD-9A	543	D89D	---	---	.025
w/Waukesha 140GS, 140GKU, 140SU, 145GKU, 195GKU	541	RD16	516	D16	.025
w/Waukesha 6BZ, 6BZU, 6MZA, 6MZAU	514	D14	---	---	.025
w/Wisconsin VP4	541	RD16	516	D16	.025



Model/Engine	Copper Plus®		Alternate Plug		Gap
	Stk #	Plug Type	Stk #	Plug Type	
PARTNER					
HYDRAULIC POWER PACKS					
HP38 14 & 16 h.p.	868	RJ19LM	861	J19LM	.030
HP40 16 h.p.	71	RC12YC	---	---	.030
HP40 MARK II 16 h.p.	71	RC12YC	---	---	.030
PAYLOADER					
Also See Hough					
w/Hercules 2000	514	D14	---	---	.025
w/Hercules JXC, JX4C, JXD, JXLD	102	RJ6C	823	J6C	.025
w/Hercules QXD3, QXLD, WXLC	102	RJ6C	823	J6C	.025
w/Hercules QXD	871	RJ8C	841	J8C	.025
w/IHC G-153	514	D14	---	---	.025
w/IHC G-301 (Light Service)	502	D21	---	---	.025
w/IHC G-301	541	RD16	516	D16	.025
w/IHC G-372	102	RJ6C	823	J6C	.025
w/IHC U-240, G-263, G264	871	RJ8C	841	J8C	.025
w/IHC U-9	510	W10	---	---	.025
w/IHC UD-345	102	RJ6C	823	J6C	.025
w/IHC UD-9, UD-264	543	D89D	---	---	.025
w/Waukesha 180-GKB, 180-GLB	514	D14	---	---	.025
w/Waukesha FC, 190-GLS	541	RD16	516	D16	.025
w/Waukesha FC-281	529	D14N	---	---	.025
PECO					
CONCRETE SAWS					
w/Honda 11 & 13 h.p.	322	RN11YC4	302	N11YC	.030
PLUS POWER					
VIBRATORY PLATES					
DPV90	933	QL86C	306	L86C	.025
w/Wisconsin 5 h.p.	933	QL86C	306	L86C	.025
POLECAT					
AERIAL LIFTS					
w/Kohler 18 h.p. (V-Twin)	71	RC12YC	---	---	.030
PORTO-ARC					
MULTI-PURPOSE SAWS					
52-12, 52-14, 45-12	893	RCJ4	862	CJ4	.025
WELDERS					
w/Onan CK	854	RH10C	844	H10C	.025
POW-R-LINE					
M-30, M-60 w/Wisconsin 37 h.p.	541	RD16	516	D16	.025
M-60 w/Wisconsin V460	404	RN12YC	38	N12YC	.025
T-100	502	D21	---	---	.030
T-200, T-300	541	RD16	516	D16	.025
T-400 w/Ford Eng.	854	RH10C	844	H10C	.025
T-600 w/Ford Eng.	409	RF9YC	---	---	.025
POW-R-SPADE					
w/Wisconsin AGND	541	RD16	516	D16	.025
POWER CURBER					
CURBERS					
w/Kohler 18 h.p. Eng.	854	RH10C	844	H10C	.025
w/Wisconsin AENL, S12D, TJD	564	D16J	---	---	.030
w/Wisconsin AGND	502	D21	---	---	.030



Model/Engine	Copper Plus®		Alternate Plug		Gap
	Stk #	Plug Type	Stk #	Plug Type	
POWERMATE					
Powerweld 140	840	RCJ8	843	CJ8	.025
PRIME MOVER					
LD-50 w/Ford 172 cid Engs.	854	RH10C	844	H10C	.025
w/Kohler 8 h.p. (K181)	868	RJ19LM	861	J19LM	.025
w/Wisconsin Engs.	564	D16J	---	---	.025
QUICK WAY					
SHOVELS					
105A, 125A	541	RD16	516	D16	.025
85A	523	D23	---	---	.025
E, L	569	W14	---	---	.025
JS, E2, J2, L2, S2, S3	509	D9	---	---	.025
w/IHC U-4	502	D21	---	---	.025
w/IHC U-9	569	W14	---	---	.025
RACINE					
COMPACTORS, DRILLS & SAWS					
Anchor-Fast, Hydra-Quad, Octa-Gun	541	RD16	516	D16	.030
Presser 1100 w/B&S Engs.	868	RJ19LM	861	J19LM	.030
Presser 1300 w/Wisconsin 18 h.p.	541	RD16	516	D16	.025
Presser 240G w/Ford V104	415	RN9YC	300	N9YC	.025
Racine 101 2-Cycle	871	RJ8C	841	J8C	.025
Rail Drill, Rail Saw	871	RJ8C	841	J8C	.025
Rammer 117, Rapak 101	541	RD16	516	D16	.025
Ratamp	541	RD16	516	D16	.025
Repar 2-Cycle	541	RD16	516	D16	.025
Repar 4-Cycle	854	RH10C	844	H10C	.025
Spadak, Spade, Unit Tamper	871	RJ8C	841	J8C	.025
w/B&S 4-cycle Engs.	868	RJ19LM	861	J19LM	.030
w/Clinton 4-cycle Engs.	854	RH10C	844	H10C	.025
w/Jacobsen 321 Engs.	871	RJ8C	841	J8C	.025
RACO					
DRILLS					
14mm Heads	871	RJ8C	841	J8C	.025
18mm Heads	541	RD16	516	D16	.025
RANSOME					
MIXERS & PAVERS					
w/B&S Engs.	868	RJ19LM	861	J19LM	.030
w/Chrysler Ind. 6A	871	RJ8C	841	J8C	.025
w/Cont. FA-162, M-330	541	RD16	516	D16	.025
w/Cont. G-193	102	RJ6C	823	J6C	.025
w/Hercules HXE 18mm Heads	541	RD16	516	D16	.025
w/Hercules HXE 7/8"-18 Heads	518	W18	---	---	.025
w/Hercules IXB, IXB-5, JX4D3, QXB, QXC, QXC-5, QXD, QXD-5	569	W14	---	---	.025
w/Hercules RXLD 14mm Heads	854	RH10C	844	H10C	.025
w/Hercules RXLD 7/8"-18 Heads	569	W14	---	---	.025
w/IHC LB	569	W14	---	---	.025
w/LeRoi B-45, D-226 14mm Heads	871	RJ8C	841	J8C	.025
w/LeRoi B-45, D-226 18mm Heads	514	D14	---	---	.025
w/LeRoi D-91, D-140, VRP206	541	RD16	516	D16	.025
w/Wisconsin ABN, AK, AKN, TF, VF-4	541	RD16	516	D16	.025
RED-E-HOT					
Heaters	854	RH10C	844	H10C	.025
REDDY					
Heaters With 18mm Heads	541	RD16	516	D16	.025
M-30, M-50A Heaters	404	RN12YC	38	N12YC	.025



Model/Engine	Copper Plus®		Alternate Plug		Gap
	Stk #	Plug Type	Stk #	Plug Type	
RELIANCE					
w/A-C Engs. 14mm Heads	871	RJ8C	841	J8C	.025
w/A-C Engs. 7/8"-18 Heads	510	W10	---	---	.025
w/IHC UD-9A	543	D89D	---	---	.025
REMINGTON					
44"	840	RCJ8	843	CJ8	.025
Pow-R-Cut Saw	849	CJ6	---	---	.025
Screed, Power Trowel 28" & 34"	871	RJ8C	841	J8C	.025
Vibrator w/B&S Engs.	868	RJ19LM	861	J19LM	.030
Vibrator w/Wisconsin Engs.	564	D16J	---	---	.025
REX PAVERS					
w/B&S Engs. 14mm Heads	868	RJ19LM	861	J19LM	.030
w/B&S Engs. 18mm Heads	541	RD16	516	D16	.025
w/Chrysler Ind. 5, 6A, 8, 8A, 30, 30A, 32	871	RJ8C	841	J8C	.025
w/Cont. F-140, F-186, F-4140, F-4162, F-6186, F-6226	541	RD16	516	D16	.025
w/Hercules IXB-5	541	RD16	516	D16	.025
w/Hercules IXLB	871	RJ8C	841	J8C	.025
w/IHC UD-264	589	W89D	---	---	.025
w/Kohler 4 h.p.	868	RJ19LM	861	J19LM	.030
w/Lauson Engs.	868	RJ19LM	861	J19LM	.025
w/LeRoi D-226	871	RJ8C	841	J8C	.025
w/Waukesha 135GKU	514	D14	---	---	.025
w/Waukesha 140GS, 145GK, 145GS, 195GKU	541	RD16	516	D16	.025
w/Waukesha 6BZU	541	RD16	516	D16	.025
w/Waukesha 6GAK, 6GAL, 6MZU	514	D14	---	---	.025
w/Waukesha FCU	541	RD16	516	D16	.025
w/Waukesha XAHU	569	W14	---	---	.025
w/Wisconsin Engs. 14mm Heads	871	RJ8C	841	J8C	.025
w/Wisconsin Engs. 18mm Heads	541	RD16	516	D16	.025
RICHARDS CO.					
PIPE BENDERS					
MUB-10 w/B&S 5 h.p.	868	RJ19LM	861	J19LM	.030
RIISE					
Oil Drillers	541	RD16	516	D16	.025
ROME GRADERS					
101 w/IHC Engs.	569	W14	---	---	.025
103 w/IHC Engs.	541	RD16	516	D16	.025
104 w/IHC Engs. (Diesel)	589	W89D	---	---	.025
201, 202 w/IHC Engs.	518	W18	---	---	.025
201, 202, 203, 301, 302, 303 w/Oliver Engs.	510	W10	---	---	.025
201, 202, 301, 302, 303 w/Case Engs.	569	W14	---	---	.025
203, 301, 302, 303 w/IHC Engs. (Diesel)	589	W89D	---	---	.025
ROUSTABOUT					
w/Ford 7HNN, 8MNN	854	RH10C	844	H10C	.025
S&L CRANES					
All 7/8"-18 Heads	569	W14	---	---	.025
Lodover w/IHC TD-9, UD-9	543	D89D	---	---	.025
w/Case DI 18mm Heads	509	D9	---	---	.025
w/IHC 1-6	509	D9	---	---	.025
SANDERSON CYCLONE DRILL					
DRILLS					
1940-37	510	W10	---	---	.025
All Other Models	518	W18	---	---	.025



Model/Engine	Copper Plus®		Alternate Plug		Gap
	Stk #	Plug Type	Stk #	Plug Type	
SCHRAMM					
125 Pneumatic Diesel	597	K97F	---	---	.025
125, 250 Pneumatractor (Gasoline)	555	UD16	---	---	.025
250 Pneumatic Diesel	589	W89D	---	---	.025
60 Crawler	854	RH10C	844	H10C	.025
SCHWARZE					
SWEEPERS					
w/Wisconsin 30 h.p.	541	RD16	516	D16	.025
SEAMAN					
w/Cont. B-427, M-330	541	RD16	516	D16	.025
w/Ford 172 cid Eng.	854	RH10C	844	H10C	.025
w/Waukesha 6BZ, 6MZAU	514	D14	---	---	.025
w/Wisconsin VH4	541	RD16	516	D16	.025
SKAGIT HOISTS					
w/Cat. Starting Eng. 18mm Heads	509	D9	---	---	.025
w/Cat. Starting Eng. 7/8"-18 Heads	569	W14	---	---	.025
w/Ford 4-Cyl. Eng.	538	RH8C	587	H8C	.025
w/Ford 6 & 8 Cyl. Eng. 14mm Heads	854	RH10C	844	H10C	.025
w/Ford 6 & 8 Cyl. Eng. 18mm Heads	129	RF10C	---	---	.025
w/Hercules HXC, HXE	518	W18	---	---	.025
w/Hercules IXB5, JXD	871	RJ8C	841	J8C	.025
w/Hercules QXC5, RXLD, WXLC	510	W10	---	---	.025
w/Waukesha 140GK, 145GK, 145GS, BZ, FC	509	D9	---	---	.025
w/Waukesha ICK	102	RJ6C	823	J6C	.025
w/Waukesha MZA, WAK	509	D9	---	---	.025
w/Wisconsin VP-4	541	RD16	516	D16	.025
SKIL					
14MM HEADS					
2910-T2:00, 2911-T2:00	849	CJ6	---	---	.025
2911-T1, 2912-T1, 2913-T1	825	J4C	---	---	.025
2912-T2:00, 2913-T2:00	849	CJ6	---	---	.025
Compactors	840	RCJ8	843	CJ8	.025
Concrete Screeds, Power Trowels	840	RCJ8	843	CJ8	.025
Generators, Alternators, Vibrators	840	RCJ8	843	CJ8	.025
Hammers 628-T1, 628-T2	840	RCJ8	843	CJ8	.025
Hammers M1, 2910-T1	825	J4C	---	---	.035
18MM HEADS					
Compactors	564	D16J	---	---	.025
Concrete Screeds, Power Trowels	564	D16J	---	---	.025
Generators, Alternators, Vibrators	564	D16J	---	---	.025
7/8"-18 HEADS					
30-550, 2900-T1	518	W18	---	---	.065
BR-5	518	W18	---	---	.060
SMITH-MOBILE					
Concrete Mixers	511	J11C	---	---	.025
SMITHWELL					
WELDERS					
All Other Models	525	25	---	---	.025
G-2	518	W18	---	---	.025
SNOGO					
SNOW REMOVERS					
FLMU, MTR	510	W10	---	---	.025
LTR And All Others	569	W14	---	---	.025



Model/Engine	Copper Plus®		Alternate Plug		Gap
	Stk #	Plug Type	Stk #	Plug Type	
SOUTH BEND					
w/Cont. Engs.	541	RD16	516	D16	.025
w/Wisconsin Engs.	541	RD16	516	D16	.025
SPEARS-WELLS					
w/B&S Engs.	868	RJ19LM	861	J19LM	.030
w/Cont. Y-112	541	RD16	516	D16	.025
w/Ford 6 Cyl. & V-8 (14mm Heads)	538	RH8C	587	H8C	.025
w/Ford 6 Cyl. & V-8 (18mm Heads)	129	RF10C	---	---	.025
w/Hercules WXLC-3 (14mm Heads)	871	RJ8C	841	J8C	.025
w/Hercules WXLC-3 (7/8"-18 Heads)	510	W10	---	---	.025
w/IHC U-1, U-2A	514	D14	---	---	.025
w/Wisconsin Engs.	541	RD16	516	D16	.025
SPERRY-NEW HOLLAND					
LOADERS					
1982 L775	322	RN11YC4	302	N11YC	.025
1982 L779	129	RF10C	---	---	.025
1982-75 L35, 225, 425, 445	541	RD16	516	D16	.025
1982-79 L325, 778	854	RH10C	844	H10C	.025
1984 L250	401	RS12YC	---	---	.025
SPRAY KOTE					
Asphalt Sprayers	840	RCJ8	843	CJ8	.025
STANCO					
w/Ford 262 cid Engs.	129	RF10C	---	---	.025
STERLING					
EARTH BORERS					
1955-on 6-Cyl. Engs.	409	RF9YC	---	---	.025
1955-on 8-Cyl. Engs.	22	RF11YC	---	---	.025
STONE					
COMPACTION EQUIP.					
w/B&S 5 h.p.	868	RJ19LM	861	J19LM	.030
w/Chrysler Engs.	871	RJ8C	841	J8C	.025
w/Honda 5 h.p. OHV	415	RN9YC	300	N9YC	.030
w/Honda 8, 9 & 11 h.p. OHV	322	RN11YC4	302	N11YC	.030
w/Kohler 20 h.p. (Twin)	25	RV17YC	---	---	.025
w/Kohler 8 h.p.	854	RH10C	844	H10C	.030
w/Robin 4.6 h.p.	415	RN9YC	300	N9YC	.025
w/Robin 7.5 h.p.	929	RL95YC	---	---	.025
w/Robin EY21W	871	RJ8C	841	J8C	.025
STOW					
COMPACTION EQUIP., CONCRETE SAWS & MIXERS					
w/B&S 16 h.p. Vanguard (V-Twin)	431	RC14YC	---	---	.030
w/B&S 3.5, 5, 7, 8 & 10 h.p.	868	RJ19LM	861	J19LM	.030
w/B&S 9 h.p. Vanguard	71	RC12YC	---	---	.030
w/Honda 4, 5.5 & 8, 9, 11 & 13 h.p. OHV	322	RN11YC4	302	N11YC	.030
w/Kohler 8, 12, 14 & 16 h.p.	854	RH10C	844	H10C	.030
w/Robin 1.5 h.p.	846	CJ14	---	---	.025
w/Robin 2.5 h.p.	931	QL82C	811	L82C	.025
w/Robin 3 h.p.	592	RJ12C	---	---	.025
w/Robin 3.3, 4 & 11 h.p.	933	QL86C	306	L86C	.025
w/Robin 4.6 h.p.	415	RN9YC	300	N9YC	.025
w/Robin 7.5 h.p.	929	RL95YC	---	---	.025
w/Wisconsin 65 h.p.	404	RN12YC	38	N12YC	.030
w/Wisconsin 9.2, 18 & 35 h.p.	541	RD16	516	D16	.025



Model/Engine	Copper Plus®		Alternate Plug		Gap
	Stk #	Plug Type	Stk #	Plug Type	
SWEEPSTER					
C-36 Power Broom w/B&S Engs.	868	RJ19LM	861	J19LM	.030
TP-60 Street Sweeper w/Wisconsin Engs.	541	RD16	516	D16	.025
SYNTRON					
VIBRATORS					
w/Own PB-51	541	RD16	516	D16	.025
w/Own PB-55, RD-55	514	D14	---	---	.025
w/Wisconsin AKN, AKS, BKN	541	RD16	516	D16	.025
TAMPO					
HC	541	RD16	516	D16	.025
w/Chrysler Ind. 6A	102	RJ6C	823	J6C	.025
w/Oliver Ind. 66, Super 66, Super 88	514	D14	---	---	.025
TARGET					
CONCRETE & CUT-OFF SAWS, GROOVERS, & SCARIFIERS					
Super Quickie w/2-Cycle Engs.	404	RN12YC	38	N12YC	.030
w/B&S 16 h.p. Vanguard (V-Twin)	431	RC14YC	---	---	.030
w/B&S 9 h.p. Vanguard	71	RC12YC	---	---	.030
w/Honda 2.2 h.p.	846	CJ14	---	---	.030
w/Honda 5.5, 8 & 13 h.p. OHV	322	RN11YC4	302	N11YC	.030
w/Kohler 14 h.p. OHV	71	RC12YC	---	---	.030
w/Kohler 20 h.p. (Twin)	25	RV17YC	---	---	.025
w/Kohler 8, 14 & 16 h.p.	854	RH10C	844	H10C	.030
w/McCulloch 795L	871	RJ8C	841	J8C	.025
w/Wisconsin 2, 3.5 & 7.5 h.p.	934	QL87YC	312	L87YC	.025
w/Wisconsin 5 h.p.	933	QL86C	306	L86C	.025
w/Wisconsin 65 h.p.	404	RN12YC	38	N12YC	.030
w/Wisconsin 9, 18, 35 & 37 h.p.	541	RD16	516	D16	.030
TENNANT					
FLOOR CLEANERS					
36 14mm Heads	854	RH10C	844	H10C	.025
36 18mm Heads	541	RD16	516	D16	.025
42JS	871	RJ8C	841	J8C	.025
86, 86DP, 90	541	RD16	516	D16	.025
8GLP/DP, 90LP	509	D9	---	---	.025
C, G, J, K, K4, L	541	RD16	516	D16	.025
T100	102	RJ6C	823	J6C	.025
w/Ford 4-cyl. engs.	304	RS9YC	---	---	.035
TERRAMITE					
BACKHOE LOADER					
T5 w/B&S 18 h.p. (Twin)	868	RJ19LM	861	J19LM	.030
T5 w/B&S Engs. (Single)	868	RJ19LM	861	J19LM	.030
w/B&S 20 h.p. Vanguard (V-Twin)	431	RC14YC	---	---	.030
w/Honda 20 h.p. (V-Twin)	322	RN11YC4	302	N11YC	.030
w/Kohler 20 h.p. (Twin)	25	RV17YC	---	---	.025
w/Kohler 20 h.p. (V-Twin)	71	RC12YC	---	---	.030
ROLLER SCREEDS					
w/B&S 18 h.p Vanguard	431	RC14YC	---	---	.030
w/Honda 4 h.p.	322	RN11YC4	302	N11YC	.030
THEW					
14MM HEADS					
L40, L80 (Gasoline)	871	RJ8C	841	J8C	.025
MC104, MC110, SP110	854	RH10C	844	H10C	.025
MC254, MC254W Carrier, TL20	102	RJ6C	823	J6C	.025
MC254, MC254W	871	RJ8C	841	J8C	.025
MC415W, MC424, MC424W, MC425, MC524	840	RCJ8	843	CJ8	.025
MC504, MC504W Carrier	538	RH8C	587	H8C	.025
MC524, MC530 w/Waukesha Engs. 145GKB	854	RH10C	844	H10C	.025
MC875, TSP875	592	RJ12C	---	---	.025
SP254, SP254W, SP424 Turntable	592	RJ12C	---	---	.025



Model/Engine	Copper Plus®		Alternate Plug		Gap
	Stk #	Plug Type	Stk #	Plug Type	
THEW (cont)					
14MM HEADS (cont)					
SP424	840	RCJ8	843	CJ8	.025
SP524 Turntable Cat. D-318	840	RCJ8	843	CJ8	.025
w/Waukesha 140GK, 140GZB	854	RH10C	844	H10C	.025
w/Waukesha 817G, 135GZ, 150GZ, 195GZ	592	RJ12C	---	---	.025
18MM HEADS					
L30, L69, L70, L78, L80, L82	555	UD16	---	---	.025
L80, L81, L87 Diesel	597	K97F	---	---	.020
MC254, MS254W, SP254, SP254W	555	UD16	---	---	.025
MC414 Carrier	555	UD16	---	---	.025
MC414 Turntable	514	D14	---	---	.025
MC424, MC424W, SP242 Turntable	555	UD16	---	---	.025
MC504, MC504W Carrier	593	RD18Y	549	D18Y	.025
ML-153, ML-309	555	UD16	---	---	.025
SP254W Turntable, SP414	555	UD16	---	---	.025
TL20	541	RD16	516	D16	.025
w/Cont. 6427	541	RD16	516	D16	.025
w/Waukesha 140GK	593	RD18Y	549	D18Y	.025
w/Waukesha SRKR	569	W14	---	---	.025
THOMAS					
Paint Sprayer	840	RCJ8	843	CJ8	.025
THOR POWER TOOLS					
Screeds, Trowels	871	RJ8C	841	J8C	.025
Tampers	854	RH10C	844	H10C	.025
Vibrators 14mm Heads	871	RJ8C	841	J8C	.025
Vibrators 18mm Heads	541	RD16	516	D16	.025
TRACTO-LOADER					
A-C, W-201, WD, W-226	871	RJ8C	841	J8C	.025
A-CB, B-125, WF	592	RJ12C	---	---	.025
TROJAN					
114, 134, LH75, LCM100, LT400	871	RJ8C	841	J8C	.030
124, 134A, 154, 164, 164A, 204, 204A	102	RJ6C	823	J6C	.025
TROWBRIDGE					
Conveyors	541	RD16	516	D16	.025
U-CART					
CONCRETE MIXERS					
w/Honda 8 h.p. OHV	322	RN11YC4	302	N11YC	.030
UNIT CRANE & SHOVEL					
w/Cont. B-247, F-245	541	RD16	516	D16	.025
w/GM V-6 351 cid Eng.	322	RN11YC4	302	N11YC	.030
UNIVERSAL					
All Models	569	W14	---	---	.025
VIBRO-TAMPER					
w/Ford 6-Cyl. Eng.	538	RH8C	587	H8C	.025
VIKING					
CONVEYORS					
w/Wisconsin Eng.	541	RD16	516	D16	.025
WACKER					
B3000, B5000	868	RJ19LM	861	J19LM	.030
BHF30S Breaker	830	RL86C	---	---	.025
BPS2550A	806	L92YC	---	---	.035
BPU2440A, BPU2950A, BPU3345A	415	RN9YC	300	N9YC	.030
BS45Y, BS60Y, BS62Y, BS65Y, BS105Y, BS700	830	RL86C	---	---	.025
BTS9, BTS10, BTS11, BTS12, BTS13, BTS14	859	RCJ7Y	853	CJ7Y	.020
CT36A, CT48A	322	RN11YC4	302	N11YC	.030
CT36B, CT46B	868	RJ19LM	861	J19LM	.030



Model/Engine	Copper Plus®		Alternate Plug		Gap
	Stk #	Plug Type	Stk #	Plug Type	
WACKER (cont)					
G2400E, G3000E, G4000E, G5000E	871	RJ8C	841	J8C	.025
G6000E, GH3500E	933	QL86C	306	L86C	.025
GVR75Y, GVR100, GVR151, GVR220Y	533	UJ11G	---	---	.040
RD880V	431	RC14YC	---	---	.030
RS800A, RSS800A, W74A	322	RN11YC4	302	N11YC	.030
VPG100K, VPK1350, BPS2660B	871	RJ8C	841	J8C	.025
VPG155/160B, VPB1960, VPB1750	840	RCJ8	843	CJ8	.030
VPG160A, VPA1340, VPA1350, VPA1740	415	RN9YC	300	N9YC	.030
VPG160R, VPR1340, VPR1350, VPR1740	840	RCJ8	843	CJ8	.025
VPG1750, BPS2550R, BPU3345R	933	QL86C	306	L86C	.025
w/B&S 16 h.p. Vanguard (V-Twin)	431	RC14YC	---	---	.030
w/B&S 5 & 8 h.p.	868	RJ19LM	861	J19LM	.030
w/Honda 5.5, 8 & 11 h.p.	322	RN11YC4	302	N11YC	.030
w/Wacker WM 80 Eng.	830	RL86C	---	---	.025
WAGNER					
Scoopmobile	592	RJ12C	---	---	.035
Towermobile	854	RH10C	844	H10C	.025
WALDON					
5000, 5200 w/IHC 172GF	526	RD15Y	---	---	.025
5000, 5200 w/Wisconsin 37 h.p.	564	D16J	---	---	.025
5000, 5200 w/Wisconsin 65 h.p.	404	RN12YC	38	N12YC	.025
5000, 5200, 6000 w/Ford 172 cid	854	RH10C	844	H10C	.025
WAYNE					
CRANES					
70 w/Cont. Eng.	541	RD16	516	D16	.025
70 w/Waukesha Eng.	854	RH10C	844	H10C	.025
All 14mm Heads	854	RH10C	844	H10C	.025
All 7/8"-18 Heads	569	W14	---	---	.025
Haybaler 350	541	RD16	516	D16	.025
w/Buda Eng. 14mm Heads	854	RH10C	844	H10C	.025
w/Buda Eng. 18mm Heads	509	D9	---	---	.025
w/Buda Eng. 7/8"-18 Heads	561	W16Y	---	---	.025
w/Ford Eng.	538	RH8C	587	H8C	.025
w/Hercules JXD, JX4D, RXC	871	RJ8C	841	J8C	.025
w/Waukesha SRK	569	W14	---	---	.025
w/Wisconsin Eng.	541	RD16	516	D16	.025
WHIRLER-GLIDE					
2-63, 2-63-15 w/232 cid Eng.	541	RD16	516	D16	.025
2-63FL w/225 cid Eng.	404	RN12YC	38	N12YC	.025
2-63L, 2-63FL w/232 cid Eng.	541	RD16	516	D16	.025
AG 18mm Heads	541	RD16	516	D16	.025
DG, HG 14mm Heads	102	RJ6C	823	J6C	.025
OC12 BGS	592	RJ12C	---	---	.025
OC3, OC4 (Distillate)	868	RJ19LM	861	J19LM	.025
OC3, OC4 (Gasoline)	592	RJ12C	---	---	.025
OC4G 14mm Heads	102	RJ6C	823	J6C	.025
OC6	541	RD16	516	D16	.025
WHITE					
2-63-15 w/White Eng.	555	UD16	---	---	.025
2-63-FL w/Chrysler Eng.	404	RN12YC	38	N12YC	.025
2-63-FL w/White Eng.	555	UD16	---	---	.025
L-12, T-2	555	UD16	---	---	.025
L-6, L-20 Asphalt Plants	555	UD16	---	---	.025
L-8, T-1	871	RJ8C	841	J8C	.025
M-12, M-13 Vibrators	555	UD16	---	---	.025
M-8, M-9 Vibrators	868	RJ19LM	861	J19LM	.025
w/B&S Eng. 14mm Heads	868	RJ19LM	861	J19LM	.030
w/B&S Eng. 18mm Heads	555	UD16	---	---	.025
w/Cont. F-226, M271	555	UD16	---	---	.025
w/Wisconsin ACN, BKN, S7D, VH4	555	UD16	---	---	.025



Model/Engine	Copper Plus®		Alternate Plug		Gap
	Stk #	Plug Type	Stk #	Plug Type	
WHITE (cont)					
CRAWLERS					
AG, AG6	555	UD16	---	---	.025
BGS, OC-3, OC-4, OC-12	871	RJ8C	841	J8C	.025
DG, HG 14mm Heads	102	RJ6C	823	J6C	.025
DG, HG 7/8"-18 Heads	569	W14	---	---	.025
OC-4-3G	102	RJ6C	823	J6C	.025
OC-6	514	D14	---	---	.025
WHITEMAN					
CONCRETE FINISHERS					
Concrete Pumps	404	RN12YC	38	N12YC	.030
Power Buggys w/Wisconsin Engs.	564	D16J	---	---	.025
w/B&S 16 & 18 h.p. Vanguard (V-Twin)	431	RC14YC	---	---	.030
w/B&S 3, 5, 7 & 8 h.p.	868	RJ19LM	861	J19LM	.030
w/B&S 31 h.p. 3-Cyl. (Liquid Cooled)	71	RC12YC	---	---	.030
w/Gladden 75	871	RJ8C	841	J8C	.025
w/Honda 5 h.p. OHV	415	RN9YC	300	N9YC	.030
w/Honda 8 & 11 h.p. OHV	322	RN11YC4	302	N11YC	.030
w/Kohler 20 & 25 h.p. (V-Twin)	71	RC12YC	---	---	.030
w/Kohler 20 h.p. (Twin)	25	RV17YC	---	---	.025
w/Onan 24 h.p. (Twin)	909	RS17YX	---	---	.025
w/Robin EY27	933	QL86C	306	L86C	.025
w/Wisconsin 11 h.p.	929	RL95YC	---	---	.025
w/Wisconsin 4.6 h.p.	933	QL86C	306	L86C	.025
w/Wisconsin 7.5 h.p.	934	QL87YC	312	L87YC	.025
w/Wisconsin AKN & BKN	541	RD16	516	D16	.025
WINK					
Earth Drills	931	QL82C	811	L82C	.025
WORTHINGTON					
TRUCK MIXERS					
All Models	871	RJ8C	841	J8C	.025



COMMERCIAL, STATIONARY, & GAS ENGINE APPLICATIONS

MOTEURS COMMERCIAUX, STATIONNAIRES ET À ESSENCE
MOTORES COMERCIALES, FIJOS Y DE GASOLINA



Model/Engine	UN-SHIELDED				SHIELDED						GAP
	Premium Long Life		Copper Plus®		Premium 3/4"-20		Copper Plus® 3/4"-20		Integral Coil Type 13/16"-20		
	Stk #	Plug Type	Stk #	Plug Type	Stk #	Plug Type	Stk #	Plug Type	Stk #	Plug Type	
ABC											
WASHING MACHINES											
All Models	---	---	569	W14	---	---	---	---	---	---	.025
AJAX											
(COOPER ENERGY SERVICES)											
6-1/2x8CMA, EA30	---	---	589	W89D	---	---	---	---	---	---	.030
7-1/4x8CMA, E30, 7-1/2x10CMA, E42	---	---	589	W89D	---	---	---	---	---	---	.030
CMA, C30, 7-1/2x10, CMA, EA22 6-1/2x8	---	---	569	W14	---	---	---	---	---	---	.030
DP115, DP125 13-1/4x16	---	---	518	W18	---	---	---	---	---	---	.030
DP160, DPC160 11x14	---	---	518	W18	---	---	---	---	---	---	.030
DP165, DP300, DP325 15x16	---	---	518	W18	---	---	---	---	---	---	.030
DP230, DP250 13-1/4x16	---	---	518	W18	---	---	---	---	---	---	.030
DP60, DPC60, DPC120 9-1/2x12	---	---	518	W18	---	---	---	---	---	---	.030
DP80, DPC80 11x14	---	---	518	W18	---	---	---	---	---	---	.030
DPC115, DPC140 13-1/4x16	---	---	518	W18	---	---	---	---	---	---	.030
DPC162, DPC180, DPC300 15x16	---	---	518	W18	---	---	---	---	---	---	.030
DPC180LE, DPC360LE Main Chamber	---	---	518	W18	---	---	---	---	---	---	.030
DPC180LE, DPC360LE Pre Chamber	582 1207	RW82P RW80PP	510 545	W10 W85N	1204	RHW80PP	532	RHW80N	638	RTW80N	.015
DPC230, DPC280 13-1/4x16	---	---	518	W18	---	---	---	---	---	---	.030
DPC360, DPC540 15x16	---	---	518	W18	---	---	---	---	---	---	.030
DPC600, DPC800	---	---	518	W18	---	---	---	---	---	---	.030
DPC600LE, DPC800LE Main Chamber	---	---	518	W18	---	---	---	---	---	---	.030
DPC600LE, DPC800LE Pre Chamber	582 1207	RW82P RW80PP	510 545	W10 W85N	1204	RHW80PP	532	RHW80N	638	RTW80N	.015
DPC81 10-1/2x12, DPC105 12x14	---	---	518	W18	---	---	---	---	---	---	.030
E15 5-1/4x8, E42, C40, C42 8-1/2x10	---	---	569	W14	---	---	---	---	---	---	.030
WL, EA15 5x6-1/2	---	---	569	W14	---	---	---	---	---	---	.030
ALLIS-CHALMERS											
GASOLINE											
G-138, G-149, G-160, 14 Power Units	---	---	841 871	J8C RJ8C	---	---	---	---	---	---	.025
G-226 3/8" Reach	---	---	841 871	J8C RJ8C	---	---	---	---	---	---	.030
G-226, G-262 3/4" Reach	---	---	120 123	N5C RN5C	575	RHN79G	---	---	540 1232	RTN79G RTN79WYP	.025
P-1879, PC-1879, PC-2505, PCS-2505	---	---	509	D9	---	---	---	---	---	---	.025
LOW GRADE FUEL											
G-226 3/4" Reach	---	---	405	RN14YC	---	---	---	---	---	---	.030
G-226, W-201 3/8" Reach	---	---	511 592	J11C RJ12C	---	---	---	---	---	---	.030
NATURAL & LP GAS											
G-138, G-149, 14 Power Units	---	---	102 823	RJ6C J6C	---	---	---	---	---	---	.020
G-160	---	---	825	J4C	---	---	---	---	---	---	.020
G-226 3/8" Reach	---	---	102 823	RJ6C J6C	---	---	---	---	---	---	.020
G-226, G-262 3/4" Reach	---	---	805 818	N2C RN2C	575	RHN79G	---	---	540 1232	RTN79G RTN79WYP	.020



Model/Engine	UN-SHIELDED				SHIELDED						GAP
	Premium Long Life		Copper Plus®		Premium 3/4"-20		Copper Plus® 3/4"-20		Integral Coil Type 13/16"-20		
	Stk #	Plug Type	Stk #	Plug Type	Stk #	Plug Type	Stk #	Plug Type	Stk #	Plug Type	
AMERICAN MOTORS											
232, 258 cid 6-Cyl.	---	---	38 404	N12YC RN12YC	---	---	---	---	---	---	.025
304, 360 cid V-8	---	---	38 404	N12YC RN12YC	---	---	---	---	---	---	.025
ARIEL											
JGS-1 High Tension	530	RN79G	---	---	---	---	---	---	540 575 1232	RTN79G RHN79G RTN79WYP	.012
JGS-1 Low Tension	---	---	---	---	---	---	---	---	540 575 1232	RTN79G RHN79G RTN79WYP	.012
ARROW											
C46, C66, C96, C106, C255	---	---	502 543	D21 D89D	---	---	---	---	---	---	.025
C96, C106, C255	---	---	502	D21	---	---	---	---	---	---	.025
L-333, L-795, L-1770, L-2165, F-208	---	---	589	W89D	---	---	---	---	---	---	.025
VRG220, VRG330	530	RN79G	---	---	575 1228 1229	RHN79G EP3RCWYP15-1 EP8RCWYP15-2	---	---	540 1232	RTN79G RTN79WYP	.015
VRG220, VRG330	---	---	120 123	N5C RN5C	---	---	---	---	---	---	.020
Y-12, Y-18, Y-24, Y-33	---	---	405	RN14YC	---	---	---	---	---	---	.030
BARTON											
WASHING MACHINES											
All Models	---	---	841 871	J8C RJ8C	---	---	---	---	---	---	.025
BAUDOUIIN											
6 or 12 P15.2	---	---	685	S59YC	---	---	---	---	---	---	.020
BERNARD											
All Models	1224	RL85G	---	---	551	RHL79G	---	---	556	RTL85G	.015
All Models	---	---	306 830	L86C RL86C	---	---	---	---	---	---	.025
BUDA											
See Allis-Chalmers											
CASE											
188G, 301G, 377G Gasoline	---	---	516 555	D16 UD16	---	---	---	---	---	---	.025
188G, 301G, 377G Natural & LP Gas	217 233	RM77PP RM82WPCC	---	---	---	---	---	---	---	---	.012
188G, 301G, 377G Natural & LP Gas	---	---	519	RM77N	222 236	RHM78PP RHM78WPC	234	RHM78N	223 1201	RTM77PP RTM78N	.015
A284, A377, 159G Gasoline	---	---	516 555	D16 UD16	---	---	---	---	---	---	.025
A284, A377, 159G Natural & LP Gas	217 233	RM77PP RM82WPCC	---	---	---	---	---	---	---	---	.012
A284, A377, 159G Natural & LP Gas	---	---	519	RM77N	222 236	RHM78PP RHM78WPC	234	RHM78N	223 1201	RTM77PP RTM78N	.015
CATERPILLAR											
NATURAL GAS											
3306, G333 1/2" Reach	1224	RL85G	535	RL15B	551	RHL79G	---	---	556	RTL85G	.015
3306, G333 3/4" Reach, G343, G3304	530	RN79G	---	---	575 1228 1229	RHN79G EP3RCWYP15-1 EP8RCWYP15-2	---	---	1232 540	RTN79WYP RTN79G	.015



COMMERCIAL, STATIONARY, & GAS ENGINE APPLICATIONS

MOTEURS COMMERCIAUX, STATIONNAIRES ET À ESSENCE
MOTORES COMERCIALES, FIJOS Y DE GASOLINA



Model/Engine	UN-SHIELDED				SHIELDED						GAP
	Premium Long Life		Copper Plus®		Premium 3/4"-20		Copper Plus® 3/4"-20		Integral Coil Type 13/16"-20		
	Stk #	Plug Type	Stk #	Plug Type	Stk #	Plug Type	Stk #	Plug Type	Stk #	Plug Type	
CATERPILLAR (cont)											
NATURAL GAS (cont)											
G3400 Series	530	RN79G	---	---	575 1228 1229	RHN79G EP3RCWYP15-1 EP8RCWYP15-2	---	---	1232 540	RTN79WYP RTN79G	.015
G342, G353, G375, G379	1224	RL85G	535	RL15B	551	RHL79G	---	---	556	RTL85G	.015
G3500 Series	634 636	RB77WPCC RB77WPC	237 643	RB77CC RB75N	---	---	624	RHB81N	235	RTB77WPCC	.011
G3500 Series	---	---	---	---	---	---	---	---	---	---	.012
G3600 Series (Sensor Plug) Bulbos	---	---	1211	FI21511	---	---	---	---	---	---	
G3600 Series (Sensor Plug)	---	---	227	FI21505	---	---	---	---	---	---	
G3600 Series	634 636	RB77WPCC RB77WPC	237 643	RB77CC RB75N	---	---	624	RHB81N	235	RTB77WPCC	.011
G3600 Series	---	---	---	---	---	---	---	---	---	---	.012
G397, G398, G399	1224	RL85G	535	RL15B	551	RHL79G	---	---	556	RTL85G	.015
STARTING ENGINES FOR DIESELS											
14mm Heads											
D320, D339, D342, D343, D353	---	---	58	RJ18YC	---	---	---	---	---	---	.030
D330, D333	---	---	10 14	J12YC RJ12YC	---	---	---	---	---	---	.030
D375, D379, D397, D398, D4600	---	---	58	RJ18YC	---	---	---	---	---	---	.030
18mm Heads											
D320, D326, D337	---	---	516 555	D16 UD16	---	---	---	---	---	---	.025
D339, D342, D343, D353	---	---	516 555	D16 UD16	---	---	---	---	---	---	.025
D375, D379, D397, D398	---	---	516 555	D16 UD16	---	---	---	---	---	---	.025
CHRYSLER											
GASOLINE											
Light Service											
1976-75 H225, HB-225	---	---	406	RV12YC	---	---	---	---	---	---	.035
H440	---	---	63	RJ14YC	---	---	---	---	---	---	.035
IND54	---	---	58	RJ18YC	---	---	---	---	---	---	.035
LH318, H170, HB170	---	---	38 404	N12YC RN12YC	---	---	---	---	---	---	.035
Thru 1974 H225, HB-225	---	---	38 404	N12YC RN12YC	---	---	---	---	---	---	.035
Normal Service											
1975-73 440-3 (Motor Home)	---	---	400	RV9YC	---	---	---	---	---	---	.035
1976-75 H225, HB-225	---	---	406	RV12YC	---	---	---	---	---	---	.035
1978 H105	---	---	300 415	N9YC RN9YC	---	---	---	---	---	---	.025
1978-77 HB225	---	---	406	RV12YC	---	---	---	---	---	---	.035
1978-77 L360, LH360	---	---	38 404	N12YC RN12YC	---	---	---	---	---	---	.035
1978-77 LH318	---	---	302 322	N11YC RN11YC4	---	---	---	---	---	---	.035
H273	---	---	38 404	N12YC RN12YC	---	---	---	---	---	---	.035
H318, HB318, HC318, HT318	---	---	10 14	J12YC RJ12YC	---	---	---	---	---	---	.035
H361, H383, H413, HA318	---	---	63	RJ14YC	---	---	---	---	---	---	.035
H440	---	---	10 14	J12YC RJ12YC	---	---	---	---	---	---	.035
HB361, HB383, HC361, HT361	530	RN79G	120 123	N5C RN5C	575	RHN79G	---	---	1232 540	RTN79WYP RTN79G	.020



Model/Engine	UN-SHIELDED				SHIELDED						GAP
	Premium Long Life		Copper Plus®		Premium 3/4"-20		Copper Plus® 3/4"-20		Integral Coil Type 13/16"-20		
	Stk #	Plug Type	Stk #	Plug Type	Stk #	Plug Type	Stk #	Plug Type	Stk #	Plug Type	
CHRYSLER (cont)											
GASOLINE (cont)											
Normal Service (cont)											
HB413, HC413, HB170	530	RN79G	120 123	N5C RN5C	575	RHN79G	---	---	1232 540	RTN79WYP RTN79G	.020
HT413, HB426, HC426, H170	530	RN79G	120 123	N5C RN5C	575	RHN79G	---	---	1232 540	RTN79WYP RTN79G	.020
IND12A, IND19B, IND52	---	---	841 871	J8C RJ8C	---	---	---	---	---	---	.035
IND14, IND14A, IND15, IND15A	---	---	511 592	J11C RJ12C	---	---	---	---	---	---	.035
IND16A, IND 18A, IND19A, IND20A	---	---	511 592	J11C RJ12C	---	---	---	---	---	---	.035
IND23A, IND24A	---	---	504	N21	---	---	---	---	---	---	.035
IND30, IND38, IND908A, IND931	---	---	511 592	J11C RJ12C	---	---	---	---	---	---	.035
IND31, IND32, IND33	---	---	511 592	J11C RJ12C	---	---	---	---	---	---	.035
IND53, IND56, IND56A	530	RN79G	120 123	N5C RN5C	575	RHN79G	---	---	1232 540	RTN79WYP RTN79G	.020
IND54	---	---	102 823	RJ6C J6C	---	---	---	---	---	---	.035
IND5A, IND6A, IND7A	---	---	511 592	J11C RJ12C	---	---	---	---	---	---	.035
IND8A, IND13, IND13A	---	---	511 592	J11C RJ12C	---	---	---	---	---	---	.035
LH318	---	---	302 322	N11YC RN11YC4	---	---	---	---	---	---	.035
LT318	---	---	129	RF10C	---	---	---	---	---	---	.035
Thru 1974 H225, HB-225	530	RN79G	120 123	N5C RN5C	575	RHN79G	---	---	1232 540	RTN79WYP RTN79G	.020
Severe Service											
H440	---	---	10 14	J12YC RJ12YC	---	---	---	---	---	---	.035
IND56, IND56A, LH318	530	RN79G	120 123	N5C RN5C	575	RHN79G	---	---	1232 540	RTN79WYP RTN79G	.020
NATURAL & LP GAS											
1977 HB225	---	---	406	RV12YC	---	---	---	---	---	---	.020
H170, HB170, H225, HB225	530	RN79G	120 123	N5C RN5C	575	RHN79G	---	---	540 1232	RTN79G RTN79WYP	.020
H318, HB318, HC318, HT318	---	---	10 14	J12YC RJ12YC	---	---	---	---	---	---	.020
H361, H383, H413, HA318	---	---	63	RJ14YC	---	---	---	---	---	---	.020
HB361, HB383, HC361, HT361	530	RN79G	805 818	N2C RN2C	575	RHN79G	---	---	540 1232	RTN79G RTN79WYP	.020
HB413, HC413, HT413, HB426, HC426	530	RN79G	805 818	N2C RN2C	575	RHN79G	---	---	540 1232	RTN79G RTN79WYP	.020
IND13A, IND14, IND13A, IND14A, IND15	---	---	841 871	J8C RJ8C	---	---	---	---	---	---	.020
IND15A, IND16A, IND30, IND31, IND32	---	---	841 871	J8C RJ8C	---	---	---	---	---	---	.020
IND33, IND38, IND908A, IND931	---	---	841 871	J8C RJ8C	---	---	---	---	---	---	.020
IND5A, IND6A, IND7A, IND8A, IND13	---	---	841 871	J8C RJ8C	---	---	---	---	---	---	.020



COMMERCIAL, STATIONARY, & GAS ENGINE APPLICATIONS

MOTEURS COMMERCIAUX, STATIONNAIRES ET À ESSENCE
MOTORES COMERCIALES, FIJOS Y DE GASOLINA



Model/Engine	UN-SHIELDED				SHIELDED							GAP
	Premium Long Life		Copper Plus®		Premium 3/4"-20		Copper Plus® 3/4"-20		Integral Coil Type 13/16"-20			
	Stk #	Plug Type	Stk #	Plug Type	Stk #	Plug Type	Stk #	Plug Type	Stk #	Plug Type		
CLARK												
See Dresser Clark												
CLEVELAND DIESEL												
Model 358	582 1207	RW82P RW80PP	545	W85N	1204	RHW80PP	532	RHW80N	638	RTW80N	.012	
CLIMAX												
GASOLINE												
CE101, CE106, CE264	217 233	RM77PP RM82WPCC	---	---	---	---	---	---	---	---	.012	
CE101, CE106, CE264	---	---	519	RM77N	222 236	RHM78PP RHM78WPC	234	RHM78N	223 1201	RTM77PP RTM78N	.015	
CE46, CE66, CE81, CE96	---	---	514	D14	---	---	---	---	---	---	.025	
R-165 Snowplow Only	---	---	516 555	D16 UD16	---	---	563	XED16	---	---	.025	
V-80, V-85, V-122, V-125 8.2:1 C.R.	---	---	514	D14	---	---	---	---	---	---	.015	
V-80, V-85, V-122, V-125 9.4:1 C.R.	217 233	RM77PP RM82WPCC	---	---	---	---	---	---	---	---	.012	
V-80, V-85, V-122, V-125 9.4:1 C.R.	---	---	519	RM77N	222 236	RHM78PP RHM78WPC	234	RHM78N	223 1201	RTM77PP RTM78N	.015	
CONTINENTAL												
ALL FUELS												
B20, 371, 421, R513, R572, R602	---	---	509	D9	---	---	---	---	---	---	.025	
N56 to 62, N4062, NA82, TS415	---	---	509	D9	---	---	---	---	---	---	.020	
S6749 to 6820, Y69, Y91, Y112	---	---	509	D9	---	---	---	---	---	---	.020	
U501, Z129, 134	---	---	509	D9	---	---	---	---	---	---	.025	
GASOLINE												
Normal Service												
700, 800, 900, 1100, 1200	---	---	841 871	J8C RJ8C	---	---	---	---	---	---	.030	
All Other 14mm Heads	---	---	102 823	RJ6C J6C	---	---	---	---	---	---	.025	
B405, 4124, 4140, 4162, 4163, 6226	---	---	516 555	D16 UD16	---	---	---	---	---	---	.025	
B6244, 6245, 6277, 6371, 6405, 6427	---	---	516 555	D16 UD16	---	---	---	---	---	---	.025	
C46, C66	---	---	543	D89D	---	---	---	---	---	---	.025	
C96, C106, C225	---	---	502	D21	---	---	---	---	---	---	.025	
E223, F124, 135, 140, 162, 163, 186	---	---	516 555	D16 UD16	---	---	---	---	---	---	.025	
F209, 226, 227, 244, 245	---	---	516 555	D16 UD16	---	---	---	---	---	---	.025	
FO6228	---	---	38 404	N12YC RN12YC	---	---	---	---	---	---	.030	
G134, 157, 176, H227, 243, 260	---	---	516 555	D16 UD16	---	---	---	---	---	---	.025	
G193, K6271, 6298, 6330, 6363	---	---	841 871	J8C RJ8C	---	---	---	---	---	---	.025	
G4193	---	---	---	---	---	---	857	RH18Y	---	---	.030	
J382 to 403, T371 to 247	---	---	516 555	D16 UD16	---	---	---	---	---	---	.025	
L478	---	---	825	J4C	---	---	---	---	---	---	.025	
L6478	---	---	102 823	RJ6C J6C	---	---	---	---	---	---	.025	
M6271, 6290, 6330, 6363, OS220	---	---	516 555	D16 UD16	---	---	---	---	---	---	.025	



Model/Engine	UN-SHIELDED				SHIELDED						GAP
	Premium Long Life		Copper Plus®		Premium 3/4"-20		Copper Plus® 3/4"-20		Integral Coil Type 13/16"-20		
	Stk #	Plug Type	Stk #	Plug Type	Stk #	Plug Type	Stk #	Plug Type	Stk #	Plug Type	
CONTINENTAL (cont)											
GASOLINE (cont)											
Normal Service (cont)											
Multi-Tool	---	---	511 592	J11C RJ12C	---	---	---	---	---	---	.025
R11, 14, 17	---	---	312 327	L87YC RL87YC	---	---	---	---	---	---	.025
R6513, 6572, 6602, U6501 14mm Heads	---	---	841 871	J8C RJ8C	---	---	---	---	---	---	.025
R6513, 6572, 6602, U6501 18mm Heads	---	---	516 555	D16 UD16	---	---	---	---	---	---	.025
R688-46, R800-46, R810-46, R839-46	---	---	312 327	L87YC RL87YC	---	---	---	---	---	---	.025
RS542, T6371, 6427, TC56	---	---	516 555	D16 UD16	---	---	---	---	---	---	.025
TM13, 20, 27	---	---	300 415	N9YC RN9YC	---	---	---	---	---	---	.035
TS415, Z134	---	---	509	D9	---	---	---	---	---	---	.025
Y69, Y91, Y112, Y4069, 4091, 4112	---	---	516 555	D16 UD16	---	---	---	---	---	---	.025
Z105 to 120, ZA120	---	---	516 555	D16 UD16	---	---	---	---	---	---	.025
Severe Service											
F4163, F6227, F6245	---	---	509	D9	---	---	---	---	---	---	.025
NATURAL & LP GAS											
All Other 14mm Heads	---	---	102 823	RJ6C J6C	---	---	---	---	---	---	.020
C46, C66, C96, C106, C255	---	---	543	D89D	---	---	---	---	---	---	.025
E223, F124, 162, 224, 226	---	---	509	D9	---	---	---	---	---	---	.020
G193	---	---	102 823	RJ6C J6C	---	---	---	---	---	---	.020
H280, 277, M271, 290, 330, 363	---	---	509	D9	---	---	---	---	---	---	.020
J382 to 403	---	---	509	D9	---	---	---	---	---	---	.020
S749, T247, 371 to 427	---	---	509	D9	---	---	---	---	---	---	.020
COOPER - BESSEMER											
SHIELDED											
GAW, GMR, GMV, JS	---	---	---	---	578	REW82P	534	REW80N	---	---	.015
GMW, GMX V-250, V-275 5/8" Reach	---	---	---	---	578	REW82P	534	REW80N	---	---	.015
GMWA, GMWC 5/8" Reach	---	---	---	---	578	REW82P	534	REW80N	---	---	.015
GMWA, GMWC, GMW, GMX, V-250, V-275, Z330 1"Rch.	---	---	---	---	---	---	635	RHW78N	---	---	.012
GMXE, GMWH, GMXH, W330 1" Reach	---	---	---	---	---	---	635	RHW78N	---	---	.012
GMXE, GMWH, GMXH, W330 5/8" Reach	---	---	---	---	578	REW82P	534	REW80N	---	---	.015
UNSHIELDED											
'Hope' 18" x 20"	---	---	525	25	---	---	---	---	---	---	.025
ENG, GNG	217 233	RM77PP RM82WPCC	519 529	RM77N D14N	236	RHM78WPCC	222 234	RHM78PP RHM78N	223 1201	RTM77PP RTM78N	.015
GAB, GAF, GAG, GAJ, GAN	---	---	513	C97B	---	---	---	---	---	---	.025
GAO, GAOA, GAR, GAU, GBE, GBE, GBG	---	---	513	C97B	---	---	---	---	---	---	.025
GAS, EN, ENB; 'Hope' 14-3/4" x 16"	---	---	513	C97B	---	---	---	---	---	---	.025
GAW, GMR, GMV, JS	582 1207	RW82P RW80PP	545 553 580	W85N RW80N W80N	1204	RHW80PP	532	RHW80N	638	RTW80N	.015
GBH, GBI, GBK	---	---	518	W18	---	---	---	---	---	---	.025



COMMERCIAL, STATIONARY, & GAS ENGINE APPLICATIONS

MOTEURS COMMERCIAUX, STATIONNAIRES ET À ESSENCE
MOTORES COMERCIALES, FIJOS Y DE GASOLINA



Model/Engine	UN-SHIELDED				SHIELDED						GAP
	Premium Long Life		Copper Plus®		Premium 3/4"-20		Copper Plus® 3/4"-20		Integral Coil Type 13/16"-20		
	Stk #	Plug Type	Stk #	Plug Type	Stk #	Plug Type	Stk #	Plug Type	Stk #	Plug Type	
COOPER - BESSEMER (cont)											
UNSHIELDED (cont)											
GBM thru GBP, GN, GSC, GSD	---	---	518	W18	---	---	---	---	---	---	.025
GDA thru GDS, GHA, GHB, GMD	---	---	513	C97B	---	---	---	---	---	---	.025
GDJ, GMA, GMB, GMC w/G402 Reducing Bushing	217 233	RM77PP RM82WPCC	519 529	RM77N D14N	236	RHM78WPCC	222 234	RHM78PP RHM78N	223 1201	RTM77PP RTM78N	.015
GDT, GFB, GFE, GFK w/G402 Reducing Bushing	217 233	RM77PP RM82WPCC	519 529	RM77N D14N	236	RHM78WPCC	222 234	RHM78PP RHM78N	223 1201	RTM77PP RTM78N	.015
GMG, GMO, GMOA, GRC	---	---	513	C97B	---	---	---	---	---	---	.025
GMVH, LSVB	228	RW77PP	565 631	RW77N RW78N	---	---	635	RHW78N	552	RGC77N	.015
GMW, GMX, V-250, V-275, W330 5/8" Reach	582 1207	RW82P RW80PP	553 580	RW80N W80N	1204	RHW80PP	532	RHW80N	638	RTW80N	.015
GMWA, GMWC, GMW, GMX, V-250, V-275, Z330 1" Reach	228	RW77PP	565 631	RW77N RW78N	---	---	635	RHW78N	552	RGC77N	.012
GMWC, GMWA 5/8" Reach	582 1207	RW82P RW80PP	553 580	RW80N W80N	1204	RHW80PP	532	RHW80N	638	RTW80N	.015
GMXE, GMWH, GMXH 5/8" Reach	582 1207	RW82P RW80PP	553 580	RW80N W80N	1204	RHW80PP	532	RHW80N	638	RTW80N	.015
GMXE, GMWH, GMXH, W330 1" Rch.	228	RW77PP	565 631	RW77N RW78N	---	---	635	RHW78N	552	RGC77N	.012
GS	---	---	555	UD16	---	---	---	---	---	---	.025
LS, LSV 1-1/8"-12 Heads	---	---	598	RS79N	---	---	---	---	---	---	.012
LS, LSV 7/8"-18 Heads	---	---	510 580	W10 W80N	---	---	---	---	---	---	.015
Quad Series	228	RW77PP	565 631	RW77N RW78N	---	---	635	RHW78N	552	RGC77N	.012
Z330 5/8" Reach	582 1207	RW82P RW80PP	553 580	RW80N W80N	1204	RHW80PP	532	RHW80N	638	RTW80N	.015
COOPER ENERGY SERVICES											
See Superior											
CP - CHICAGO PNEUMATIC											
16CPG, RHGB-50	---	---	518	W18	---	---	---	---	---	---	.025
9CPG High Compression	---	---	---	---	---	---	534	REW80N	---	---	.015
9CPG Low Compression	---	---	516 555	D16 UD16	---	---	---	---	---	---	.025
Cat. D13000 And Other 7/8"-18 Heads	---	---	569	W14	---	---	---	---	---	---	.025
CUMMINS											
6B w/230 hp	---	---	---	---	1228 1229	EP3RCWYP15-1 EP8RCWYP15-2	---	---	---	---	.012
6B w/230 hp	1206 1208	RC78WP RC78PYP	1209	RC78YCC15	---	---	---	---	---	---	.017
6B	---	---	2095	---	---	---	---	---	---	---	.020
6C	1206 1208	RC78WP RC78PYP	1209	RC78YCC15	---	---	---	---	---	---	.017
FTA19GC SLB	634 636	RB77WPCC RB77WPC	237 643	RB77CC RB75N	---	---	624	RHB81N	235	RTB77WPCC	.012
G3.9	---	---	---	---	1228 1229	EP3RCWYP15-1 EP8RCWYP15-2	---	---	---	---	.012
G3.9	---	---	1209	RC78YCC15	---	---	---	---	---	---	.015
G3.9	1206 1208	RC78WP RC78PYP	---	---	---	---	---	---	---	---	.017
G5.9e	---	---	---	---	1228 1229	EP3RCWYP15-1 EP8RCWYP15-2	---	---	---	---	.012
G5.9e	---	---	1209	RC78YCC15	---	---	---	---	---	---	.015
G5.9e	1206 1208	RC78WP RC78PYP	---	---	---	---	---	---	---	---	.017



COMMERCIAL, STATIONARY, & GAS ENGINE APPLICATIONS
 MOTEURS COMMERCIAUX, STATIONNAIRES ET À ESSENCE
 MOTORES COMERCIALES, FIJOS Y DE GASOLINA



Model/Engine	UN-SHIELDED				SHIELDED						GAP
	Premium Long Life		Copper Plus®		Premium 3/4"-20		Copper Plus® 3/4"-20		Integral Coil Type 13/16"-20		
	Stk #	Plug Type	Stk #	Plug Type	Stk #	Plug Type	Stk #	Plug Type	Stk #	Plug Type	
CUMMINS (cont)											
G5.9	---	---	---	---	1228	EP3RCWYP15-1	---	---	---	---	.012
					1229	EP8RCWYP15-2					
G5.9	---	---	1209	RC78YCC15	---	---	---	---	---	---	.015
G5.9	1206	RC78WP	---	---	---	---	---	---	---	---	.017
	1208	RC78PYP									
G8.3e	---	---	---	---	1228	EP3RCWYP15-1	---	---	---	---	.012
					1229	EP8RCWYP15-2					
G8.3e	---	---	1209	RC78YCC15	---	---	---	---	---	---	.015
G8.3e	1206	RC78WP	---	---	---	---	---	---	---	---	.017
	1208	RC78PYP									
G8.3	---	---	---	---	1228	EP3RCWYP15-1	---	---	---	---	.012
					1229	EP8RCWYP15-2					
G8.3	---	---	1209	RC78YCC15	---	---	---	---	---	---	.015
G8.3	1206	RC78WP	---	---	---	---	---	---	---	---	.017
	1208	RC78PYP									
G855e	634	RB77WPCC	237	RB77CC	---	---	624	RHB81N	235	RTB77WPCC	.012
	636	RB77WPC	643	RB75N							
G855	634	RB77WPCC	237	RB77CC	---	---	624	RHB81N	235	RTB77WPCC	.012
	636	RB77WPC	643	RB75N							
GNHC-4, GNH-220, GNH-250 1/2" Reach	1224	RL85G	535	RL15B	551	RHL79G	---	---	556	RTL85G	.025
GNHC-4, GNH-220, GNH-250 3/8" Reach	---	---	825	J4C	---	---	---	---	---	---	.025
GTA 8.3	---	---	---	---	1228	EP3RCWYP15-1	---	---	---	---	.012
					1229	EP8RCWYP15-2					
GTA 8.3	---	---	1209	RC78YCC15	---	---	---	---	---	---	.015
GTA 8.3	1206	RC78WP	---	---	---	---	---	---	---	---	.017
	1208	RC78PYP									
GTA8.3 SLB	---	---	---	---	1228	EP3RCWYP15-1	---	---	---	---	.012
					1229	EP8RCWYP15-2					
GTA8.3 SLB	---	---	1209	RC78YCC15	---	---	---	---	---	---	.015
GTA8.3 SLB	1206	RC78WP	---	---	---	---	---	---	---	---	.017
	1208	RC78PYP									
GTA855e	634	RB77WPCC	237	RB77CC	---	---	624	RHB81N	235	RTB77WPCC	.012
	636	RB77WPC	643	RB75N							
GTA855	634	RB77WPCC	237	RB77CC	---	---	624	RHB81N	235	RTB77WPCC	.012
	636	RB77WPC	643	RB75N							
GV-12450, GM-12-525 3/8" Reach	---	---	825	J4C	---	---	---	---	---	---	.025
GV-12450, GV-12-525 1/2" Reach	1224	RL85G	535	RL15B	551	RHL79G	---	---	556	RTL85G	.025
KTA19GC	634	RB77WPCC	237	RB77CC	---	---	624	RHB81N	235	RTB77WPCC	.012
	636	RB77WPC	643	RB75N							
KTA38GC SLB	634	RB77WPCC	237	RB77CC	---	---	624	RHB81N	235	RTB77WPCC	.012
	636	RB77WPC	643	RB75N							
L-10	---	---	---	---	1228	EP3RCWYP15-1	---	---	---	---	.012
					1229	EP8RCWYP15-2					
L-10	219	RC78PYP	---	---	---	---	---	---	---	---	.021
Q19G	634	RB77WPCC	237	RB77CC	---	---	624	RHB81N	235	RTB77WPCC	.012
	636	RB77WPC	643	RB75N							
QSV 81-V16	634	RB77WPCC	237	RB77CC	---	---	624	RHB81N	235	RTB77WPCC	.012
	636	RB77WPC	643	RB75N							
QSV 91-V18	634	RB77WPCC	237	RB77CC	---	---	624	RHB81N	235	RTB77WPCC	.012
	636	RB77WPC	643	RB75N							
ENGINES W/SPECIAL ADAPTER											
No. 173416 5/8" Reach w/N677 Gasket	530	RN79G	805	N2C	575	RHN79G	---	---	540	RTN79G	.025
			818	RN2C					1232	RTN79WYP	
No. 90210035, 90210036 3/4" Reach	530	RN79G	805	N2C	575	RHN79G	---	---	540	RTN79G	.025
			818	RN2C					1232	RTN79WYP	



COMMERCIAL, STATIONARY, & GAS ENGINE APPLICATIONS

MOTEURS COMMERCIAUX, STATIONNAIRES ET À ESSENCE
MOTORES COMERCIALES, FIJOS Y DE GASOLINA



Model/Engine	UN-SHIELDED				SHIELDED						GAP
	Premium Long Life		Copper Plus®		Premium 3/4"-20		Copper Plus® 3/4"-20		Integral Coil Type 13/16"-20		
	Stk #	Plug Type	Stk #	Plug Type	Stk #	Plug Type	Stk #	Plug Type	Stk #	Plug Type	
CUMMINS (cont)											
VHP SERIES											
V-16											
9390G, P9390GSI	217	RM77PP	---	---	---	---	---	---	---	---	.012
DECO-GRAND											
AU7B, DE8	---	---	---	---	---	---	567	XEJ12	---	---	.025
DE2, DE2R, DE3, DE3R, DE7R, DEA8	---	---	841 871	J8C RJ8C	---	---	---	---	---	---	.025
DELAVAL											
1980-69 HV-8, HV-12, HV-16	228	RW77PP	---	---	---	---	---	---	---	---	.012
1980-69 HV-8, HV-12, HV-16	---	---	206 539	RW77N W77N	---	---	577	RHW77N	552	RGC77N	.015
1980-72 HA6, HVA-8	228	RW77PP	---	---	---	---	---	---	---	---	.012
1980-72 HA6, HVA-8	---	---	206 539	RW77N W77N	---	---	577	RHW77N	552	RGC77N	.015
1980-73 HVA-16	228	RW77PP	---	---	---	---	---	---	---	---	.012
1980-73 HVA-16	---	---	206 539	RW77N W77N	---	---	577	RHW77N	552	RGC77N	.015
1980-74 HVA-12	228	RW77PP	---	---	---	---	---	---	---	---	.012
1980-74 HVA-12	---	---	206 539	RW77N W77N	---	---	577	RHW77N	552	RGC77N	.015
DETROIT DIESEL											
30, 40, 50 Series	---	---	---	---	1228 1229	EP3RCWYP15-1 EP8RCWYP15-2	---	---	---	---	.012
30, 40, 50 Series	243 1205	RC78PYP15 RB77WPCC	---	---	---	---	---	---	---	---	.015
DEUTZ MWM											
G620 V-8, TBG616 V-8, TBG616 V-12	242	RB75WPCC	---	---	---	---	---	---	---	---	.012
TBG616K V-8K, TBG616K V-12K, TBG616K V-16K	242	RB75WPCC	---	---	---	---	---	---	---	---	.012
TBG620 V-8, TBG620 V-12, TBG620 V-16	242	RB75WPCC	---	---	---	---	---	---	---	---	.012
TBG620K V-12K, TGB620K V-16K	242	RB75WPCC	---	---	---	---	---	---	---	---	.012
DORMAN											
12S, 12STCWG, 12STCAG, 6PG, 12PG	217 233	RM77PP RM82WPCC	519 529	RM77N D14N	222 236	RHM78PP RHM78WPC	234	RHM78N	223 1201	RTM77PP RTM78N	.015
12SG	217 233	RM77PP RM82WPCC	519 566	RM77N M82N	222 236	RHM78PP RHM78WPC	234	RHM78N	223 1201	RTM77PP RTM78N	.015
3DAG, 4DAG, 6DAG, 6QG, DATG4, 6	530	RN79G	801 880	N3C RN3C	575	RHN79G	---	---	1232 540	RTN79WYP RTN79G	.015
6LEG	1224	RL85G	811 874	L82C RL82C	551	RHL79G	---	---	556	RTL85G	.015
6PG, 12PG	217 233	RM77PP RM82WPCC	519 529	RM77N D14N	222 236	RHM78PP RHM78WPC	234	RHM78N	223 1201	RTM77PP RTM78N	.015
6SEG, 8SEG, 12SEG	530	RN79G	---	---	575	RHN79G	---	---	1232 540	RTN79WYP RTN79G	.015
6SETCWG MinNox	530	RN79G	---	---	575	RHN79G	---	---	1232 540	RTN79WYP RTN79G	.015
6SETCWG	---	---	685	S59YC	---	---	---	---	---	---	.015
DRESSER CLARK											
BA, HBA, HMA, HLA, HRA, MA	582 1207	RW82P RW80PP	545	W85N	1204	RHW80PP	532	RHW80N	638	RTW80N	.012
RA, TRA, TLA, TCV	582 1207	RW82P RW80PP	545	W85N	1204	RHW80PP	532	RHW80N	638	RTW80N	.012
SUPERCHARGED & TURBOCHARGED											



Model/Engine	UN-SHIELDED				SHIELDED						GAP
	Premium Long Life		Copper Plus®		Premium 3/4"-20		Copper Plus® 3/4"-20		Integral Coil Type 13/16"-20		
	Stk #	Plug Type	Stk #	Plug Type	Stk #	Plug Type	Stk #	Plug Type	Stk #	Plug Type	
DRESSER CLARK (cont)											
SUPERCHARGED & TURBOCHARGED (cont)											
HBAT, HLAT, HRAT, TRA, TLA	582 1207	RW82P RW80PP	553 580	RW80N W80N	1204	RHW80PP	532	RHW80N	638	RTW80N	.012
TCVB, TCVC, TVM, VMC	582 1207	RW82P RW80PP	553 580	RW80N W80N	1204	RHW80PP	532	RHW80N	638	RTW80N	.012
TLAB, TLAC, TLAD, TPV, TCVA	582 1207	RW82P RW80PP	553 580	RW80N W80N	1204	RHW80PP	532	RHW80N	638	RTW80N	.012
TVC, HSRA, RAS, TMB	582 1207	RW82P RW80PP	553 580	RW80N W80N	1204	RHW80PP	532	RHW80N	638	RTW80N	.012
DRESSER RAND											
KVG Pulse Chamber Type	582 1207	RW82P RW80PP	559	RW83F	1204	RHW80PP	544	HW83F	645	RTW83F	.012
KVSR, KVSRA, KVSE, KVFS, PKVSE	228	RW77PP	565 631	RW77N RW78N	---	---	635	RHW78N	552	RGC77N	.012
TCV, TCVA, TCVD, TLAD	582 1207	RW82P RW80PP	553 580	RW80N W80N	1204	RHW80PP	532	RHW80N	638	RTW80N	.012
ECHO											
KEH202D, SV2 (Kioritz)	---	---	840 843	RCJ8 CJ8	---	---	---	---	---	---	.025
ENTERPRISE											
GSG-36, 38; GSM-36, 38	226	RB76PP	576	RB76N	---	---	624	RHB81N	235	RTB77WPCC	.012
GSM-36, 38 Unshielded 18mm Heads	226	RB76PP	576	RB76N	---	---	624	RHB81N	235	RTB77WPCC	.012
GSM-36, 38 Unshielded 7/8"-18 Heads	582 1207	RW82P RW80PP	553 580	RW80N W80N	1204	RHW80PP	532	RHW80N	638	RTW80N	.012
HV-8, HV-12, HV-16	228	RW77PP	206 539	RW77N W77N	1204	RHW80PP	577	RHW77N	552	RGC77N	.012
TDSG-36-6-38 Center of Head	582 1207	RW82P RW80PP	553 580	RW80N W80N	1204	RHW80PP	532	RHW80N	638	RTW80N	.012
TDSG-36-6-38 Rear Side Of Head	226	RB76PP	576	RB76N	---	---	624	RHB81N	235	RTB77WPCC	.012
FAIRBANKS MORSE											
38D8-1/8 Series	217 233	RM77PP RM82WPCC	---	---	222 236	RHM78PP RHM78WPC	234	RHM78N	223 1201	RTM77PP RTM78N	.012
38D8-1/8 Series	---	---	571	RM79F	---	---	---	---	---	---	.015
38DS8-1/8, 38F-85, 38FS5-1/4	226	RB76PP	576	RB76N	---	---	624	RHB81N	235	RTB77WPCC	.012
FM-7, FM-12, FM-18, FM-24, FM-36	---	---	589	W89D	---	---	---	---	---	---	.025
ZC, ZC118, ZC208, ZC346	---	---	589	W89D	---	---	---	---	---	---	.025
ZC346, ZC503, ZC739	---	---	589	W89D	---	---	---	---	---	---	.025
FICHTEL-SACHS											
See Sachs											
FORD											
104 cid	---	---	302 322	N11YC RN11YC4	---	---	---	---	---	---	.035
140 cid (2.3L)	---	---	401	RS12YC	---	---	---	---	---	---	.035
144, 170 cid	---	---	22	RF11YC	---	---	---	---	---	---	.035
153 cid (2.5L)	---	---	401	RS12YC	---	---	---	---	---	---	.035
158, 175, 201, 256 cid	530	RN79G	120 123	N5C RN5C	575	RHN79G	---	---	1232 540	RTN79WYP RTN79G	.035
182 cid (3.0L)	---	---	332	RN7YC	---	---	---	---	---	---	.035
200, 240, 250, 262, 292 cid	---	---	129	RF10C	---	---	---	---	---	---	.030
223, 272 cid	---	---	409	RF9YC	---	---	---	---	---	---	.030
300 cid (4.9L)	---	---	22	RF11YC	---	---	---	---	---	---	.030
330, 332, 361, 391, 401 cid	---	---	129	RF10C	---	---	---	---	---	---	.030
460, 429, 351, 302, 370 cid	---	---	406	RV12YC	---	---	---	---	---	---	.035
477 cid 1977 & Up	---	---	106	RZF10	---	---	---	---	---	---	.035



COMMERCIAL, STATIONARY, & GAS ENGINE APPLICATIONS

MOTEURS COMMERCIAUX, STATIONNAIRES ET À ESSENCE
MOTORES COMERCIALES, FIJOS Y DE GASOLINA



Model/Engine	UN-SHIELDED				SHIELDED						GAP
	Premium Long Life		Copper Plus®		Premium 3/4"-20		Copper Plus® 3/4"-20		Integral Coil Type 13/16"-20		
	Stk #	Plug Type	Stk #	Plug Type	Stk #	Plug Type	Stk #	Plug Type	Stk #	Plug Type	
FORD (cont)											
477 cid Thru 1977	---	---	129	RF10C	---	---	---	---	---	---	.035
534 cid 1976 & Up	---	---	106	RZF10	---	---	---	---	---	---	.035
534 cid Thru 1976	---	---	129	RF10C	---	---	---	---	---	---	.030
67 cid (1.1L)	---	---	300	N9YC	---	---	---	---	---	---	.035
	---	---	415	RN9YC	---	---	---	---	---	---	.035
79 cid (1.3L)	---	---	304	RS9YC	---	---	---	---	---	---	.035
91, 120, 134, 172, 192 cid Gasoline	---	---	---	---	---	---	844	H10C	---	---	.025
	---	---	---	---	---	---	854	RH10C	---	---	.025
91, 120, 134, 172, 192 cid LP Gas	---	---	---	---	---	---	538	RH8C	---	---	.020
	---	---	---	---	---	---	587	H8C	---	---	.020
98 cid (1.6L)	---	---	300	N9YC	---	---	---	---	---	---	.035
	---	---	415	RN9YC	---	---	---	---	---	---	.035
CSG 850, CSG 850M-EFI	---	---	406	RV12YC	---	---	---	---	---	---	.035
LSG 875	---	---	406	RV12YC	---	---	---	---	---	---	.035
WSG 858, WSG 858-HO EFI, LSG875	---	---	406	RV12YC	---	---	---	---	---	---	.035
WSG 858, WSG 858-HO	---	---	406	RV12YC	---	---	---	---	---	---	.035
FUJI-ROBIN											
EC-02, EC-02R	---	---	849	CJ6	---	---	---	---	---	---	.025
EC-05, EC-07, FG-14	---	---	306	L86C	---	---	---	---	---	---	.025
	---	---	830	RL86C	551	RHL79G	---	---	556	RTL85G	.025
	---	---	1224	RL85G	---	---	---	---	---	---	.025
EC-10, EY-21	---	---	841	J8C	---	---	---	---	---	---	.030
	---	---	871	RJ8C	---	---	---	---	---	---	.030
EY-13, EY-18, EY-25, EY-33	---	---	306	L86C	---	---	---	---	---	---	.025
	---	---	830	RL86C	551	RHL79G	---	---	556	RTL85G	.025
	---	---	1224	RL85G	---	---	---	---	---	---	.025
EY-27, EY-14, EY-40, EC-16	---	---	306	L86C	---	---	---	---	---	---	.025
	---	---	830	RL86C	551	RHL79G	---	---	556	RTL85G	.025
	---	---	1224	RL85G	---	---	---	---	---	---	.025
EY-44, EY-88, EC-03, EC-04	---	---	306	L86C	---	---	---	---	---	---	.025
	---	---	830	RL86C	551	RHL79G	---	---	556	RTL85G	.025
	---	---	1224	RL85G	---	---	---	---	---	---	.025
Series FA, KB, KD, KE, KH, KM	---	---	841	J8C	---	---	---	---	---	---	.030
	---	---	871	RJ8C	---	---	---	---	---	---	.030
KEROSENE ENGINES											
EY-13, EY-18, EY-25, EY-33, EY-44	---	---	806	L92YC	---	---	---	---	---	---	.025
GEMINI											
G26, G35	1224	RL85G	811	L82C	551	RHL79G	---	---	556	RTL85G	.025
			874	RL82C	---	---	---	---	---	---	.025
GENERAL MOTORS											
16-358HN, 16-358-X	582	RW82P	545	W85N	1204	RHW80PP	532	RHW80N	638	RTW80N	.012
	1207	RW80PP	---	---	---	---	---	---	---	---	.012
305, 351, 401, 478, 702 Gasoline	530	RN79G	104	RN4C	575	RHN79G	---	---	1232	RTN79WYP	.025
			803	N4C	---	---	---	---	540	RTN79G	.025
305, 351, 401, 478, 702 LPG	---	---	801	N3C	575	RHN79G	---	---	1232	RTN79WYP	.020
			880	RN3C	---	---	---	---	540	RTN79G	.020
305, 351, 401, 478, 702 LPG	530	RN79G	---	---	---	---	---	---	---	---	.025
GUASCOR											
FG180, FGLD180, FG240	634	RB77WPCC	237	RB77CC	---	---	624	RHB81N	235	RTB77WPCC	.012
	636	RB77WPC	643	RB75N	---	---	---	---	---	---	.012
FGLD240, FGLD360, FGLD480	634	RB77WPCC	237	RB77CC	---	---	624	RHB81N	235	RTB77WPCC	.012
	636	RB77WPC	643	RB75N	---	---	---	---	---	---	.012
SFGLD 180, SFGLD 240, SFGLD 360, SFGLD 480, SFGLD 560	634	RB77WPCC	237	RB77CC	---	---	624	RHB81N	235	RTB77WPCC	.012
	636	RB77WPC	643	RB75N	---	---	---	---	---	---	.012



Model/Engine	UN-SHIELDED				SHIELDED						GAP
	Premium Long Life		Copper Plus®		Premium 3/4"-20		Copper Plus® 3/4"-20		Integral Coil Type 13/16"-20		
	Stk #	Plug Type	Stk #	Plug Type	Stk #	Plug Type	Stk #	Plug Type	Stk #	Plug Type	
HALL SCOTT											
GASOLINE											
1091-G1 Intake	---	---	502	D21	---	---	---	---	---	---	.025
1091-OS Intake	---	---	516	D16	---	---	---	---	---	---	.025
			555	UD16							
136, 180, 190, 504 Exhaust	---	---	514	D14	---	---	---	---	---	---	.025
151, 152, 165, 167	---	---	569	W14	---	---	---	---	---	---	.025
200-0, 201-0; 400-0 Regular	---	---	514	D14	---	---	---	---	---	---	.025
400-0 Water-Jacketed Exhaust	---	---	509	D9	---	---	---	---	---	---	.025
400-0, 300, 470, 480 Intake	---	---	502	D21	---	---	---	---	---	---	.025
400-0, 470, 480 Sour Gas	---	---	597	K97F	---	---	---	---	---	---	.020
400-0, 470, 480, 6156 Exhaust	---	---	514	D14	---	---	---	---	---	---	.025
440, 2269-0; 1091-OS Exhaust	---	---	514	D14	---	---	---	---	---	---	.025
590 Series	---	---	102	RJ6C	---	---	---	---	---	---	.025
			823	J6C							
6156, FE, G1, G2 Intake	---	---	502	D21	---	---	---	---	---	---	.025
6156-B1, 6182-B1, 1091-B1 Exhaust	---	---	506	D6	---	---	---	---	---	---	.025
6156-B1, 6182-B1, 1091-B1 Intake	---	---	514	D14	---	---	---	---	---	---	.025
6182, G1, G2, FE Intake	---	---	502	D21	---	---	---	---	---	---	.025
779-GHI	---	---	516	D16	---	---	---	---	---	---	.025
			555	UD16							
855, 935 Exhaust	---	---	506	D6	---	---	---	---	---	---	.025
855, 935 Intake	---	---	502	D21	---	---	---	---	---	---	.025
F3, G1, G2, 6182 Exhaust	---	---	514	D14	---	---	---	---	---	---	.025
G1, G2, FE; 1091G1 Exhaust	---	---	514	D14	---	---	---	---	---	---	.025
NATURAL & LP GAS											
400-0, 470, 480, 855, 935 Exhaust	---	---	506	D6	---	---	---	---	---	---	.020
400-0, 470, 480, 855, 935 Intake	---	---	514	D14	---	---	---	---	---	---	.020
590 Series	---	---	825	J4C	---	---	---	---	---	---	.015
HERCULES											
1091-OS Exhaust	---	---	514	D14	---	---	---	---	---	---	.025
1091-OS Intake	---	---	541	RD16	---	---	---	---	---	---	.025
1404	---	---	10	J12YC	---	---	---	---	---	---	.025
			14	RJ12YC							
149H, 169H, 198AH, L237	---	---	102	RJ6C	---	---	---	---	---	---	.025
			823	J6C							
14mm Heads Using Natural Gas	---	---	825	J4C	---	---	---	---	---	---	.015
6156, 6182 Natural & LP Gas Exhaust	---	---	506	D6	---	---	---	---	---	---	.025
6156, 6182 Natural & LP Gas Intake	---	---	514	D14	---	---	---	---	---	---	.025
GTA 3.7, GTA 5.6	219	RC78PYP	---	---	---	---	---	---	---	---	.025
HXE, HXLEF	---	---	516	D16	---	---	---	---	---	---	.025
			555	UD16							
IXB	---	---	511	J11C	---	---	---	---	---	---	.025
			592	RJ12C							
IXLB, JXC, JXD, JXLD, 14mm Heads	---	---	841	J8C	---	---	---	---	---	---	.025
			871	RJ8C							
JXLD, JXC 18mm Heads	---	---	509	D9	---	---	---	---	---	---	.025
JXLDER, IXBER, NXB, JX4LD	---	---	841	J8C	---	---	---	---	---	---	.025
			871	RJ8C							
QXC, QXD, JX4C, GO6, JX4S, RXC	---	---	841	J8C	---	---	---	---	---	---	.025
			871	RJ8C							
RXLDH, C2-90D, IXA, QXLD, GO4	---	---	841	J8C	---	---	---	---	---	---	.025
			871	RJ8C							



COMMERCIAL, STATIONARY, & GAS ENGINE APPLICATIONS

MOTEURS COMMERCIAUX, STATIONNAIRES ET À ESSENCE
MOTORES COMERCIALES, FIJOS Y DE GASOLINA



Model/Engine	UN-SHIELDED				SHIELDED						GAP
	Premium Long Life		Copper Plus®		Premium 3/4"-20		Copper Plus® 3/4"-20		Integral Coil Type 13/16"-20		
	Stk #	Plug Type	Stk #	Plug Type	Stk #	Plug Type	Stk #	Plug Type	Stk #	Plug Type	
HERCULES (cont)											
Thermo King	644	RJ88P	---	---	---	---	---	---	---	---	.015
NORMAL SERVICE											
CV4-180, CV4-180ER	---	---	841 871	J8C RJ8C	---	---	---	---	---	---	.025
G-1000 Natural & LP Gas	---	---	102 823	RJ6C J6C	---	---	---	---	---	---	.025
G-Series 1400, 1500, 1600, 1700	---	---	102 823	RJ6C J6C	---	---	---	---	---	---	.030
G-Series 2000, 2300, 3000, 3400	---	---	102 823	RJ6C J6C	---	---	---	---	---	---	.030
G298H	---	---	102 823	RJ6C J6C	---	---	---	---	---	---	.030
G3400 Power Unit (Magneto Ignition)	---	---	102 823	RJ6C J6C	---	---	---	---	---	---	.025
G4800, GTA4800	218 1206	RC78PYP RC78WP	1209	RC78YCC15	---	---	---	---	---	---	.015
GO Series 226, 298, 339, 226AH	---	---	102 823	RJ6C J6C	---	---	---	---	---	---	.025
GO3, QXB, WXLC, GO	---	---	102 823	RJ6C J6C	---	---	---	---	---	---	.025
HOFFCO											
Powerhead (Power Products AV52)	---	---	840 843	RCJ8 CJ8	---	---	---	---	---	---	.030
Powerhead (Tecumseh Engines)	---	---	841 871	J8C RJ8C	---	---	---	---	---	---	.030
HOPE											
See Cooper-Bessemer											
INGERSOLL - RAND											
NATURALLY ASPIRATED											
KVS, KVR, KVSR w/Precombustion Chamber	228	RW77PP	565 631	RW77N RW78N	---	---	577	RHW77N	552	RGC77N	.015
KVS-AT Thru ET Series	582 1207	RW82P RW80PP	559	RW83F	1204	RHW80PP	544	HW83F	645	RTW83F	.012
KVS-FT Series on Thru 1977	582 1207	RW82P RW80PP	559	RW83F	1204	RHW80PP	544	HW83F	645	RTW83F	.012
TVS, TVR, SVS, KVT, KVH	582 1207	RW82P RW80PP	559	RW83F	1204	RHW80PP	544	HW83F	645	RTW83F	.012
Thru 1977 KVR, KVSR	582 1207	RW82P RW80PP	559	RW83F	1204	RHW80PP	544	HW83F	645	RTW83F	.012
Turbocharged Models	1207	RW80PP	580	W80N	1204	RHW80PP	532	RHW80N	638	RTW80N	.012
Naturally Aspirated											
PKVG, KVGR, PKVGR	1207	RW80PP	580	W80N	1204	RHW80PP	532	RHW80N	638	RTW80N	.012
XVG, PVG, JVG, SVG, KVG, PJVG, PSVG	1207	RW80PP	580	W80N	1204	RHW80PP	532	RHW80N	638	RTW80N	.012
PULSE GENERATOR IGNITION											
KVS, PKVG, KVGR, PKVGR	582 1207	RW82P RW80PP	559	RW83F	1204	RHW80PP	544	HW83F	645	RTW83F	.012
INTERNATIONAL											
GASOLINE											
Light Service											
U175, UC175, UC200, UC221, UC263	---	---	549	D18Y	---	---	---	---	---	---	.025
U220, UB220, U240, UB240	---	---	10 14	J12YC RJ12YC	---	---	---	---	---	---	.030
U308, UB308, UV345, U372, UV392	---	---	10 14	J12YC RJ12YC	---	---	---	---	---	---	.030



Model/Engine	UN-SHIELDED				SHIELDED						GAP
	Premium Long Life		Copper Plus®		Premium		Copper Plus®		Integral Coil Type		
					3/4"-20		3/4"-20		13/16"-20		
	Stk #	Plug Type	Stk #	Plug Type	Stk #	Plug Type	Stk #	Plug Type	Stk #	Plug Type	
INTERNATIONAL (cont)											
GASOLINE (cont)											
Light Service (cont)											
UB264, UV266, U282, UV304	---	---	10 14	J12YC RJ12YC	---	---	---	---	---	---	.030
UC301, U164, U169, U281	---	---	549	D18Y	---	---	---	---	---	---	.025
UC60, U123, UC135, UC135B, UC153	---	---	549	D18Y	---	---	---	---	---	---	.025
UR501, RV549, U269, UR372	---	---	10 14	J12YC RJ12YC	---	---	---	---	---	---	.030
UV401, U450, UR450, UV461, U501	---	---	10 14	J12YC RJ12YC	---	---	---	---	---	---	.030
Normal Service											
C-152, C-196, C-304, C-345, C-392	---	---	10 14	J12YC RJ12YC	---	---	---	---	---	---	.030
C-446	---	---	408	RS14YC	---	---	---	---	---	---	.035
C-537, C-605	---	---	302 322	N11YC RN11YC4	---	---	---	---	---	---	.025
C-549	---	---	102 823	RJ6C J6C	---	---	---	---	---	---	.030
T340	---	---	509	D9	---	---	---	---	---	---	.025
U164, U169, U175 Shielded	---	---	---	---	---	---	563	XED16	---	---	.025
U164, U169, U175	---	---	516 555	D16 UD16	---	---	---	---	---	---	.025
U2, U2A, UC60, UC135 Shielded	---	---	---	---	---	---	563	XED16	---	---	.025
U2, U2A, UC60, UC135	---	---	516 555	D16 UD16	---	---	---	---	---	---	.025
UB240, UV266	---	---	102 823	RJ6C J6C	---	---	---	---	---	---	.030
UC135B, UC153 Shielded	---	---	---	---	---	---	563	XED16	---	---	.025
UC135B, UC153, UC175	---	---	515 526	D15Y RD15Y	---	---	---	---	---	---	.025
UC135B, UC153	---	---	516 555	D16 UD16	---	---	---	---	---	---	.025
UC175, UC200, UC301 Shielded	---	---	---	---	---	---	563	XED16	---	---	.025
UC175, UC200, UC301	---	---	---	---	---	---	516 555	D16 UD16	---	---	.025
UC200, UC221, UC263, UC301, T6	---	---	515 526	D15Y RD15Y	---	---	---	---	---	---	.025
UC221, UC263 Shielded	---	---	---	---	---	---	563	XED16	---	---	.025
UC221, UC263	---	---	516 555	D16 UD16	---	---	---	---	---	---	.025
UR372, UV304, UV345, UV392	---	---	102 823	RJ6C J6C	---	---	---	---	---	---	.030
Severe Service											
C-446	---	---	304	RS9YC	---	---	---	---	---	---	.035
U175, UC175, UC200, UC221, UC263	---	---	506	D6	---	---	---	---	---	---	.025
U220, UB220, U240, UB240	---	---	102 823	RJ6C J6C	---	---	---	---	---	---	.030
U308, UB308, UV345, U372, UV392	---	---	102 823	RJ6C J6C	---	---	---	---	---	---	.030
UB264, UV266, U282, UV304	---	---	102 823	RJ6C J6C	---	---	---	---	---	---	.030
UC301, U164, U169, U264, U281	---	---	506	D6	---	---	---	---	---	---	.025
UC60, U123, UC135, UC135B, UC153	---	---	506	D6	---	---	---	---	---	---	.025
UR501, UV549, U269, UR372	---	---	102 823	RJ6C J6C	---	---	---	---	---	---	.030



COMMERCIAL, STATIONARY, & GAS ENGINE APPLICATIONS

MOTEURS COMMERCIAUX, STATIONNAIRES ET À ESSENCE
MOTORES COMERCIALES, FIJOS Y DE GASOLINA



Model/Engine	UN-SHIELDED				SHIELDED						GAP
	Premium Long Life		Copper Plus®		Premium 3/4"-20		Copper Plus® 3/4"-20		Integral Coil Type 13/16"-20		
	Stk #	Plug Type	Stk #	Plug Type	Stk #	Plug Type	Stk #	Plug Type	Stk #	Plug Type	
INTERNATIONAL (cont)											
GASOLINE (cont)											
Severe Service (cont)											
UV401, U450, UR450, UV461, U501	---	---	102 823	RJ6C J6C	---	---	---	---	---	---	.030
NATURAL & LP-GAS											
C-152, C-196, C-304, C-345, C-392	---	---	10 14	J12YC RJ12YC	---	---	---	---	---	---	.020
C-446 Normal Service	---	---	408	RS14YC	---	---	---	---	---	---	.020
C-446 Severe Service	---	---	304	RS9YC	---	---	---	---	---	---	.020
C-537, C-605	530	RN79G	---	---	575	RHN79G	---	---	1232 540	RTN79WYP RTN79G	.015
C-537, C-605	---	---	120 123	N5C RN5C	---	---	---	---	---	---	.020
C-549	---	---	102 823	RJ6C J6C	---	---	---	---	---	---	.020
U175, UC153, UC175	---	---	515 526	D15Y RD15Y	---	---	---	---	---	---	.015
U220, UB220, U240, UB240	---	---	102 823	RJ6C J6C	---	---	---	---	---	---	.020
U308, UB308, UV345, U372, UV392	---	---	102 823	RJ6C J6C	---	---	---	---	---	---	.020
U817, U817B, UT817, UT817B 14mm Heads	1224	RL85G	535	RL15B	551	RHL79G	---	---	556	RTL85G	.015
U817, U817B, UT817, UT817B 18mm Heads	---	---	129	RF10C	---	---	---	---	---	---	.015
UB264, UV266, U282, UV304	---	---	102 823	RJ6C J6C	---	---	---	---	---	---	.020
UC135, UC135B, U164, U169	---	---	515 526	D15Y RD15Y	---	---	---	---	---	---	.015
UC221, UC263, UC301, U264, U281	---	---	515 526	D15Y RD15Y	---	---	---	---	---	---	.015
UC60, UC200	---	---	515 526	D15Y RD15Y	---	---	---	---	---	---	.015
UR501, U269, UR372, UV549	---	---	102 823	RJ6C J6C	---	---	---	---	---	---	.020
UV401, U450, UR450, UV461, U501	---	---	102 823	RJ6C J6C	---	---	---	---	---	---	.020
J-W POWER											
Superburn Pre-Cell	530	RN79G	120 123	N5C RN5C	575	RHN79G	---	---	1232 540	RTN79WYP RTN79G	.020
Superburn	228	RW77PP	206 539	RW77N W77N	---	---	577	RHW77N	552	RGC77N	.015
JENBACHER											
J208 8-Cyl., J212 12-Cyl.	226	RB76PP	576	RB76N	---	---	624	RHB81N	235	RTB77WPCC	.012
J216 16-Cyl., J312 12-Cyl.	226	RB76PP	576	RB76N	---	---	624	RHB81N	235	RTB77WPCC	.012
J316 16-Cyl., J320 20-Cyl.	226	RB76PP	576	RB76N	---	---	624	RHB81N	235	RTB77WPCC	.012
J612 12-Cyl. After 9/95	634 636	RB77WPCC RB77WPC	237 643	RB77CC RB75N	---	---	624	RHB81N	235	RTB77WPCC	.012
J612 12-Cyl. Thru 8/95	226	RB76PP	576	RB76N	---	---	624	RHB81N	235	RTB77WPCC	.012
J616 16-Cyl. After 9/95	634 636	RB77WPCC RB77WPC	237 643	RB77CC RB75N	---	---	624	RHB81N	235	RTB77WPCC	.012
J616 16-Cyl. Thru 8/95	226	RB76PP	576	RB76N	---	---	624	RHB81N	235	RTB77WPCC	.012
JLO - ROCKWELL											
G49, L35, L77, LV298, MM25, MM40	1224	RL85G	811 874	L82C RL82C	551	RHL79G	---	---	556	RTL85G	.020
GA50 Updated Version, V49	1224	RL85G	811 874	L82C RL82C	551	RHL79G	---	---	556	RTL85G	.020
L101, L152, L197	---	---	509	D9	---	---	---	---	---	---	.025



Model/Engine	UN-SHIELDED				SHIELDED						GAP
	Premium Long Life		Copper Plus®		Premium		Copper Plus®		Integral Coil Type		
	3/4"-20		3/4"-20		3/4"-20		3/4"-20		13/16"-20		
	Stk #	Plug Type	Stk #	Plug Type	Stk #	Plug Type	Stk #	Plug Type	Stk #	Plug Type	
JLO - ROCKWELL (cont)											
L252, L292, L297, L372	---	---	509	D9	---	---	---	---	---	---	.025
JOHN DEERE											
GASOLINE											
92, 115, 145, 165, 217, 232	---	---	---	---	---	---	844	H10C	---	---	.025
							854	RH10C			
LUC, LUH, LUW, LUS	---	---	---	---	---	---	844	H10C	---	---	.025
							854	RH10C			
Series TA92, TB92, TA145, TA217	---	---	---	---	---	---	844	H10C	---	---	.025
							854	RH10C			
NATURAL & LP GAS											
300 Series	530	RN79G	120 123	N5C RN5C	575 1228 1229	RHN79G EP3RCWYP15-1 EP8RCWYP15-2	---	---	1232 540	RTN79WYP RTN79G	.020
341, 400, 500 Series	---	---	514	D14	---	---	---	---	---	---	.025
400, 500 Series Natural & LP Gas	217 233	RM77PP RM82WPCC	---	---	---	---	---	---	---	---	.012
400, 500 Series Natural & LP Gas	---	---	519	RM77N	222 236	RHM78PP RHM78WPC	596	RHM77N	223 1201	RTM77PP RTM78N	.015
6076AFN30 (150 & 200 h.p.)	---	---	---	---	1228 1229	EP3RCWYP15-1 EP8RCWYP15-2	---	---	---	---	.012
6076AFN30 (150 & 200 h.p.)	218 1206	RC78PYP RC78WP	1209	RC78YCC15	---	---	---	---	---	---	.015
92, 115, 145, 165, 217, 232	---	---	---	---	---	---	538 587	RH8C H8C	---	---	.025
Stationary Engine Type W, WSP	---	---	518	W18	---	---	---	---	---	---	.025
LISTER PETTER											
Alpha Series LPWG2, 3 & 4	---	---	344	RC9YC	---	---	---	---	---	---	.020
HR2G, HR3G	---	---	506 625	D6 D78Y	---	---	---	---	---	---	.015
LORAIN											
30, 37, 40, 50	---	---	516 555	D16 UD16	---	---	---	---	---	---	.025
A, L, O, R 7/8"-18 Heads	582 1207	RW82P RW80PP	545	W85N	1204	RHW80PP	532	RHW80N	638	RTW80N	.012
LUFKIN											
GSC	---	---	513	C97B	---	---	---	---	---	---	.025
H1770, H2165 Normal Service	582 1207	RW82P RW80PP	545	W85N	1204	RHW80PP	532	RHW80N	638	RTW80N	.012
H1770, H2165 Severe Service	582 1207	RW82P RW80PP	553 580	RW80N W80N	1204	RHW80PP	532	RHW80N	638	RTW80N	.012
H795 Severe Service	582 1207	RW82P RW80PP	545	W85N	1204	RHW80PP	532	RHW80N	638	RTW80N	.012
HT333, HC333, H795, GSD, GSDH	582 1207	RW82P RW80PP	---	---	---	---	---	---	---	---	.012
HT333, HC333, H795, GSD, GSDH	---	---	510 545	W10 W85N	1204	RHW80PP	532	RHW80N	638	RTW80N	.015
L333, L795, L1770, L2165, F280	---	---	589	W89D	---	---	---	---	---	---	.025
M.E.P. INDUSTRIES											
M.E.P.-6, -8, -10, -12	217 233	RM77PP RM82WPCC	---	---	---	---	---	---	---	---	.012
M.E.P.-6, -8, -10, -12	---	---	519 566 640	RM77N M82N	222 236	RHM78PP RHM78WPC C	234 583	RHM78N RHM83N	223 1201	RTM77PP RTM78N	.015



COMMERCIAL, STATIONARY, & GAS ENGINE APPLICATIONS

MOTEURS COMMERCIAUX, STATIONNAIRES ET À ESSENCE
MOTORES COMERCIALES, FIJOS Y DE GASOLINA



Model/Engine	UN-SHIELDED				SHIELDED						GAP
	Premium Long Life		Copper Plus®		Premium 3/4"-20		Copper Plus® 3/4"-20		Integral Coil Type 13/16"-20		
	Stk #	Plug Type	Stk #	Plug Type	Stk #	Plug Type	Stk #	Plug Type	Stk #	Plug Type	
MAN NUTZFAHRZEUGE											
E 0824 - E 301, E 302	530	RN79G	---	---	---	---	---	---	---	---	.012
E 0826 - E 301, E 302	530	RN79G	---	---	1228	EP3RCWYP15-1	---	---	---	---	.012
E 0834	218 1206	RC78PYP RC78WP	1209	RC78YCC15	1228	EP3RCWYP15-1	---	---	---	---	.012
					1229	EP8RCWYP15-2	---	---	---	---	
E 0836	218 1206	RC78PYP RC78WP	1209	RC78YCC15	1228	EP3RCWYP15-1	---	---	---	---	.012
					1229	EP8RCWYP15-2	---	---	---	---	
E 2482, E 2842 E & LE	530	RN79G	---	---	1228	EP3RCWYP15-1	---	---	---	---	.012
E 2843 LN	530	RN79G	---	---	1228	EP3RCWYP15-1	---	---	---	---	.012
					1229	EP8RCWYP15-2	---	---	---	---	
E 2866 DUH03	---	---	---	---	1228	EP3RCWYP15-1	---	---	---	---	.012
E 2866 DUH03	642	RN79G	---	---	1228	EP3RCWYP15-1	---	---	---	---	.020
					1229	EP8RCWYP15-2	---	---	---	---	
E 2866 LUH01	530	RN79G	---	---	1228	EP3RCWYP15-1	---	---	---	---	.012
E 2876	530	RN79G	---	---	1229	EP8RCWYP15-2	---	---	---	---	.012
					1228	EP3RCWYP15-1	---	---	---	---	
MAYTAG											
WASHING MACHINES											
'Multi-Motor' 1/2"-14 Pipe Heads	---	---	525	25	---	---	---	---	---	---	.025
14mm Heads	---	---	511	J11C	---	---	---	---	---	---	.030
			592	RJ12C	---	---	---	---	---	---	
MCCULLOCH											
All Other Models	---	---	841	J8C	---	---	---	---	---	---	.030
Models 77, 99	---	---	102	RJ8C	---	---	---	---	---	---	.030
			823	RJ6C J6C	---	---	---	---	---	---	
MINNEAPOLIS - MOLINE											
GASOLINE											
High-Compression											
165-4A, 185-4A, 206-4A	---	---	841	J8C	---	---	---	---	---	---	.030
403-4A, 605-6A, 1918-4A, 2714-6A	582	RW82P	---	---	---	---	---	---	---	---	.012
	1207	RW80PP	---	---	---	---	---	---	---		
403-4A, 605-6A, 1918-4A, 2714-6A	---	---	510	W10	1204	RHW80PP	532	RHW80N	638	RTW80N	.015
BEU, DU, FEU, GU, GUA, HU	582	RW82P	---	---	---	---	---	---	---	---	.012
	1207	RW80PP	---	---	---	---	---	---	---		
BEU, DU, FEU, GU, GUA, HU	---	---	510	W10	1204	RHW80PP	532	RHW80N	638	RTW80N	.015
CU, KEU, JU, 283-4A, 4256A 18mm Hds.	---	---	509	D9	---	---	---	---	---	---	.025
	---	---	---	---	---	---	---	---	---		
CU, KEU, JU, 283-4A, 4256A 7/8"-18 Hds.	582	RW82P	---	---	---	---	---	---	---	---	.012
CU, KEU, JU, 283-4A, 4256A 7/8"-18 Hds.	1207	RW80PP	---	---	---	---	---	---	---	---	.015
	---	---	510	W10	1204	RHW80PP	532	RHW80N	638	RTW80N	
LU, MEU, NEU, SEU, TAU, TEU	582	RW82P	---	---	---	---	---	---	---	---	.012
	1207	RW80PP	---	---	---	---	---	---	---		
LU, MEU, NEU, SEU, TAU, TEU	---	---	510	W10	1204	RHW80PP	532	RHW80N	638	RTW80N	.015
---	---	---	516	D16	---	---	---	---	---	---	.025
			555	UD16	---	---	---	---	---	---	
220-4, HD220-4A, M220-A4A	---	---	514	D14	---	---	---	---	---	---	.025
336A-4A, HD425-6A	---	---	514	D14	---	---	---	---	---	---	.025



Model/Engine	UN-SHIELDED				SHIELDED						GAP
	Premium Long Life		Copper Plus®		Premium		Copper Plus®		Integral Coil Type		
	3/4"-20		3/4"-20		3/4"-20		3/4"-20		13/16"-20		
	Stk #	Plug Type	Stk #	Plug Type	Stk #	Plug Type	Stk #	Plug Type	Stk #	Plug Type	
MINNEAPOLIS - MOLINE (cont)											
GASOLINE (cont)											
Low-Compression (cont)											
403-4A, 605-6A 14mm Hds.	---	---	861 868	J19LM RJ19LM	---	---	---	---	---	---	.025
403-4A, 605-6A, 1918-4A, 2714-6A	---	---	569	W14	---	---	---	---	---	---	.030
800-6A, 1210-12A 14mm Hds.	---	---	861 868	J19LM RJ19LM	---	---	---	---	---	---	.025
All Above Models w/18mm Heads	---	---	514	D14	---	---	---	---	---	---	.025
BEU, DU, FEU, GU, GUA, HU	---	---	569	W14	---	---	---	---	---	---	.030
CU, KEU, JU, 283-4A, 4256A	---	---	569	W14	---	---	---	---	---	---	.030
HD504-6A, HD425-6A	---	---	514	D14	---	---	---	---	---	---	.025
HD504A-6A, 605A-6A, 605B-6A	---	---	514	D14	---	---	---	---	---	---	.025
HD605-6A, 800-6A	---	---	514	D14	---	---	---	---	---	---	.025
HD800-6A, HD800A-6A, 1210-12A	---	---	514	D14	---	---	---	---	---	---	.025
LU, MEU, NEU, SEU, TAU, TEU	---	---	569	W14	---	---	---	---	---	---	.030
NATURAL & LP GAS											
206-4A, 220-4, HD220-4A, M220-A4A	217 233	RM77PP RM82WPCC	---	---	---	---	---	---	---	---	.012
206-4A, 220-4, HD220-4A, M220-A4A	---	---	519	RM77N	222 236	RHM78PP RHM78WPC	234	RHM78N	223 1201	RTM77PP RTM78N	.015
283-4A, HD504-6A	217 233	RM77PP RM82WPCC	---	---	---	---	---	---	---	---	.012
283-4A, HD504-6A	---	---	519	RM77N	222 236	RHM78PP RHM78WPC	234	RHM78N	223 1201	RTM77PP RTM78N	.015
336A-4A, HD425-6A, HD504A-6A	217 233	RM77PP RM82WPCC	---	---	---	---	---	---	---	---	.012
336A-4A, HD425-6A, HD504A-6A	---	---	519	RM77N	222 236	RHM78PP RHM78WPC	234	RHM78N	223 1201	RTM77PP RTM78N	.015
403-4A, 605-6A, 1918-4A, 2714-6A	582 1207	RW82P RW80PP	---	---	---	---	---	---	---	---	.012
403-4A, 605-6A, 1918-4A, 2714-6A	---	---	510 545	W10 W85N	1204	RHW80PP	532	RHW80N	638	RTW80N	.015
425-6A	582 1207	RW82P RW80PP	---	---	---	---	---	---	---	---	.012
425-6A	---	---	510 545	W10 W85N	1204	RHW80PP	532	RHW80N	638	RTW80N	.015
605A-6A, 605B-6A, HD605-6A	217 233	RM77PP RM82WPCC	---	---	---	---	---	---	---	---	.012
605A-6A, 605B-6A, HD605-6A	---	---	519	RM77N	222 236	RHM78PP RHM78WPC	234	RHM78N	223 1201	RTM77PP RTM78N	.015
800-6A, 1210-12A, 1600-12A	582 1207	RW82P RW80PP	---	---	---	---	---	---	---	---	.012
800-6A, 1210-12A, 1600-12A	---	---	510 545	W10 W85N	1204	RHW80PP	532	RHW80N	638	RTW80N	.015
BEU, DU, FEU, GU, GUA, HU	582 1207	RW82P RW80PP	---	---	---	---	---	---	---	---	.012
BEU, DU, FEU, GU, GUA, HU	---	---	510 545	W10 W85N	1204	RHW80PP	532	RHW80N	638	RTW80N	.015
CU, KEU, JU, 283-4A, 4256A	582 1207	RW82P RW80PP	---	---	---	---	---	---	---	---	.012
CU, KEU, JU, 283-4A, 4256A	---	---	510 545	W10 W85N	1204	RHW80PP	532	RHW80N	638	RTW80N	.015
HD800-6A, HD800A-6A, 1210-12A	217 233	RM77PP RM82WPCC	---	---	---	---	---	---	---	---	.012
HD800-6A, HD800A-6A, 1210-12A	---	---	519	RM77N	222 236	RHM78PP RHM78WPC C	234	RHM78N	223 1201	RTM77PP RTM78N	.015



COMMERCIAL, STATIONARY, & GAS ENGINE APPLICATIONS

MOTEURS COMMERCIAUX, STATIONNAIRES ET À ESSENCE
MOTORES COMERCIALES, FIJOS Y DE GASOLINA



Model/Engine	UN-SHIELDED				SHIELDED						GAP
	Premium Long Life		Copper Plus®		Premium 3/4"-20		Copper Plus® 3/4"-20		Integral Coil Type 13/16"-20		
	Stk #	Plug Type	Stk #	Plug Type	Stk #	Plug Type	Stk #	Plug Type	Stk #	Plug Type	
MINNEAPOLIS - MOLINE (cont)											
NATURAL & LP GAS (cont)											
LU, MEU, NEU, SEU, TAU, TEU	582 1207	RW82P RW80PP	---	---	---	---	---	---	---	---	.012
LU, MEU, NEU, SEU, TAU, TEU	---	---	510 545	W10 W85N	1204	RHW80PP	532	RHW80N	638	RTW80N	.015
NORDBERG (HATCH & KIRK)											
4FG Shielded Ignition w/ Pulse Generator	---	---	---	---	---	---	624	RHB81N	235	RTB77WPCC	.012
4FG Unshielded Ignition	---	---	542	B86N	---	---	---	---	---	---	.012
FSE96 Natural Gas	226	RB76PP	576	RB76N	---	---	624	RHB81N	235	RTB77WPCC	.012
Power Chief 4FG	---	---	514	D14	---	---	---	---	---	---	.025
RTG Series Natural Gas	---	---	542	B86N	---	---	624	RHB81N	235	RTB77WPCC	.012
O.M.C.											
Single And Twin Cylinder	---	---	22	RF11YC	---	---	---	---	---	---	.030
OILWELL											
1/2"-14 Pipe Heads	---	---	525	25	---	---	---	---	---	---	.025
18mm Heads	---	---	597	K97F	---	---	---	---	---	---	.020
OLIN											
All Models	---	---	525	25	---	---	---	---	---	---	.025
PERKINS											
4000 Series	634 636	RB77WPCC RB77WPC	---	---	---	---	---	---	---	---	.012
900 Series	244	RC78PYP21	---	---	---	---	---	---	---	---	.021
G4-203	---	---	302 322	N11YC RN11YC4	---	---	---	---	---	---	.025
G4-236	---	---	38 404	N12YC RN12YC	---	---	---	---	---	---	.025
RATHBUN JONES											
All Models	---	---	597	K97F	---	---	---	---	---	---	.020
Models w/G-402 Reducing Bushing	217 233	RM77PP RM82WPCC	---	---	---	---	---	---	---	---	.012
Models w/G-402 Reducing Bushing	---	---	519 529	RM77N D14N	222 236	RHM78PP RHM78WPC	234	RHM78N	223 1201	RTM77PP RTM78N	.015
ROBIN											
See Fuji-Robin											
ROILINE											
ENGINES W/INTEGRAL COIL											
F1500, H2000, H2470 (Heavy Load)	217 233	RM77PP RM82WPCC	---	---	---	---	---	---	---	---	.012
F1500, H2000, H2470 (Heavy Load)	---	---	519	RM77N	222 236	RHM78PP RHM78WPC	234	RHM78N	223 1201	RTM77PP RTM78N	.015
F1500, H2000, H2470 (Light Load)	217 233	RM77PP RM82WPCC	---	---	---	---	---	---	---	---	.012
F1500, H2000, H2470 (Light Load)	---	---	571	RM79F	222 236	RHM78PP RHM78WPC	234	RHM78N	223 1201	RTM77PP RTM78N	.015
H540, H844, H570, H884	217 233	RM77PP RM82WPCC	---	---	---	---	---	---	---	---	.012
H540, H844, H570, H884	---	---	571	RM79F	222 236	RHM78PP RHM78WPC	234	RHM78N	223 1201	RTM77PP RTM78N	.015
L3230, L3460, L4000 (Heavy Load)	217 233	RM77PP RM82WPCC	---	---	---	---	---	---	---	---	.012
L3230, L3460, L4000 (Heavy Load)	---	---	519	RM77N	222 236	RHM78PP RHM78WPC	234	RHM78N	223 1201	RTM77PP RTM78N	.015
L3230, L3460, L4000 (Light Load)	217 233	RM77PP RM82WPCC	---	---	---	---	---	---	---	---	.012



Model/Engine	UN-SHIELDED				SHIELDED						GAP
	Premium Long Life		Copper Plus®		Premium		Copper Plus®		Integral Coil Type		
	3/4"-20		3/4"-20		3/4"-20		3/4"-20		13/16"-20		
	Stk #	Plug Type	Stk #	Plug Type	Stk #	Plug Type	Stk #	Plug Type	Stk #	Plug Type	
ROILINE (cont)											
ENGINES W/INTEGRAL COIL (cont)											
L3230, L3460, L4000 (Light Load)	---	---	571	RM79F	222 236	RHM78PP RHM78WPC	234	RHM78N	223 1201	RTM77PP RTM78N	.015
GASOLINE											
A114, A288	---	---	511 592	J11C RJ12C	---	---	---	---	---	---	.030
H540, H844, H884	---	---	102 823	RJ6C J6C	---	---	---	---	---	---	.030
TH884, H570, TH570	---	---	102 823	RJ6C J6C	---	---	---	---	---	---	.030
High Compression Engines											
F1500, F1850, H2000, H2150, H2470	217 233	RM77PP RM82WPCC	---	---	---	---	---	---	---	---	.012
F1500, F1850, H2000, H2150, H2470	---	---	519	RM77N	222 236	RHM78PP RHM78WPC	234	RHM78N	223 1201	RTM77PP RTM78N	.015
L3000, L3230, L3460, L4000	217 233	RM77PP RM82WPCC	---	---	---	---	---	---	---	---	.012
L3000, L3230, L3460, L4000	---	---	519	RM77N	222 236	RHM78PP RHM78WPC	234	RHM78N	223 1201	RTM77PP RTM78N	.015
Low Compression Engines											
F1500, F1850, H2000, H2150, H2470	---	---	514	D14	---	---	550	ED14	---	---	.025
L3000, L3230, L3460, L4000	---	---	514	D14	---	---	572	XED14	---	---	.025
NATURAL & LP GAS											
H540, H570, TH570, H884, TH884	---	---	825	J4C	---	---	---	---	---	---	.015
ROPER											
Model 1900, CA301AR	---	---	851	DJ6J	---	---	---	---	---	---	.025
Model 3700	---	---	849	CJ6	---	---	---	---	---	---	.025
ROTAX											
300cc Normal Service	---	---	509	D9	---	---	---	---	---	---	.025
370cc Normal Service	1224	RL85G	306 830	L86C RL86C	551	RHL79G	---	---	556	RTL85G	.020
370cc Severe Service	1224	RL85G	811 874	L82C RL82C	551	RHL79G	---	---	556	RTL85G	.020
RUSTON											
RK270GS Series	582 1207	RW82P RW80PP	553 580	RW80N W80N	1204	RHW80PP	532	RHW80N	638	RTW80N	.012
SACHS											
504 Series, 505 Series, 508	1224	RL85G	306 830	L86C RL86C	551	RHL79G	---	---	556	RTL85G	.025
Stamo 277, 281, 293	---	---	509	D9	---	---	---	---	---	---	.025
Stamo SL-2	1224	RL85G	811 874	L82C RL82C	551	RHL79G	---	---	556	RTL85G	.025
SACM											
Model 175 1996 & up	218 1206	RC78PYP RC78WP	1209	RC78YCC15	---	---	---	---	---	---	.015
Model UD30 Thru 1994	218 1206	RC78PYP RC78WP	1209	RC78YCC15	---	---	---	---	---	---	.015
SOLAR TURBINE											
Mars, Centaur	---	---	---	---	---	---	550 572	ED14 XED14	---	---	.025
Sparton (Igniter)	627	F-6A-13	---	---	---	---	---	---	---	---	
Type H, Tauros	---	---	---	---	---	---	550 572	ED14 XED14	---	---	.025



COMMERCIAL, STATIONARY, & GAS ENGINE APPLICATIONS

MOTEURS COMMERCIAUX, STATIONNAIRES ET À ESSENCE
MOTORES COMERCIALES, FIJOS Y DE GASOLINA



Model/Engine	UN-SHIELDED				SHIELDED						GAP
	Premium Long Life		Copper Plus®		Premium 3/4"-20		Copper Plus® 3/4"-20		Integral Coil Type 13/16"-20		
	Stk #	Plug Type	Stk #	Plug Type	Stk #	Plug Type	Stk #	Plug Type	Stk #	Plug Type	
STOVER											
1/2"-14 Pipe Heads	---	---	525	25	---	---	---	---	---	---	.025
CT-1, -2, -3, -4	---	---	518	W18	---	---	---	---	---	---	.025
DV1, DV2, DVA2, XVH, 502 14mm Hds.	---	---	---	---	---	---	587	H8C	---	---	.025
DV1, DV2, DVA2, XVH, 502 7/8"-18 Hds.	---	---	518	W18	---	---	---	---	---	---	.025
DVA, DVA1	---	---	514	D14	---	---	---	---	---	---	.025
K-1, K-6, K-8, MV-2, MV-5, MV-6, MV-7	---	---	518	W18	---	---	---	---	---	---	.025
MVA, IXA	---	---	569	W14	---	---	---	---	---	---	.030
STRUCK											
Mini-Dozer	---	---	841 871	J8C RJ8C	---	---	---	---	---	---	.030
SUPERIOR											
1706G2, 1712G1	634 636	RB77WPCC RB77WPC	237 643	RB77CC RB75N	---	---	624	RHB81N	235	RTB77WPCC	.012
1965-58 GX825 Series	217 233	RM77PP RM82WPCC	---	---	---	---	---	---	---	---	.012
1965-58 GX825 Series	---	---	519 529	RM77N D14N	222 236	RHM78PP RHM78WPC	---	---	223 1201	RTM77PP RTM78N	.015
1970-63 VG825 Series*86	582 1207	RW82P RW80PP	553 580	RW80N W80N	1204	RHW80PP	532	RHW80N	638	RTW80N	.012
1970-63 VGT825 Series*86	582 1207	RW82P RW80PP	553 580	RW80N W80N	1204	RHW80PP	532	RHW80N	638	RTW80N	.012
1973-39 80G Series	---	---	514	D14	---	---	572	XED14	---	---	.025
1973-39 80GX Series	---	---	514	D14	---	---	572	XED14	---	---	.025
1979-65 GT825 Series	217 233	RM77PP RM82WPCC	---	---	---	---	---	---	---	---	.012
1979-65 GT825 Series	---	---	519 529	RM77N D14N	222 236	RHM78PP RHM78WPC	234	RHM78N	223 1201	RTM77PP RTM78N	.015
1980-46 G510 Series	217 233	RM77PP RM82WPCC	---	---	---	---	---	---	---	---	.012
1980-46 G510 Series	---	---	519 529	RM77N D14N	222 236	RHM78PP RHM78WPC	234	RHM78N	223 1201	RTM77PP RTM78N	.015
1980-51 G825 Series	217 233	RM77PP RM82WPCC	---	---	---	---	---	---	---	---	.012
1980-51 G825 Series	---	---	519 529	RM77N D14N	222 236	RHM78PP RHM78WPC	234	RHM78N	223 1201	RTM77PP RTM78N	.015
1980-61 GT510 Series	217 233	RM77PP RM82WPCC	---	---	---	---	---	---	---	---	.012
1980-61 GT510 Series	---	---	519 529	RM77N D14N	222 236	RHM78PP RHM78WPC	---	---	223 1201	RTM77PP RTM78N	.015
1980-76 SGT Series	217 233	RM77PP RM82WPCC	---	---	---	---	---	---	---	---	.012
1980-76 SGT Series	---	---	519 529	RM77N D14N	222 236	RHM78PP RHM78WPC	---	---	223 1201	RTM77PP RTM78N	.015
1980-79 GTL Series	217 233	RM77PP RM82WPCC	---	---	---	---	---	---	---	---	.012
1980-79 GTL Series	---	---	519 529	RM77N D14N	222 236	RHM78PP RHM78WPC	234	RHM78N	223 1201	RTM77PP RTM78N	.015
1991-81 GTLA/B Series (Light Use)	---	---	515 526	D15Y RD15Y	---	---	---	---	---	---	.015
1991-81 GTLA/B Series	---	---	625	D78Y	---	---	---	---	---	---	.015
1991-81 SGTA/B Series	---	---	625	D78Y	---	---	---	---	---	---	.015
1991-81 SGTLA/B Series (Light Use)	---	---	515 526	D15Y RD15Y	---	---	---	---	---	---	.015
2400 G Series	---	---	643	RB75N	---	---	---	---	---	---	.012



Model/Engine	UN-SHIELDED				SHIELDED						GAP
	Premium Long Life		Copper Plus®		Premium 3/4"-20		Copper Plus® 3/4"-20		Integral Coil Type 13/16"-20		
	Stk #	Plug Type	Stk #	Plug Type	Stk #	Plug Type	Stk #	Plug Type	Stk #	Plug Type	
TELEDYNE											
See Continental or Wisconsin											
TRANSAMERICA DELAVAL											
See Delaval											
UNIVERSAL											
18mm Heads	---	---	514	D14	---	---	---	---	---	---	.025
7/8"-18 Heads	---	---	569	W14	---	---	---	---	---	---	.030
Atomic Four	---	---	841	J8C	---	---	---	---	---	---	.030
			871	RJ8C							
VOLKSWAGEN											
ADF, ADH w/1.8L Eng.	---	---	300	N9YC	---	---	---	---	---	---	.035
			415	RN9YC							
EA111 w/1.0L Eng.	---	---	300	N9YC	---	---	---	---	---	---	.035
			415	RN9YC							
Models 122, 124A Gasoline	1224	RL85G	306	L86C	551	RHL79G	---	---	556	RTL85G	.025
			830	RL86C							
Models 122, 124A Natural & LPG	1224	RL85G	811	L82C	551	RHL79G	---	---	556	RTL85G	.025
			874	RL82C							
WARTSILA											
Model 175 After 1994	218	RC78PYP	---	---	---	---	---	---	---	---	.015
	1206	RC78WP									
	1209	RC78YCC15									
Model 34SG	---	---	---	---	---	---	---	---	---	---	.012
Model W20V	---	---	---	---	---	---	---	---	---	---	.012
Model W25SG, W28SG, W34SG	634	RB77WPCC	237	RB77CC	---	---	624	RHB81N	235	RTB77WPCC	.012
	636	RB77WPC	643	RB75N							
WAUKESHA											
AT SERIES											
Inline-8											
8L-AT25GL/AT27GL (1/2" Reach Heads)	217	RM77PP	640	RM77N	222	RHM78PP	234	RHM78N	223	RTM77PP	.012
	233	RM82WPCC			236	RHM78WPC			1201	RTM78N	
8L-AT25GL/AT27GL (13/16" Reach Heads)	634	RB77WPCC	237	RB77CC	---	---	624	RHB81N	235	RTB77WPCC	.012
	636	RB77WPC	643	RB75N							
V-12											
12V-AT25GL/AT27GL (1/2" Reach Heads)	217	RM77PP	640	RM77N	222	RHM78PP	234	RHM78N	223	RTM77PP	.012
	233	RM82WPCC			236	RHM78WPC			1201	RTM78N	
12V-AT25GL/AT27GL (13/16" Reach Heads)	634	RB77WPCC	237	RB77CC	---	---	624	RHB81N	235	RTB77WPCC	.012
	636	RB77WPC	643	RB75N							
GASOLINE											
14mm Heads											
135G, 135GK, 135GKB, 135GZB	---	---	---	---	---	---	538	RH8C	---	---	.025
							587	H8C			
135GZ, 140GZ, 145GZ, F554G, F817G	---	---	---	---	---	---	557	XEJ8	---	---	.025
135GZ, 140GZ, 145GZ, F554G, F817G	---	---	841	J8C	---	---	---	---	---	---	.030
			871	RJ8C							
140G, 140GK, 140GKB, 140GZB	---	---	---	---	---	---	538	RH8C	---	---	.025
							587	H8C			
145G, 145GK, 145GKB, 145GZB	---	---	---	---	---	---	538	RH8C	---	---	.025
							587	H8C			
Cranes, Carriers, Power Shovels	---	---	---	---	---	---	557	XEJ8	---	---	.025
Cranes, Carriers, Power Shovels	---	---	841	J8C	---	---	---	---	---	---	.030
			871	RJ8C							
F265GA, F283G, VRG265	---	---	302	N11YC	---	---	---	---	---	---	.025
			322	RN11YC4							
FC, ICK, 6BZ, 6MZA, 6SRKR, 6WAK	---	---	---	---	---	---	557	XEJ8	---	---	.025



COMMERCIAL, STATIONARY, & GAS ENGINE APPLICATIONS

MOTEURS COMMERCIAUX, STATIONNAIRES ET À ESSENCE
MOTORES COMERCIALES, FIJOS Y DE GASOLINA



Model/Engine	UN-SHIELDED				SHIELDED						GAP
	Premium Long Life		Copper Plus®		Premium 3/4"-20		Copper Plus® 3/4"-20		Integral Coil Type 13/16"-20		
	Stk #	Plug Type	Stk #	Plug Type	Stk #	Plug Type	Stk #	Plug Type	Stk #	Plug Type	
WAUKESHA (cont)											
GASOLINE (cont)											
14mm Heads (cont)											
FC, ICK, 6BZ, 6MZA, 6SRKR, 6WAK	---	---	841 871	J8C RJ8C	---	---	---	---	---	---	.030
Generator Sets	---	---	---	---	---	---	557	XEJ8	---	---	.025
Generator Sets	---	---	841 871	J8C RJ8C	---	---	---	---	---	---	.030
H540, H570, H844, H884, H884G	---	---	102 823	RJ6C J6C	---	---	---	---	---	---	.025
VRG220, VRG330	---	---	38 404	N12YC RN12YC	---	---	---	---	---	---	.025
VRG283, VRG310	---	---	302 322	N11YC RN11YC4	---	---	---	---	---	---	.025
18mm Heads											
140GK, 140GS, 145GK, 145GS	---	---	516 555	D16 UD16	---	---	---	---	---	---	.025
180G, 180GB, 180GL	---	---	514	D14	---	---	---	---	---	---	.025
180GS, 185GS, 190GS, FC	---	---	516 555	D16 UD16	---	---	---	---	---	---	.025
185GL, 185GLB, 190G, 190GL, 190GLB	---	---	514	D14	---	---	---	---	---	---	.025
195G, 195GK, 195GKA, 195GL	---	---	514	D14	---	---	---	---	---	---	.025
6BZ, LRORB, VLRORB, ICK	---	---	514	D14	---	---	---	---	---	---	.025
6LRZ, 6LRZB, 6MZA, 6MZR, 6NK	---	---	514	D14	---	---	---	---	---	---	.025
6NKR, 6NKR B, 6SRKR, 6WAK, 6WAKB	---	---	514	D14	---	---	---	---	---	---	.025
CFR	---	---	516 555	D16 UD16	---	---	---	---	---	---	.025
D155G, D176G, VRG232	---	---	516 555 563	D16 UD16 XED16	---	---	---	---	---	---	.025
F1197GR, VRG155	---	---	514 572	D14 XED14	---	---	---	---	---	---	.025
7/8"-18 Heads											
6LRO, 6SRKR, LRORB, XAH	---	---	569	W14	---	---	---	---	---	---	.030
INTERMEDIATE SERIES											
F1197G	---	---	514	D14	---	---	---	---	---	---	.025
F1950GR	217 233	RM77PP RM82WPCC	---	---	---	---	---	---	---	---	.012
F1950GR	---	---	519 566	RM77N M82N	222 236	RHM78PP RHM78WPC	234	RHM78N	223 1201	RTM77PP RTM78N	.015
18mm Heads											
140GK, 145GK, FC	217 233	RM77PP RM82WPCC	---	---	---	---	---	---	---	---	.012
140GK, 145GK, FC	---	---	519 529	RM77N D14N	222 236	RHM78PP RHM78WPC	234	RHM78N	223 1201	RTM77PP RTM78N	.015
180G, 180GB, 180GKB, 185GLB	217 233	RM77PP RM82WPCC	---	---	---	---	---	---	---	---	.012
180G, 180GB, 180GKB, 185GLB	---	---	519 529	RM77N D14N	222 236	RHM78PP RHM78WPC	234	RHM78N	223 1201	RTM77PP RTM78N	.015
190G, 190GLB, 196G, 195GK	217 233	RM77PP RM82WPCC	---	---	---	---	---	---	---	---	.012
190G, 190GLB, 196G, 195GK	---	---	519 529	RM77N D14N	222 236	RHM78PP RHM78WPC	234	RHM78N	223 1201	RTM77PP RTM78N	.015
6BZ, 6LRZ, 6LRZB, 6MZA, 6MZR, ICK	217 233	RM77PP RM82WPCC	---	---	---	---	---	---	---	---	.012
6BZ, 6LRZ, 6LRZB, 6MZA, 6MZR, ICK	---	---	519 529	RM77N D14N	222 236	RHM78PP RHM78WPC	234	RHM78N	223 1201	RTM77PP RTM78N	.015



Model/Engine	UN-SHIELDED				SHIELDED						GAP
	Premium Long Life		Copper Plus®		Premium		Copper Plus®		Integral Coil Type		
					3/4"-20		3/4"-20		13/16"-20		
	Stk #	Plug Type	Stk #	Plug Type	Stk #	Plug Type	Stk #	Plug Type	Stk #	Plug Type	
WAUKESHA (cont)											
INTERMEDIATE SERIES (cont)											
18mm Heads (cont)											
6NK, 6WAK, 6WAKB, NKR, WAKR, LRORB	217 233	RM77PP RM82WPCC	---	---	---	---	---	---	---	---	.012
6NK, 6WAK, 6WAKB, NKR, WAKR, LRORB	---	---	519 529	RM77N D14N	222 236	RHM78PP RHM78WPC	234	RHM78N	223 1201	RTM77PP RTM78N	.015
F1197GRSI, F1905GRSI, Generator Set	217 233	RM77PP RM82WPCC	---	---	---	---	---	---	---	---	.012
F1197GRSI, F1905GRSI, Generator Set	---	---	519	RM77N	222 236	RHM78PP RHM78WPC	234	RHM78N	223 1201	RTM77PP RTM78N	.015
F1850G, H2475G, L3711G LPG	---	---	509	D9	---	---	---	---	---	---	.025
F1850G, H2475G, L3711G Natural Gas	---	---	514	D14	---	---	---	---	---	---	.025
F2894G, F2894GRSI, F3520G, L5100GR	217 233	RM77PP RM82WPCC	---	---	---	---	---	---	---	---	.012
F2894G, F2894GRSI, F3520G, L5100GR	---	---	519 566	RM77N M82N	222 236	RHM78PP RHM78WPC	234	RHM78N	223 1201	RTM77PP RTM78N	.015
H1077G, H1077GSI, L1616G, L1616GSI	---	---	509	D9	---	---	---	---	---	---	.025
L5100GRSI, L5788GR	217 233	RM77PP RM82WPCC	---	---	---	---	---	---	---	---	.012
L5100GRSI, L5788GR	---	---	519 566	RM77N M82N	222 236	RHM78PP RHM78WPC	234	RHM78N	223 1201	RTM77PP RTM78N	.015
L5788GRSI, L7040G	217 233	RM77PP RM82WPCC	---	---	---	---	---	---	---	---	.012
L5788GRSI, L7040G	---	---	519 566	RM77N M82N	222 236	RHM78PP RHM78WPC	234	RHM78N	223 1201	RTM77PP RTM78N	.015
L7042GSIE, F3521GSIE	217 233	RM77PP RM82WPCC	---	---	---	---	---	---	---	---	.012
L7042GSIE, F3521GSIE	---	---	519	RM77N	222 236	RHM78PP RHM78WPC	234	RHM78N	223 1201	RTM77PP RTM78N	.015
VRN232, VRN155	---	---	514	D14	---	---	---	---	---	---	.025
7/8" - 18 HEADS											
6SRKR, XAH, LRORB	582 1207	RW82P RW80PP	---	---	---	---	---	---	---	---	.012
6SRKR, XAH, LRORB	---	---	510 545	W10 W85N	1204	RHW80PP	532	RHW80N	638	RTW80N	.015
Inline-6											
F817G	---	---	102 823	RJ6C J6C	---	---	---	---	---	---	.030
VSG Series											
F11FG F11GSI/GSID	---	---	---	---	1228 1229 575	EP3RCWYP15-1 EP8RCWYP15-2 RHN79G	---	---	---	---	.012
F11FG F11GSI/GSID	530	RN79G	---	---	---	---	---	---	1232 540	RTN79WYP RTN79G	.015
NATURAL & LP GAS											
14mm Heads											
135G, 140G, 145G	---	---	102 823	RJ6C J6C	---	---	---	---	---	---	.020
135GZ, 140GZ, 145GZ	---	---	102 823	RJ6C J6C	---	---	---	---	---	---	.020
H1077G, H1077GSI, L1616G, L1616GSI	---	---	---	---	1228 1229 575	EP3RCWYP15-1 EP8RCWYP15-2 RHN79G	---	---	---	---	.012
H1077G, H1077GSI, L1616G, L1616GSI	530	RN79G	---	---	---	---	---	---	1232 540	RTN79WYP RTN79G	.015
ICK, F554G, H884G	---	---	102 823	RJ6C J6C	---	---	---	---	---	---	.020



COMMERCIAL, STATIONARY, & GAS ENGINE APPLICATIONS

MOTEURS COMMERCIAUX, STATIONNAIRES ET À ESSENCE
MOTORES COMERCIALES, FIJOS Y DE GASOLINA



Model/Engine	UN-SHIELDED				SHIELDED						GAP
	Premium Long Life		Copper Plus®		Premium 3/4"-20		Copper Plus® 3/4"-20		Integral Coil Type 13/16"-20		
	Stk #	Plug Type	Stk #	Plug Type	Stk #	Plug Type	Stk #	Plug Type	Stk #	Plug Type	
WAUKESHA (cont)											
NATURAL & LP GAS (cont)											
14mm Heads (cont)											
P2154G, P2154GSI	---	---	---	---	1228 1229 575	EP3RCWYP15-1 EP8RCWYP15-2 RHN79G	---	---	---	---	.012
P2154G, P2154GSI	530	RN79G	---	---	---	---	---	---	1232 540	RTN79WYP RTN79G	.015
VRG220, VRG330	---	---	---	---	1228 1229 575	EP3RCWYP15-1 EP8RCWYP15-2 RHN79G	---	---	---	---	.012
VRG220, VRG330	530	RN79G	120 123	N5C RN5C	---	---	---	---	1232 540	RTN79WYP RTN79G	.020
VRN265, VRN283, VRN310	---	---	---	---	1228 1229 575	EP3RCWYP15-1 EP8RCWYP15-2 RHN79G	---	---	---	---	.012
VRN265, VRN283, VRN310	530	RN79G	120 123	N5C RN5C	---	---	---	---	1232 540	RTN79WYP RTN79G	.020
VGf SERIES											
Inline-6											
F18G, F18GL/GLD	634 636	RB77WPCC RB77WPC	237 643	RB77CC RB75N	---	---	624	RHB81N	235	RTB77WPCC	.012
Inline-8											
H24G, H24GL/GLD	634 636	RB77WPCC RB77WPC	237 643	RB77CC RB75N	---	---	624	RHB81N	235	RTB77WPCC	.012
V-12											
L36GL/GLD	634 636	RB77WPCC RB77WPC	237 643	RB77CC RB75N	---	---	624	RHB81N	235	RTB77WPCC	.012
V-16											
P48GL/GLD	634 636	RB77WPCC RB77WPC	237 643	RB77CC RB75N	---	---	624	RHB81N	235	RTB77WPCC	.012
VHP SERIES											
Inline-6											
2895GL (1/2" Reach Heads)	217 233	RM77PP RM82WPCC	640	RM77N	222 236	RHM78PP RHM78WPC	234	RHM78N	223 1201	RTM77PP RTM78N	.012
2895GL (13/16" Reach Heads)	634 636	RB77WPCC RB77WPC	237 643	RB77CC RB75N	---	---	624	RHB81N	235	RTB77WPCC	.012
3521GL (1/2" Reach Heads)	217 233	RM77PP RM82WPCC	640	RM77N	222 236	RHM78PP RHM78WPC	234	RHM78N	223 1201	RTM77PP RTM78N	.012
3521GL (13/16" Reach Heads)	634 636	RB77WPCC RB77WPC	237 643	RB77CC RB75N	---	---	624	RHB81N	235	RTB77WPCC	.012
F2895G, F2895GSI	217 233	RM77PP RM82WPCC	---	---	---	---	---	---	---	---	.012
F2895G, F2895GSI	---	---	519	RM77N	222 236	RHM78PP RHM78WPC	234	RHM78N	223 1201	RTM77PP RTM78N	.015
F3521G, F3521GSI	217 233	RM77PP RM82WPCC	---	---	---	---	---	---	---	---	.012
F3521G, F3521GSI	---	---	519	RM77N	222 236	RHM78PP RHM78WPC	234	RHM78N	223 1201	RTM77PP RTM78N	.015
V-12											
5108GL (1/2" Reach Heads)	217 233	RM77PP RM82WPCC	640	RM77N	222 236	RHM78PP RHM78WPC	234	RHM78N	223 1201	RTM77PP RTM78N	.012
5108GL (13/16" Reach Heads)	634 636	RB77WPCC RB77WPC	237 643	RB77CC RB75N	---	---	624	RHB81N	235	RTB77WPCC	.012
5790GL (1/2" Reach Heads)	217 233	RM77PP RM82WPCC	640	RM77N	222 236	RHM78PP RHM78WPC	234	RHM78N	223 1201	RTM77PP RTM78N	.012
5790GL (13/16" Reach Heads)	634 636	RB77WPCC RB77WPC	237 643	RB77CC RB75N	---	---	624	RHB81N	235	RTB77WPCC	.012
7042GL (1/2" Reach Heads)	217 233	RM77PP RM82WPCC	640	RM77N	222 236	RHM78PP RHM78WPC	234	RHM78N	223 1201	RTM77PP RTM78N	.012



Model/Engine	UN-SHIELDED				SHIELDED						GAP
	Premium Long Life		Copper Plus®		Premium		Copper Plus®		Integral Coil Type		
					3/4"-20		3/4"-20		13/16"-20		
	Stk #	Plug Type	Stk #	Plug Type	Stk #	Plug Type	Stk #	Plug Type	Stk #	Plug Type	
WAUKESHA (cont)											
VHP SERIES (cont)											
V-12 (cont)											
7042GL (13/16" Reach Heads)	634 636	RB77WPCC RB77WPC	237 643	RB77CC RB75N	---	---	624	RHB81N	235	RTB77WPCC	.012
L5108G, L5108GSI, L5790G	217 233	RM77PP RM82WPCC	---	---	---	---	---	---	---	---	.012
L5108G, L5108GSI, L5790G	---	---	519	RM77N	222 236	RHM78PP RHM78WPC	234	RHM78N	223 1201	RTM77PP RTM78N	.015
L5790GSI, L7042G, L7042GSI	217 233	RM77PP RM82WPCC	---	---	---	---	---	---	---	---	.012
L5790GSI, L7042G, L7042GSI	---	---	519	RM77N	222 236	RHM78PP RHM78WPC	234	RHM78N	223 1201	RTM77PP RTM78N	.015
V-16											
5115GL	634 636	RB77WPCC RB77WPC	237 643	RB77CC RB75N	---	---	624	RHB81N	235	RTB77WPCC	.012
9390G, P9390GSI	233	RM82WPCC	---	---	---	---	---	---	---	---	.012
9390G, P9390GSI	---	---	519	RM77N	222 236	RHM78PP RHM78WPC	234	RHM78N	223 1201	RTM77PP RTM78N	.015
9390GL (1/2" Reach Heads)	217 233	RM77PP RM82WPCC	640	RM77N	222 236	RHM78PP RHM78WPC	234	RHM78N	223 1201	RTM77PP RTM78N	.012
9390GL (13/16" Reach Heads)	634 636	RB77WPCC RB77WPC	237 643	RB77CC RB75N	---	---	624	RHB81N	235	RTB77WPCC	.012
VSG SERIES											
18mm Heads											
140GK, 145GK, FC	217 233	RM77PP RM82WPCC	---	---	---	---	---	---	---	---	.012
140GK, 145GK, FC	---	---	519 529	RM77N D14N	222 236	RHM78PP RHM78WPC	234	RHM78N	223 1201	RTM77PP RTM78N	.015
180G, 180GB, 180GKB, 185GLB	217 233	RM77PP RM82WPCC	---	---	---	---	---	---	---	---	.012
180G, 180GB, 180GKB, 185GLB	---	---	519 529	RM77N D14N	222 236	RHM78PP RHM78WPC	234	RHM78N	223 1201	RTM77PP RTM78N	.015
190G, 190GLB, 195G, 195GK	217 233	RM77PP RM82WPCC	---	---	---	---	---	---	---	---	.012
190G, 190GLB, 195G, 195GK	---	---	519 529	RM77N D14N	222 236	RHM78PP RHM78WPC	234	RHM78N	223 1201	RTM77PP RTM78N	.015
6BZ, 6LRZ, 6LRZB, 6MZA, 6MZR, ICK	217 233	RM77PP RM82WPCC	---	---	---	---	---	---	---	---	.012
6BZ, 6LRZ, 6LRZB, 6MZA, 6MZR, ICK	---	---	519 529	RM77N D14N	222 236	RHM78PP RHM78WPC	234	RHM78N	223 1201	RTM77PP RTM78N	.015
6NK, 6WAK, 6WAKB, NKR, WAKR, LROB	217 233	RM77PP RM82WPCC	---	---	---	---	---	---	---	---	.012
6NK, 6WAK, 6WAKB, NKR, WAKR, LROB	---	---	519 529	RM77N D14N	222 236	RHM78PP RHM78WPC	234	RHM78N	223 1201	RTM77PP RTM78N	.015
F1197GRSI, F1905GRSI, Generator Set	217 233	RM77PP RM82WPCC	---	---	---	---	---	---	---	---	.012
F1197GRSI, F1905GRSI, Generator Set	---	---	519	RM77N	222 236	RHM78PP RHM78WPC	234	RHM78N	223 1201	RTM77PP RTM78N	.015
F1850G, H2475G, L3711G LPG	---	---	509	D9	---	---	---	---	---	---	.025
F1850G, H2475G, L3711G Natural Gas	---	---	514	D14	---	---	---	---	---	---	.025
F2894G, F2894GRSI, F3520G, L5100GR	217 233	RM77PP RM82WPCC	---	---	---	---	---	---	---	---	.012
F2894G, F2894GRSI, F3520G, L5100GR	---	---	519 566	RM77N M82N	222 236	RHM78PP RHM78WPC	234	RHM78N	223 1201	RTM77PP RTM78N	.015
H1077G, H1077GSI, L1616G, L1616GSI	---	---	509	D9	---	---	---	---	---	---	.025
L5100GRSI, L5788GR	217 233	RM77PP RM82WPCC	---	---	---	---	---	---	---	---	.012



COMMERCIAL, STATIONARY, & GAS ENGINE APPLICATIONS

MOTEURS COMMERCIAUX, STATIONNAIRES ET À ESSENCE
MOTORES COMERCIALES, FIJOS Y DE GASOLINA



Model/Engine	UN-SHIELDED				SHIELDED						GAP
	Premium Long Life		Copper Plus®		Premium 3/4"-20		Copper Plus® 3/4"-20		Integral Coil Type 13/16"-20		
	Stk #	Plug Type	Stk #	Plug Type	Stk #	Plug Type	Stk #	Plug Type	Stk #	Plug Type	
WAUKESHA (cont)											
VSG SERIES (cont)											
18mm Heads (cont)											
L5100GRSI, L5788GR	---	---	519 566	RM77N M82N	222 236	RHM78PP RHM78WPC	234	RHM78N	223 1201	RTM77PP RTM78N	.015
L5788GRSI, L7040G	217 233	RM77PP RM82WPCC	---	---	---	---	---	---	---	---	.012
L5788GRSI, L7040G	---	---	519 566	RM77N M82N	222 236	RHM78PP RHM78WPC	234	RHM78N	223 1201	RTM77PP RTM78N	.015
L7042GSIE, F3521GSIE	217 233	RM77PP RM82WPCC	---	---	---	---	---	---	---	---	.012
L7042GSIE, F3521GSIE	---	---	519	RM77N	222 236	RHM78PP RHM78WPC	234	RHM78N	223 1201	RTM77PP RTM78N	.015
VRN232, VRN155	---	---	514	D14	---	---	---	---	---	---	.025
Inline-6											
F11G, F11GSI/GSID	---	---	---	---	1228 1229 575	EP3RCWYP15-1 EP8RCWYP15-2 RHN79G	---	---	---	---	.012
F11G, F11GSI/GSID	530	RN79G	---	---	---	---	---	---	1232 540	RTN79WYP RTN79G	.015
WEST BEND											
All Other Models (Light Load)	---	---	---	---	---	---	844 854	H10C RH10C	---	---	.025
All Other Models (Normal Load)	---	---	---	---	---	---	538 587	RH8C H8C	---	---	.025
All Other Models (Severe Load)	---	---	102 823	RJ6C J6C	---	---	---	---	---	---	.030
Models 610, 820	---	---	811 874	L82C RL82C	---	---	---	---	---	---	.030
WHITE ENGINES, INC.											
See Hercules											
WHITE-SUPERIOR											
See Superior											
WISCONSIN											
ACN, AEN, AENLD	---	---	516 564	D16 D16J	---	---	---	---	---	---	.030
AEH, AENL, AENS, AFH, AGH, AHH	---	---	516 564	D16 D16J	---	---	---	---	---	---	.030
AGND	---	---	502	D21	---	---	---	---	---	---	.025
All 18mm Heads Using LP Gas	---	---	509	D9	---	---	---	---	---	---	.025
BKN, S7D, S8D, S10D, S12D, S14D, TE	---	---	516 564	D16 D16J	---	---	---	---	---	---	.030
TF, TH, THD, TRA10D, TRA12D, THPD, TJD	---	---	516 564	D16 D16J	---	---	---	---	---	---	.030
THOM, VE4, VF4, VE4, VF4D	---	---	516 564	D16 D16J	---	---	---	---	---	---	.030
V460D, V461D, V465D	---	---	38 404	N12YC RN12YC	---	---	---	---	---	---	.025
VG4D, VH4, VH4D, W2-280	---	---	516 564	D16 D16J	---	---	---	---	---	---	.030
VH4DM, TR10D, W4-1770, W2-1230	---	---	516 564	D16 D16J	---	---	---	---	---	---	.030
W2-1230 Serial #5996538 & Up	530	RN79G	120 123	N5C RN5C	575	RHN79G	---	---	1232 540	RTN79WYP RTN79G	.020
W2-1235, W4-2460, W2-1250	530	RN79G	120 123	N5C RN5C	575	RHN79G	---	---	1232 540	RTN79WYP RTN79G	.020
W2-880, W2-1230 Thru Serial #5995537	---	---	516 564	D16 D16J	---	---	---	---	---	---	.030



Model/Engine	UN-SHIELDED				SHIELDED						GAP
	Premium Long Life		Copper Plus®		Premium		Copper Plus®		Integral Coil Type		
					3/4"-20		3/4"-20		13/16"-20		
	Stk #	Plug Type	Stk #	Plug Type	Stk #	Plug Type	Stk #	Plug Type	Stk #	Plug Type	
WISCONSIN-ROBIN											
EY18-3W, EY25W Gasoline	1224	RL85G	306 830	L86C RL86C	551	RHL79G	---	---	556	RTL85G	.025
EY18-3W, EY25W Kerosene	---	---	806	L92YC	---	---	---	---	---	---	.025
EY18W, EY21W, EY27W, EY44W	1224	RL85G	306 830	L86C RL86C	551	RHL79G	---	---	556	RTL85G	.025
W1-080, W1-150, W1-230, W1-280	---	---	312 327	L87YC RL87YC	---	---	---	---	---	---	.025
W1-145, W1-390, W1-185, W1-340	1224	RL85G	306 830	L86C RL86C	551	RHL79G	---	---	556	RTL85G	.025
WT-125V, W1-450V	1224	RL85G	306 830	L86C RL86C	551	RHL79G	---	---	556	RTL85G	.025
WITTE											
See Oilwell											
WORTHINGTON											
AG, BG, BBG, EEGX	---	---	569	W14	---	---	---	---	---	---	.030
CG, CCG, CCGX, DG, DDG	582 1207	RW82P RW80PP	545	W85N	1204	RHW80PP	532	RHW80N	638	RTW80N	.012
DDGX Gasoline	---	---	102 823	RJ6C J6C	---	---	---	---	---	---	.030
DDGX Natural Gas	---	---	825	J4C	---	---	---	---	---	---	.015
DHG, DRG, EEG	582 1207	RW82P RW80PP	545	W85N	1204	RHW80PP	532	RHW80N	638	RTW80N	.012
EHG, LFC, LCE	582 1207	RW82P RW80PP	545	W85N	1204	RHW80PP	532	RHW80N	638	RTW80N	.012
LTC 18X25, & LTC 20X25	---	---	518	W18	---	---	---	---	---	---	.025
ML Turbocharged	582 1207	RW82P RW80PP	553 580	RW80N W80N	1204	RHW80PP	532	RHW80N	638	RTW80N	.012
SDHG & SDHP Severe Service	582 1207	RW82P RW80PP	553 580	RW80N W80N	1204	RHW80PP	532	RHW80N	638	RTW80N	.012
SLHC, SLHCA, SLHP	582 1207	RW82P RW80PP	553 580	RW80N W80N	1204	RHW80PP	532	RHW80N	638	RTW80N	.012
SUTC, SEGH, SWG	582 1207	RW82P RW80PP	553 580	RW80N W80N	1204	RHW80PP	532	RHW80N	638	RTW80N	.012
SWG, SOME, SEHG w/Clamp in plugs	---	---	598	RS79N	---	---	---	---	---	---	.012
UTC Shielded	---	---	---	---	578	REW82P	534	REW80N	---	---	.012
UTC	582 1207	RW82P RW80PP	553 580	RW80N W80N	1204	RHW80PP	532	RHW80N	638	RTW80N	.012
YAMAHA											
AS110	1224	RL85G	306 830	L86C RL86C	551	RHL79G	---	---	556	RTL85G	.025
MF180, MF260, MF410	---	---	312 327	L87YC RL87YC	---	---	---	---	---	---	.025
YANMAR											
Y12, Y18, Y24, Y33	---	---	405	RN14YC	---	---	---	---	---	---	.030
YOUNG											
All Models	---	---	518	W18	---	---	---	---	---	---	.025



Model/Engine	SHIELDED		Gap
	5/8"-24		
	Stk #	Plug Type	
CASE			
GASOLINE			
188G, 301G, 377G	563	XED16	.025
A284, A377, 159G	563	XED16	.025
NATURAL & LP GAS			
188G, 301G, 377G	568	REM77N	.012
A284, A377, 159G	568	REM77N	.012
CATERPILLAR			
STARTING ENGINE FOR DIESELS			
18mm Heads			
D320, D326, D337	563	XED16	.025
D339, D342, D343, D353	563	XED16	.025
D375, D379, D397, D398	563	XED16	.025
CLARK			
see Dresser Clark			
CLEVELAND DIESEL			
Model 358	578	REW82P	.012
CLIMAX			
GASOLINE			
Normal Service			
CE101, CE106, CE264	568	REM77N	.012
CE46, CE66, CE81, CE96	550 572	ED14 XED14	.025
R-165 Snowplow Only	563	XED16	.025
V-80, V-85, V-122, V-125 8.2:1 C.R.	550 572	ED14 XED14	.015
V-80, V-85, V-122, V-125 9.4:1 C.R.	568	REM77N	.012
CONTINENTAL			
NATURAL & LP GAS			
C46, C66, C96, C106, C255	505	ED89D	.025
NORMAL SERVICE			
B405, 4124, 4140, 4162, 4163, 6226	563	XED16	.025
B6244, 6245, 6277, 6371, 6405, 6427	563	XED16	.025
C46, C66	563	XED16	.025
E223, F124, 135, 140, 162, 163, 186	563	XED16	.025
F209, 226, 227, 244, 245	563	XED16	.025
G134, 157, 176, H227, 243, 260	563	XED16	.025
J382 TO 403, T371 TO 247	563	XED16	.025
M6271, 6290, 6330, 6363, OS220	563	XED16	.025
R6513, 6572, 6602, U6501 18mm Heads	563	XED16	.025
RS542, T6371, 6427, TC56	563	XED16	.025
Y69, Y91, Y112, Y4069, 4091, 4112	563	XED16	.025
Z105 TO 120, ZA120	563	XED16	.025
COOPER - BESSEMER			
ENG, GNG	568	REM77N	.015
GAW, GMR, GMV, JS	578	REW82P	.012
GS	563	XED16	.025
5/8" REACH			
GMW, GMX, V-250, V-275, W330	578	REW82P	.012

Model/Engine	SHIELDED		Gap
	5/8"-24		
	Stk #	Plug Type	
COOPER - BESSEMER (cont)			
5/8" REACH (cont)			
GMWC, GMWA	578	REW82P	.012
GMXE, GMWA, GMXH, W330	578	REW82P	.012
Z330	578	REW82P	.012
G402 REDUCING BUSHING			
GDJ, GMA, GMB, GMC	568	REM77N	.015
GDT, GFB, GFE, GFK	568	REM77N	.015
COOPER ENERGY SERVICES			
see Superior			
CP - CHICAGO PNEUMATIC			
High Comperssion			
9CPG	534	REW80N	.012
Low Comperssion			
9CPG	563	XED16	.025
DECO-GRAND			
AU7B, DE8	567	XEJ12	.025
DORMAN			
12S, 12STCWG, 12STCAG, 6PG, 12PG	568	REM77N	.015
12SG	568	REM77N	.015
6PG, 12PG	568	REM77N	.015
DRESSER CLARK			
BA, HBA, HMA, HLA, HRA, MA	578	REW82P	.012
RA, TRA, TLA, TCV	578	REW82P	.012
SUPER & TURBOCHARGED			
HBAT, HLAT, HRAT, TRA, TLA	578	REW82P	.012
TCVB, TCVC, TVM, VMC	578	REW82P	.012
TLAB, TLAC, TLAD, TPV, TCVA	578	REW82P	.012
TVC, HSRA, RAS, TMB	578	REW82P	.012
DRESSER RAND			
TCV, TCVA, TCVD, TLAD	578	REW82P	.012
ENTERPRISE			
7/8" - 18 HEADS			
GSM-36, 38	578	REW82P	.012
CENTER OF HEAD			
TDSG-36-6-38	578	REW82P	.012
FAIRBANKS MORSE			
38D8-1 SERIES	568	REM77N	.012
GENERAL MOTORS			
16-358HN, 16-358-X	578	REW82P	.012
HALL SCOTT			
GASOLINE			
1091-OS Intake	563	XED16	.025
136, 180, 190, 504 Exhaust	550 572	ED14 XED14	.025
200-0, 201-0, 400-0 Regular	550 572	ED14 XED14	.025
400-0, 470, 480, 6156 Exhaust	550 572	ED14 XED14	.025
440, 2269-0, 1091-OS Ehaust	550 572	ED14 XED14	.025
6156-B1, 6182-B1 Intake	550 572	ED14 XED14	.025
779-GHI	563	XED16	.025



Model/Engine	SHIELDED		Gap
	5/8"-24		
	Stk #	Plug Type	
HALL SCOTT (cont)			
GASOLINE (cont)			
F3, G1, G2, 6182 Exhaust	550 572	ED14 XED14	.025
G1, G2, FE, 1091G1 Exhaust	550 572	ED14 XED14	.025
NATURAL & LP GAS			
400-0, 470, 480, 855, 935 Intake	550 572	ED14 XED14	.025
HERCULES			
1091-OS Exhaust	550 572	ED14 XED14	.025
1091-OS Intake	563	XED16	.025
HXE, HXLEF	563	XED16	.025
NATURAL & LP GAS			
6156, 6182 Gas Intake	550 572	ED14 XED14	.025
HOPE			
see Cooper-Bessemer			
INGERSOLL-RAND			
NATURALLY ASPIRATED			
PKVG, KVGR, PKVGR	578	REW82P	.012
Turbicharged Models	578	REW82P	.012
XVG, PVG, JVG, SVG, KVG, PJVG, PSVG	578	REW82P	.012
INTERNATIONAL			
GASOLINE			
NORMAL SERVICE			
U164, U169, U175	563	XED16	.025
U2, U2A, UC60, UC135	563	XED16	.025
UC135B, UC153	563	XED16	.025
UC175, UC200, UC301	563	XED16	.025
UC221, UC263 Shielded	563	XED16	.025
JOHN DEERE			
341, 400, 500 Series	550 572	ED14 XED14	.025
NATURAL & LP GAS			
400, 500 Series	568	REM77N	.012
LORAIN			
30, 37, 40, 50	563	XED16	.025
A, L, O, R 7/8"-18 HEADS	578	REW82P	.012
LUFKIN			
NORMAL SERVICE			
H795	578	REW82P	.012
SEVERE SERVICE			
H1770, H2165	578	REW82P	.012
M.E.P. INDUSTRIES			
M.E.P. -6, -8, 10, -12 Unshielded	568	REM77N	.015
MINNEAPOLIS - MOLINE			
GASOLINE			
Low Comperssion			
165-4A, 185-4A, 206-4A	563	XED16	.025

Model/Engine	SHIELDED		Gap
	5/8"-24		
	Stk #	Plug Type	
MINNEAPOLIS - MOLINE (cont)			
GASOLINE (cont)			
Low Comperssion (cont)			
220-4, HD220-4A, M220-A4A	550 572	ED14 XED14	.025
336A-4A, HD425-6A	550 572	ED14 XED14	.025
ALL ABOVE MODELS W/18mm HEADS	550 572	ED14 XED14	.025
HD504-6A, HD425-6A	550 572	ED14 XED14	.025
HD504A-6A, 605A-6A, 605B-6A	550 572	ED14 XED14	.025
HD605-6A, 800-6A	550 572	ED14 XED14	.025
HD800-6A, HD800A-6A, 1210-12A	550 572	ED14 XED14	.025
NATURAL & LP GAS			
206-4A, 220-4, HD220-4A, M220-A4A	568	REM77N	.025
283-4A, HD504-6A	568	REM77N	.025
336A-4A, HD425-6A, HD504A-6A	568	REM77N	.025
605A-6A, 605B-6A, HD605-6A	568	REM77N	.025
HD800-6A, HD800A-6A, 1210-12A	568	REM77N	.025
NORDBERG (HATCH & KIRK)			
Power Chief 4FG	550 572	ED14 XED14	.025
RATHBUN JONES			
Models w/G402 Reducing Bushing	568	REM77N	.015
ROILINE			
F1500, H2000, H2470 (Light Load)	568	REM77N	.012
H540, H844, H570, H884	568	REM77N	.012
L3230, L3460, L4000 (Light Load)	568	REM77N	.012
GASOLINE			
High Comperssion			
F1500, F1850, H2000, H2150, H2470	568	REM77N	.012
L3000, L3230, L3460, L4000	568	REM77N	.012
Shielded Plug	550 572	ED14 XED14	.025
Low Comperssion			
F1500, F1850, H2000, H2150, H2470	550 572	ED14 XED14	.025
L3000, L3230, L3460, L4000	550 572	ED14 XED14	.025
Shielded Plug	550 572	ED14 XED14	.025
RUSTON			
RK270GS Series	578	REW82P	.012

**COMMERCIAL, STATIONARY, & GAS ENGINE APPLICATIONS - 5/8"-24**MOTEURS COMMERCIAUX, STATIONNAIRES ET À ESSENCE
MOTORES COMERCIALES, FIJOS Y DE GASOLINA

Model/Engine	SHIELDED		Gap
	5/8"-24		
	Stk #	Plug Type	
SOLAR TURBINE			
Mars, Centaur	550 572	ED14 XED14	.025
Type H, Tauros	550 572	ED14 XED14	.025
STOVER			
DVA, DVA1	550 572	ED14 XED14	.025
SUPERIOR			
1965-58 GX825 Series	568	REM77N	.015
1970-63 VG825 Series86	578	REW82P	.012
1970-63 VGT825 Series86	578	REW82P	.012
1973-39 80G Series	550 572	ED14 XED14	.025
1973-39 80GX Series	550 572	ED14 XED14	.025
1979-65 GT825 Series	568	REM77N	.015
1980-46 G510 Series	568	REM77N	.015
1980-51 G825 Series	568	REM77N	.015
1980-61 GT510 Series	568	REM77N	.015
1980-76 SGT Series	568	REM77N	.015
1980-79 GTL Series	568	REM77N	.015
2400 G Series	550 572	ED14 XED14	.025
TELEDYNE			
see Continental			
UNIVERSAL			
18mm Heads	550 572	ED14 XED14	.025
WAUKESHA			
AT SERIES			
12V-AT25GL/AT27GL (1/2' reach heads)	568	REM77N	.012
GASOLINE			
14mm Heads			
140GK, 140GS, 145GK, 145GS	563	XED16	.025
180G, 180GB, 180GL	550 572	ED14 XED14	.025
180GS, 185GS, 190GS, FC	563	XED16	.025
185GL, 185GLB, 190G, 190GL, 190GLB	550 572	ED14 XED14	.025
195G, 195GK, 195GKA, 195GL	550 572	ED14 XED14	.025
6BZ, LRORB, VLRORB, ICK	550 572	ED14 XED14	.025
6LRZ, 6LRZB, 6MZA, 6MZR, 6NK	550 572	ED14 XED14	.025
6NKR, 6NKR, 6SRKR, 6WAK, 6WAKB	550 572	ED14 XED14	.025
CFR	563	XED16	.025
D155G, D176G, VRG232	563	XED16	.025
F1197GR, VRG155	550 572	ED14 XED14	.025
Shielded type for D14	550 572	ED14 XED14	.025
Shielded type for D16	563	XED16	.025
Shielded type for J8C	557	XEJ8	.025

Model/Engine	SHIELDED		Gap
	5/8"-24		
	Stk #	Plug Type	
WAUKESHA (cont)			
INLINE 8			
8L-AT25GL/AT27GL (1/2' reach heads)	568	REM77N	.012
INTERMEDIATE SERIES			
Inline 6			
F1197G	550 572	ED14 XED14	.025
F1905GR	568	REM77N	.015
VGF SERIES			
18mm Heads			
140GK, 145GK, FC	568	REM77N	.015
180G, 180GB, 180GKB, 185GLB	568	REM77N	.015
1850G, H2475G, L3711G Natural Gas	550 572	ED14 XED14	.025
190G, 190GLB, 195G, 195GK	568	REM77N	.015
6BZ, 6LRZ, 6LRZB, 6MZA, 6MZR, ICK	568	REM77N	.015
6NK, 6WAK, 6WAKB, NKR, WAKR, LRORB	568	REM77N	.015
F1197GRSI, F1905GRSI Generator Set	568	REM77N	.015
F2894G, F2894GRSI, F3520G, L5100GR	568	REM77N	.015
L5100GRSI, L5788GR	568	REM77N	.015
L5788GRSI, L7040G	568	REM77N	.015
L7042GSIE, F3521GSIE	568	REM77N	.015
VRN232, VRN155	550 572	ED14 XED14	.025
VHP SERIES			
Inline 6			
2895GL (1/2' reach heads)	568	REM77N	.012
3521GL (1/2' reach heads)	568	REM77N	.012
F2895G, F2895GSI	568	REM77N	.012
F3251G, F3521GSI	568	REM77N	.012
V12 Series			
5108GL (1/2" reach heads)	568	REM77N	.012
5790GL (1/2' reach heads)	568	REM77N	.012
7042GL (1/2' reach heads)	568	REM77N	.012
L5108G, L5108GSI, L5790G	568	REM77N	.012
L5790GSI, L7042G, L7042GSI	568	REM77N	.012
V16 Series			
9390G, P9390GSI	568	REM77N	.012
9390GL (1/2" reach heads)	568	REM77N	.012
WHITE ENGINE, INC.			
see Hercules			
WHITE-SUPERIOR			
see Superior			
WORTHINGTON			
CG, CCG, CCGX, DG, DDG	578	REW82P	.012
DHG, DRG, EEG	578	REW82P	.012
EHG, LFC, LCE	578	REW82P	.012
ML Turbocharged	578	REW82P	.012
SDHG & SDHP Severe Service	578	REW82P	.012
SLHC, SLHCA, SLHP	578	REW82P	.012
SUTC, SEGH, SWG	578	REW82P	.012
UTC	578	REW82P	.012



SPARK PLUG REMOVAL AND INSTALLATION

After the normal service life of a spark plug, one or more of the plugs may be a little difficult to loosen. Allowing the engine ample cool-down time will facilitate plug removal. The use of penetrating oil is also recommended if the plug appears to be dangerously tight. Apply steady pressure with a plug wrench until the plug loosens. Before removing the plug, blow any dirt from the port area that might be present to prevent it from falling into the combustion chamber. If the plug appeared to be overly tight when removed by hand, it may be due to carbon collection in the threaded area of the cylinder head. This condition is common in older engines. The threads should be cleaned with a chaser tool, and the seat wiped clean to assure good seat contact before installing a new plug.

Use the Champion torque recommendation below as a guide for tightening all spark plugs.

DÉPOSE ET POSE DES BOUGIES

Après une durée normale de service, il est possible qu'une ou plusieurs bougies soient difficiles à desserrer. Laisser le moteur se refroidir suffisamment peut alors faciliter la dépose des bougies. L'utilisation d'une huile pénétrante est également recommandée si la bougie semble dangereusement serrée. Appliquer une pression constante avec une clé à bougie jusqu'à ce que la bougie se desserre. Avant de la retirer, enlever toute trace de saleté autour de son orifice pour empêcher qu'elle ne contamine la chambre de combustion. Si une bougie enlevée à la main semblait trop serrée, il est possible qu'il y ait un dépôt de carbone dans le filetage du couvercle de culasse. Ce problème est commun sur les anciens modèles de moteur. Le filetage doit alors être nettoyé à l'aide d'une filière, et le siège doit être essuyé avec soin pour lui assurer un bon contact avant d'installer une nouvelle bougie.

Utiliser le guide de serrage Champion ci-dessous recommandé pour toutes les bougies Champion.

DESMONTAJE E INSTALACIÓN DE BUJÍAS

Después de la duración de servicio normal de una bujía, es posible que sea difícil aflojar una o más bujías. Se debe dejar que el motor se enfríe durante un largo tiempo para facilitar el desmontaje de las bujías. También se recomienda usar aceite penetrante si la bujía parece estar peligrosamente apretada. Ejercer una presión constante con una llave para bujías hasta que se afloje la bujía. Antes de quitar la bujía, limpie la suciedad que pueda estar presente en el área del orificio para impedir que entre en la cámara de combustión. Si la bujía parece estar demasiado apretada cuando se quita con la mano, puede deberse a la acumulación de carbón en el área roscada de la cabeza del cilindro. Esto es común en los motores más antiguos. Se deben limpiar las roscas con un peine de roscar, y el asiento debe limpiarse para asegurar un buen contacto antes de instalar una bujía nueva.

Use la siguiente recomendación de apriete de Champion como guía para apretar todas las bujías.

TAPERED SEAT PLUGS
BOUGIES À SIÈGE CONIQUE
BUJÍAS DE ASIENTO CÓNICO



Finger Tight. Install the new plug finger tight, and complete the installation with a plug wrench.

Serrer avec les doigts. Installer les nouvelles bougies à la main, puis compléter l'installation à l'aide d'une clé pour bougie.

Apretada a mano. Instale la nueva bujía apretándola con la mano, y complete la instalación con una llave para bujías.



Turn Finger Tight. A tapered seat plug does not use gaskets and requires about one-sixteenth (1/16) turn.

Serrer avec les doigts. Une bougie à siège conique ne comporte pas de joints et nécessite environ 1/16 de tour.

Giro con la mano. Las bujías cónicas no usan empaquetaduras y requieren aproximadamente un dieciseisavo (1/16) de vuelta.

GASKET TYPE PLUGS
BOUGIES DE TYPE À JOINT
BUJÍAS TIPO EMPAQUETADURA



Turn Finger Tight. A new or reinstalled plug with a **new gasket** will require 3/8-5/8 turn to effect a gas tight seal depending on head material. (See below.)

Serrer avec les doigts. Une bougie neuve ou réinstallée avec un nouveau joint nécessitera 3/8-5/8 de tour pour composer un joint de gaz étanche, selon le matériau de la culasse (voir ci-dessous).

Giro con la mano. Una bujía nueva o vuelta a instalar con una empaquetadura nueva requiere de 1/4 a 5/8 de vuelta para lograr una estanqueidad al gas dependiendo del material de la cabeza. (Vea abajo).



1/4 Turn Finger Tight. For reinstalled plugs with **used gasket ONLY** a 1/4 turn is required for gas tight seal for both cast iron and aluminum.

Serrer avec les doigts. Pour les bougies réinstallées avec le vieux joint, SEULEMENT 1/4 de tour est requis pour composer un joint de gaz étanche, autant pour la fonte moulée que pour l'aluminium.

Giro con la mano de 1/4 de vuelta. Para bujías vueltas a instalar con empaquetadura usada SÓLAMENTE se requiere 1/4 de vuelta para lograr una estanqueidad al gas para hierro colado y aluminio.

TORQUE RECOMMENDATIONS
RECOMMANDATIONS DE SERRAGE
RECOMENDACIONES DE APRIETE

SPARK PLUG THREAD SIZE	GASKET PART NO.	CAST IRON HEADS		ALUMINUM HEADS	
		WITH TORQUE WRENCH	WITHOUT TORQUE WRENCH	WITH TORQUE WRENCH	WITHOUT TORQUE WRENCH
Gasket Type*					
10mm	Y678	8-12 lb.ft.	1/4 Turn	8-12 lb.ft.	1/4 Turn
12mm	P678	10-18 lb.ft.	1/4 Turn	10-18 lb.ft.	1/4 Turn
14mm	N678	26-30 lb.ft.	1/2 to 5/8 Turn	18-22 lb.ft.	3/8 to 1/2 Turn
18mm	A678	32-38 lb.ft.	1/2 to 5/8 Turn	28-34 lb.ft.	3/8 to 1/2 Turn
7/8"	A478	50-55 lb.ft.	1/2 to 5/8 Turn	—	—
Tapered Seat					
14mm	—	7-15 lb.ft.	1/16 Turn (Snug)	7-15 lb.ft.	1/16 Turn (Snug)
18mm	—	15-20 lb.ft.	1/16 Turn (Snug)	15-20 lb.ft.	1/16 Turn (Snug)

* Torque recommendations are for new gaskets.

* Les recommandations de serrage concernent les nouveaux joints d'étanchéité.

* Las recomendaciones de apriete son para empaquetaduras nuevas.

SPARK PLUG GASKETS
JOINTS DE BOUGIES D'ALLUMAGE
EMPAQUETADURAS DE BUJÍAS

10 mm solid: **solide** : maciza: Y-674/.045
 10 mm thread on: à visser : **roscable**: Y-678/.045

12 mm solid: **solide** : maciza: P-674/.057, P-677/.095
 12 mm thread on: à visser : **roscable**: P-678/.052

14 mm solid: **solide** : maciza: N-673 (wide) /.057, N-675/.057, N-677/.135, N-673X1/.080
 14 mm thread on: à visser : **roscable**: N-678/.052




GAPPING FINE WIRE SPARK PLUGS
ÉCARTEMENT DES BOUGIES À FIL FIN
DETERMINACIÓN DE LA SEPARACIÓN ENTRE PUNTAS DE BUJÍAS DE FILAMENTOS

Most Champion Iridium and Double Platinum plugs are equipped with fine-wire technology. Fine-wire electrodes help to concentrate the electrical field between the two electrodes, allowing the plug to achieve the greatest performance.

Although all Champion plugs are gapped at the factory there may be the need to adjust gap slightly for your engine. Gapping of fine-wire plugs should always be performed by adjusting the ground electrode without contacting the center electrode.

Bending or prying the ground electrode while in contact with the precious metal can damage the spark plug, resulting in compromised performance and life.

When adjusting the ground electrode, use a gapping tool with a ground electrode adjustment tool (pictured) or a pair of needle-nose pliers.



La plupart des bougies Double Platinum Champion sont dotées de la technologie des électrodes à fil fin. Les électrodes à fil fin aident à concentrer le champ électrique entre les deux électrodes, permettant ainsi à la bougie d'offrir une performance optimale.

Bien que l'écartement de toutes les bougies Champion soit réglé en usine, il peut être nécessaire de l'ajuster légèrement pour votre moteur. Le réglage de l'écartement des bougies à fil fin doit toujours être réalisé en prenant soin d'ajuster l'électrode de masse en évitant qu'elle entre en contact avec l'électrode centrale.

Le fait de courber ou d'écarter l'électrode de masse tandis qu'elle est en contact avec le métal précieux peut endommager la bougie, compromettant ainsi sa performance et sa durée de vie.

Pour ajuster l'électrode de masse, il faut utiliser un outil d'écartement muni d'un dispositif de réglage de l'électrode de masse (voir photo) ou une pince à becs fins.

La mayoría de las bujías Double Platinum de Champion están equipadas con tecnología de filamentos. Los electrodos de filamentos ayudan a concentrar el campo eléctrico entre los dos electrodos permitiendo que la bujía logre el máximo rendimiento.

Aunque se determina en fábrica la separación entre puntas de todas las bujías Champion, tal vez sea necesario ajustar la separación ligeramente para su motor. La separación entre puntas de bujías de filamentos debe realizarse siempre ajustando el electrodo de tierra sin hacer contacto con el electrodo central.

Al doblar o apalancar el electrodo de tierra mientras esté en contacto con el metal precioso se puede dañar la bujía poniendo en peligro el rendimiento y la duración de la misma.

Al ajustar el electrodo de tierra, use una herramienta de separación con un electrodo de tierra con una herramienta de ajuste del electrodo de tierra (indicado) o un par de alicates de punta de aguja.

Note: Use a circular tape gap gauge only to measure, not pry.

Note: Une jauge d'épaisseur conique sert uniquement à mesurer — ne pas s'en servir comme levier.

Nota: Use un calibre circular de separaciones entre electrodos solamente para medir, no apalancar.

D.I.S. IGNITION AND DOUBLE PLATINUM PLUGS
BOUGIES D'ALLUMAGE ÉLECTRONIQUE SANS DISTRIBUTEUR ET DOUBLE PLATINUM
BUJÍAS DE ENCENDIDO D.I.S. Y DOUBLE PLATINUM

Beginning in the mid-1980's a new style of Distributorless Ignition (D.I.S.) started to appear in Domestic and Import Cars. One type of D.I.S. uses a Waste Spark arrangement, where a single coil fires the spark plugs on the 'waste' (exhaust) stroke as well as the 'power' (combustion) stroke.

This system helps to accomplish two things; firstly, it is electronically controlled using a crank sensor (some also have cam and knock sensors) and ignition module. This removes the dependency on a distributor and reduces the number of moving parts. Secondly, firing the plug as the exhaust gases leave the cylinder helps reduce exhaust emissions. Any unburned fuel (hydrocarbons) can be burned prior to reaching the catalytic converter.

Due to the design of the system, Waste Spark Ignition systems place an unusual demand on the spark plug. Because the plug fires in both directions (positive and negative polarity—see diagram) this increases the wear rate of the spark plug because plug erosion is occurring at the center electrode and the ground electrode (as opposed to traditional ignition systems that mostly wear the center electrode).

Vehicles equipped with Waste Spark ignition are usually equipped with Double Platinum plugs and should always be replaced with a Double Platinum equivalent. Many vehicles built from 1985 to 1994 were equipped with non-precious metal plugs and experience very short plug life. To help prevent this Champion recommends using Double Platinum Spark Plugs whenever an engine is equipped with Waste Spark Ignition. Double Platinum will decrease gap erosion and allow consistent ignition performance for the life of the plug.

Vers le milieu des années 80, un nouveau genre d'allumage sans distributeur a commencé à faire son apparition sur les voitures nord-américaines et importées. Un autre type de système d'allumage sans distributeur appelé "Waste Spark" enflamme les bougies au moyen d'une bobine unique lors des deux dernières opérations du cycle moteur, soit la combustion et l'échappement.

Ce système contribue à deux principaux facteurs. D'abord, il est commandé de manière électronique au moyen du capteur de position du vilebrequin (certains sont munis de capteurs d'angle d'arbre à cames et de détonation) et du module d'allumage. Un distributeur d'allumage n'est donc pas requis, ce qui réduit d'autant le nombre de pièces mobiles. Ensuite, l'inflammation de la bougie au moment où les gaz d'échappement sont évacués du cylindre contribue à réduire les émissions d'échappement. Tout carburant imbrûlé (hydrocarbures) peut être brûlé avant d'atteindre le catalyseur.

En raison de leur concept, les systèmes d'allumage "Waste Spark" sont très exigeants pour les bougies. Comme la bougie s'enflamme dans les deux sens (polarité positive et négative - voir le schéma), sa vitesse d'usure augmente, car l'érosion se produit au niveau des électrodes centrale et de masse (contrairement aux systèmes d'allumage traditionnels où l'usure se produit surtout au niveau de l'électrode centrale).

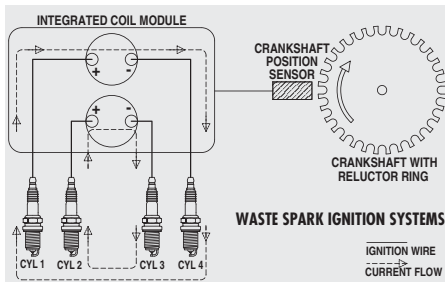
Les véhicules équipés de l'allumage Waste Spark sont généralement dotés de bougies Double Platinum. Celles-ci doivent toujours être remplacées par des bougies double platine équivalentes. Bon nombre de véhicules construits de 1985 à 1994 étaient équipés de bougies sans métal précieux dont la durée de vie était très courte. Afin de prévenir ce problème, Champion recommande l'utilisation de bougies Double Platinum sur tout moteur équipé de l'allumage Waste Spark. Le platine réduit l'érosion de l'écartement et favorise une performance constante de l'allumage, ce qui contribue à préserver la durée de vie de la bougie.

A mediados de los años 80, empezó a aparecer un nuevo estilo de encendido sin distribuidor (D.I.S.) en automóviles norteamericanos e importados. Un tipo de D.I.S. utiliza una configuración en que una sola bobina enciende las bujías en el tiempo de 'escape' así como en el tiempo de 'potencia' (combustión).

Este sistema ayuda a conseguir dos cosas; en primer lugar, está controlado electrónicamente usando un sensor de arranque (algunos también tienen sensores de levas y detonación) y un módulo de encendido. Esto elimina la dependencia de un distribuidor y reduce el número de piezas móviles. En segundo lugar, al encender la bujía a medida que salen los gases de escape del cilindro permite reducir las emisiones de escape. Cualquier combustible sin quemar (hidrocarburos) puede consumirse antes de llegar al catalizador.

Debido al diseño del sistema, los sistemas de encendido de escape exigen una demanda indebida de la bujía. Debido a que la bujía se enciende en ambos sentidos (polaridad positiva y negativa—vea el diagrama) esto aumenta la velocidad de desgaste de la bujía porque la erosión de la bujía se produce en el electrodo central y en el electrodo de tierra (en vez de en el caso de los sistemas de encendido tradicionales donde se desgasta sobre todo el electrodo central).

Los vehículos equipados con un encendido de escape están equipados normalmente con bujías Double Platinum y deben reemplazarse siempre por un equivalente de Double Platinum. Muchos vehículos fabricados de 1985 a 1994 estaban equipados con bujías de metales que no son preciosos y tienen una duración muy corta. Para prevenir esto, Champion recomienda usar bujías Double Platinum siempre que el motor esté equipado con un encendido de escape. Las bujías Double Platinum disminuirán la erosión de la separación entre puntas y permitirán un rendimiento de encendido uniforme durante la vida útil de la bujía.





FORD THREAD DESIGN

There are certain Ford engines where the original equipment spark plugs have what is known as a half-thread shell design. The purpose of this design is to allow for automated plug installation at the engine assembly factory. Both Ford and Champion spark plugs have identical heat ranges, reach, hex size and insulator nose designs. Champion offers a full-thread design, where Ford uses the half-thread.

If you compare dimensions (see illustrations below), you can see that both plugs protrude the same distance into the combustion chamber. In the interest of the best possible application coverage with the fewest number of SKUs, Champion offers full-thread designs which will replace the Ford half-thread design.

CONCEPT SEMI-FILETÉ DE FORD

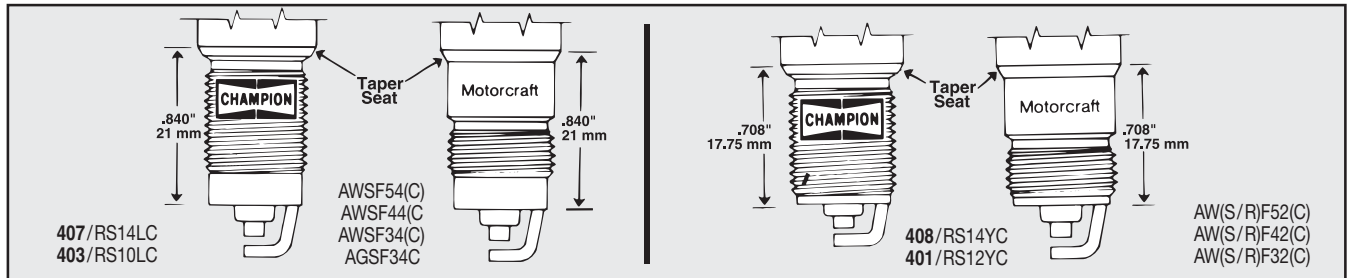
Certains moteurs Ford sont dotés de bougies d'équipement d'origine dont le culot est de type semi-fileté. Le but de ce genre de conception est de permettre l'installation automatisée des bougies sur la chaîne de montage du moteur. Les bougies Ford et Champion ont toutes deux les mêmes degrés de chaleur, les mêmes dimensions hexagonales et le même concept de pointe d'isolant. La bougie Champion comporte un culot à filetage complet, tandis que la bougie Ford est dotée d'un culot semi-fileté.

Si l'on compare les dimensions (voir illustration ci-dessous), on constate que les deux bougies font saillie exactement à la même distance à l'intérieur de la chambre de combustion. Afin de fournir la meilleure couverture d'applications qui soit avec le moins d'unités d'inventaire possibles, Champion offre le modèle à culot entièrement fileté pour remplacer le modèle Ford à culot semi-fileté.

DISEÑO DE ROSCAS FORD

Hay ciertos motores Ford cuyas bujías originales tienen un diseño de cubierta llamado de media rosca. La finalidad de este diseño es permitir la instalación automatizada de bujías en la cadena de montaje de motores de la fábrica. Tanto las bujías Ford como Champion tienen gamas de temperaturas, distancias, tamaños hexagonales y puntas aisladoras idénticas. Champion ofrece un diseño de rosca completa, mientras que Ford usa una media rosca.

Si se comparan las dimensiones (vea las ilustraciones de abajo), se puede ver que ambas bujías sobresalen la misma distancia dentro de la cámara de combustión. En el interés de la mejor cobertura posible de las aplicaciones con el mínimo número de SKU, Champion ofrece diseños de rosca completa que reemplazarán el diseño de media rosca de Ford.



LPG, CNG, LNG FUEL INFORMATION

Dual fuel poses a unique problem for ignition. A gaseous fuel gap at .020" is inadequate for gasoline during low speed and light load, especially where .045" and higher gaps are recommended in order to meet emission standards. At the same time, the voltage required with gaseous fuel and a .045" gap can cause an older ignition system to misfire in just a few thousand kilometers. So what do we do? Compromise.

The following table is a "ballpark" guide to use in setting gap spaces. We recommend that you follow manufacturers' guidelines. Each assumes the total ignition system is in excellent condition.

If the spark plug heat range was correct for gasoline, and no increase in compression is made for the gaseous fuel conversion, the same plug can be used.

Where the compression ratio is increased by more than one number, however, a plug one or two steps colder will probably be required.

Many conversion manufacturers and suppliers may have established their own recommendations from engineering evaluations; it is suggested their guidelines be followed. (For additional heat range information, see Spark Plug Heat Range Chart.)

RENSEIGNEMENTS SUR LES GPL, GNC ET GNL

Le carburant combiné pose un problème particulier pour l'allumage. Un écartement d'électrode réglé à 0,020 po pour un carburant gazeux ne convient pas à l'essence lors de conduite à basse vitesse avec une charge légère, spécialement lorsqu'un écartement de 0,045 ou plus est recommandé pour répondre aux normes sur les émissions. Par ailleurs, dans le cas d'un système d'allumage de type plus ancien, la tension requise pour le carburant gazeux, combinée à un écartement de 0,045 po, peut produire des ratés d'allumage après quelques milliers de kilomètres seulement. Que faire pour régler ce problème? Opter pour un compromis.

Le tableau suivant constitue un guide "approximatif" que l'on peut utiliser pour régler les écartements. Nous recommandons de suivre attentivement les directives du fabricant. Chacune d'elles suppose toutefois que tout le système d'allumage est en parfaite condition.

Dans le cas où la gamme de chaleur d'une bougie convient pour l'essence et qu'aucune augmentation de compression n'est effectuée pour la conversion au carburant gazeux, le même type de bougie peut être utilisé.

Toutefois lorsque le taux de compression est augmenté de plus d'un chiffre, une bougie plus froide de un ou deux degrés sera probablement requise.

Il est possible que plusieurs fabricants et fournisseurs de systèmes de conversion aient établi leurs propres recommandations à partir d'études d'ingénierie. On suggère alors de suivre leurs directives (pour tous renseignements supplémentaires sur les gammes de chaleur, voir le tableau des gammes de chaleur pour bougies).

INFORMACIÓN SOBRE COMBUSTIBLES LPG, CNG, LNG

El combustible doble plantea un problema único para el encendido. Una separación entre puntas de 0,020" para combustible gaseoso es inadecuada para gasolina en aplicaciones de baja velocidad y carga ligera, especialmente en casos en que se recomienden separaciones de 0,045" y mayores para cumplir con las normas de las emisiones. Al mismo tiempo, el voltaje necesario con el combustible gaseoso y una separación de 0,045" puede hacer que se produzcan fallas de encendido en un sistema de encendido más antiguo simplemente poco después de recorrer unos pocos miles de kilómetros. ¿Qué se puede hacer en ese caso? Buscar un término medio.

La tabla siguiente es una guía "aproximada" para usar en el ajuste de separaciones entre puntas. Recomendamos que siga las guías del fabricante. Se supone que todo el sistema de encendido está en condiciones excelentes.

Si la gama de temperaturas de la bujía era correcta para la gasolina, y no aumenta la compresión para la conversión de combustible gaseoso, se puede usar la misma bujía.

No obstante, cuando se aumenta la razón de compresión en más de un número, probablemente se necesitará una bujía uno o dos pasos más fría.

Muchos fabricantes y proveedores de conversión podrían haber establecido sus propias recomendaciones a partir de evaluaciones de ingeniería; se sugiere que se sigan sus normas. (Para obtener información adicional sobre la gama de temperaturas, vea la tabla de temperaturas de las bujías).

	GASEOUS FUEL ONLY* CARBURANTS GAZEUX SEULEMENT* SÓLO COMBUSTIBLE GASEOSO *	COMBINATION GASEOUS FUEL/GASOLINE CARBURANTS GAZEUX COMBINES/ESSENCE COMBINACIÓN DE COMBUSTIBLE GASEOSO/GASOLINA
Standard Ignition (Mechanical) Allumage standard (Mécanique) Encendido normal (mecánico)	.018 - .023 (0,45 - 0,055mm)	.024 - .029 (0,65 - 0,75mm)
Electronic Ignition (Transistor) Allumage électronique (Transistor) Encendido electrónico (transistor)	.020 - .030 (0,5 - 0,75mm)	.028 - .040 (0,7 - 1,0mm)

* Lower limit may be more desirable at elevation above 1300m (4,000 ft.) to prevent flashover or tracking.

* Une limite plus basse peut être souhaitable à plus de 1300 m (4 000 pi) d'altitude dans le but de prévenir les crachements d'étincelles et le décalage.
 * El límite inferior puede ser más adecuado a elevaciones superiores a los 1300 m (4000 pies) para impedir descargas disruptivas o trayectorias de carbón.



RFI (RADIO FREQUENCY INTERFERENCE)

Radio Frequency Interference is created by the ignition systems of internal combustion engines. During the microseconds of time that the spark is occurring at the spark plug gap, high frequency bursts of energy are created. These bursts of energy cause static and interference in radios, televisions, telephones and other sensitive electronic devices.

In 1961, the Society of Automotive Engineers (SAE) created a standard for acceptable levels of RFI. The most common method of suppressing RFI is to install a resistor in series with the spark plug's center electrode.

Today's automobiles are loaded with sensitive electronic hardware and high quality audio components. In addition, RFI created by ignition systems may cause interference with a wide range of communication devices, including aircraft navigational equipment. For these reasons, resistor plugs are specified for most automotive and small engines.

IFR (INTERFÉRENCE DE FRÉQUENCES RADIOS)

L'interférence de fréquence radio est créée par les systèmes d'allumage des moteurs à combustion interne. Durant la microseconde où l'étincelle se produit dans l'écartement de la bougie, des pointes d'énergie à très haute fréquence sont créées. Ces pointes d'énergie produisent de la statique et de l'interférence dans les radios, les téléviseurs, les téléphones et autres dispositifs électroniques sensibles.

En 1961, la Société des ingénieurs de l'automobile (SAE) a établi une norme relativement aux niveaux acceptables de IFR. La méthode la plus courante de suppression des IFR consiste à installer une résistance antiparasite en série avec l'électrode centrale de la bougie.

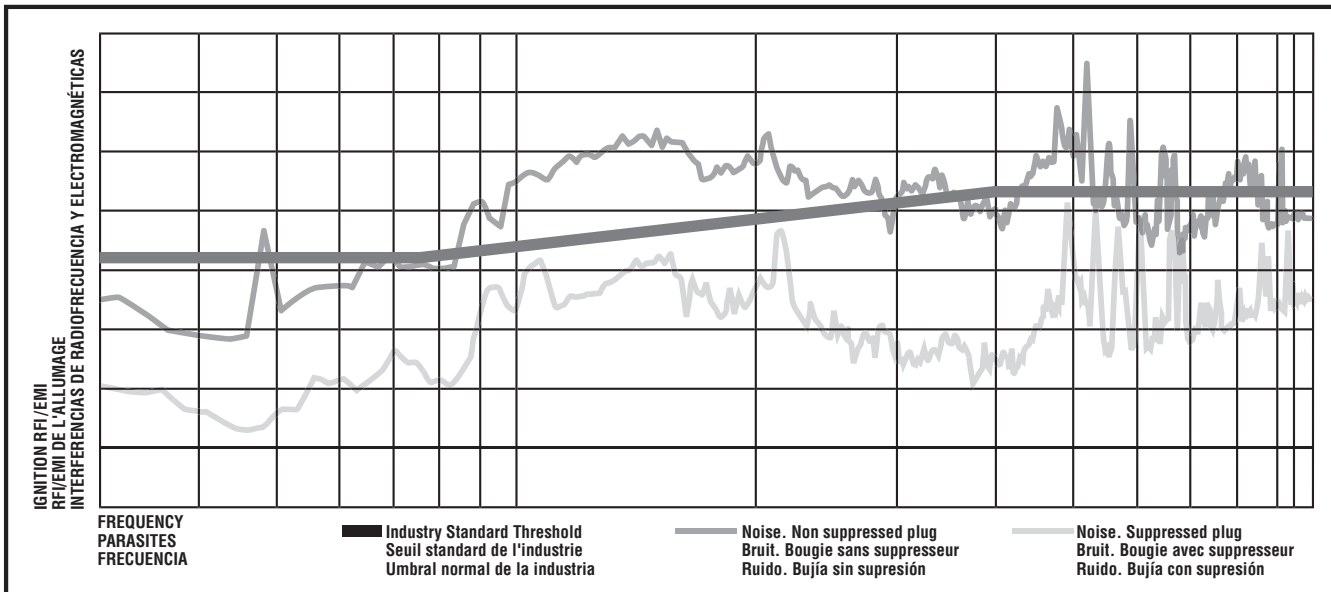
Les automobiles d'aujourd'hui contiennent un grand nombre d'appareils électroniques sensibles et de composants audio de haute qualité. Les IFR sont créées par les systèmes d'allumage peuvent causer de l'interférence avec une grande variété de dispositifs de communication, y compris avec les équipements de navigation utilisés dans les avions. C'est pour cette raison que les bougies à résistance antiparasite sont spécifiées pour la plupart des moteurs d'automobile et petits moteurs.

INTERFERENCIAS DE RADIOFRECUENCIA

Las interferencias de radiofrecuencia son generadas por los sistemas de encendido de los motores de combustión interna. Durante el intervalo de microsegundos en que se produce la chispa en la bujía, se producen aumentos súbitos de energía de alta frecuencia. Estos aumentos súbitos de energía producen estática e interferencias en radios, televisores, teléfonos y otros dispositivos electrónicos sensibles.

En 1961, la Sociedad de Ingenieros Automotrices (SAE) estableció una norma para niveles aceptables de interferencias de radiofrecuencia. El método más común de suprimir las interferencias de radiofrecuencia consiste en instalar un resistor en serie con el electrodo central de la bujía.

En la actualidad, los automóviles están llenos de equipos electrónicos sensibles y componentes de sonido de alta calidad. Además, las interferencias de radiofrecuencia creadas por los sistemas de encendido pueden causar interferencias con una amplia gama de dispositivos de comunicación, incluidos equipos de navegación aérea. Por estos motivos, se especifican bujías con resistor en la mayoría de los motores automotrices y pequeños.



CHAMPION RESISTORS

SAC-9 SUPPRESSOR

Champion manufactured its first suppressor-type spark plugs in 1931. These plugs featured a carbon-based resistor to suppress the ignition noise. In addition to reducing RFI, resistor plugs often increase electrode life and they do not require higher voltage than plugs of the same general type.

Champion developed the SAC-9 suppressor in the early 1980s. This resistor/suppressor is formed from strontium carbonate, aluminum oxide and copper oxide powders, and is extremely reliable. They are used in Champion standard "R" type resistor plugs.

An important feature of Champion plugs with the SAC-9 suppressor is that the resistance of the plug cannot be accurately measured with typical low voltage ohm meters. However, because of the extremely high dependability of the SAC-9, spark plug resistance should not be of concern in diagnosing ignition system performance problems.

RÉSISTANCES ANTIPARASITES CHAMPION

SUPPRESSEUR MAGNÉTIQUE SAC-9

Champion a fabriqué ses premières bougies à suppression magnétique en 1931. Ces bougies comportaient une résistance à base de carbone pour supprimer l'interférence de l'allumage. En plus de réduire les IFR, les bougies à résistance antiparasite augmentent souvent la durée de vie de l'électrode et ne requièrent pas une tension plus élevée que d'autres bougies du même type.

Champion a développé le suppressor magnétique SAC-9 au tout début des années 1980. Ce dispositif résistance/suppresseur se compose de carbonate de strontium, d'oxyde d'aluminium et de poudres d'oxyde de cuivre et est extrêmement fiable. Ces dispositifs sont utilisés dans toutes les bougies à résistance antiparasite standard de type "R" Champion.

L'une des caractéristiques importantes des bougies Champion dotées d'un suppressor SAC-9 est que la résistance de la bougie ne peut être mesurée de façon précise à l'aide d'un voltmètre-ohmmètre à basse tension ordinaire. Toutefois, étant donné l'extrême fiabilité du SAC-9, la résistance de ces bougies ne devrait faire l'objet d'aucune inquiétude lors du diagnostic des problèmes de performance du système d'allumage.

RESISTORES CHAMPION

SUPRESOR SAC-9

Champion fabricó sus primeras bujías tipo supresor en 1931. Estas bujías disponían de un resistor a base de carbono para suprimir el ruido de encendido. Además de reducir las interferencias de radiofrecuencia, las bujías de resistor prolongan a menudo la duración del electrodo y no requieren un mayor voltaje que las bujías del mismo tipo general.

Champion desarrolló el supresor SAC-9 a principios de los años 80. Este resistor/supresor está formado a partir de polvos de carbonato de estroncio, óxido de aluminio y óxido de cobre, y es extremadamente fiable. Se usan en todas las bujías tipo resistor "R" estándar de Champion.

Una característica importante de las bujías Champion con el supresor SAC-9 es que la resistencia de la bujía no puede medirse precisamente con ohmímetros de bajo voltaje típicos. Sin embargo, debido a la dependencia extremadamente alta del SAC-9, la resistencia de la bujía no debe representar ninguna dificultad en el diagnóstico de problemas de rendimiento del sistema de encendido.



F.I.S.S. RESISTOR (FIRED IN SUPPRESSOR SEAL)

The F.I.S.S. resistor was added to the Champion spark plug line in the mid-1990's. This unique and highly durable suppressor can be easily identified in all Champion automotive plugs that have a black terminal end.

Champion begins the F.I.S.S. process by filling the insulator with a proprietary glass mixture. This mixture has inherent resistive qualities that will later help suppress RFI in the Ignition system. The glass mixture is melted as the spark plug passes through a heated kiln. When the plug terminal is assembled in the insulator body, the mixture cools and forms a solid glass seal within the insulator. The cooling action produces a perfect hermetic seal for the center electrode as well as a very durable suppressor.

In addition to a durable seal the F.I.S.S. resistor provides technicians the ability to check resistance with a conventional DVOM (Digital Volt Ohmmeter). Champion's F.I.S.S. resistor will produce a terminal resistance in the range of 3,000-10,000 ohms at room temperature.

"Q" TYPE INDUCTIVE SUPPRESSORS

For high performance, capacitive discharge (CD) ignition systems, spark output can be greatly reduced by a spark plug's resistance. In the early 1970s Champion developed new suppressor plugs which use a wire wound inductive coil to reduce RFI without negatively affecting ignition performance. These coils are used in all Champion "Q" type suppressor plugs.

"Q" type suppressor plugs are specified for most Evinrude and Johnson outboard engines with CD ignition. Usage of non-Q types (or standard resistor plugs) can actually cause engine misfire and a loss in performance.

FUEL INJECTOR SERVICE AND SPARK PLUG PERFORMANCE

Due to the nature of modern fuel systems, high pressures are required to obtain satisfactory results from any fuel injector cleaning. This usually means using a closed-loop fuel injector machine that adapts to the engine's existing fuel system. The service is performed by running solutions and cleaners through the engine at operating temperatures anywhere from 5 to 20 minutes (determined by vehicle needs). The vehicle's fuel system is reattached to complete the service.

Besides regular fuel safety precautions (see appropriate vehicle service manual or equipment manufacturer), consideration should be given to the spark plugs when cleaning fuel injectors. Fuel injector cleaners tend to run hotter and leaner than ordinary gasoline. In addition most engines operate at a raised idle during fuel service (most cleaners work better at 1500-2000 rpm). This can cause spark plug tips to become contaminated and coated with residual deposits. Although the fuel injector cleaner itself may be non-conductive the glazing on the plugs causes fuel and carbon particles to become embedded in the spark plug insulator. This makes the plug susceptible to carbon tracking or fouling. Although the vehicle may run good in the shop, the customer may begin to feel driveability symptoms as more fuel collects on the insulators. Plugs that have encountered this will have reddish-brown or even purple deposits on the insulators and the electrodes will appear shiny (almost wet).

Champion recommends performing ALL fuel injection service BEFORE replacing the spark plugs. Of course, this presents a problem because the engine is far too hot to remove the plugs immediately after a fuel injection service. To prevent this try to schedule fuel injection service with enough time to allow for vehicle cool down. You'll have both happier customers and spark plugs!

RÉSISTANCE F.I.S.S. (ALLUMAGE DANS LE SUPPRESSEUR)

La résistance F.I.S.S. a été ajoutée à la ligne de bougies Champion au milieu des années 90. Ce suppresseur magnétique unique et très durable est facile à identifier parmi les bougies Champion munies d'une borne noire.

Le procédé F.I.S.S. de Champion commence par le remplissage de l'isolant avec un mélange de verre breveté. Ce mélange possède des qualités de résistance qui contribuent à supprimer les IFR dans le système d'allumage. Le mélange de verre est ensuite fondu lorsque la bougie est passée dans un four chaud. Une fois que la borne de la bougie est assemblée dans le corps de l'isolant, le mélange refroidit et forme un joint de verre solide dans l'isolant. L'action refroidissante produit un scellement parfaitement hermétique pour l'électrode centrale ainsi qu'un suppresseur magnétique très durable.

En plus d'avoir un joint ultra-solide, la résistance F.I.S.S. offre aux techniciens la capacité de vérifier la résistance au moyen d'un voltmètre numérique ordinaire. La résistance F.I.S.S. de Champion produit une résistance de "3000 à 10 000 ohms à la borne (à une température ambiante).

SUPPRESSEURS À INDUCTION DE TYPE "Q"

Pour les systèmes haute performance à décharge capacitive (CD), la production d'étincelles peut être largement réduite par une résistance antiparasite de bougie. Au début des années 1970, Champion a créé de nouvelles bougies à suppression magnétique comportant une bobine à induction pour réduire les IFR sans influencer de façon négative la performance de l'allumage. Ces bobines sont utilisées dans toutes les bougies à suppression magnétique Champion de type "Q".

Les bougies à suppression magnétique de type "Q" sont spécifiées pour la plupart des moteurs hors-bord Evinrude et Johnson dotés de système d'allumage à décharge capacitive. L'utilisation de bougies autres que de type "Q" (ou bougie à résistance standard) peut effectivement provoquer des ratés d'allumage et réduire la performance du moteur.

ENTRETIEN DES INJECTEURS ET PERFORMANCE DES BOUGIES

Étant donné la nature des systèmes de carburant modernes, des pressions élevées sont requises pour que le nettoyage des injecteurs donne de bons résultats. Il faut donc généralement utiliser une machine fonctionnant en boucle fermée qui s'adapte au système de carburant du moteur. Le nettoyage consiste à faire circuler des solutions nettoyantes dans tout le moteur, à sa température de fonctionnement, pendant 5 à 20 minutes (selon les besoins du véhicule). Le système de carburant du véhicule est ensuite rebranché pour terminer le nettoyage.

En plus des précautions de sécurité régulières (consulter le manuel d'entretien du véhicule en question ou celui du fabricant de l'équipement), on doit aussi penser aux bougies d'allumage lors du nettoyage des injecteurs. Les nettoyeurs pour injecteurs ont tendance à devenir plus chaud et à être plus pauvres que l'essence ordinaire. De plus, la plupart des moteurs tournent à régime plus élevé pendant le nettoyage (la plupart des nettoyeurs sont plus efficaces à un régime de 1 500 à 2 000 tours/min). Ainsi, la pointe de la bougie peut devenir contaminée et être recouverte de dépôts résiduels. Bien que le nettoyeur pour injecteur ne soit pas conducteur, le "glaçage" des bougies favorise l'incrustation du carburant et des particules de carbone dans l'isolant de la bougie. La bougie est alors plus susceptible de présenter des fissures carbonisées et de l'encrassement. Même si le véhicule semble fonctionner correctement à l'atelier, il est possible que le client commence à noter des problèmes de fonctionnement à mesure que le carburant s'accumule sur les isolants. L'isolant des bougies présentant ce problème présente habituellement des dépôts brun-rouge ou pourpres et les électrodes semblent lustrées (presque mouillées).

Champion recommande de faire TOUT l'entretien du système d'injection AVANT de remplacer les bougies. Évidemment, cette séquence est plus difficile à réaliser, car après un nettoyage des injecteurs, le moteur est alors beaucoup trop chaud pour enlever les bougies. Il faut donc prévoir assez de temps pour laisser le véhicule refroidir avant de procéder au remplacement des bougies. Ainsi vos clients seront plus heureux et les bougies se porteront mieux!

RESISTOR F.I.S.S. (SELLO FUNDIDO EN SUPRESOR)

Se ha añadido el resistor F.I.S.S. a la gama de bujías Champion a mediados de los 90. Este supresor exclusivo y altamente duradero puede identificarse fácilmente en todas las bujías automotrices Champion que tenga un extremo de terminal negro. Champion empieza el proceso F.I.S.S. rellenando el aislante con una mezcla de vidrio propietaria. Esta mezcla tiene propiedades resistivas inherentes que contribuirán más adelante a suprimir las interferencias de radiofrecuencia en el sistema de encendido. La mezcla de vidrio se funde a medida que la bujía atraviesa un horno giratorio calentado. Cuando el terminal de la bujía está montado en el cuerpo del aislante, la mezcla se enfría y forma un sello de vidrio macizo dentro del aislante. La acción de enfriamiento produce un sello hermético perfecto para el electrodo central así como un supresor muy duradero.

Además de un sello duradero, el resistor F.I.S.S. proporciona a los técnicos la capacidad de comprobar la resistencia con un voltiohmiómetro digital convencional. El resistor F.I.S.S. de Champion producirá una resistencia del terminal en el intervalo de 3000-10.000 ohmios a la temperatura ambiente.

SUPRESORES INDUCTORES TIPO "Q"

Para una descarga capacitadora (CD) de alto rendimiento, la producción de las chispas pueden reducirse considerablemente por medio de la resistencia de una bujía. A principios de los 70, Champion desarrolló nuevas bujías supresoras que usan una bobina inductora para reducir las interferencias de radiofrecuencia sin afectar negativamente el rendimiento del encendido. Estas bobinas se usan en todas las bujías supresoras tipo "Q" de Champion.

Se especifican bujías supresoras tipo "Q" en la mayoría de los motores fuera borda de Evinrude y Johnson con encendido CD. El empleo de bujías que no sean del tipo "Q" (o bujías de resistor normal) puede realmente causar fallas de encendido en el motor y una pérdida de rendimiento.

SERVICIO DE INYECTORES DE COMBUSTIBLE Y BUJIAS

Debido a la naturaleza de los sistemas de combustible modernos, se necesitan altas presiones para obtener resultados satisfactorios de cualquier limpieza de los inyectores de combustible. Esto normalmente significa usar una máquina de inyección de combustible de circuito cerrado que se adapta al sistema de combustible existente del motor. El servicio se realiza haciendo circular soluciones y limpiadores por el motor a temperaturas de operación entre 5 y 20 minutos (determinadas por las necesidades del vehículo). El sistema de combustible del vehículo se vuelve a conectar para completar el servicio.

Además de las precauciones de seguridad de combustible normales (vea el manual del servicio del vehículo apropiado o fabricante del equipo), se deben tener en cuenta las bujías al limpiar los inyectores de combustible. Los limpiadores de inyectores de combustible tienden a funcionar a mayores temperaturas y con mezclas más pobres que la gasolina normal. Además, la mayor parte de los motores funcionan a un ralentí aumentado durante el servicio del combustible (la mayoría de los limpiadores funcionan mejor a 1500-2000 rpm). Esto puede hacer que las puntas de las bujías se contaminen y se revistan de depósitos residuales. Aunque el limpiador de inyectores de combustible mismo puede ser no conductor, la vitrificación de las bujías hace que el combustible y las partículas de carbón se incrusten en el aislante de la bujía. Esto hace que la bujía sea susceptible a la formación de trayectorias carbonosas o empastamiento. Aunque el vehículo puede funcionar bien en el taller, el cliente puede empezar a sentir los síntomas de manejabilidad a medida que se acumula más combustible en los aislantes. En estos casos, las bujías tendrán depósitos de color marrón rojizo o incluso violeta en los aislantes y los electrodos tendrán un aspecto brillante (casi mojado).

Champion recomienda realizar TODO el servicio de inyección ANTES de reemplazar las bujías. Por supuesto, esto presenta un problema porque el motor está demasiado caliente como para quitar las bujías después de servicio de inyección de combustible. Para impedir esto, trate de programar el servicio de inyección de combustible con tiempo suficiente para dejar que se enfríe el vehículo. De esta forma sus clientes y las bujías estarán más felices!







GLOW PLUG PRODUCT LINE
LIGNE DE BOUGIES INCANDESCENTES
GAMA DE BUJÍAS INCANDESCENTES



GENERAL SPECIFICATIONS

STOCK NO.	GLOW PLUG	THREAD SIZE	ELECTRICAL RATING	HEX SIZE	TERMINAL TYPE
142	CH142	M14 X 1.25	11V	14mm	Pin
143	CH143	M10 X 1.25	11V	12mm	Thread
144	CH144	M10 X 1.25	11V	12mm	Thread
147	CH182	M10 1.00	11V	3/8"	Blade
148	CH95	M10 X 1.25	7V	12mm	Thread
149	CH132	M10 X 1.25	7V	12mm	Thread
155	CH28	M18 ' 1.50	0.9V 36W	13/16"	Thread
160	CH60	M12 ' 1.25	11V 90W	12mm	Thread
161	CH61	M18 ' 1.50	0.9V 45W	13/16"	Thread
167	CH3	M18 ' 1.50	12V 385W	22mm	Thread
171	CH71	M18 ' 1.50	12V 240W	22mm	Thread
180	CH80	M10 ' 1.00	* 50W	3/8"	Blade
182	CH42	M10		12mm	Thread
183	CH48	M18 ' 1.50	6V 180W	19mm	Thread
184	CH84	M10 ' 1.00	* 55W	3/8"	Pin
190	CH237	M10 ' 1.00	11V 170W	10mm	Pin
191	CH238	M10 ' 1.00	11V 170W	3/8"	Blade
192	CH271	M10 ' 1.00	11V 170W	10mm	Pin
193	CH218	M10 ' 1.00	11.5V 170W	10mm	Pin
194	CH243	M14 ' 1.25	1V 170W	10mm	Pin
195	CH189	M12 ' 1.25	11V 176W	12mm	Thread
196	CH49	M18 ' 1.50	12V 380W	22mm	Thread
198	CH260	M12 ' 1.25	11V 140W	12mm	Thread

*Voltage controller type. *Type à de contrôle de voltage. *Tipo de controlador de voltaje.



WARNING: ELECTRICAL OVERLOADING Voids WARRANTY
 Check electrical system BEFORE installing new glow plugs.

ADVERTISSEMENT: LA SURCHARGE ÉLECTRIQUE ANNULE LA GARANTIE
 Vérifier le système électrique AVANT d'installer les nouvelles bougies incandescentes.

ADVERTENCIA: LA SOBRECARGA ELÉCTRICA ANULA LA GARANTÍA
 Compruebe el sistema eléctrico ANTES de instalar las bujías incandescentes.



**FURNACE IGNITORS
 ALLUMEAIRS POUR CHAUDIÈRES
 ENCENDEDORES DE HORNOS**



599 / J99



220 / F121501



221 / F121502



208 / F121503

Heat Range	Thread Size	Thread Reach	Champion	Ordnance Number	AC	Autolite (old)	Autolite (new)	Blue Crown
HOT	18 mm	1/2"	563 / XED16	---	---	BR10S	2225	SR8E13B
			563 / XED16	MS35911-1	SR86E	BR8S	2225	SR8E15B
COLD	18 mm	1/2"	572 / XED14	MS35911-2	SR84E	BR4S	2222	SR8E20
			521 / XMD21*	MS51009-1	WR87	BR9S	2226	SR8E13
HOT	18 mm	1/2"	521 / XMD21*	MS51009-2	WR86	BR7S	2224	SR8E13
			649 / XMD15*	MS51009-3	WR84	BR5S	2223	SR8E20B
COLD	14 mm	3/8"	567 / XEJ12	MS35908-1	SR47E	AR8S, AR10S	2246	SR6F14
			557 / XEJ8	---	SR46E	AR6S	2244	SR6F17
HOT	14 mm	3/8"	557 / XEJ8	MS35908-2	SR44E	AR4S	2242	SR6F20C
			557 / XEJ8	7359620	SR43E	---	2242	---
COLD	14 mm	7/16"	XEH8** 557 / XEJ8	MS35909-3	SR47LE	ARL8S	2325	---
			XEH8** 557 / XEJ8	8331648	SR45LE	ARL6S	2325	SR7F14
HOT	14 mm	3/8"	XEH8** 557 / XEJ8	---	SR43LE	ARL4S	2325	SR7F17
			573 / XMJ20*	MS35909-3	WR47	AR9S	2247	SR6F13
COLD	14 mm	3/8"	517 / XMJ17*	MS35909-2	WR46	AR7S	2245	SR6F15
			588 / XMJ14*	MS35909-1	WR44, WR43	AR5S	2243	SR6F20
HOT	14 mm	1/2"	610 / REL88B	---	WR42	AER4S	2344	---
			633 / XML15Y*	MS35909-6	---	AER72S	2384	---
COLD	14 mm	3/4"	603 / XML12*	MS35909-4	WR44LS	AER3SA	2384	SR8F23B
			612 / RML12*	8668752	WR43L	AER3SA	2344	---
HOT	14 mm	3/4"	614 / XEN14	---	WR43LR	AGR8S	---	---
			614 / XEN14	---	SR47XL	AGR4S	---	---
COLD	14 mm	3/4"	616 / XMN12*	10863369	---	AGR3S	2304	---
			---	---	---	---	---	---

* Requires special underwater connector.

** Discontinued plug, may use 557 / XEJ8 as a replacement



18mm



13/16"



7/8"

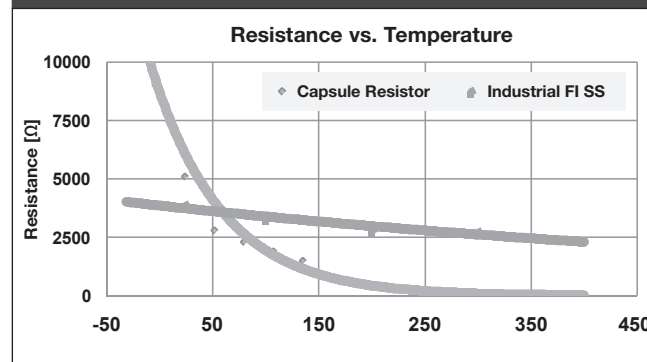


Solutions Driven by Performance.

B-Series Category Overview

Champion® Iridium	FB77WPCC KB77WPCC RB77WPCC RB77WPC
Champion Platinum	RB75PP RB76PP
Champion Integral Coil	RTB77WPCC
Champion Copper	RB77CC RB77N RB75N KB75N RB76N

IFISS vs. Capsule Resistor Comparison



IFISS offers tight resistance control across the entire temperature operating window, magnitudes improvement vs. capsule resistor



Specifically designed for industrial applications, IFISS is a fired in suppressor seal, which significantly improves both resistance and suppression capability over the life of the plug.



Pictured Plug:
FB77WPCC

High-alumina content insulator with stronger, highly damage-resistant cross-section ensures superior durability.

IFISS technology engineered specifically for demanding, high-temperature/high-load applications requiring consistent resistance throughout the plug's service life.

Hot-Lock Nickel Plated Shell Seal dramatically increases strength, rigidity and resistance to lift.



WPCC	PP	CC	N
 <p>Champion® Iridium spark surface for improved resistance to wear. Advanced rectangular bar design provides improved ignitability and longer life.</p>			



18mm



1/2"





7/8"



■

M-Series Category Overview	
Champion® Iridium	RM82WPCC
Champion Platinum	RM77PP
Champion Shielded	RHM78WPCC RHM78PP RHM83N RHM77N RHM78N REM84P REM77N
Champion Integral Coil	RTM82WPCC RTM77PP RTM79N RTM77N RTM78N RGM86N
Champion Copper	RM77N RM85G

Advanced Laser Welding Process



Modulated Continuous Wave (SMCW) Laser Benefits

- Consistent/uniform weld penetration and coverage
- Improved bi-metal alloying through improved heat/energy control
- Multi-configuration compatible (precious metal)
- Fully automated
- Weld parameter/input flexibility




Pictured Plugs:
RM77N (Left)
RTM82WPCC (Right)

High-alumina content insulator with stronger, highly damage-resistant cross-section ensures superior durability.

M Series also offers many Integral Coil and Shielded plug designs for all applications.




N



Massive surface area with the four ground electrode firing end to extend the life of the plug.

WPCC



Super modulated continuous wave laser welding of platinum ground electrode creates high-strength bond with base material.





14mm



3/4"

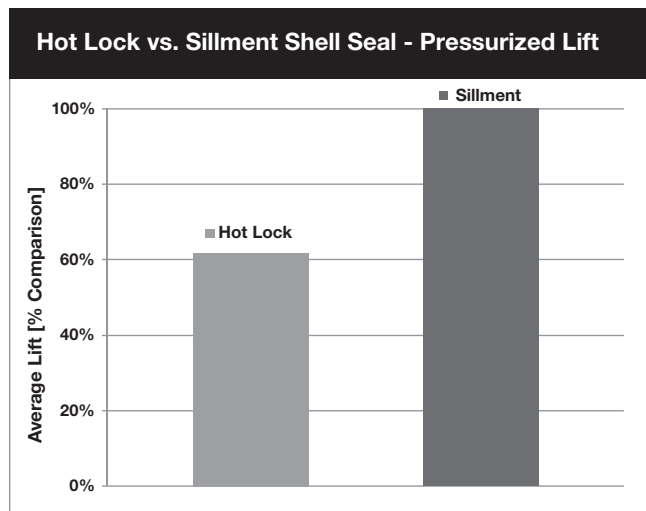


13/16"



Powered by Double Fine Wire Technology.

N-Series Category Overview	
Champion® Platinum	RN79PYP
Champion Gold/Palladium	RN79G
Champion Shielded	RHN79G
Champion Integral Coil	RTN79G



- At 55MPa applied pressure the new hot-lock design shows a 40% reduction in core lift due to increased shell rigidity and pre-assembled load.
- Increased rigidity and pre-assembled load also provide a more consistent, evenly distributed, and higher compression load at the lower shell seat, resulting in improved sealing against combustion gases.




● Pictured Plug:
RN79G

Sure-Fire advanced ceramic body.



Hot-Lock Nickel Plated Shell Seal dramatically increases strength, rigidity and resistance to lift.

G



Gold-Palladium fine wire technology that extends the life of the plug through heat transfer and ignitability.

PYP





14mm



3/4"

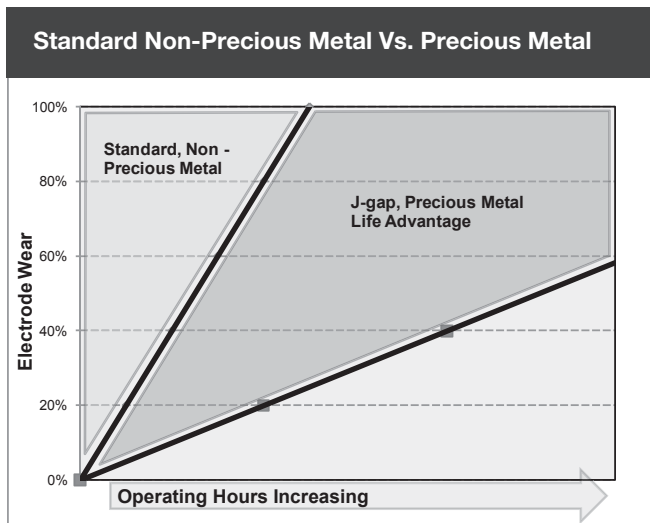


5/8"



Full Product Offerings for Transit Solutions.

C-Series Category Overview	
Champion® Iridium	RC78WYP RC78WP
Champion Platinum	RC78PYP
Champion Shielded	EP3RCWYP15-1 EP8RCWYP15-2
Champion Copper	RC78YCC



The Non-Precious Metal vs. Precious Metal spark plug has a direct effect on the life and maintenance schedule of your engine. Precious Metal plugs provide a significantly longer service life between service intervals, improving efficiency by reducing the amount of plug service stops needed to maintain the engine.



● Pictured Plug:
RC78WYP

Sure-Fire™ advanced ceramic body.



Hot-Lock Nickel Plated Shell Seal dramatically increases strength, rigidity and resistance to lift.

WYP



Massive Champion® Iridium center electrode and Platinum ground electrode design provides longer life.

PYP

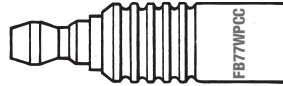


YCC





PLUG TYPE / BOUGIES TYPE / BUJÍAS TIPO



SUPPRESSOR / SHIELDING	
Letter	Description
E	Shielded 5/8"-24
F	Industrial Resistor
H	Shielded 3/4"-20
K	Resistor (Special Application)
M	Shielded 5/8"-24 Ordnance
R	Resistor
T	13/16"-20 Thread Above Hexagon
U	Auxiliary Gap
X	Resistor (Special Application)

SHELL DESIGN			
Letter	Thread Size	Reach	Hex
B	18mm	13/16"	7/8"
C	14mm	3/4"	5/8"
D	18mm	1/2"	7/8"
GC*	7/8"-18	All	7/8"
GM*	18mm	All	7/8"
H	14mm	7/16"	13/16"
J	14mm	3/8"	13/16"
L	14mm	1/2" or .472"	13/16"
M	18mm	1/2"	7/8"
N	14mm	3/4"	13/16"
S	1-1/8"	5/8"	1"
W	7/8"-18	All	15/16" or 1"
X	14mm	1/2" or .500"	5/8"

* 1"-20 Female Connector

HEAT RANGE / APPLICATION	
Ref. #	Description
1-25	Automotive, Small Engine & Ordnance
75-99	Industrial & Special Applications

FIRING END DESIGN	
Letter	Description
B	Two Ground Electrodes
C	Copper Plus Design
D	Protruding Nose, Round Ground Electrode
F	Three Ground Electrode
G	Fine Wire -- Semi-Precious Electrode
J	Cutback Ground Electrode, Includes Modified Gap
N	Four Ground Electrode
P	Platinum Electrode
R	Push Wire
Y	Standard Projected Core Nose
*PP	Double Platinum
*PYP	Projected Double Platinum
*WP	Iridium/Platinum
WPC	Iridium/Platinum/Copper
WPCC	Iridium/Platinum/Double Copper

* Includes Copper Plus Design

SPECIAL GAP DESIGNATION	
No.	Description
15	Gapped at .015"
17	Gapped at .017"
21	Gapped at .021"
25	Gapped at .025"

The plug type on a spark plug is composed of a basic "Heat Range" number with letters and numbers to indicate major features of the plug design. These charts contain a detailed example of the Champion Sales Symbol.

ANTIPARASITE / BLINDAGE	
Lettre	Description
E	Électrode protégée 5/8 po-24
F	Résistances Industrielle
H	Électrode protégée 3/4 po-20
K	Résistance (application spéciale)
M	Électrode protégée 5/8 po-24 Matériel militaire
R	Résistance
T	Hexagone à filetage supérieur 13/16 po-20
U	Écartement auxiliaire
X	Résistance (application spéciale)

MODÈLE DE CULOT			
Lettre	Calibre de filetage	Portée	Hexagon
B	18mm	13/16 po	7/8 po
C	14mm	3/4 po	5/8 po
D	18mm	1/2 po	7/8 po
GC*	7/8 po-18	Toutes	7/8 po
GM*	18mm	Toutes	7/8 po
H	14mm	7/16 po	13/16 po
J	14mm	3/8 po	13/16 po
L	14mm	1/2 po ou 0,472 po	13/16 po
M	18mm	1/2 po	7/8 po
N	14mm	3/4 po	13/16 po
S	1-1/8 po	5/8 po	1 po
W	7/8 po-18	Toutes	15/16 po ou 1 po
X	14mm	1/2 po ou 0,500 po	5/8 po

* Raccord femelle 1 po - 20

GAMME THERMIQUE / APPLICATION	
Ref. #	Description
1-25	Automobiles, petits moteurs, matériel militaire
75-99	Applications industrielles et spéciales

ALLUMAGE ET CONCEPT	
Lettre	Description
B	Deux électrodes de masse
C	Concept Copper Plus
D	Pointe saillante, électrode de masse ronde
F	Trois électrodes de masse
G	Fil fin -- électrode en pierre semi-précieuse
J	Électrode de masse raccourcie avec écartement modifié
N	Quatre électrodes de masse
P	Électrode en platine
R	Fil de poussé
Y	Pointe en saillie ordinaire
*PP	Double platine
*PYP	Pointe en saillie double platine
*WP	Iridium/ platine
WPC	Iridium/ platine/ cuivre
WPCC	Iridium/ platine/ double cuivre

* Avec concept Copper Plus

DÉSIGNATION D'ÉCARTEMENT SPÉCIAL	
N°	Description
15	Écartement de 0,015 po
17	Écartement de 0,017 po
21	Écartement de 0,021 po
25	Écartement de 0,025 po

Le symbole de vente figurant sur une bougie se compose d' un numero de "gamme thermique" de base ainsi que de lettres et de chiffres indiquant les caractéristiques principales du modèle de bougie. Les tableaux ci-dessus donnent un exemple détaillé d' un symbole de vente Champion.

SUPRESOR / PROTECCIÓN	
Letra	Descripción
E	Blindado 5/8" - 24
F	Resistor Industrial
H	Blindado 3/4" - 20
K	Resistor (aplicación especial)
M	Blindado 5/8" - 24 armamento
R	Resistor
T	Rosca por encima del hexágono 13/16" - 20
U	Separación entre puntas auxiliar
X	Resistor (aplicación especial)

DISEÑO DEL RECUBRIMIENTO			
Letra	Tamaño de rosca	Distancia	Hex.
B	18mm	13/16"	7/8"
C	14mm	3/4"	5/8"
D	18mm	1/2"	7/8"
GC*	7/8" - 18	Todas	7/8"
GM*	18mm	Todas	7/8"
H	14mm	7/16"	13/16"
J	14mm	3/8"	13/16"
L	14mm	1/2" ó 0,472"	13/16"
M	18mm	1/2"	7/8"
N	14mm	3/4"	13/16"
S	1-1/8"	5/8"	1"
W	7/8" - 18"	Todas	15/16" ó 1"
X	14mm	1/2" ó 0,500"	5/8"

* Conector hembra 1" - 20

GAMA TÉRMICA / APLICACIONES	
No. ref.	Descripción
1-25	Automotriz, motores pequeños, armamento
75-99	Aplicaciones industriales y especiales

DISEÑO DE EXTREMO DE ENCENDIDO	
Letra	Descripción
B	Electrodo de dos tierras
C	Diseño Copper Plus
D	Electrodo redondo a tierra de punta saliente
F	Electrodo de tres tierras
G	Electrodo de alambre fino semiprecioso
J	Electrodo de tierra recortado, incluye separación modificada
N	Electrodo de cuatro tierras
P	Electrodo de platino
R	Alambre de empuje
Y	Punta de núcleo saliente normal
*PP	Platino doble
*PYP	Platino doble saliente
*WP	Iridio/ Platino
WPC	Iridio/ Platino/ Cobre
WPCC	Iridio/ Platino/ Cobre doble

* Incluye diseño Copper Plus

DISEÑO ESPECIAL DE SEPARACIÓN ENTRE PUNTAS	
No.	Descripción
15	Separados 0,015"
17	Separados 0,017"
21	Separados 0,021"
25	Separados 0,025"

El símbolo de ventas de una bujía está compuesto por un número básico de "gama térmica" con letras y números para indicar las propiedades importantes del diseño de la bujía. Estas tablas contienen un ejemplo detallado del símbolo de ventas de Champion.



HEAT RANGE CHART / TABLEAU DES GAMMES DE CHALEUR / TABLA DE GAMAS DE TEMPERATURAS

Heat Range	Thread Reach (inches)	Hex Size (inches)	STANDARD			INTEGRAL COIL			SHIELDED		
			Copper Plus	Precious Metal	Precious Metal Long Life	13/16" External Thread	13/16" External Thread Precious Metal	1" Internal Threads	5/8" - 24	3/4" - 20	3/4" - 20 Precious Metal
14mm THREAD DIAMETER											
4	3/8"	13/16"				TJ83					
3	1/2"	5/8"		RX85PYP							
6	1/2"	13/16"							REL89G*		
4	1/2"	13/16"	RL15B	RL85G					REL88B*		
4	1/2"	13/16"					RTL85G				
3	1/2"	7/8"								RHL79G*	
3	3/4"	5/8"		RC78PYP							
2	3/4"	5/8"	RC78YCC15	RC78PYP15 RC78PYP17 RC78PYP21 RC78PYP25	RC78WP RC78WYP11 RC78WYP15						
2	3/4"	13/16"		RN79G RN79G1	RN79PYP17 RN79PYP25					RHN79G*	
2	3/4"	15/16"					RTN79G RTN79WYP15				
18mm THREAD DIAMETER											
7	1/2"	7/8"	D89D						ED89D*		
6	1/2"	7/8"	D14N								
5	1/2"	7/8"		RM85G							RHM85G*
5	1/2"	7/8"	D78Y								
4	1/2"	7/8"	M82N		RM82WPCC		RTM82WPCC		REM84P*	RHM83N*	
3	1/2"	7/8"	RM79F			RTM79					
3	1/2"	7/8"	RM77N	RM77PP		RTM77N RTM78N	RTM77PP	RGM86N	REM77N*	RHM77N* RHM78N*	RHM78WPCC* RHM78PP*
7	0.691"	1"	K97F								
1	13/16"	13/16"			RB75WPCC						
5	13/16"	7/8"	B86N								
1	13/16"	7/8"				RTB78N RTB80N				RHB81N*	
1	13/16"	7/8"	RB77CC RB77N KB75N RB75N	RB75PP	FB77WPCC KB77WPCC RB77WPCC RB77WPC		RTB77WPCC				
1	13/16"	7/8"	RB76N	RB76PP							
7/8" - 18mm THREAD DIAMETER											
7	5/8"	15/16"	W95D W89D								
7	5/8"	15/16"	W20								
6	5/8"	15/16"	W16Y W14 W10								
5	5/8"	15/16"	W85N	RW82P							
3	5/8"	15/16"	W80N RW80N	RW80PP							
4	5/8"	1"							REW82P*		
3	5/8"	1"	RW83F			RTW83F RTW80N			REW80N*	RHW80N* RHW79N* HW83F*	RHW80PP*
7	5/8"	1 1/8"	C95F								
3	5/8"	1 1/8"									
3	5/8"	1 1/8"						RGC80F			
7	3/4"	15/16"	W18								
3	.860"	1"	RW78N							RHW78N*	
3	1"	1"	W77N RW77N		RW77PP					RHW77N*	
3	1"	1 1/8"						RGC77N			
7	1 1/4"	1 1/8"	C97B								
1 1/8" - 12mm THREAD DIAMETER											
3	0.595	1	RS79N								

HEAT RANGE (IMEP)		IMEP established per SAE J549						
COLD	1	2	3	4	5	6	7	HOT
		400+	350-400	300-350	250-300	200-250	150-200	

* 1" shielded spark plug depth
 • 2" shielded spark plug depth



INDUSTRIAL SPARK PLUG GAPS
 ÉCARTEMENTS D'ÉLECTRODE DE BOUGIES INDUSTRIELLES
 SEPARACIONES ENTRE ELECTRODOS PARA BUJÍAS INDUSTRIALES



STK. NO.	PLUG TYPE	AVAIL. GAP	PACK QTY.	REACH INCHES	HEX INCHES	TERMINAL THREAD NUT	REPL. GASKET	STK. NO.	PLUG TYPE	AVAIL. GAP	PACK QTY.	REACH INCHES	HEX INCHES	TERMINAL THREAD NUT	REPL. GASKET
10mm THREAD DIAMETER								14mm THREAD DIAMETER (continued)							
877	Y82	.020	8	.312	14mm	NONE	NONE	644	RJ88P	.015	8	.375	13/16	BN-9A	N-678
1 - 1 / 8" - 12 THREAD DIAMETER								18mm THREAD DIAMETER							
598	RS79N	.012	8	.625	1	BN-9A	FGS-8A	1201	RTM78N	.012	4	.531	7/8	NONE	A-678
12.7mm THREAD DIAMETER								1202	RTM78N	.019	4	.531	7/8	NONE	A-678
14mm THREAD DIAMETER								1203	RTB78N	.012	4	.531	7/8	NONE	A-678
525	25	.030	8	1.00	.938	NONE	NONE	1205	RB77WPCC	.007	4	.813	7/8	NONE	A-678
1206	RC78WP	.012	6	.750	5/8	NONE	N-678	1219	KB75N	.012	4	.813	7/8	NONE	A-678
1208	RC78PYP	.017	6	.750	5/8	NONE	N-678	1225	RTM82WPCC	.012	4	.500	7/8	NONE	NONE
1209	RC78YCC15	.015	6	.750	5/8	NONE	N-678	1230	FB77WPCC	.012	4	.813	7/8	None	A-678
1213	RC78PYP	.012	4	.750	5/8	NONE	N-678	204	D14N	.025	8	.531	7/8	BN-9A	A-678
1218	RC78WYP11	.011	6	.750	5/8	NONE	N-678	213	RHM77N	.020	8	.531	7/8	SHIELDED	A-678
1220	RTV85G	.025	4	.460	5/8	BN-9A	N-678	214	RTM77N	.012	8	.531	1	BN-9A	A-678
				Taper Seat				217	RM77PP	.015	8	.531	7/8	BN-9A	A-678
1221	RC78WYP15	.015	6	.750	5/8	NONE	N-678	222	RHM78PP	.012	4	.531	7/8	SHIELDED	A-678
1224	RL85G	.015	4	.500	13/16	BN-9A	N-678	223	RTM77PP	.012	4	.531	7/8	BN-9A	A-678
1232	RTN79WYP	.015	4	.750	15/16	NONE	N-678	225	RB75PP	.012	4	.813	7/8	BN-9A	A-678
218	RC78PYP	.015	6	.750	5/8	NONE	N-678	226	RB76PP	.012	4	.813	7/8	BN-9A	A-678
219	RC78PYP	.021	6	.750	5/8	NONE	N-678	229	KB77WPCC	.012	4	.813	7/8	NONE	A-678
224	RN79G1	.010	8	.750	13/16	NONE	N-678	233	RM82WPCC	.012	4	.531	7/8	BN-9A	A-678
230	RX85PYP	.012	6	.500	5/8	NONE	N-678	234	RHM78N	.015	4	.531	7/8	SHIELDED	A-678
232	RC78PYP17	.017	6	.750	5/8	NONE	N-678	235	RTB77WPCC	.012	4	.813	1	BN-9A	A-678
241	RC78PYP25	.025	6	.750	5/8	NONE	N-678	236	RHM78WPCC	.012	4	.531	7/8	SHIELDED	A-678
243	RC78PYP15	.015	6	.750	5/8	NONE	N-678	237	RB77CC	.012	4	.813	7/8	NONE	A-678
244	RC78PYP21	.021	6	.750	5/8	NONE	N-678	242	RB75WPCC	.012	4	.813	13/16	NONE	A-678
247	RN79PYP17	.017	4	.750	13/16	NONE	N-678	245	RB77WPCC	.007	4	.813	7/8	NONE	A-678
248	RN79PYP25	.025	4	.750	13/16	NONE	N-678	249	RB77WPCC	.007	4	.813	7/8	NONE	A-678
502	D21	.027	6	.500	7/8	NONE	N-678	503	REM84P	.015	8	.500	7/8	SHIELDED	A-678
517	XMJ17	.025	8	.375	13/16	SHIELDED	N-678	504	N21	.025	4	.750	13/16	NONE	A-678
522	REL89G	.015	1	.500	13/16	SHIELDED	N-678	505	ED89D	.025	8	.500	7/8	SHIELDED	A-678
530	RN79G	.015	8	.750	13/16	NONE	N-678	506	D6	.027	6	.500	7/8	NONE	A-678
535	RL15B	.015	8	.500	13/16	BN-9A	N-678	509	D9	.025	6	.500	7/8	BN-9A	N-678
540	RTN79G	.015	8	.750	15/16	BN-9A	N-678	514	D14	.025	6	.500	7/8	BN-9A	N-678
551	RHL79G	.015	1	.500	7/8	SHIELDED	N-678	515	D15Y	.027	6	.500	7/8	NONE	A-678
556	RTL85G	.015	8	.500	13/16	BN-9A	N-678	516	D16	.025	6	.500	7/8	ZN-9A	A-678
557	XEJ8	.025	8	.375	13/16	SHIELDED	N-678	519	RM77N	.015	8	.531	7/8	BN-9A	A-678
567	XEJ12	.025	8	.375	13/16	SHIELDED	N-678	521	XMD21	.025	8	.531	7/8	SHIELDED	A-678
573	XMJ20	.025	8	.375	13/16	SHIELDED	N-678	523	D23	.030	8	.500	7/8	NONE	A-678
575	RHN79G	.015	1	.750	7/8	SHIELDED	N-678	526	RD15Y	.027	6	.500	7/8	NONE	A-678
588	XMJ14	.025	8	.375	13/16	SHIELDED	N-678	529	D14N	.015	8	.531	7/8	BN-9A	A-678
594	TJ83	.025	8	.375	13/16	BN-9A	N-678	541	RD16	.027	6	.500	7/8	NONE	A-678
599	J99	NA	8	.375	13/16	NONE	N-678	542	B86N	.012	8	.813	7/8	BN-9A	A-678
603	XML12	.025	8	.500	13/16	SHIELDED	N-678	543	D89D	.025	8	.500	7/8	NA-9E	A-678
610	REL88B	.020	8	.500	13/16	SHIELDED	N-678	547	RTM77N	.019	8	.531	1	BN-9A	A-678
612	RML12	.025	8	.500	13/16	SHIELDED	N-678	548	RTM79	.025	8	.531	7/8	BN-9A	A-678
614	XEN14	.025	8	.750	7/8	SHIELDED	N-678	549	D18Y	.027	6	.500	7/8	NONE	A-678
616	XMN12	.025	8	.750	7/8	SHIELDED	N-678	550	ED14	.025	8	.531	7/8	SHIELDED	A-678
633	XML15Y	.025	8	.500	13/16	SHIELDED	N-678	555	UD16	.025	6	.500	7/8	ZN-9A	A-678
642	RN79G	.025	8	.750	13/16	NONE	N-678	563	XED16	.025	8	.531	7/8	SHIELDED	A-678
								564	D16J	.030	6	.500	7/8	NONE	A-678
								566	M82N	.015	8	.531	7/8	BN-9A	A-678
								568	REM77N	.015	8	.531	7/8	SHIELDED	A-678



STK. NO.	PLUG TYPE	AVAIL. GAP	PACK QTY.	REACH INCHES	HEX INCHES	TERMINAL THREAD NUT	REPL. GASKET	STK. NO.	PLUG TYPE	AVAIL. GAP	PACK QTY.	REACH INCHES	HEX INCHES	TERMINAL THREAD NUT	REPL. GASKET
18mm THREAD DIAMETER (continued)								7 / 8" - 18 THREAD DIAMETER (continued)							
571	RM79F	.015	8	.500	7/8	BN-9A	A-678	580	W80N	.013	8	.600	15/16	BN-9A	A-478
572	XED14	.025	8	.531	7/8	SHIELDED	A-678	582	RW82P	.012	8	.625	15/16	BN-9A	A-478
576	RB76N	.012	8	.802	7/8	BN-9A	A-678	589	W89D	.025	8	.625	15/16	NA-9E	A-478
583	RHM83N	.015	8	.531	7/8	SHIELDED	A-678	595	C95F	.020	8	.625	11/8	NA-9E	A-478
585	RHM85G	.015	1	.500	7/8	SHIELDED	A-678	623	RGC80F	.013	1	.625	11/8	NONE	A-478
586	RGM86N	.013	1	.500	7/8	NONE	A-678	631	RW78N	.012	4	.860	15/16	BN-9A	A-478
591	RM85G	.013	8	.500	7/8	BN-9A	A-678	635	RHW78N	.012	4	.860	1	SHIELDED	A-478
593	RD18Y	.035	6	.500	7/8	NONE	A-678	638	RTW80N	.012	1	.625	1	BN-9A	A-478
596	RHM77N	.015	8	.531	7/8	SHIELDED	A-678	645	RTW83F	.012	1	.625	1	BN-9A	A-478
597	K97F	.020	8	.688	1	ZN-9A	A-678								
624	RHB81N	.012	8	.813	7/8	SHIELDED	A-678								
625	D78Y	.015	8	.500	7/8	ZN-9A	A-678								
630	M82N	.012	8	.531	7/8	BN-9A	A-678								
634	RB77WPCC	.012	4	.813	7/8	NONE	A-678								
636	RB77WPC	.012	4	.813	7/8	NONE	A-678								
639	RHM83N	.025	8	.531	7/8	SHIELDED	A-678								
640	RM77N	.012	8	.531	7/8	BN-9A	A-678								
641	RM77N	.020	8	.531	7/8	BN-9A	A-678								
643	RB75N	.012	4	.802	7/8	NONE	A-678								
646	RTB80N	.012	8	.813	7/8	BN-9A	A-678								
647	M76R	.016	8	.500	7/8	ZN-9A	M-674								
649	XMD15	.025	8	.531	7/8	SHIELDED	A-678								
91	H14Y	.035	4	.438	13/16	NONE	A-678								
7 / 8" - 18 THREAD DIAMETER															
1204	RHW80PP	.012	8	.625	1	SHIELDED	A-478								
1207	RW80PP	.012	8	.625	15/16	BN-9A	A-478								
200	RW80N	.015	4	.625	1	BN-9A	A-478								
201	W77N	.012	8	1.000	15/16	BN-9A	A-478								
202	W80N	.020	8	.600	15/16	BN-9A	A-478								
203	W85N	.020	8	.600	15/16	BN-9A	A-478								
206	RW77N	.015	4	1.000	1	BN-9A	A-478								
228	RW77PP	.012	4	1.000	15/16	BN-9A	A-478								
510	W10	.025	8	.625	15/16	BN-9A	A-478								
513	C97B	.025	8	1.250	11/8	A-146	A-478								
518	W18	.025	8	.750	15/16	NA-9E	A-478								
520	W20	.025	8	.625	15/16	BN-9A	A-478								
532	RHW80N	.013	4	.625	1	SHIELDED	A-478								
534	REW80N	.012	8	.600	15/16	SHIELDED	A-478								
539	W77N	.015	8	1.000	15/16	BN-9A	A-478								
544	HW83F	.012	1	.625	1	SHIELDED	A-478								
545	W85N	.013	8	.600	15/16	BN-9A	A-478								
552	RGC77N	.012	1	1.000	1	NONE	A-478								
553	RW80N	.012	4	.625	1	BN-9A	A-478								
559	RW83F	.012	8	.625	1	BN-9A	A-478								
561	W16Y	.025	8	.625	15/16	BN-9A	A-478								
562	W95D	.040	8	.625	15/16	A-146	A-478								
565	RW77N	.012	4	1.000	1	BN-9A	A-478								
569	W14	.030	8	.625	15/16	BN-9A	A-478								
577	RHW77N	.015	4	1.000	1	SHIELDED	A-478								
578	REW82P	.012	8	.625	1	SHIELDED	A-478								
579	RHW79N	.012	4	.625	1	SHIELDED	A-478								



Spark Plug Installation

The recommended procedure is to remove the old spark plug and install the new spark plug by hand until it contacts the gasket seat. A new gasket should always be used. By removing and installing the spark plug by hand, it will be easier to detect any problems in the thread area such as binding or looseness. Should problems be detected, refer to the NOTE section for recommended course of action. Once all spark plugs have been installed by hand, return to the first spark plug installed and tighten to correct torque. This will allow the spark plug temperature to stabilize with the cylinder head temperatures. (Figure 1)

Torque Recommendations			
SERVICE GASKET	SPARK PLUG THREAD SIZE	TORQUE WRENCH	
		CAST IRON HEADS	ALUMINUM HEADS
	Gasket Type		
N678	14mm	26-30 lb-ft	18-22 lb-ft
A678	18mm	32-38 lb-ft	28-34 lb-ft
A478	7/8"	50-55 lb-ft	—
—	1-1/8"	140-150 lb-ft	—
	Tapered Seat		
—	14mm	7-15 lb-ft	7-15 lb-ft
—	18mm	15-20 lb-ft	15-20 lb-ft

FIGURE 1

These torque values are for spark plugs installed in clean, dry threads and should be followed unless otherwise specified by the engine manufacturer. Excessive torque (over-torque) can lead to thread body stretch.

NOTE. After the normal service life of a spark plug, one or more of the spark plugs may be a little difficult to remove. Penetrating oil may be used if the spark plug appears to be dangerously tight. Apply steady pressure with a spark plug wrench until the spark plug loosens. Once loosened, if the spark plug is still turning hard, apply more penetrating oil, then tighten and loosen the spark plug repeatedly until the spark plug rotates easily. Before removing the spark plug, blow any dirt from the port area that might be present to prevent it from falling into the combustion chamber.

If the spark plug appeared to be overly tight when removed by hand, it may be due to deposits collecting in the threaded area of the cylinder head. The threads should be cleaned with the proper size and length chaser tool, and the seat wiped clean to assure good seat contact before installing the new spark plug.

Recommended practice would be to clean spark plug port threads and seating area every six months or every spark plug change, whichever is longer.

This may lead to shell seal leakage and poor heat transfer out of the spark plug, causing premature failure. The leakage can also result in ejection of the insulator from the shell. (Figure 2)

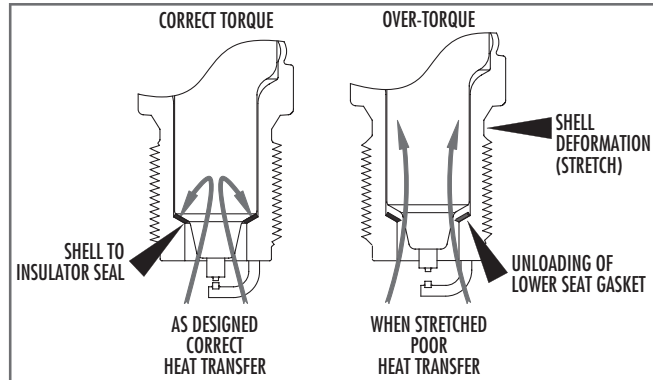


FIGURE 2

If the threads are lubricated, the torque value should be reduced 20%. Apply a very small amount only on the second thread from the firing end of the spark plug. No lubricant must be allowed on the firing end or anywhere on the upper area of the plug.

Spark plug cleanliness is essential for maximum spark plug life. All parts of the ignition system must be kept clean from dirt, oil, grease and paint. Any and all of these contaminants on the inside or outside of leads, boots and connections, or anywhere on the spark plug can cause misfire and/or shortened spark plug life.

If chasing the threads does not allow hand installation of the spark plug, further investigation is necessary. At this point it might be necessary to use a tap to verify correct thread size. Before using a tap, it is critical to verify the correct size and pitch. This tap should only be used if the thread chaser does not permit installation of the spark plug by hand. Frequent use can result in unnecessary metal removal, causing the spark plug to be loose in the port. When using the thread chaser tool or tap, a heavy grease should be applied to the flutes to catch debris removed from the thread area.

If looseness is obvious, necessary steps must be taken to avoid serious problems. A loose fitting spark plug could result in torching of the thread area and/or pre-ignition if the heat transfer from the spark plug to the cylinder head is insufficient to cool the spark plug.



Corona vs. Flashover

Under certain atmospheric conditions, a pale bluish glow may be observed around a conductor carrying high voltage. You may have noticed that while driving at night, high-tension cross-country power lines may have an eerie blue glow about them. You may also notice this glow on spark plug insulators if the engine is running in a darkened room. This glow is called corona, and it will not affect ignition output or engine performance. Corona does not indicate a faulty ignition system or spark plug.



Even if you never see corona it may leave a telltale, non-conductive, yellow or brown stain around the insulator near the top of the shell. This stain should not be interpreted as leakage between the shell and insulator. This stain is caused by the corona discharge attracting airborne dirt to the insulator surface. Corona is not to be confused with flashover, a situation where the voltage actually tracks down the outside of the insulator, resulting in misfire. Corona is harmless and is characterized by a hissing sound, much different than the familiar "snap" caused by flashover.



Flashover occurs because the high tension lead at the spark plug terminal is not adequately sealed and the voltage requirement at the spark plugs firing end is higher than the voltage requirement to arc externally.

This external arcing is flashover. Typical causes of flashover are poor or damaged ignition boots, dirty cap ends, high moisture/humidity, damaged spark plug insulators or worn firing end gaps.




Flashover is identified on the spark plug ceramic by blackened track marks where the spark has occurred externally and tracked down the surface of the insulator.



Champion provides cap end shapes to suit the needs of the application. Champion's insulator, combined with good plug boots, will prevent harmful flashover. Corona, however, can occur under any condition where high voltage is present.

Connector Well Flashover / Contamination

Shielded spark plugs have a unique set of challenges. One is contamination in the lead connector well. Contamination in this area of the plug often leads to the creation of a conductive path and eventually misfire due to flashover as seen in the quarter sectioned shielded spark plug photograph below.



Connector well contamination may be caused by material falling into the well, faulty or loose connections, moisture or contaminated leads. The lead connection and spark plug well should be carefully inspected for contamination and condition before assembly.

The terminal lead connector (stinger) must be free of contamination internally and externally. The lead connectors are typically ceramic and are designed to last until broken. However, in some cases the inner bore of the stinger can become contaminated. This condition is difficult to detect and can result in a misfire condition. The cause of the contamination may be oil or dirt that becomes lodged between the connector lead and inner bore of the stinger. The result is the formation of a conductive path that causes the spark to arc to ground internal to the stinger with little or no evidence noticeable upon removing the ignition lead from the spark plug well.

This condition is easily detected once the stinger is removed from the ignition lead. Inspection of the lead and bore of the stinger may reveal arc etching of the ceramic and a corresponding mark on the ignition lead. If these marks are found the stinger/lead assembly must be replaced.



On the other hand, flashover external to the stinger whether it is from contamination, improper lead attachment or excessive voltages due to a worn out spark plug is often more easily identifiable as can be seen on the stinger in the photograph above. When arcing is found on the outside of the stinger, there is a good chance that the spark plug well also has been etched by the arc. If this is the case, both the stinger and the spark plug need to be replaced.

As greater demands are applied at the spark gap, the required voltage increases. This increased voltage will follow the path of least resistance. Contamination in the spark plug well or stinger assembly will contribute to the creation of alternate paths. Often-times replacement of the spark plug will eliminate the misfire. In the case of a contaminated well it will solve the problem. In the case of a contaminated stinger assembly a new plug with a tight gap and sharp edges will reduce the voltage requirement and provide a temporary solution. If plug life appears to steadily decrease the stinger assembly should be carefully inspected for contamination.



Factors Effecting Voltage Requirements (Vr) Continued

L O W V O L T A G E	LOW	COMPRESSION PRESSURE	HIGH	H I G H V O L T A G E
	ADVANCE AWAY FROM TDC	IGNITION TIMING	RETARD TOWARDS TDC	
	LOW	SPEED AND LOAD	HIGH	
	HOT	ELECTRODE TEMPERATURE	COLD	
	WELL DEFINED	ELECTRODE CONDITION	WORN	
	NICKEL	ELECTRODE MATERIAL	PLATINUM	
	NARROW	GAP SIZE	WIDE	
	NEGATIVE	COIL POLARITY	POSITIVE	
	STOICHIOMETRIC	FUEL/AIR RATIO	LEAN	
	LOW	TURBOCHARGING	HIGH	

Factors Effecting Spark Plug Temperatures

SPEED AND LOAD

As engine power requirements increase with speed and load, spark plug insulator temperatures increase proportionately. Temperatures at constant speed and load will remain relatively stable.

IGNITION TIMING

Ignition timing has one of the greatest effects on insulator temperature. Advances in timing subjects the insulator, as well as all other parts of the combustion chamber, to longer periods of flame exposure. Recommended spark plug heat ranges, therefore, must consider manufacturer's specified timing and fuel/air ratios. Any advances over specifications will increase insulator temperatures.

CYLINDER HEAD TEMPERATURES

Insulator temperatures will vary almost directly with cylinder head temperatures. A fifty degree increase in coolant temperature will increase the insulator temperature approximately fifty degrees-a negligible amount. In cases of localized cooling system blockages (liquid or air), it is possible to create severe overheating.

Extremes in ambient operating temperatures can be detrimental to cylinder head temperatures by creating a detonation or pre-ignition environment.

DETONATION

Detonation produces severe pressures and temperatures which may affect not only spark plug temperatures but also may impose severe stress on insulators, electrodes, pistons, valves, bearings and other engine components.

PRE-IGNITION

Pre-ignition will generally cause a very rapid and severe temperature rise in the spark plugs and other combustion chamber components.

INSTALLATION TORQUE

Over-torquing or under-torquing upon installation can impair heat transfer out of the spark plug, causing the spark plug to leak and run hotter, decreasing its life.

C O L D	LOW	ENGINE SPEED	HIGH	H O T
	LOW	ENGINE LOAD	HIGH	
	RETARDED	IGNITION TIMING	ADVANCED	
	LOW	CYLINDER HEAD & COOLANT TEMPERATURE	HIGH	
	NONE	DETONATION	SEVERE	
	NONE	PRE-IGNITION	SEVERE	
	CORRECT TORQUE	INSTALLATION TORQUE	OVER/UNDER-TORQUE	



Heat Range Facts

The term "Heat range" refers to a spark plug's thermal characteristics: more specifically, to its ability to dissipate combustion heat from its firing end to the cylinder head and cooling medium.

A spark plug must maintain an even flow of heat from its firing end to avoid becoming a source of pre-ignition. Yet it also must operate hot enough to burn off conductive deposits that can short-circuit the high voltage and result in misfire.

For any specific application, it is the range of temperatures from low speed and low load to high speed and heavy load that determines the heat range requirement of a spark plug. From a design standpoint, the range of operating temperatures is largely determined by the length of the insulator nose. The longer the insulator nose, the hotter the spark plug. (Figure 3)

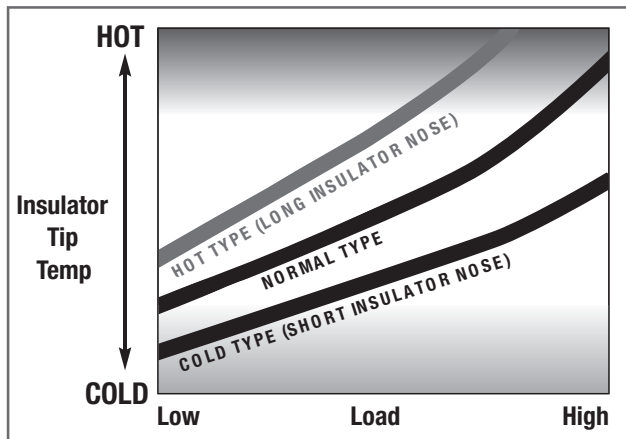


FIGURE 3

Thermocouple plugs designed by Champion are used to monitor firing tip temperatures. For best service at all load conditions, the optimum range of temperatures a plug should operate within is between 700°F and 1200°F (400°C to 650°C). The final selection of a plug for an engine is made on this basis.

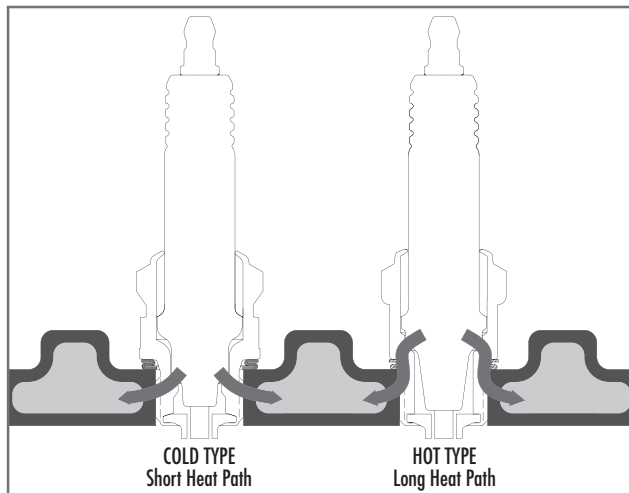


FIGURE 4

Usually each size and design of a spark plug is manufactured in various heat ranges as illustrated. They vary from a "colder" type, which operates on the lower end of the temperature scale, to a "hotter" type, which operates on the higher end of the same scale in the same engine under identical conditions.

Spark plugs with short insulator firing tips are called "cold" designs because they dissipate heat rapidly. They vary from a "colder" type, which operates on the higher end of the temperature scale, to a "hotter" type, which operates on the higher end of the same scale in the same engine under identical conditions. (Figure 4)

It is the temperature at which the plug operates that determines whether it is a hot or cold type, and not necessarily the design.

TYPES OF GROUND ELECTRODE

There are several ground electrode configurations. Those that project furthest from the spark plug into the combustion chamber will have the longest heat transfer path. Four-prong ground electrodes run colder than J-gap ground electrodes due to the shorter heat transfer path. However ground electrode projection may be beneficial for certain applications. (Figure 5)

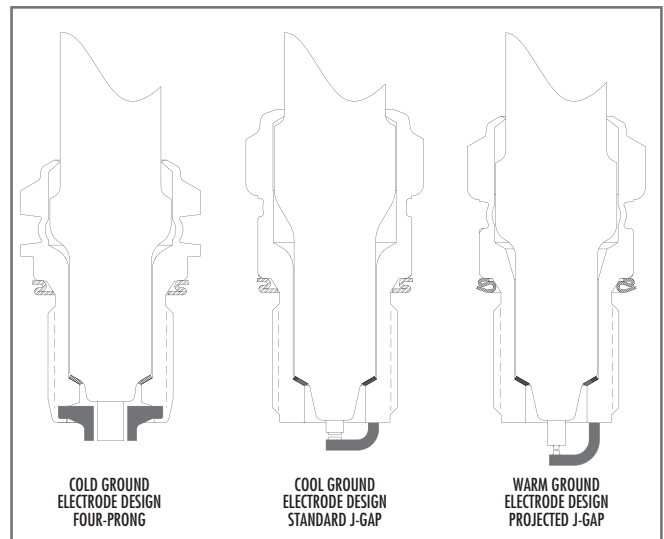


FIGURE 5

COPPER CORED ELECTRODES

The use of copper cored electrodes improves heat transfer, resulting in longer gap life. Copper is used in most center electrodes and in J-gap ground electrodes.

SEAT GASKET TEMPERATURE

Seat gasket thermocouple spark plugs can be used as an indicator of heat transfer out of the spark plug. Spark plug seat gaskets are intended to run no hotter than 400°F. If a seat gasket thermocouple reads above this, spark plugs and engine performance may be adversely affected.



Effect of Fuel on Spark Plug Selection

While most engines are designed for a specific fuel and placed into service with specifications tailored to that fuel, some operators are making conversion to different fuels or multi-fuel operation.

Spark plug selection of heat range and gap spacing should follow manufacturers' guidelines. When converting to alternative fuels see the spark plug selection chart. (Figure 6)

FUEL TYPE	APPROX. OPTIMUM ENGINE COMP. RATIO	AVERAGE OCTANE RES. NO	MANIFOLD HEAT REQUIRED	SPARK PLUG HEAT RANGE	SPARK PLUG GAP SPACING	IGNITION VOLTAGE REQUIRED
Natural Gas (methane)	14:1 (plus)	115-120	DECREASE	COLD	CLOSE	HIGH
LP-Gas	9:1 - 12:1	95-105	↑	↑	↑	↑
Gasoline	8:1 - 11:1	85-100	↕	↕	↕	↕
Kerosene	5:1 - 7:1	35-50	↓	↓	↓	↓
Distillate	4:1	25-30	INCREASE	HOT	OPEN	LOW

FIGURE 6

Low energy fuels often contain contaminants which can decrease spark plug life due to deposit build-up. (Figure 7)

LOW ENERGY	FUEL SOURCE	TYPICAL COMPOSITION
Landfill gas	Natural anaerobic decomposition of organic landfill waste.	55% methane and 45% CO ₂ with small amounts of oxygen and nitrogen, and contaminants such as sulfur compounds, halides, acids and solids.
Digester gas	Natural anaerobic decomposition of organic waste from sewage, animal waste or waste from vegetable and alcohol mills.	65% methane and 35% CO ₂ with small amounts of oxygen and nitrogen, and contaminants as above.
Blended fuel	Landfill or digester gas enriched with natural gas.	Depends on fuel concentration.

FIGURE 7

Shielded Extensions, Non-Shielded Extensions, Gaskets and Terminal Nut

Spark Plug Shielded Extensions



EXTENSIONS		
5/8"-20 THREAD		
LENGTH	PART#	REORDER#
4"	SE-4B	92966
6"	SE-6B	94462
8"	SE-8B	92821
10"	SE-10B	11500

3/4"-20 THREAD		
LENGTH	PART#	REORDER#
4"	SE-4D	11496
6"	SE-6D	93538
8"	SE-8D	93717
10"	SE-10D	11503



TEFLON IGNITION RODS		
LENGTH	PART#	REORDER#
4"	SE-4T	11497
6"	SE-6T	11504
8"	SE-8T	11505
10"	SE-10T	11506



TERMINAL NUT		
LENGTH	PART#	REORDER#
	BN9A	11276



GASKETS		
LENGTH	PART#	REORDER#
14MM	N678	91954
18MM	A678	91591
7/8MM	A478	94349

Spark Plug Non-Shielded Extensions



TEFLON DIELECTRIC SHIELDS		
LENGTH	PART#	REORDER#
3"	DS3	13601
4"	DS4	13602
5"	DS5	13604
6"	DS6	13607
8"	DS8	13609
10"	DS10	13610
12"	DS12	13611
14"	DS14	13612
16"	DS16	13613
18"	DS18	13614
20"	DS20	13615
24"	DS24	13617

#50KV RESISTANCE



ALUMINUM EXTENSION RODS		
LENGTH	PART#	REORDER#
3"	SCE3	13587
4"	SCE4	13588
5"	SCE5	13589
6"	SCE6	13590
8"	SCE8	13591
10"	SCE10	13592
12"	SCE12	13594
14"	SCE14	13595
16"	SCE16	13596
18"	SCE18	13597
20"	SCE20	13599
24"	SCE 24	13600

#8-32 INTERNAL THREAD



Integral Coil Features



Integral coils must be installed at a maximum of 5 lb-ft after the spark plug has been installed to follow coil manufacturer instructions for tightening. Over-torque can cause damage to coil and/or plug, resulting in possible engine damage. The “T” type and “G” type spark plugs

described below are designed to be used in conjunction with ignition systems utilizing an integral (transformer) coil. These plugs along with the use of integral coils have been approved by Canadian Standards Association for Class 1, Group D, Division 2 hazardous-location service.



“T” TYPE SPARK PLUGS

A “T” type spark plug is shown in Figure 8. Typical plugs are the RTM82WPCC, RTM77N, RTM78N, RTB78N, RTB80N, RTL85G, RTN79G, TJ83, RTW80N and RTW83F. These coils require that the shell turnover has a 13/16” thread to accommodate the female threaded coil.

FIGURE 8




“G” TYPE SPARK PLUG

A “G” type spark plug is shown in Figure 9. Typical plugs are the RGC80N, RGC80F and RGC77N in the 7/8” line and the RGM86N in the 18mm line. These utilize a 1” upper female threaded shell.

FIGURE 9



Shielded Extension Features and Installation



NOTE: This extension assembly can only be used with spark plug with a 1” well depth such as RHL79G, RHL89G, RHN79G, RHM77N, RHM83N, RHM85G, RHW79N, RHB81N. The following have a 2” well and require a brass rod adapter: RHM78PP, RHM78WPCC, RHW77N, RHW78N, RHW80N, HW83F.

- Install spark plug and tighten to recommended torque.
- Take center rod and install spring assembly and rubber grommet with at least 1-1/2” of center rod extending from bottom.
- Insert center rod with spring assembly and grommet into shielded spark plug.
- Install shielded extension over the center rod pushing the grommet and spring assembly down to the shell. This will ensure the center rod is in contact with the terminal of the spark plug.
- Tighten shielded extension to a maximum of 5 lb-ft.



An effective way to diagnose an engine's operating conditions is to examine the used spark plugs for abnormal conditions. If all systems of a given cylinder are in proper working condition, the recommended spark plug will take on deposit, gap wear and insulator coloring characteristics which must be considered normal. By indexing each plug to its respective cylinder and location during removal, the technician can later scrutinize the

plug under magnification to determine the possibility of engine abnormalities.

This procedure can be very useful if conducted as part of regular maintenance inspections. The following series of photographs and explanations may serve as a guide to spark plug and engine analysis; conditions will vary from engine to engine.

NORMAL

Appearance. Slight even wear on electrodes, very light deposits, a coloring of brown or grayish tan. Very clean, deposit-free firing ends are common on LP and natural gas applications.

Indication. Correct spark plug for application; cylinder from which removed is "healthy."

WORN OUT

Appearance. Very pronounced wear on electrodes, widened gap space.

Indication. Worn condition creates high voltage requirement and stresses the ignition system. Replace with equivalent heat range, perform routine ignition maintenance.

BRIDGED GAP

Appearance. A deposit lodged between the electrodes which "short-circuits" the ignition voltage.

Indication. Flaking off of combustion chamber deposits. May happen after long periods of constant speed and load operation followed by cyclic accelerations.

OIL ASH DEPOSITS

Appearance. Light colored (generally grayish) crusty build-up on spark plug firing end. May vary in density from very soft and flaky to extremely hard and rock-like.

Indication. Residual deposits from oil entering the combustion chamber in small amounts and being burned. These deposits, depending on oil additives, may be non-conductive and harmless. However, sufficient quantities of these deposits may build to mask the entire firing end and affect initiation of combustion. Should the deposits be conductive, the potential is great for core nose tracking and misfire.

LANDFILL GAS DEPOSITS

Appearance. Light colored (generally white) crusty build-up on spark plug firing end. May vary in density from very soft and flaky to extremely hard and rock-like.

Indication. Residual deposit from an engine operated on gas from a landfill. This type of fuel is often referred to as "dirty" gas, thus the naturally occurring deposits. These deposits may be non-conductive and harmless, but sufficient quantities may build to mask the entire firing end and interfere with the initiation of combustion. Should the deposits be conductive, the potential is great for core nose tracking and misfire.

DETONATION

Appearance. Electrodes or insulator fractured/physically broken as if by mechanical means.

Indication. Engine operated under abnormal combustion-detonation (uncontrolled burning or exploding of the fuel/air charge). Generally due to excessive temperature from over-heating, improper fuel/air ratios, over-advanced timing, cooling system blockages, insufficient engine tolerances, or improper balance of fuel mixture and timing.

PRE-IGNITION

Appearance. Overheated spark plug with electrodes and/or insulator melted.

Indication. Engine operated under abnormal combustion-pre-ignition (ignition prior to timed spark). Pre-ignition generally results from excessive temperatures created by "hot spots," possibly carbon, sharp valve edge, gasket protruding into the chamber, or improper heat range plug.

CORE NOSE TRACKING

Appearance. Ignition marks etched into the insulator core nose, or its deposits, that travel from the center electrode up the core nose to ground within the shell bore. These marks are often black in color.

Indication. Misfire may occur as the ignition spark has found an alternate path to ground as opposed to the desired path of arcing from center electrode to the ground electrode. Tracking can be caused by any of the following conditions: Conductive deposits on the insulator core nose, too wide a spark gap, too lean a fuel/air ratio, increased cylinder pressures at time of ignition.

CARBON FOULED

Appearance. Soft, black sooty deposits covering firing end.

Indication. Possible problem in the fuel delivery system – overly rich. Weak ignition system, flashover or secondary voltage, leak, or extremely low compression. More common to gasoline fueled auxiliary type engines.

TORCHED SEAT

Appearance. Cutting torch effect in the thread and seat area of the plug shell.

Indication. Plug was not seated properly, could not dissipate heat and allowed gases to blow by the threaded area.

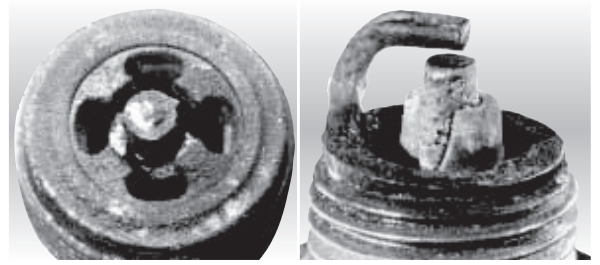


Normal




Usure normale
Normal

Detonation



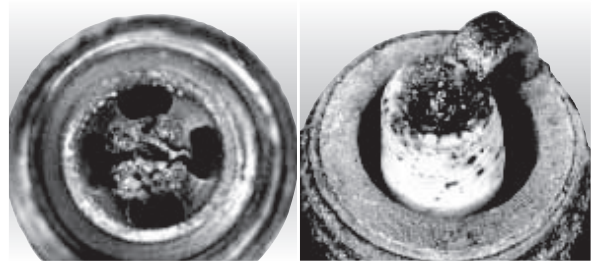
Détonation
Detonación

Worn Out



Usure totale
Desgastada

Pre-ignition



Préallumage
Encendido prematuro

Bridged Gap




Écartement obstrué
No existe separación entre puntas

Core Nose Tracking



Traces de cheminement de l'isolant
Formación de trayectorias en la nariz

Oil Ash Deposits



Dépôts résiduels d'huile
Depósitos de cenizas aceitosas

Landfill Gas Deposits



Dépôts résiduels de gas d'enfouissement
Depósitos de gas de vertedero

Carbon Fouled



Calaminage
Cubiertas de carbón

Torched Seat



Siège brûlé
Asiento quemado



The Spark Plug's Relation to the Ignition System

The ignition system must be capable of supplying the voltage necessary to initiate a spark between the spark plug electrodes. In practice this means there must be considerable "ignition reserve" to compensate for normal wear of the spark plugs and components of the ignition system.

Ignition reserve is the difference between voltage available (V_a) from the ignition system, and voltage required (V_r) by the spark plug. If at any time V_r equals V_a , misfire will likely occur. (Figure 10)

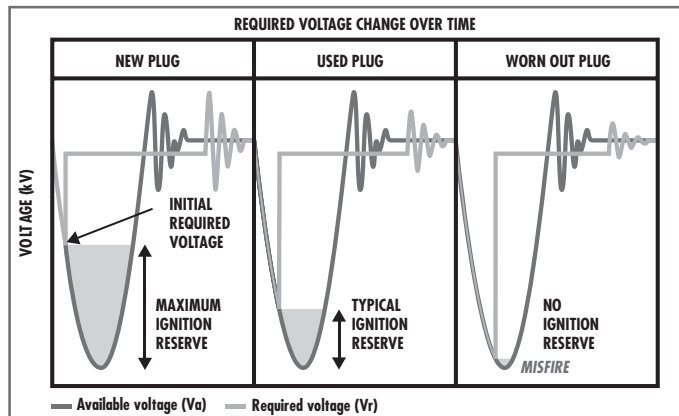


FIGURE 10

Factors Effecting Voltage Requirements (V_r)

COMPRESSION PRESSURE

Depending on the type of fuel, moisture content and voltage source, required voltage increases as pressures increase.

IGNITION TIMING

At TDC (top dead center), voltage requirements will be greatest due to high compression pressures. An advance in timing lowers V_r as pressure decreases. Since the advance creates higher flame temperature, V_r is further reduced by the hotter electrodes. Retarding timing past TDC also decreases V_r as pressures decrease, but appreciable losses of power and temperature result.

SPEED AND LOAD

High speed and load generally produces the highest V_r due to increased cylinder pressures despite the natural increase in electrode temperatures.

ELECTRODE TEMPERATURE

Voltage requirements will decrease as electrode temperatures increase and increase as temperatures decrease.

ELECTRODE CONDITION

Sharp, new electrodes concentrate the spark arcing by offering an easier path for current flow. As new plugs with well-defined electrodes wear, an increase in required voltage results.

ELECTRODE MATERIAL

Commonly used electrode materials are platinum, iridium, gold-palladium and nickel, in descending voltage equipment.

GAP SIZE

With other influencing factors being equal, required voltages will increase as gap size increases.

Multi-strike ignition: While multi-strike ignition can be beneficial for igniting the air-fuel charge, particularly in lean burn applications, it also accelerates gap wear. To minimize wear, use the fewest number of ignition strikes necessary to achieve complete combustion.

COIL POLARITY

Polarity is a design feature of each ignition system. Current flow from center electrode to ground electrode is referred to as "negative polarity." "Positive Polarity" is current flow from the ground electrode to center electrode. Most all manufacturers recommend negative polarity for best spark plug life and performance, since reversed or positive polarity will increase required voltages and substantially reduce ignition system reserve.

FUEL/AIR RATIO

With other factors being equal, voltage requirements will be lowest at the ideal stoichiometric fuel/air ratio. Voltage requirements increase with leaner mixtures because air is a poor conductor.

TURBOCHARGING

Turbocharging increases the voltage requirement because of higher cylinder pressures.



HEAT RANGE CHART-RACING SPARK PLUGS
 TABLEAU DES GAMMES DE CHALEUR-BOUGIES DE COURSE
 TABLA DE GAMAS DE TEMPERATURAS-BUJÍAS PARA CARRERAS

CHAMPION	HOT ↑ COLD ↓	J-Gap		Fine Wire J-Gap		Cut Back Ground		Angled Ground- Fine Wire		Retracted Gap	Surface Gap		
		Projected	Non Projected	Projected	Non Projected	Projected	Non Projected						
		"G" Series Thread: 10mm Reach: .750" Hex: 5/8"		G59C/654 G57C/653		8698/8698** 8654/8654**							RG59V/1654 G54V/709
"A" Series Thread: 12mm Reach: .750" Hex: 18mm or 11/16"		A59C/662 RA59GC/1006 A57C/661		8810/8810**						A57R/667	QA55V/299		
"J" Series Thread: 14mm Reach: 3/8" Hex: 13/16"		J12YC/10	J8C/841 J6C/823 J4C/825		J63Y/266	J61/264							
"L" Series Thread: 14mm Reach: .472" Hex: 13/16"		L82YC/328 L78YC/936	L82C/811 L78C/807	8814/8814** 8883/8883**		QL57/678 QL55/677					L78V/833 UL77V/831 L76V/827		
"V" Series Thread: 14mm Reach: .460" Conical Seat Hex: 5/8"		RV9YC/400 V59YC/672 V57YC/671	V63C/802 V59C/670 V57C/669 V55C/668		V63Y/265	V61/263							
"S" Series Thread: 14mm Reach: .708" Hex: 5/8"		RS9YC/304 S63YC/281 S61YC/280 S59YC/685 S57YC/684	S61C/286 S59C/683 S57C/682 S55C/681 S53C/697	8304/8304** 8401/8401**		S63HX/1024 S61HX/1022 S59HX/1020 S57HX/1019 S55HX/1018		S63A/1023 S61A/1021	S57A	S55A/1017	S59ZYV/1033 S57ZYV/1034 S55ZV/1035		
"C" Series Thread: 14mm Reach: .750" Hex: 5/8"		C65YC/284 C63YC/796 C61YC/794 QC61YC/1027 C59YC/792 QC59YC/1007 C57YC/791	C61C/785 QC59C QC57C	8071/8071**	C63Y/279 C61Y/278 C59Y/277 C57Y/276	C61/688 C59/687 QC59/1026 C57/686 QC57/1025 C55/693	C63HX/1016 C61HX/1014 C61HCX/1003* C59HX/1011 C59HCX/1001* C57HX/1010 C57HCX/1000*	C63CX/298 C61CX/297 C59CX/296	C63A/1015 C61A/1013 C59A/256	C57CX/295 C55CX/294 C53CX/293	C55A/254	C55R/695	C59ZYV/1032 C57ZYV/1031 C55ZV/1030 C57VC/252 C55VC C53VC/694
"N" Series Thread: 14mm Reach: .750" Hex: 13/16"		N12042M/1101S N1043Y/1029S N1039Y/1009S N59YDR/290 RN57YC/954	N59DR/673 N57DR/723	8415/8415** 8332/8332** 8902/8902** 8339/8339** 8904/8904** 8900/8900**									

* HCX types feature .030" projection
 ** 8000 Series plugs are PowerSport designs

Champion Gaskets and Spark Plug Indexing Gasket (Part no. and thickness)
 10mm solid: Y-674/.045"
 10mm thread on: Y-678/.045"
 12mm solid: P-674/.057", P-677/.095"
 12mm thread on: P-678/.052"
 14mm solid: N-673(wide)/.057", N-675/.057",
 N-677/.135", N-673X1/.080"
 14mm thread on: N-678/.052"

Resistor Type
 Q = 140 ohm wire wound suppression (inductive)

Indexing Spark Plugs

Race engine designers who desire specific spark plug indexing can refer to the chart below to achieve desired ground electrode position.
DO NOT OVER-TORQUE or UNDER-TORQUE plugs to achieve desired ground position. Serious engine and/or plug damage may occur.

Spark Plug Thread and Pitch	Spark Plug Rotation and Required Gasket thickness			
	1/4 turn	1/2 turn	3/4 turn	Full revolution
10mm x 1.0mm*	.010"	.020"	.030"	.040"
12mm x 1.25mm*	.0125"	.025"	0.0375"	.050"
14mm x 1.25mm*	.0125"	.025"	0.0375"	.050"
18mm x 1.5mm*	.015"	.030"	.045"	.060"
7/8" x 18mm*	.0145"	.029"	.0435"	.058"

* Indexing table to be used as a GUIDE only, individual engine conditions may effect desired results



Ever since drivers began pursuing the checkered flag, we've been there. Every weekend, in every part of the world, Champion powers more racers to victory than any other spark plug. The simple fact is no spark plug has won more races in any class than Champion.

Champion Powers Them All.

Depuis que les coureurs se disputent le drapeau à damier, nous ont été là. Chaque fin de semaine, dans tous les coins du monde, Champion propulse plus de coureurs automobiles vers la victoire que toute autre marque de bougie. En fait, aucune autre bougie n'a remporté plus de victoires que Champion dans toutes les classes de course automobile.

Champion les propulse tous.

Hemos estado presentes desde que los pilotos se lanzaron en busca del banderín de cuadros. Todos los fines de semana, en todas las partes del mundo, Champion es la bujía que da más victorias a los corredores. Es una realidad que ninguna otra bujía ha ganado más carreras que Champion.

Champion los impulsa todo.

CHOOSING RACING SPARK PLUGS

Selecting the proper race plug for your engine can mean the difference between front of the pack and a DNF. When using this guide understand that race plugs are usually of a much colder heat range rating than automotive plugs. Colder plugs must be used in engines with increased cylinder pressures, higher temperatures and greater B.H.P. Other factors such as fuel delivery (turbo, supercharged), fuel types and piston-to-head clearance will also effect proper plug selection.

CHOISIR DES BOUGIES DE COURSE

Le choix de la bonne bougie de course pour votre moteur peut faire toute la différence entre la victoire et l'abandon. Utilisez ce guide en n'oubliant pas que les bougies de course sont généralement d'une gamme thermique plus basse que les bougies d'automobiles. Des bougies plus froides doivent être utilisées dans les moteurs dont la pression dans les cylindres est plus élevée, qui dégagent plus de chaleur et dont la puissance nominale est plus élevée. D'autres facteurs tels l'alimentation en carburant (turbocompresseur ou suralimentation), les types de carburant et le dégagement entre le piston et la culasse influencent aussi le choix d'une bougie.

SELECCIÓN DE BUJÍAS PARA CARRERAS

La selección de la bujía apropiada para su motor puede significar la diferencia entre terminar entre los primeros en una carrera o abandonarla. Al usar esta guía, tenga en cuenta que las bujías para carreras suelen tener una gama de temperaturas más fría que las bujías automotrices. Se deben usar bujías más frías en los motores con mayores presiones en los cilindros, mayores temperaturas y mayor potencia al freno. Otros factores tales como el suministro de combustible (turbocompresor, sobrealimentado), tipos de combustible y holgura entre el pistón y la cabeza del cilindro también afectarán la selección apropiada de bujías.

Step 1
SHELL DESIGN
 (Hex/Reach)

The first step in choosing the proper race plug is determining the plug type that your cylinder head/piston will accept. Thread diameter and pitch, thread length, shell seat as well as hex size are all factors that will define what shell type works best for your engine.

Champion provides shells in all types. Consult the race chart on the previous page to choose the best plug for your engine.

Étape 1
CONCEPT DE CULOT
 (Hex / portée)

La première étape du choix de la bonne bougie de course est de déterminer le type de bougie qui convient au dégagement entre le piston et la culasse. Le diamètre et le pas du filetage, la longueur des filets, le siège du culot ainsi que la dimension de l'hexagone définissent le type de culot qui convient le mieux à votre moteur.

Champion offre des culots de bougie de tous types. Consulter le tableau de la page précédente pour choisir la bougie qui convient le mieux à votre moteur.

Paso 1
DISEÑO DEL RECURBIMIENTO
 (hexagonal / alcance)

El primer paso para elegir la bujía apropiada consiste en determinar el tipo de bujía que se puede instalar en su cabeza/pistón de cilindro. El diámetro y el paso de rosca, la longitud de la rosca, el asiento del recubrimiento y el tamaño del hexágono son factores que definirán el tipo de recubrimiento que da mejor resultado para su motor.

Champion proporciona cubiertas de todos los tipos. Consulte la tabla de la página anterior para escoger la mejor bujía para su motor.

Step 2
ELECTRODE DESIGN

The second decision is electrode design and configuration. Fine Wire center or standard electrode?

Projected or non-projected? Full coverage 'J-Gap' or perhaps Cut-back or Angled ground wire?

A good rule of thumb is to attain as much projection into the cylinder as possible. But be aware of piston clearance that could prohibit projected designs from being used. Whatever the case, Champion has the plug to get the maximum performance from your race engine.

Étape 2
CONCEPT D'ÉLECTRODE

La seconde étape consiste à déterminer le concept et la configuration de l'électrode. Une électrode centrale à fil fin ou standard? Pointe saillante ou non saillante? Écartement en J, électrode raccourcie ou angulaire?

La règle à suivre est d'atteindre autant de projection que possible à l'intérieur du cylindre. Il faut toutefois porter attention au dégagement du piston qui peut empêcher l'utilisation des modèles à pointe saillante. Peu importe le cas, Champion a la bougie qu'il faut à votre moteur pour lui permettre de donner sa pleine performance.

Paso 2
DISEÑO DE LOS ELECTRODOS

La segunda decisión es el diseño y la configuración de electrodos. ¿Electrodo central de filamento fino o electrodo normal? ¿Con proyección o sin proyección? ¿Separación entre puntas en forma de "J" de cobertura máxima o quizás cable de masa recortado o en ángulo?

Una buena regla general es alcanzar la máxima proyección en el cilindro que sea posible. Sea consciente de la holgura del pistón que podría prohibir el uso de diseños proyectados. Sea cual sea el caso, Champion tiene la bujía para obtener el rendimiento máximo de su motor de carreras.

Step 3
HEAT RANGE

The third factor in choosing a race plug is heat range. Correct heat range is critical in maintaining peak performance

throughout the duration of your race or event. Switching to a colder or hotter plug will not increase horsepower, but could affect engine performance. Choosing a plug that is too hot can result in pre-ignition or detonation. A plug that is too cold could cause an engine to stumble, misfire or foul.

The main factors to consider in selecting the proper heat range are:

- Type of Race Methanol
- Specific output Nitro-Meth
- Compression Ratio Nitrous Oxide
- Horsepower Super or Turbo Charging
- Racing Fuel

Use this guide to help get you to the winner's circle every time. Still a little confused? Call Champion's race experts at 1-800-325-8886. They will guide you through selecting the right plug for your race event!

Étape 3
GAMME THERMIQUE

La troisième étape consiste à déterminer la gamme de chaleur. Le choix de la bonne gamme de chaleur est cruciale au maintien d'une performance optimale pendant toute la course. Le choix d'une bougie plus froide ou plus chaude n'augmente en rien la puissance du moteur mais peut en diminuer la performance. Une bougie trop chaude peut favoriser l'auto-allumage ou la détonation, tandis qu'une bougie trop froide peut entraîner des ratés de moteur ou d'allumage ainsi que l'encrassement.

Voici les principaux facteurs à considérer dans le choix de la bonne gamme de chaleur :

- Type de course Méthanol
- Tension nominale particulière Carburant mixte
- Rapport de compression Oxyde nitreux
- Puissance du moteur Turbocompression ou suralimentation
- Carburant de course

Utilisez ce guide pour vous propulser dans le cercle des vainqueurs à tout coup. Le choix est-il encore difficile? ...Composez le 1 800 325-8886 pour parler à des experts de Champion. Ils sauront vous guider dans le choix de la bonne bougie pour votre course.

Paso 3
GAMA DE TEMPERATURAS

El tercer factor para escoger una bujía de carreras es la gama de temperaturas. La gama de temperaturas correcta es crucial para mantener el rendimiento a tope durante la carrera o evento. El cambio a una bujía más fría o más caliente no tendrá un efecto positivo en el rendimiento del motor, pero la selección de una bujía demasiado caliente puede causar un encendido preliminar o detonaciones. Una bujía demasiado fría puede ocasionar fallas de encendido o que se empaste o que el motor tenga problemas de funcionamiento.

Los factores principales que deben tenerse en cuenta en la selección de la gama de temperaturas apropiada son:

- Tipo de carrera Metanol
- Salida específica Nitro-Metanol
- Relación de compresión Óxido nitroso
- Potencia Sobre- o turboalimentado
- Combustible de carreras

Use esta guía para llegar al podio todas las veces. Si tiene dudas, llame a los expertos de carreras de Champion al 1-800-325-8886. ¡Le guiarán para seleccionar la bujía correcta para su carrera!



CAUTION. DO NOT USE THIS CHART
 UNLESS YOU ARE UNABLE TO FIND YOUR VEHICLE OR EQUIPMENT LISTED IN THE APPLICATION SECTIONS OF THE CHAMPION MASTER CATALOG.

ATTENTION. NE PAS UTILISER CE TABLEAU
 SAUF SI LE VÉHICULE OU L'ÉQUIPEMENT NE SE TROUVE PAS DANS LES SECTIONS DES APPLICATIONS DE CE CATALOGUE.

PRECAUCIÓN. NO USE ESTA TABLA
 A MENOS QUE NO PUEDA ENCONTRAR SU VEHÍCULO O EQUIPO INDICADO EN LAS SECCIONES DE APLICACIÓN DEL CATÁLOGO PRINCIPAL DE CHAMPION

AC DELCO		AC DELCO		AC DELCO		AC DELCO		AC DELCO	
2	3025 / RV19PMC	41825	7318 / RC12PMPB4	41XLS	813 / N7YC	B403I	533 / UJ11G	FR3LM	412 / RC12LYC
4	3415 / RN9PYC	41825	7346 / RC10PYP4	426FS	312 / L87YC	B43	823 / J6C	FR3LS	71 / RC12YC
5	3071 / RC12PYC	41826	7018 / RV17PMP4	42F	811 / L82C	B44S	10 / J12YC	FR3LS6	89 / RC12YC5
6	3983 / RS14PMC5	41827	3405 / RN14PMC	42FS	328 / L82YC	B45	841 / J8C	FR3LSJ	71 / RC12YC
8	3401 / RS10PYC4	41829	430 / RC9YC4	42LTS	304 / RS9YC	BR42TS	406 / RV12YC	FR3LSK	71 / RC12YC
9	3071 / RC12PYC	41830	108 / RV8C6	42S	10 / J12YC	C42I	825 / J4C	FR3LX	71 / RC12YC
14	3013 / RS14PYC6	41831	431 / RC14YC	42TS	406 / RV12YC	C42N	803 / N4C	FR4LE	412 / RC12LYC
14	597 / K97F	41832	123 / RN5C	42XL	801 / N3C	C43	823 / J6C	FR4LS	431 / RC14YC
16	597 / K97F	41900	7013 / RS14PYP5	42XLS	300 / N9YC	C43L	587 / H8C	FR4LSJ	431 / RC14YC
17	562 / W95D	41902	7013 / RS14PYP5	430Z	811 / L82C	C43N	120 / N5C	FR5LM	431 / RC14YC
18	589 / W89D	41904	7013 / RS14PYP5	436T	802 / V63C	C44	841 / J8C	FR5LS	431 / RC14YC
26	525 / Z5	41905	18 / RV15YC4	436TS	672 / V59YC	C44N	120 / N5C	G53	595 / C95F
43	823 / J6C	41905	7018 / RV17PMP4	436XLS	796 / C63YC	C44NS	405 / RN14YC	G54	595 / C95F
44	841 / J8C	41906	7013 / RS14PYP5	438T	265 / V63Y	C44S	10 / J12YC	G56	525 / Z5
45	841 / J8C	41907	7346 / RC10PYP4	438T	802 / V63C	C44XL	120 / N5C	G59	525 / Z5
46	511 / J11C	41908	7020 / RS12PLP6	43FS	929 / RL95YC	C45L	844 / H10C	LM46	845 / J17LM
373	506 / D6	41910	7013 / RS14PYP5	43LS	91 / H14Y	C45W	843 / CJ8	LM49	846 / CJ14
373	509 / D9	41913	7346 / RC10PYP4	43N	120 / N5C	C47W	843 / CJ8	M40FFX	821 / L77JC4
404	620 / RL85G	41919	7963 / RS12PYPB5	43S	10 / J12YC	C49	592 / RJ12C	M41FF	821 / L77JC4
41100	9405 / RS14WMPB4	41921	7013 / RS14PYP5	43TS	18 / RV15YC4	C73	510 / W10	M41G	825 / J4C
41101	3013 / RS14PYC6	41921	7940 / RS14PYPB5	43XL	120 / N5C	C75	569 / W14	M41K	825 / J4C
41101	7940 / RS14PYPB5	41928	7020 / RS12PLP6	43XLS	38 / N12YC	C77	561 / W16Y	M42FF	811 / L82C
41101	9404 / RS14WYPB5	41929	7013 / RS14PYP5	440T	802 / V63C	C77L	518 / W18	M42K	825 / J4C
41103	7437 / RE10PYPB5	41931	7013 / RS14PYP5	440XLS	315 / N6YC	C81	529 / D14N	M43FF	306 / L86C
41103	9901 / RE10WYPB5	41932	7940 / RS14PYPB5	445Z	807 / L78C	C82	509 / D9	M43S	10 / J12YC
41105	7437 / RE10PYPB5	41933	7940 / RS14PYPB5	44F	896 / L90C	C83	509 / D9	M44C	841 / J8C
41105	9901 / RE10WYPB5	41936	7013 / RS14PYP5	44FFS	929 / RL95YC	C83T	129 / RF10C	M44L	844 / H10C
41107	9901 / RE10WYPB5	41937	7940 / RS14PYPB5	44N	120 / N5C	C84T	129 / RF10C	M45	841 / J8C
41108	9300 / RE12WYBP4	41940	7940 / RS14PYPB5	44NS	405 / RN14YC	C85	514 / D14	M45FF	896 / L90C
41109	9299 / RES8WYBP4	41942	7013 / RS14PYP5	44S	10 / J12YC	C85S	526 / RD15Y	M47	592 / RJ12C
41110	9405 / RS14WMPB4	41943	7013 / RS14PYP5	44T	113 / RV12C	C85TS	21 / RF14YC	M8	842 / UY6
41600	13 / RS14YC6	41943	7940 / RS14PYPB5	44TS	25 / RV17YC	C86	514 / D14	MB42K	825 / J4C
41600	408 / RS14YC	41947	7013 / RS14PYP5	44XL	120 / N5C	C86	529 / D14N	MR41T	802 / V63C
41601	13 / RS14YC6	41948	7940 / RS14PYPB5	44XLO	405 / RN14YC	C86S	549 / D18Y	MR42FF	874 / RL82C
41602	71 / RC12YC	41950	7940 / RS14PYPB5	44XLS	405 / RN14YC	C87	516 / D16	MR43FF	830 / RL86C
41603	431 / RC14YC	41952	7983 / RS14PMPB5	45F	896 / L90C	C88	502 / D21	MR43LTS	401 / RS12YC
41604	130 / RF14LC	41955	7981 / RE14PYPB4	45FFS	929 / RL95YC	C88L	523 / D23	MR43T	121 / RV8C
41605	31 / RN14MC5	41963	7963 / RS12PYPB5	45L	844 / H10C	CR42N	104 / RN4C	MR44C	871 / RJ8C
41606	13 / RS14YC6	41965	7981 / RE14PYPB4	45LS	857 / RH18Y	CR42TS	406 / RV12YC	MR44T	113 / RV12C
41608	89 / RC12YC5	41974	7983 / RS14PMPB5	45NS	405 / RN14YC	CR43	102 / RJ6C	MR45	871 / RJ8C
41610	71 / RC12YC	41975	7940 / RS14PYPB5	45S	58 / RJ18YC	CR43K	102 / RJ6C	R121XLS	809 / RA6HC
41611	89 / RC12YC5	41978	7940 / RS14PYPB5	45TS	25 / RV17YC	CR43L	587 / H8C	R40TS	400 / RV9YC
41617	71 / RC12YC	41979	7940 / RS14PYPB5	45XL	120 / N5C	CR43N	123 / RN5C	R41CF	807 / L78C
41618	431 / RC14YC	41980	7940 / RS14PYPB5	45XLS	405 / RN14YC	CR43S	14 / RJ12YC	R41CXL	818 / RN2C
41627	71 / RC12YC	41981	7981 / RE14PYPB4	46F	896 / L90C	CR43TS	18 / RV15YC4	R41CXLS	332 / RN7YC
41628	71 / RC12YC	41983	7983 / RS14PMPB5	46FFS	929 / RL95YC	CR43TSM	18 / RV15YC4	R41F	883 / QL78C
41629	431 / RC14YC	41983	9405 / RS14WMPB4	46N	120 / N5C	CR44N	123 / RN5C	R41T	802 / V63C
41630	89 / RC12YC5	41984	7940 / RS14PYPB5	46S	58 / RJ18YC	CR44NS	405 / RN14YC	R41TS	400 / RV9YC
41800	7071 / RC12PYP	41985	7983 / RS14PMPB5	46TS	25 / RV17YC	CR44TS	25 / RV17YC	R41XL	818 / RN2C
41801	7071 / RC12PYP	41985	9405 / RS14WMPB4	46XL	120 / N5C	CR45L	854 / RH10C	R41XLS	332 / RN7YC
41801	7546 / RC10PYPB4	41986	7940 / RS14PYPB5	46XLS	405 / RN14YC	CR45TS	25 / RV17YC	R42CF	874 / RL82C
41803	7018 / RV17PMP4	41987	7963 / RS12PYPB5	47XL	120 / N5C	CR2	509 / D9	R42CFS	814 / RL82YC
41804	3415 / RN9PYC	41988	7437 / RE10PYPB5	60G	191 / CH238	CR83	509 / D9	R42CLTS	401 / RS12YC
41805	7015 / RS14PMP4	41990	9901 / RE10WYPB5	61G	143	CR83T	129 / RF10C	R42CLTS6	13 / RS14YC6
41806	7071 / RC12PYP	41991	7304 / RS9PYP	62G	144	CS40	849 / CJ6	R42CT	121 / RV8C
41807	7071 / RC12PYP	41991	9808 / RS8WYPB5	700Y	580 / W80N	CS41	843 / CJ8	R42CTS	406 / RV12YC
41807	7712 / QC12PEP	41993	7940 / RS14PYPB5	700YX	580 / W80N	CS41T	851 / DJ6J	R42CXL	104 / RN4C
41810	7401 / RS12PYP5	16L	597 / K97F	701Y	545 / W85N	CS42	845 / J17LM	R42CXLS	415 / RN9YC
41810	7963 / RS12PYPB5	18A	543 / D89D	78S	520 / W20	CS42S	853 / CJ7Y	R42F	874 / RL82C
41811	7407 / RS14ZPYPB	28G	160 / CH60	800LY	542 / B86N	CS42T	850 / DJ7J	R42FS	814 / RL82YC
41813	7332 / RN10PYP4	29G	161 / CH61	83TS	409 / RF9YC	CS44TA	847 / DJ8J	R42LTS	401 / RS12YC
41814	7437 / RE10PYPB5	30G	168 / CH68	84T	129 / RF10C	CS45	843 / CJ8	R42LTS6	13 / RS14YC6
41815	7071 / RC12PYP	32G	184 / CH84	84TS	22 / RF11YC	CS45T	847 / DJ8J	R42LTSM	15 / RS15LYC
41816	7018 / RV17PMP4	40TS	400 / RV9YC	85T	129 / RF10C	CS49	846 / CJ14	R42S	14 / RJ12YC
41817	7018 / RV17PMP4	40XLS	315 / N6YC	85TS	21 / RF14YC	FR1LS	430 / RC9YC4	R42T	121 / RV8C
41819	7031 / RN14PMP5	41F	807 / L78C	86TS	11 / RF18YC	FR2LS	71 / RC12YC	R42TS	406 / RV12YC
41822	7407 / RS14ZPYPB	41TS	400 / RV9YC	87TS	21 / RF14YC	FR2LSK	71 / RC12YC	R42TSM	406 / RV12YC
41824	7407 / RS14ZPYPB	41XL	805 / N2C	8G	180 / CH80	FR3CLS	71 / RC12YC	R42TSX	79 / RV15YC6



CAUTION. DO NOT USE THIS CHART

UNLESS YOU ARE UNABLE TO FIND YOUR VEHICLE OR EQUIPMENT LISTED IN THE APPLICATION SECTIONS OF THE CHAMPION MASTER CATALOG.

ATTENTION. NE PAS UTILISER CE TABLEAU

SAUF SI LE VÉHICULE OU L'ÉQUIPEMENT NE SE TROUVE PAS DANS LES SECTIONS DES APPLICATIONS DE CE CATALOGUE.

PRECAUCIÓN. NO USE ESTA TABLA

A MENOS QUE NO PUEDA ENCONTRAR SU VEHÍCULO O EQUIPO INDICADO EN LAS SECCIONES DE APLICACIÓN DEL CATÁLOGO PRINCIPAL DE CHAMPION

AC DELCO		AC DELCO		AC DELCO		ACCEL		ACCEL	
R42TX	108 / RV8C6	R45NSX	105 / RN16YC5	S42FR	811 / L82C	141	895 / QN84	784	345 / RC8YC4
R42XL	880 / RN3C	R45NTSE	407 / RS14LC	S42XL	801 / N3C	142	673 / N59DR	784	346 / RC10YC4
R42XLS	415 / RN9YC	R45S	58 / RJ18YC	S42XLR	880 / RN3C	142	801 / N3C	784	418 / RC9YCN4
R42XLS6	415 / RN9YC	R45SX	66 / RJ18YC6	S438XLG	689 / C53R	142	810 / RA8HC	784	426 / RC9YC5
R42XLSM	101 / RN13LYC	R45T	113 / RV12C	S438XLS	315 / N6YC	142	880 / RN3C	784	430 / RC9YC4
R43	102 / RJ6C	R45TS	25 / RV17YC	S43XL	120 / N5C	142	915 / QN86	784	434 / RC9MC4
R43C	102 / RJ6C	R45TS6	37 / RV17YC6	S43XLR	123 / RN5C	143	104 / RN4C	786	436 / RC12LC4
R43CFS	929 / RL95YC	R45TS8	17 / RV19YC6	S44	841 / J8C	143	120 / N5C	786	71 / RC12YC
R43CS	14 / RJ2YC	R45TS8	37 / RV17YC6	S44F	896 / L90C	143	123 / RN5C	786	7346 / RC10PYP4
R43CT	121 / RV8C	R45TSX	17 / RV19YC6	S44XL	120 / N5C	143	803 / N4C	786	89 / RC12YC5
R43CT6	108 / RV8C6	R45TSX	37 / RV17YC6	S45F	896 / L90C	146	120 / N5C	842	810 / RA8HC
R43CTS	18 / RV15YC4	R45TX	35 / RV12C6	S82F	509 / D9	154	811 / L82C	882	809 / RA6HC
R43CTS6	79 / RV15YC6	R45XL	123 / RN5C	S83F	509 / D9	156	306 / L86C	882	810 / RA8HC
R43CXL	123 / RN5C	R45XLS	405 / RN14YC	S85F	514 / D14	166	587 / H8C	997	101 / RN13LYC
R43CXLS	322 / RN11YC4	R45XLS6	105 / RN16YC5	SB41	825 / J4C	168	512 / H12	276S	18 / RV15YC4
R43FS	929 / RL95YC	R46	511 / J11C	SR43E	557 / XEJ8	168	844 / H10C	437S	63 / RJ14YC
R43L	587 / H8C	R46LTS	408 / RS14YC	SR43LE	610 / REL88B	194	415 / RN9YC	574S	406 / RV12YC
R43LTS	401 / RS12YC	R46N	120 / N5C	SR44E	557 / XEJ8	196	322 / RN11YC4	576S	18 / RN15YC4
R43LTSE	15 / RS15LYC	R46S	58 / RJ18YC	SR45LE	610 / REL88B	198	66 / RJ18YC6	P526S	15 / RS15LYC
R43LTSM	403 / RS10LC	R46SX	58 / RJ18YC	SR46E	567 / XEJ12	261	668 / V55C	P526S	401 / RS12YC
R43LTSX	401 / RS12YC	R46SX	66 / RJ18YC6	SR47E	567 / XEJ12	262	669 / V57C	UR6	400 / RV9YC
R43NTS6	13 / RS14YC6	R46SZ	58 / RJ18YC	SR47LE	610 / REL88B	263	670 / V59C		
R43NTSE	403 / RS10LC	R46SZ	66 / RJ18YC6	SR47XL	614 / XEN14	265	802 / V63C		
R43S	14 / RJ12YC	R46T	113 / RV12C	SR84E	572 / XED14	272	672 / V59YC		
R43T	121 / RV8C	R46TS	19 / RV19YC	SR86E	563 / XED16	274	400 / RV9YC		
R43T6	108 / RV8C6	R46TSX	17 / RV19YC6	SV4XL	890 / N19V	274	406 / RV12YC		
R43TS	18 / RV15YC4	R46TX	35 / RV12C6	SVB4XL	890 / N19V	276	18 / RV15YC4		
R43TS6	79 / RV15YC6	R46XL	120 / N5C	V400S	825 / J4C	286	79 / RV15YC6		
R43TSK	18 / RV15YC4	R46XLS	405 / RN14YC	V40FFK	833	375	409 / RF9YC		
R43TSX	79 / RV15YC6	R47S	58 / RJ18YC	V40FFM	827	378	22 / RF11YC		
R43TX	108 / RV8C6	R47SX	66 / RJ18YC6	V40FFS	833	416	71 / RC12YC		
R43XL	123 / RN5C	R800	519 / RM77N	V40K	825 / J4C	437	14 / RJ12YC		
R43XLS	404 / RN12YC	R83CT	129 / RF10C	VB40FFM	831 / UL77V	437	63 / RJ14YC		
R44	871 / RJ8C	R83CTS	409 / RF9YC	VR40FFK	838	442	880 / RN3C		
R44CF	896 / L90C	R83T	129 / RF10C	VR40FFM	898 / QL76V	453	814 / RL82YC		
R44CXL	123 / RN5C	R83TS	409 / RF9YC	WR43	588 / XMJ14	494	301 / RN9YC4		
R44CXLS	405 / RN14YC	R84TS	22 / RF11YC	WR43L	603 / XML12	494	415 / RN9YC		
R44F	896 / L90C	R84TSX	22 / RF11YC	WR43LR	612 / RML12	494	7332 / RN10PYP4		
R44LT	304 / RS9YC	R85T	129 / RF10C	WR44	588 / XMJ14	496	308 / RN12MC4		
R44LTS	408 / RS14YC	R85TS	21 / RF14YC	WR44LS	633 / XML15Y	496	322 / RN11YC4		
R44LTS6	13 / RS14YC6	R86T	129 / RF10C	WR46	517 / XMJ17	496	404 / RN12YC		
R44LTS6K	13 / RS14YC6	R86TS	11 / RF18YC	WR47	588 / XMJ14	496	7031 / RN14PMP5		
R44LTSM	15 / RS15LYC	R86TS5	11 / RF18YC	WR84	649 / XMD15	498	66 / RJ18YC6		
R44LTSM6	15 / RS15LYC	S102F	808 / Z9Y	WR86	521 / XMD21	504	403 / RS10LC		
R44LTSMA	15 / RS15LYC	S104F	808 / Z9Y	WR87	521 / XMD21	506	407 / RS14LC		
R44LTSMA	20 / RS13LYC5	S121F	816 / P7			514	304 / RS9YC		
R44N	123 / RN5C	S121XL	809 / RA6HC			514	403 / RS10LC		
R44NS	405 / RN14YC	S122F	816 / P7			516	408 / RS14YC		
R44NTSE	407 / RS14LC	S123XL	810 / RA8HC			526	15 / RS15LYC		
R44S	14 / RJ12YC	S124FS	888 / P8Y			526	401 / RS12YC		
R44SX	66 / RJ18YC6	S404XLG	690 / C57R			566	113 / RV12C		
R44T	113 / RV12C	S408XLG	696 / C59R			566	35 / RV12C6		
R44TS	25 / RV17YC	S40F	811 / L82C			574	406 / RV12YC		
R44TS6	37 / RV17YC6	S40FR	883 / QL78C			576	18 / RV15YC4		
R44TS8	37 / RV17YC6	S40XL	686 / C57			577	25 / RV17YC		
R44TSX	37 / RV17YC6	S40XLG	687 / C59			577	37 / RV17YC6		
R44TX	35 / RV12C6	S40XLR	686 / C57			586	18 / RV15YC4		
R44XL	123 / RN5C	S41F	807 / L78C			586	79 / RV15YC6		
R44XLS	405 / RN14YC	S41FR	807 / L78C			596	79 / RV15YC6		
R44XLS5	105 / RN16YC5	S41XL	805 / N2C			675	409 / RF9YC		
R44XLS6	105 / RN16YC5	S41XLG	688 / C61			736	412 / RC12LYC		
R44XLS6	101 / RN13LYC	S41XLR	818 / RN2C			736	82 / RFN14LY		
R44XLSM	101 / RN13LYC	S42	825 / J4C			742	810 / RA8HC		
R45	871 / RJ8C	S420Z	896 / L90C			761	791 / C57YC		
R45LS	854 / RH10C	S422Z	896 / L90C			762	792 / C59YC		
R45LTS6	13 / RS14YC6	S425Z	306 / L86C			763	794 / C61YC		
R45LTS6K	13 / RS14YC6	S426FS	312 / L87YC			765	796 / C63YC		
R45NS	405 / RN14YC	S42F	811 / L82C			784	344 / RC9YC		



CAUTION. DO NOT USE THIS CHART
 UNLESS YOU ARE UNABLE TO FIND YOUR VEHICLE OR EQUIPMENT LISTED IN THE APPLICATION SECTIONS OF THE CHAMPION MASTER CATALOG.

ATTENTION. NE PAS UTILISER CE TABLEAU
 SAUF SI LE VÉHICULE OU L'ÉQUIPEMENT NE SE TROUVE PAS DANS LES SECTIONS DES APPLICATIONS DE CE CATALOGUE.

PRECAUCIÓN. NO USE ESTA TABLA
 A MENOS QUE NO PUEDA ENCONTRAR SU VEHÍCULO O EQUIPO INDICADO EN LAS SECCIONES DE APLICACIÓN DEL CATÁLOGO PRINCIPAL DE CHAMPION

AUTOLITE		AUTOLITE		AUTOLITE		AUTOLITE		AUTOLITE	
66	405 / RN14YC	316	511 / J11C	685	108 / RV8C6	2592	687 / C59	3924	71 / RC12YC
67	405 / RN14YC	317	511 / J11C	687	35 / RV12C6	2593	688 / C61	3926	431 / RC14YC
72	10 / J12YC	318	592 / RJ12C	704	400 / RV9YC	2594	801 / N3C	3927	431 / RC14YC
73	10 / J12YC	344	129 / RF10C	724	400 / RV9YC	2611	686 / C57	3954	810 / RA8HC
74	10 / J12YC	353	825 / J4C	725	406 / RV12YC	2612	805 / N2C	3964	810 / RA8HC
75	10 / J12YC	354	823 / J6C	726	18 / RV15YC4	2614	805 / N2C	4051	805 / N2C
76	58 / RJ18YC	355	841 / J8C	745	409 / RF9YC	2615	803 / N4C	4053	805 / N2C
77	58 / RJ18YC	356	841 / J8C	746	22 / RF11YC	2616	120 / N5C	4054	805 / N2C
84	14 / RJ12YC	357	511 / J11C	747	21 / RF14YC	2634	821 / L77J4C	4055	801 / N3C
85	14 / RJ12YC	358	592 / RJ12C	764	401 / RS12YC	2635	807 / L78C	4056	803 / N4C
86	58 / RJ18YC	363	102 / RJ6C	765	401 / RS12YC	2636	811 / L82C	4092	807 / L78C
87	58 / RJ18YC	372	506 / D6	766	408 / RS14YC	2652	807 / L78C	4093	811 / L82C
94	304 / RS9YC	373	509 / D9	767	408 / RS14YC	2653	807 / L78C	4113	328 / L82YC
103	304 / RS9YC	374	509 / D9	784	129 / RF10C	2654	811 / L82C	4114	312 / L87YC
104	401 / RS12YC	375	514 / D14	804	129 / RF10C	2655	811 / L82C	4123	814 / RL82YC
105	401 / RS12YC	376	516 / D16	824	106 / RZF10	2656	306 / L86C	4132	905 / RA4HC
113	129 / RF10C	377	502 / D21	847	66 / RJ18YC6	2675	587 / H8C	4133	809 / RA6HC
115	129 / RF10C	378	523 / D23	865	401 / RS12YC	2676	844 / H10C	4143	809 / RA6HC
117	129 / RF10C	379	543 / D89D	884	13 / RS14YC6	2677	844 / H10C	4152	905 / RA4HC
124	129 / RF10C	386	541 / RD16	893	300 / N9YC	2693	506 / D6	4153	809 / RA6HC
125	130 / RF14LC	388	502 / D21	912	101 / RN13LYC	2695	506 / D6	4162	905 / RA4HC
127	129 / RF10C	393	801 / N3C	915	101 / RN13LYC	2696	509 / D9	4163	809 / RA6HC
131	668 / V55C	394	120 / N5C	922	101 / RN13LYC	2697	514 / D14	4164	810 / RA8HC
132	669 / V57C	395	120 / N5C	925	101 / RN13LYC	2714	816 / P7	4194	808 / Z9Y
133	670 / V59C	396	120 / N5C	935	412 / RC12LYC	2715	816 / P7	4251	315 / N6YC
134	802 / V63C	397	120 / N5C	945	101 / RN13LYC	2716	888 / P8Y	4252	813 / N7YC
135	802 / V63C	398	504 / N21	965	406 / RV12YC	2735	888 / P8Y	4253	300 / N9YC
136	121 / RV8C	402	818 / RN2C	966	37 / RV17YC6	2744	308 / RN12MC4	4263	415 / RN9YC
143	802 / V63C	403	880 / RN3C	985	412 / RC12LYC	2755	809 / RA6HC	4265	404 / RN12YC
144	121 / RV8C	404	104 / RN4C	1101	160 / CH60	2772	509 / D9	4275	10 / J12YC
145	121 / RV8C	405	123 / RN5C	1102	161 / CH61	2773	509 / D9	4316	844 / H10C
146	113 / RV12C	406	123 / RN5C	1103	168 / CH68	2775	516 / D16	4345	101 / RN13LYC
147	113 / RV12C	411	807 / L78C	1104	169 / CH69	2794	889 / Z6	5125	130 / RF14LC
156	22 / RF11YC	413	811 / L82C	1107	180 / CH80	2795	808 / Z9Y	5143	403 / RS10LC
166	22 / RF11YC	414	306 / L86C	1108	184 / CH84	2796	808 / Z9Y	5144	407 / RS14LC
175	10 / J12YC	415	306 / L86C	1111	190 / CH237	2812	825 / J4C	5164	15 / RS15LYC
203	406 / RV12YC	416	896 / L90C	1118	193 / CH218	2832	506 / D6	5184	89 / RC12YC5
215	844 / H10C	425	830 / RL86C	2222	572 / XED14	2852	827	5224	71 / RC12YC
216	844 / H10C	426	896 / L90C	2223	649 / XMD15	2872	833	5243	15 / RS15LYC
217	844 / H10C	436	91 / H14Y	2224	521 / XMD21	2892	831 / UL77V	5245	15 / RS15LYC
218	512 / H12	437	857 / RH18Y	2225	563 / XED16	2932	890 / N19V	AP103	7304 / RS9PYP
225	854 / RH10C	447	857 / RH18Y	2226	521 / XMD21	2954	850 / DJ7J	AP104	3401 / RS10PYC4
227	854 / RH10C	456	845 / J17LM	2227	521 / XMD21	2956	847 / DJ8J	AP105	3013 / RS14PYC6
235	843 / CJ8	458	861 / J19LM	2242	557 / XEJ8	2974	858 / CJ6Y	AP106	3408 / RS10PYC
245	840 / RCJ8	483	304 / RS9YC	2243	588 / XMJ14	2976	848 / CJ8Y	AP24	3018 / RV17PMC4
253	862 / CJ4	494	587 / H8C	2244	557 / XEJ8	2984	852 / RCJ6Y	AP25	3018 / RV17PMC4
254	849 / CJ6	495	587 / H8C	2245	517 / XMJ17	2985	859 / RCJ7Y	AP2543	3407 / RS14ZPYC5
255	843 / CJ8	497	844 / H10C	2246	567 / XEJ12	2995	843 / CJ8	AP2544	3407 / RS14ZPYC5
258	846 / CJ14	515	929 / RL95YC	2247	573 / XMJ20	2996	843 / CJ8	AP2545	3407 / RS14ZPYC5
273	328 / L82YC	516	929 / RL95YC	2248	567 / XEJ12	3013	825 / J4C	AP2546	3407 / RS14ZPYC5
274	312 / L87YC	517	929 / RL95YC	2285	610 / REL88B	3014	823 / J6C	AP26	3018 / RV17PMC4
275	929 / RL95YC	535	306 / L86C	2304	616 / XMN12	3017	592 / RJ12C	AP3923	3071 / RC12PYC
276	896 / L90C	536	896 / L90C	2305	616 / XMN12	3035	555 / UD16	AP3923	3346 / RC10PYC
284	327 / RL87YC	565	66 / RJ18YC6	2307	614 / XEN14	3055	129 / RF10C	AP3924	3071 / RC12PYC
292	825 / J4C	566	66 / RJ18YC6	2325	610 / REL88B	3064	129 / RF10C	AP5143	3407 / RS14ZPYC5
294	841 / J8C	567	66 / RJ18YC6	2326	610 / REL88B	3074	510 / W10	AP5144	3407 / RS14ZPYC5
295	841 / J8C	584	129 / RF10C	2327	610 / REL88B	3075	569 / W14	AP5184	3071 / RC12PYC
297	511 / J11C	603	13 / RS14YC6	2344	612 / RML12	3076	569 / W14	AP5224	3071 / RC12PYC
298	511 / J11C	604	13 / RS14YC6	2384	603 / XML12	3077	589 / W89D	AP5245	3015 / RS14PMC4
302	102 / RJ6C	605	401 / RS12YC	2384	633 / XML15Y	3095	525 / Z5	AP5263	7437 / RE10PYPB5
303	102 / RJ6C	606	13 / RS14YC6	2415	696 / C59R	3116	549 / D18Y	AP5503	3318 / RC12PMC4
304	871 / RJ8C	624	106 / RZF10	2543	403 / RS10LC	3136	842 / UY6	AP605	3401 / RS10PYC4
306	511 / J11C	664	79 / RV15YC6	2544	407 / RS14LC	3176	120 / N5C	AP606	3013 / RS14PYC6
308	592 / RJ12C	665	79 / RV15YC6	2545	407 / RS14LC	3303	400 / RV9YC	AP63	3415 / RN9PYC
312	825 / J4C	666	79 / RV15YC6	2546	407 / RS14LC	3606	79 / RV15YC6	AP64	3322 / RN14PMC3
313	825 / J4C	667	37 / RV17YC6	2553	855 / DJ7Y	3895	412 / RC12LYC	AP646	3031 / RN14PMC5
314	823 / J6C	683	802 / V63C	2554	855 / DJ7Y	3922	430 / RC9YC4	AP65	3405 / RN14PMC
315	841 / J8C	684	108 / RV8C6	2585	101 / RN13LYC	3923	430 / RC9YC4	AP66	3405 / RN14PMC



CAUTION. DO NOT USE THIS CHART
 UNLESS YOU ARE UNABLE TO FIND YOUR VEHICLE OR EQUIPMENT LISTED IN THE APPLICATION SECTIONS OF THE CHAMPION MASTER CATALOG.

ATTENTION. NE PAS UTILISER CE TABLEAU
 SAUF SI LE VÉHICULE OU L'ÉQUIPEMENT NE SE TROUVE PAS DANS LES SECTIONS DES APPLICATIONS DE CE CATALOGUE.

PRECAUCIÓN. NO USE ESTA TABLA

A MENOS QUE NO PUEDA ENCONTRAR SU VEHÍCULO O EQUIPO INDICADO EN LAS SECCIONES DE APLICACIÓN DEL CATÁLOGO PRINCIPAL DE CHAMPION

AUTOLITE		BERU		BOSCH		BOSCH		BOSCH	
AP664	3018 / RV17PMC4	162MJ	160 / CH60	4024	406 / RV12YC	4510	9804 / RN8WYPB3	7971	408 / RS14YC
AP665	3018 / RV17PMC4	18GZ577	242 / RB75WPCC	4025	415 / RN9YC	4512	9201 / RC12WYPB4	7972	113 / RV12C
AP666	3018 / RV17PMC4	18GZ677	636 / RB77WPC	4030	3071 / RC12PYC	4515	9901 / RE10WYPB5	7975	406 / RV12YC
AP764	3401 / RS10PYC4	18GZ7	576 / RB76N	4030	7071 / RC12PYP	4516	9006 / REC10WYPB4	7978	401 / RS12YC
AP765	3401 / RS10PYC4	214GK	155 / CH28	4031	304 / RS9YC	6200	21 / RF14YC	7979	401 / RS12YC
AP766	3408 / RS10PYC	348GK	161 / CH61	4033	104 / RN4C	6210	21 / RF14YC	7980	13 / RS14YC6
AP766	7408 / RS14PYPB	368GK	155 / CH28	4035	120 / N5C	6213	7013 / RS14PYP5	7981	20 / RS13LYC5
AP985	3071 / RC12PYC	382GK	161 / CH61	4036	58 / RJ18YC	6224	406 / RV12YC	7982	13 / RS14YC6
APP103	7304 / RS9PYP	601MJ	169 / CH69	4037	3415 / RN9PYP	6231	304 / RS9YC	7983	113 / RV12C
APP104	7963 / RS12PYPB5	602MJ	163 / CH63	4038	332 / RN7YC	6239	7013 / RS14PYP5	7985	18 / RV15YC4
APP105	7940 / RS14PYPB5	603MJ	168 / CH68	4039	7013 / RS14PYP5	6241	3013 / RS14PYC6	7986	18 / RV15YC4
APP106	7408 / RS14PYPB	604MJ	163 / CH63	4041	3013 / RS14PYC6	7302	225 / RB75PP	7989	408 / RS14YC
APP24	7018 / RV17PMP4	613MJ	168 / CH68	4201	3318 / RC12PMC4	7303	217 / RM77PP	7992	332 / RN7YC
APP25	7018 / RV17PMP4	636MJ	168 / CH68	4204	406 / RV12YC	7306	229 / KB77WPCC	7995	405 / RN9YC
APP2544	7407 / RS14ZPYPB	651MJ	168 / CH68	4205	3013 / RS14PYC6	7306	634 / RB77WPCC	7998	104 / RN4C
APP2545	7407 / RS14ZPYPB	663MJ	168 / CH68	4211	7401 / RS12PYP5	7307	242 / RB75WPCC	7999	104 / RN4C
APP26	7018 / RV17PMP4	691MJ	168 / CH68	4214	306 / L86C	7311	642 / RN79G	80003	161 / CH61
APP3923	7546 / RC10PYPB4	724MJ	168 / CH68	4215	104 / RN4C	7313	32 / RN5C	80010	198 / CH260
APP3924	7071 / RC12PYP	BG		4218	404 / RN12YC	7409	809 / RA6HC	80024	180 / CH80
APP5144	7407 / RS14ZPYPB	BG883T	129 / RF10C	4219	404 / RN12YC	7416	809 / RA6HC	80027	184 / CH84
APP5224	7071 / RC12PYP	RB106	598 / RS79N	4220	404 / RN12YC	7510	123 / RN5C	80033	190 / CH237
APP5245	7015 / RS14PMP4	RB1141	565 / RW77N	4221	405 / RN14YC	7533	803 / N4C	80034	191 / CH238
APP5263	7437 / RE10PYPB5	RB126SD	577 / RHW77N	4225	415 / RN9YC	7534	825 / J4C	80036	195 / CH189
APP5364	7032 / RE10PMPB5	RB212	582 / RW82P	4226	409 / RF9YC	7535	823 / J6C	80039	192 / CH271
APP5503	7318 / RC12PMPB4	RB312S	505 / ED89D	4230	7071 / RC12PYP	7539	851 / DJ6J	0241235769	9782 / RC8ZWYPB4
APP605	7963 / RS12PYPB5	RB312S	578 / REW82P	4232	312 / L87YC	7540	847 / DJ8J	241245665	9770 / RC6WYPB3
APP606	7013 / RS14PYP5	RB412	582 / RW82P	4233	104 / RN4C	7542	849 / CJ6	241245670	9770 / RC6WYPB3
APP646	7031 / RN14PMP5	RB442SAW	583 / RHM83N	4235	120 / N5C	7543	843 / CJ8	250001001	155 / CH28
APP65	7332 / RN10PYP4	RB442SW	583 / RHM83N	4236	58 / RJ18YC	7545	853 / CJ7Y	250001008	161 / CH61
APP764	7401 / RS12PYP5	RB485	591 / RM85G	4301	3318 / RC12PMC4	7546	853 / CJ7Y	250001012	161 / CH61
APP765	7401 / RS12PYP5	RB485S	503 / REM84P	4301	7318 / RC12PMPB4	7547	852 / RCJ6Y	250001016	161 / CH61
HT0	7989	RB485S	585 / RHM85G	4302	3018 / RV17PMC4	7700	809 / RA6HC	250200052	160 / CH60
HT1	7989	RB485SA	585 / RHM85G	4303	3318 / RC12PMC4	7701	809 / RA6HC	250200056	163 / CH63
HT15	7989	RB590	620 / RL85G	4304	3408 / RS10PYC	7805	302 / N11YC	250200058	163 / CH63
HT2	7989	RB590S	522 / REL89G	4305	3401 / RS10PYC4	7807	846 / CJ14	250200059	163 / CH63
XP105	9404 / RS14WYPB5	RB792S	551 / RHL79G	4306	3322 / RN14PMC3	7809	841 / J8C	250200060	163 / CH63
XP3923	9001 / RC10WYPB4	RB842S	532 / RHW80N	4307	3322 / RN14PMC3	7810	843 / CJ8	250200063	160 / CH60
XP5263	9901 / RE10WYPB5	RB842SBC	554 / RGC80N	4308	3034 / RC12PEC5	7811	853 / CJ7Y	250200065	163 / CH63
BERU		RB959S	596 / RHM77N	4309	3983 / RS14PMC5	7812	853 / CJ7Y	250200068	163 / CH63
100101302	155 / CH28	RB959SA	596 / RHM77N	4310	3415 / RN9PYP	7813	852 / RCJ6Y	250201001	168 / CH68
100101305	161 / CH61	RB993R	530 / RN79G	4311	3408 / RS10PYC	7815	847 / DJ8J	250201004	169 / CH69
100101306	155 / CH28	BMW		4312	3071 / RC12PYC	7900	415 / RN9YC	250201005	168 / CH68
100101308	161 / CH61	12120022902	8809	4313	3436 / RC12LC4	7905	404 / RN12YC	250201008	168 / CH68
100220101	160 / CH60	12120030548	353 / RC89TMC	4314	7346 / RC10PYP4	7907	322 / RN11YC4	250201009	168 / CH68
100220103	160 / CH60	12120035933	353 / RC89TMC	4315	7981 / RE14PYPB4	7908	871 / RJ8C	250201015	169 / CH69
100221102	163 / CH63	12129071003	353 / RC89TMC	4417	7318 / RC12PMPB4	7911	405 / RN14YC	250201019	168 / CH68
100221103	163 / CH63	BOSCH		4418	7318 / RC12PMPB4	7913	405 / RN14YC	250201021	169 / CH69
100221105	169 / CH69	4000	21 / RF14YC	4419	7071 / RC12PYP	7914	322 / RN11YC4	250201027	168 / CH68
100221106	163 / CH63	4001	3318 / RC12PMC4	4428	7034 / RC12PEPB5	7915	592 / RJ12C	250201030	168 / CH68
100221107	168 / CH68	4002	3071 / RC12PYC	4431	7975 / REC10PYPB4	7916	58 / RJ18YC	250201032	160 / CH60
100221108	163 / CH63	4002	418 / RC9YC4N	4448	7940 / RS14PYPB5	7918	304 / RS9YC	250201032	192 / CH271
100221118	168 / CH68	4003	3405 / RN14PMC	4449	7018 / RV17PMP4	7919	58 / RJ18YC	250202051	148 / CH95
100221133	168 / CH68	4004	406 / RV12YC	4458	7401 / RS12PYP5	7922	404 / RN12YC	250202054	149 / CH132
100221138	168 / CH68	4005	3013 / RS14PYC6	4459	7940 / RS14PYPB5	7923	322 / RN11YC4	60999S	634 / RB77WPCC
100221145	168 / CH68	4006	19 / RV19YC	4469	7983 / RS14PMPB5	7927	71 / RC12YC	60999Z	237 / RB77CC
100221153	168 / CH68	4007	3025 / RV19PMC	4478	7332 / RN10PYP4	7950	409 / RF9YC	D10A	21 / RF14YC
100221164	168 / CH68	4008	3018 / RV17PMP4	4479	7332 / RN10PYP4	7951	22 / RF11YC	D10B	21 / RF14YC
100222201	160 / CH60	4009	3036 / RV17PZMC	4481	7346 / RC10PYP4	7955	71 / RC12YC	D10BC	21 / RF14YC
100271101	184 / CH84	4010	3036 / RV17PZMC	4482	7981 / RE14PYPB4	7956	346 / RC10YC4	D7A	129 / RF10C
100271102	180 / CH80	4011	7401 / RS12PYP5	4488	7437 / RE10PYPB5	7957	71 / RC12YC	D7B	409 / RF9YC
105MJ	163 / CH63	4012	3407 / RS14ZPYP5	4501	9202 / RC12WMPB4	7961	101 / RN13LYC	D8A	129 / RF10C
141M	160 / CH60	4013	3013 / RS14PYC6	4503	9202 / RC12WMPB4	7962	318 / RC12MC4	D8AC	129 / RF10C
141MJ	160 / CH60	4014	306 / L86C	4504	9404 / RS14WYPB5	7963	71 / RC12YC	D8B	409 / RF9YC
143CPU	530 / RN79G	4015	104 / RN4C	4505	9204 / RS12WYPB4	7964	400 / RV9YC	D8BC	409 / RF9YC
14R4ADP	620 / RL85G	4018	3415 / RN9PYP	4506	9804 / RN8WYPB3	7966	304 / RS9YC	D9B	22 / RF11YC
14R4CDP	530 / RN79G	4019	3415 / RN9PYP	4507	9804 / RN8WYPB3	7968	121 / RV8C	D9BC	22 / RF11YC
14R4DP	620 / RL85G	4020	405 / RN14YC	4508	9202 / RC12WMPB4	7969	406 / RV12YC	DR10B	21 / RF14YC
151MJ	163 / CH63	4021	3405 / RN14PMC	4509	9405 / RS14WMPB4	7970	401 / RS12YC	DR10BC	22 / RF14YC



CAUTION. DO NOT USE THIS CHART
 UNLESS YOU ARE UNABLE TO FIND YOUR VEHICLE OR EQUIPMENT LISTED IN THE APPLICATION SECTIONS OF THE CHAMPION MASTER CATALOG.

ATTENTION. NE PAS UTILISER CE TABLEAU
 SAUF SI LE VÉHICULE OU L'ÉQUIPEMENT NE SE TROUVE PAS DANS LES SECTIONS DES APPLICATIONS DE CE CATALOGUE.

PRECAUCIÓN. NO USE ESTA TABLA
 A MENOS QUE NO PUEDA ENCONTRAR SU VEHÍCULO O EQUIPO INDICADO EN LAS SECCIONES DE APLICACIÓN DEL CATÁLOGO PRINCIPAL DE CHAMPION

BOSCH		BOSCH		BOSCH		BOSCH		BOSCH	
DR10GC0	130 / RF14LC	FR8DPX	418 / RC9YCN4	HR6B	400 / RV9YC	M7AC	506 / D6	W6AC	811 / L82C
DR8B	409 / RF9YC	FR8DS	71 / RC12YC	HR6BC	400 / RV9YC	M8A	509 / D9	W6AS	811 / L82C
DR8BC	409 / RF9YC	FR8HC0X	318 / RC12MC4	HR6DC	304 / RS9YC	M8A0	509 / D9	W6B	312 / L87YC
DR8BPX	409 / RF9YC	FR8HCX	101 / RN13LYC	HR6DP	304 / RS9YC	M8AC0	509 / D9	W6BC	312 / L87YC
DR9B	22 / RF11YC	FR8HP0	3071 / RC12PYC	HR6DS	304 / RS9YC	MR3BPP330	217 / RM77PP	W6BP	811 / L82C
DR9BC	22 / RF11YC	FR8LCX	318 / RC12MC4	HR7DC	304 / RS9YC	MR3DPP33	225 / RB75PP	W6CC	803 / N4C
DR9BPX	21 / RF14YC	FR8LPX	3071 / RC12PYC	HR8A	121 / RV8C	MR3DPP330	1230 / FB77WPCC	W6D	300 / N9YC
F03DAR	430 / RC9YC4	FR8LPX	7071 / RC12PYP	HR8AC	121 / RV8C	U4A	808 / Z9Y	W6D1	300 / N9YC
F04DAR	430 / RC9YC4	FR8LPX	7071 / RC12PYP	HR8ACY	108 / RV8C6	U7A	808 / Z9Y	W6DC	300 / N9YC
F6DC	430 / RC9YC4	FR8T1332	9055 / REC12WMPB5	HR8AY	108 / RV8C6	U7E	842 / UY6	W6DP	300 / N9YC
F6DC0R	430 / RC9YC4	FR8TE2	446 / REC12MCC4	HR8B	406 / RV12YC	UR3AS	889 / Z6	W6DP0	300 / N9YC
F6DP	3344 / RC9PYC	FR9HC	412 / RC12LYC	HR8BC	406 / RV12YC	W06CS	689 / C53R	W7A	306 / L86C
F6DSR	430 / RC9YC4	FR9HP	3405 / RN14PMC	HR8BCY	79 / RV15YC6	W07AS	677 / QL55	W7AC	306 / L86C
F6DTC	430 / RC9YC4	FR9LCX	318 / RC12MC4	HR8BLC0	403 / RS10LC	W07CS	692 / C53	W7B	312 / L87YC
F6DTC1	430 / RC9YC4	FR9LTE	3071 / RC12PYC	HR8BP	406 / RV12YC	W08CS	687 / C59	W7BC	312 / L87YC
F7DC	430 / RC9YC4	H10B	18 / RV15YC4	HR8BPX	406 / RV12YC	W10A	896 / L90C	W7C	803 / N4C
F7LC0R2	3344 / RC9PYC	H5DC	685 / S59YC	HR8DC	401 / RS12YC	W10AC	896 / L90C	W7CC	803 / N4C
F7LDCR	318 / RC12MC4	H6B	400 / RV9YC	HR8DCX	13 / RS14YC6	W10C	504 / N21	W7CC0	803 / N4C
F7LDCR	430 / RC9YC4	H6BC	400 / RV9YC	HR8DCX	408 / RS14YC	W10D	405 / RN14YC	W7CCX	104 / RN4C
F8DC	71 / RC12YC	H6D	304 / RS9YC	HR8DPX	3013 / RS14PYC6	W10DC	405 / RN14YC	W7CX	803 / N4C
F8DC0	71 / RC12YC	H6DC	304 / RS9YC	HR8LPX	15 / RS15LYC	W10E	511 / J11C	W7D	300 / N9YC
F8DPER	3071 / RC12PYC	H6DC0	304 / RS9YC	HR8LPX	7013 / RS14YPY5	W10F	58 / RJ18YC	W7D0	300 / N9YC
F8DPER	7071 / RC12PYP	H7DC	304 / RS9YC	HR9AC	113 / RV12C	W10FC	58 / RJ18YC	W7DC	300 / N9YC
F8DPER	71 / RC12YC	H7DC0	304 / RS9YC	HR9ACY	35 / RV12C6	W12A	896 / L90C	W7DC0	300 / N9YC
F8DPER	9201 / RC12WYPB4	H8B	406 / RV12YC	HR9APX	19 / RV19YC	W12E	846 / CJ14	W7DCX	415 / RN9YC
F8LCR	318 / RC12MC4	H8BC	406 / RV12YC	HR9APX	35 / RV12C6	W2C	805 / N2C	W7DSR	300 / N9YC
F8LCR	412 / RC12LYC	H8DC	401 / RS12YC	HR9B	406 / RV12YC	W2C0	805 / N2C	W7DTC	300 / N9YC
F8LDCR	71 / RC12YC	H8DC0	401 / RS12YC	HR9BC	406 / RV12YC	W2CC	805 / N2C	W7E	823 / J6C
F9DC0	71 / RC12YC	H9B	406 / RV12YC	HR9BCY	79 / RV15YC6	W2CS	687 / C59	W7EC	823 / J6C
FGR7DDP	3318 / RC12PMC4	H9BC	406 / RV12YC	HR9BCZ	37 / RV17YC6	W2D	792 / C59YC	W7F	10 / J12YC
FGR7DQE0	71 / RC12YC	H9BP	18 / RV15YC4	HR9BP	3025 / RV19PMC	W3C	805 / N2C	W7FC	10 / J12YC
FGR7DQI	9202 / RC12WMPB4	H9BPX	18 / RV15YC4	HR9BPX	3018 / RV17PMC4	W3C0	805 / N2C	W8A	306 / L86C
FGR7DQP	7318 / RC12PMPB4	H9DC	401 / RS12YC	HR9BPY	3036 / RV17PZMC	W3CC	805 / N2C	W8A0	306 / L86C
FGR8DDP	3318 / RC12PMC4	H9DC0	401 / RS12YC	HR9BPY	79 / RV15YC6	W3CS	687 / C59	W8AC	306 / L86C
FGR8DQI	9202 / RC12WMPB4	HGR7KQC	3401 / RS10PYC4	HR9BPZ	3036 / RV17PZMC	W3D	315 / N6YC	W8AP	306 / L86C
FGR8DQP	7318 / RC12PMPB4	HGR7MDPO	3436 / RC12LC4	HR9BPZ	37 / RV17YC6	W3DP	315 / N6YC	W8AS	306 / L86C
FGR8KQC	7071 / RC12PYP	HGR7MQPO	7346 / RC10PYP4	HR9BY	79 / RV15YC6	W3DP0	315 / N6YC	W8B	929 / RL95YC
FGR8LDPO	3034 / RC12PEC5	HGR8BDP	3408 / RS10PYC	HR9D	401 / RS12YC	W3DP2	315 / N6YC	W8BC	929 / RL95YC
FGR8LQIO	9202 / RC12WMPB4	HGR8BQP	7940 / RS14PYPB5	HR9DC	401 / RS12YC	W4A	821 / L77JC4	W8C	120 / N5C
FGR8LQPO	7034 / RC12PEPB5	HGR8DDP	3401 / RS10PYC4	HR9DCX	401 / RS12YC	W4A1	821 / L77JC4	W8C0	120 / N5C
FGR8MQI	9006 / REC10WYPB4	HGR8DQI	9204 / RS12WYPB4	HR9DCY	13 / RS14YC6	W4A2	821 / L77JC4	W8CC	120 / N5C
FGR8MQP	7975 / REC10PYPB4	HGR8DQP	7401 / RS12PYP5	HR9DPX	7401 / RS12PYP5	W4A5	821 / L77JC4	W8D	302 / N11YC
FGR9DDP	3071 / RC12PYC	HGR8MDPO	7346 / RC10PYP4	HR9DPY	3013 / RS14PYC6	W4AC	821 / L77JC4	W8DC	302 / N11YC
FGR9DQI	9201 / RC12WYPB4	HGR8MDPO	7981 / RE14PYPB4	HR9DX	401 / RS12YC	W4AS	821 / L77JC4	W8DC0	404 / RN12YC
FGR9DQP	7071 / RC12PYP	HGR8MQI	9901 / RE10WYPB5	HR9HC	20 / RS13LYC5	W4B2	328 / L82YC	W8DCX	322 / RN11YC4
FLR9LTE	3071 / RC12PYC	HGR8MQPO	7437 / RE10PYPB5	HR9HC0	403 / RS10LC	W4C1	801 / N3C	W8DTC	302 / N11YC
FR10DCX	71 / RC12YC	HGR8MQPO	7981 / RE14PYPB4	HR9HP0	3407 / RS14ZPYC5	W4C2	801 / N3C	W8DX	322 / RN11YC4
FR10DX	71 / RC12YC	HGR9BDP	3018 / RV17PMC4	HR9HP0	3407 / RS14ZPYC5	W4C3	801 / N3C	W8E	841 / J8C
FR3KII332	1221 / RC78WYP15	HGR9BQP	7018 / RV17PMP4	HR9LCX	13 / RS14YC6	W4CC	801 / N3C	W8EC	841 / J8C
FR5DC	430 / RC9YC4	HGR9DDP	3408 / RS10PYC	HR9LXC	15 / RS15LYC	W4CS	801 / N3C	W8F	63 / RJ14YC
FR5DP0R	3344 / RC9PYC	HGR9DQI	9404 / RS14WYPB5	HR9LCY	15 / RS15LYC	W4DP	315 / N6YC	W8FC	63 / RJ14YC
FR5DTC	430 / RC9YC4	HGR9DQP	7940 / RS14PYPB5	HR9LPX	15 / RS15LYC	W4DP0	315 / N6YC	W8LCR	404 / RN12YC
FR6DCX	430 / RC9YC4	HGR9LDPO	3983 / RS14PMB5	HR9LPX	3013 / RS14PYC6	W4E2	825 / J4C	W9A	306 / L86C
FR6DPP332	9770 / RC6WYPB3	HGR9LQIO	9405 / RS14WMPB4	HR9LPX	7013 / RS14PYP5	W5A	807 / L78C	W9A0	844 / H10C
FR6NPP332	9030 / REC8WYPB3	HGR9LQPO	7983 / RS14PMB5	HSSE	851 / DJ6J	W5AC	807 / L78C	W9AC0	306 / L86C
FR7DC	430 / RC9YC4	HR10A	113 / RV12C	HS8E	847 / DJ8J	W5AS	807 / L78C	W9C	120 / N5C
FR7DC	71 / RC12YC	HR10AC	113 / RV12C	M10A	514 / D14	W5B	328 / L82YC	W9CL	120 / N5C
FR7DCX	346 / RC10YC4	HR10ACY	35 / RV12C6	M10A0	514 / D14	W5BC	328 / L82YC	W9D	405 / RN14YC
FR7DCX	430 / RC9YC4	HR10AY	35 / RV12C6	M10AC0	514 / D14	W5C	803 / N4C	W9DC	405 / RN14YC
FR7DP	3344 / RC9PYC	HR10B	18 / RV15YC4	M12A	516 / D16	W5CC	803 / N4C	W9DC0	405 / RN14YC
FR7DPP	3071 / RC12PYC	HR10BC	18 / RV15YC4	M12B	21 / RF14YC	W5CS	803 / N4C	W9E	511 / J11C
FR7DPX	3318 / RC12PMC4	HR10BCX	18 / RV15YC4	M4A1	506 / D6	W5D	813 / N7YC	W9EC	511 / J11C
FR7DPX	3344 / RC9PYC	HR10BCY	79 / RV15YC6	M4A2	506 / D6	W5D1	813 / N7YC	W9F	58 / RJ18YC
FR7KPP332	9202 / RC12WMPB4	HR10BCZ	79 / RV15YC6	M4AC	506 / D6	W5DC	813 / N7YC	W9FC	58 / RJ18YC
FR8DC	71 / RC12YC	HR10BX	18 / RV15YC4	M5A	506 / D6	W5DP	813 / N7YC	W9H	101 / RN13LYC
FR8DCX	71 / RC12YC	HR10BY	79 / RV15YC6	M5AC	506 / D6	W5DP0	813 / N7YC	WEA	837 / L20V
FR8DCY	89 / RC12YC5	HR10DCX	408 / RS14YC	M5AS	506 / D6	W5E	825 / J4C	WEC	890 / N19V
FR8DPX	3071 / RC12PYC	HR10HC0	407 / RS14LC	M7A	506 / D6	W5EC	825 / J4C	WGR7DDP	3415 / RN9PYC



CAUTION. DO NOT USE THIS CHART

UNLESS YOU ARE UNABLE TO FIND YOUR VEHICLE OR EQUIPMENT LISTED IN THE APPLICATION SECTIONS OF THE CHAMPION MASTER CATALOG.

ATTENTION. NE PAS UTILISER CE TABLEAU

SAUF SI LE VÉHICULE OU L'ÉQUIPEMENT NE SE TROUVE PAS DANS LES SECTIONS DES APPLICATIONS DE CE CATALOGUE.

PRECAUCIÓN. NO USE ESTA TABLA

A MENOS QUE NO PUEDA ENCONTRAR SU VEHÍCULO O EQUIPO INDICADO EN LAS SECCIONES DE APLICACIÓN DEL CATÁLOGO PRINCIPAL DE CHAMPION

BOSCH		BOSCH		BRIGGS & STRATTON		DENSO		DENSO	
WGR7DQI	9804 / RN8WYPB3	WR9FP	58 / RJ18YC	49216TS	868 / RJ19LM	773831	7712 / QC12PEP	773831	7712 / QC12PEP
WGR8DDP	3322 / RN14PMC3	WR9FPY	66 / RJ18YC6	496018S	431 / RC14YC	K20PRL1	89 / RC12YC5	Q20PRU11	430 / RC9YC4
WGR8DQI	9804 / RN8WYPB3	WR9FPZ	66 / RJ18YC6	72347GS	71 / RC12YC	K20PRU	71 / RC12YC	Q20PRZU11	7346 / RC10PYP4
WGR8DQP	7332 / RN10PYP4	WR9FY	66 / RJ18YC6	72347GS	71G / RC12YC	K20PRU11	89 / RC12YC5	Q20PU	430 / RC9YC4
WGR9DDP	3322 / RN14PMC3	WR9HC	101 / RN13LYC	796112S	868 / RJ19LM	K20RU	3071 / RC12PYC	Q20PU11	430 / RC9YC4
WGR9DQI	9804 / RN8WYPB3	WR9LP	3415 / RN9PYC	802592S	868 / RJ19LM	K20RU	318 / RC12MC4	Q20RU	430 / RC9YC4
WGR9DQP	7332 / RN10PYP4	WR9LS	405 / RN14YC	BRP Spark Plugs		K20RU	3318 / RC12PMC4	Q20RU11	430 / RC9YC4
WR10E	592 / RJ12C	WS12E	846 / CJ14	773831	7712 / QC12PEP	K20RU	7071 / RC12PYP	Q22PRU	430 / RC9YC4
WR10F	58 / RJ18YC	WSSE	862 / CJ4	5001111	7712 / QC12PEP	K20RU	71 / RC12YC	Q22PRZU	7346 / RC10PYP4
WR10FC	58 / RJ18YC	WSF	858 / CJ6Y	5001211	955	K20RU	7318 / RC12PMPB4	Q24PRZU11	340 / RC7YC
WR10FCY	66 / RJ18YC6	WS7E	849 / CJ6	278002297	1009 / N1039Y	K20RU	9201 / RC12WYYPB4	QJ16HRU	412 / RC12LYC
WR10FCZ	66 / RJ18YC6	WS7F	853 / CJ7Y	420297942	905 / RA4HC	K20RU	9202 / RC12WMPB4	QJ20CR11	318 / RC12MC4
WR10FY	66 / RJ18YC6	WS8E	843 / CJ8	707000246	809 / RA6HC	K20RU11	89 / RC12YC5	SC20HR11	9412 / REA9WYYPB4
WR10LC	404 / RN12YC	WS8F	853 / CJ7Y	CASE		K22PRU	430 / RC9YC4	SF10	824 / UL18V
WR10LCV	31 / RN14MC5	WS9E	846 / CJ14	AO5999AB	841 / J8C	KJ14CRL11	318 / RC12MC4	SF50	827
WR10LCV	322 / RN11YC4	WSR6F	852 / RCJ6Y	O5999B	841 / J8C	KJ16CR11	318 / RC12MC4	SF51	833
WR11ECO	592 / RJ12C	X2C	662 / A59C	TG44840	516 / D16	KJ16CRL11	318 / RC12MC4	SK16HR11	9006 / REC10WYYPB4
WR3CPP33	642 / RN79C	X4A	816 / P7	TM20007	844 / H10C	KJ20CR11	318 / RC12MC4	SK16PRA11	9201 / RC12WYYPB4
WR3CTC	818 / RN2C	X4C	809 / RA6HC	TM20699	306 / L86C	KJ20CRL11	318 / RC12MC4	SK16PRE13	9008 / RC10WYYPB5
WR4DP0	339 / RN6YC	X5DC	809 / RA6HC	CATERPILLAR		L14RU	541 / RD16	SK16R11	9001 / RC10WYYPB4
WR5DC	332 / RN7YC	X7A	816 / P7	23643	516 / D16	L14U	516 / D16	SK20HR11	9033 / REC8WYYPB4
WR5DP	332 / RN7YC	XR2AS	816 / P7	1948518	229 / KB77WPCC	M14	516 / D16	SK20PRA8	9802 / RC8WYYPB4
WR5DS	332 / RN7YC	XR2CS	809 / RA6HC	2848313	KB77WPCC	M17	514 / D14	SK20R11	318 / RC12MC4
WR6DC	415 / RN9YC	XR2CS	905 / RA4HC	2A3643	516 / D16	M22	509 / D9	SK20R11	3318 / RC12PMC4
WR6DP	415 / RN9YC	XR4CS	809 / RA6HC	2B9548	569 / W14	M24S	506 / D6	SK20R11	7318 / RC12PMPB4
WR6DS	415 / RN9YC	XR5DC	809 / RA6HC	2W9486	300 / N9YC	MA14PU	21 / RF14YC	SK20R11	9806 / RC8WYYPB4
WR7BP	312 / L87YC	Y6DC	809 / RA6HC	3B6583	844 / H10C	MA16PRU	22 / RF11YC	SK22PRM11S	9800 / RC6WYYPB4
WR7CC	104 / RN4C	YR7LPP332W	9702 / KA7ZWYYPB4	8F6347	843 / CJ8	MA16PRU11	22 / RF11YC	SK22PRM11S	9800 / RC6WYYPB4
WR7CCX	104 / RN4C	BRIGGS & STRATTON		9B0444	823 / J6C	MA16PRU15	22 / RF11YC	SKJ20DRM11	9812 / RC8ZWYYPB4
WR7CE	123 / RN5C	5062	973 / RJ19HX	9M4141	10 / J12YC	MA16PU	22 / RF11YC	SKJ20DRM11S	9812 / RC8ZWYYPB4
WR7CP	104 / RN4C	5066	3071 / RC12PYC	9M4142	10 / J12YC	MA16RU	129 / RF10C	SXU22HCR11S	9407 / RER8ZWYYPB4
WR7CPX	104 / RN4C	5092	431 / RC14YC	CHRYSLER		MA17PU	22 / RF11YC	T16EPRU	408 / RS14YC
WR7DC	415 / RN9YC	5095	868 / RJ19LM	04606591AB	7034 / RC12PEPB5	MA20PRU	409 / RF9YC	T16EPRU15	13 / RS14YC6
WR7DS	415 / RN9YC	491055	71 / RC12YC	5149002AA	443 / RE16MC	MA20PU	409 / RF9YC	T16NRU11	407 / RS14LC
WR7DSR	415 / RN9YC	491055	71G / RC12YC	68005667AA	9408 / RER8WYYPB4	MA20RU	129 / RF10C	T16PRU	18 / RV15YC4
WR7DTC	415 / RN9YC	499608	71 / RC12YC	SP0RC12LC4	7436 / RC10PLPB4	MA20RU11	129 / RF10C	T16PRU11	18 / RV15YC4
WR7F	14 / RJ12YC	499608	71G / RC12YC	SP0RE10PM5	3132 / RE10PMC5	MA9PRU	21 / RF14YC	T16PRU15	79 / RV15YC6
WR8CP	120 / N5C	499730	973 / RJ19HX	SPLZTR5A13	7570 / RE14PMPB	MA9PU	21 / RF14YC	T16PRU20	79 / RV15YC6
WR8D	404 / RN12YC	691043	946 / QC12YC	CUB CADET		MW17U	514 / D14	T16PU	18 / RV15YC4
WR8DC	404 / RN12YC	692051	71 / RC12YC	759336	71 / RC12YC	MW22U	509 / D9	T16RU	113 / RV12C
WR8DCX	322 / RN11YC4	692051	71G / RC12YC	75110292	415 / RN9YC	P16PR11	3322 / RN14PMC3	T16RU15	35 / RV12C6
WR8DP	3415 / RN9PYC	692720	946 / QC12YC	9807956846	415 / RN9YC	P16R	3322 / RN14PMC3	T20EPRU	401 / RS12YC
WR8DP	404 / RN12YC	694385	5071	DENSO		P20PR11	7346 / RC10PYP4	T20EPRU15	13 / RS14YC6
WR8DPX	3415 / RN9PYC	694385	711 / RC12YC	FK16HQR11	9006 / REC10WYYPB4	P20PR13	7346 / RC10PYP4	T20EPU	401 / RS12YC
WR8DPX	404 / RN12YC	694385	71EZ / 71EZ	FK20HR11	9006 / REC10WYYPB4	P20PRS11	7346 / RC10PYP4	T20EXU	401 / RS12YC
WR8DS	322 / RN11YC4	694385	71G / RC12YC	FXE22HR11	9412 / REA9WYYPB4	PK16R	7071 / RC12PYP	T20MPU	855 / DJ7Y
WR8E	871 / RJ8C	696073	5071	FXU16HR11	9047 / RER12WMPB4	PK16R11	7071 / RC12PYP	T20MU	847 / DJ8J
WR8EC	871 / RJ8C	696073	711 / RC12YC	GE31	642 / RN79G	PK20PR11	7071 / RC12PYP	T20NRU11	403 / RS10LC
WR8F	63 / RJ14YC	696073	71EZ / 71EZ	GI31A	1230 / FB77WPCC	PK20PRL11	7071 / RC12PYP	T20PRU	406 / RV12YC
WR8FC	63 / RJ14YC	696073	71G / RC12YC	GI33A	1230 / FB77WPCC	PK20PRP11	7071 / RC12PYP	T20PRU11	406 / RV12YC
WR9A0	854 / RH10C	696202	3071 / RC12PYC	GL31A	242 / RB75WPCC	PK20R11	7071 / RC12PYP	T20PRU15	79 / RV15YC6
WR9C	123 / RN5C	696798	5071	GL33A	242 / RB75WPCC	PK20R8	7071 / RC12PYP	T20PU	406 / RV12YC
WR9CC	123 / RN5C	696798	711 / RC12YC	IKH20	9006 / REC10WYYPB4	PK20TR11	7071 / RC12PYP	T20RU	121 / RV8C
WR9D	405 / RN14YC	696798	71EZ / 71EZ	IXU27	1006 / RA59GC	PKJ20CRL11	7071 / RC12PYP	T20RU15	108 / RV8C6
WR9DC	405 / RN14YC	696798	71G / RC12YC	IXU27	7622 / RA59PP	PQ16R	7071 / RC12PYP	T22EPU	344 / RC9YC
WR9DCX	405 / RN14YC	711252	71G / RC12YC	J16ARU11	322 / RN11YC4	PQ16R8	7071 / RC12PYP	T22MPU	855 / DJ7Y
WR9DCY	105 / RN16YC5	792015	71 / RC12YC	J16BRU	101 / RN13LYC	PQ20PRP8	7071 / RC12PYP	T22MU	851 / DJ6J
WR9DCY	322 / RN11YC4	792015	71G / RC12YC	J16BRU11	101 / RN13LYC	PQ20R	7071 / RC12PYP	TR14PRU	25 / RV17YC
WR9DP	405 / RN14YC	796560	5861	J16HRU11	101 / RN13LYC	PQ20R11	7071 / RC12PYP	TR14PRU15	37 / RV17YC6
WR9DPX	3405 / RN14PMC	799876	5861	K16GPRU11	318 / RC12MC4	PQ20RP8	7071 / RC12PYP	U14U	842 / UY6
WR9DPX	405 / RN14YC	799876	861EZ / 861EZ	K16PRL11	318 / RC12MC4	Q16HRU	412 / RC12LYC	U16FSU	808 / Z9Y
WR9DS	405 / RN14YC	799876	868 / RJ19LM	K16PRTP11	318 / RC12MC4	Q16PRU	71 / RC12YC	U17FU	808 / Z9Y
WR9E	592 / RJ12C	799876	8681 / RJ19LM	K16PRU	71 / RC12YC	Q16PRU11	71 / RC12YC	U17U	842 / UY6
WR9EC	592 / RJ12C	799876	868LMC	K16PRU11	318 / RC12MC4	Q16PRU15	89 / RC12YC5	U20FBU	808 / Z9Y
WR9F	58 / RJ18YC	805015	71 / RC12YC	K16R4	89 / RC12YC5	Q16PRZU11	7071 / RC12PYP	U20FSRU	808 / Z9Y
WR9FC	58 / RJ18YC	805015	71G / RC12YC	K16RU	71 / RC12YC	Q16PRZU15	7071 / RC12PYP	U20FSU	808 / Z9Y
WR9FCY	66 / RJ18YC6	491055S	71 / RC12YC	K16RU11	89 / RC12YC5	Q16RU	71 / RC12YC	U20FSZU	808 / Z9Y
WR9FCZ	66 / RJ18YC6	491055S	71G / RC12YC	K20HRU11	9033 / REC8WYYPB4	Q16RU11	71 / RC12YC	U20FU	808 / Z9Y



CAUTION. DO NOT USE THIS CHART
 UNLESS YOU ARE UNABLE TO FIND YOUR VEHICLE OR EQUIPMENT LISTED IN THE APPLICATION SECTIONS OF THE CHAMPION MASTER CATALOG.

ATTENTION. NE PAS UTILISER CE TABLEAU
 SAUF SI LE VÉHICULE OU L'ÉQUIPEMENT NE SE TROUVE PAS DANS LES SECTIONS DES APPLICATIONS DE CE CATALOGUE.

PRECAUCIÓN. NO USE ESTA TABLA

A MENOS QUE NO PUEDA ENCONTRAR SU VEHÍCULO O EQUIPO INDICADO EN LAS SECCIONES DE APLICACIÓN DEL CATÁLOGO PRINCIPAL DE CHAMPION

DENSO	DENSO	DENSO	DENSO	E3 SPARK PLUGS					
U20MU	877 / Y82	W16PU	63 / RJ14YC	W22FU	306 / L86C	X20FU	888 / P8Y	E310	5861
U22FBU	808 / Z9Y	W16SU	841 / J8C	W22MPU	853 / CJ7Y	X20FWU	888 / P8Y	FF16	851EZ / 851EZ
U22FSRU	808 / Z9Y	W17ESU	120 / N5C	W22MU	849 / CJ6	X22EPRGL	810 / RA8HC	FF18	104 / RN4C
U22FSU	808 / Z9Y	W17EWU	300 / N9YC	W22MUS	849 / CJ6	X22EPRZU9	810 / RA8HC	FF18	803 / N4C
U22FSZU	808 / Z9Y	W17FU	306 / L86C	W22SU	823 / J6C	X22EPU9	810 / RA8HC	FF20	5071
U22FU	808 / Z9Y	W17PU	10 / J12YC	W22U	823 / J6C	X22EPZU9	810 / RA8HC	FF20	71 / RC12YC
U24FBU	889 / Z6	W17U	823 / J6C	W24EPRU	332 / RN7YC	X22ESRU	810 / RA8HC	FF20	71EZ / 71EZ
U24FSRU	889 / Z6	W20EKPRS11	415 / RN9YC	W24EPU	813 / N7YC	X22ESU	810 / RA8HC	FF22	300 / N9YC
U24FSU	889 / Z6	W20EKRS11	415 / RN9YC	W24ESRU	880 / RN3C	X22ESZU	810 / RA8HC	FF22	415 / RN9YC
U24FU	889 / Z6	W20EPRU	322 / RN11YC4	W24ESRV	688 / C61	X22EU	810 / RA8HC		
U27FSZU	889 / Z6	W20EPRU10	322 / RN11YC4	W24ESU	801 / N3C	X22FU	816 / P7		
U31ESZU	653 / G57C	W20EPRU11	322 / RN11YC4	W24ESU11	801 / N3C	X24EPRU9	809 / RA6HC		
U31FSZU	889 / Z6	W20EPU	300 / N9YC	W24ESV	688 / C61	X24EPRZU9	809 / RA6HC		
VX22BC	8812	W20EPU11	322 / RN11YC4	W24ESZU	801 / N3C	X24EPU9	809 / RA6HC		
W14E	120 / N5C	W20EPZU	300 / N9YC	W24EU	801 / N3C	X24EPZU9	809 / RA6HC		
W14EKRS11	405 / RN14YC	W20ESL	803 / N4C	W24FPU	328 / L82YC	X24ESRU	809 / RA6HC		
W14EPRU	405 / RN14YC	W20ESL11	803 / N4C	W24FSR	830 / RL86C	X24ESU	809 / RA6HC		
W14EPU	405 / RN14YC	W20ESRL	104 / RN4C	W24FSU	811 / L82C	X24ESZU	809 / RA6HC		
W14EXRU	405 / RN14YC	W20ESRL11	104 / RN4C	W24FSZU	811 / L82C	X24EU	809 / RA6HC		
W14EXRU11	405 / RN14YC	W20ESRU	104 / RN4C	W24FU	811 / L82C	X24FSRU	816 / P7		
W14EXRU15	31 / RN14MC5	W20ESU	803 / N4C	W24SU	825 / J4C	X24FSU	816 / P7		
W14EXU	405 / RN14YC	W20ESU11	308 / RN12MC4	W24U	825 / J4C	X24FSZU	816 / P7		
W14EXU11	405 / RN14YC	W20ESZU	803 / N4C	W25ECU	807 / L78C	X27EPRU9	905 / RA4HC		
W14FPR	929 / RL95YC	W20ETRS	415 / RN9YC	W27ENU	696 / C59R	X27EPRZU9	905 / RA4HC		
W14FPRUL	929 / RL95YC	W20ETS	300 / N9YC	W27ESRU	818 / RN2C	X27EPZU9	905 / RA4HC		
W14FPU	929 / RL95YC	W20EXRU	415 / RN9YC	W27ESRV	688 / C61	X27ESRU	661 / A57C		
W14FPUL	929 / RL95YC	W20EXRU11	415 / RN9YC	W27ESU	805 / N2C	X27ESU	661 / A57C		
W14FPUL10	929 / RL95YC	W20EXU	300 / N9YC	W27ESV	688 / C61	X27ESZU	661 / A57C		
W14FRU	830 / RL86C	W20EXU11	300 / N9YC	W27ESZU	687 / C59	X28FSU	816 / P7		
W14FRU	896 / L90C	W20EXU13	300 / N9YC	W27FSR	883 / QL78C	X29ESZU	661 / A57C		
W14FU	896 / L90C	W20FPRU	929 / RL95YC	W27FSU	807 / L78C	XZU20HCR8	9060 / RER11WMPB3		
W14L	844 / H10C	W20FPRU	929 / RL95YC	W27FSU10	807 / L78C				
W14LMU	861 / J19LM	W20FPU	312 / L87YC	W27FSZU	807 / L78C				
W14LMUS	861 / J19LM	W20FPU	929 / RL95YC	W27SU	825 / J4C				
W14MPRU10	863 / RCJ8Y	W20FSR	830 / RL86C	W29ENU	690 / C57R				
W14MPU10	848 / CJ8Y	W20FSU	306 / L86C	W29ESRV	687 / C59				
W14MRU	868 / RJ19LM	W20FSZU	306 / L86C	W29ESV	687 / C59				
W14MU	846 / CJ14	W20MPRU10	863 / RCJ8Y	W29ESZU	687 / C59				
W14MU10	846 / CJ14	W20MPU	848 / CJ8Y	W31ENU	695 / C55R				
W14MUS	846 / CJ14	W20MPU10	848 / CJ8Y	W31ESU	686 / C57				
W14PRU	58 / RJ18YC	W20MRU	840 / RCJ8	W31ESZU	687 / C59				
W14PRU15	66 / RJ18YC6	W20MU	843 / CJ8	W31FS	821 / L77J4C				
W14PU	58 / RJ18YC	W20MUS	843 / CJ8	W31FSZU	677 / QL55				
W14U	841 / J8C	W20PRU	14 / RJ12YC	W31SU	825 / J4C				
W14US	841 / J8C	W20PU	10 / J12YC	W34ENU	689 / C53R				
W16EKRS11	322 / RN11YC4	W20SRU	102 / RJ6C	W37ENU	689 / C53R				
W16EPRS11	322 / RN11YC4	W20SU	823 / J6C	W9EP	405 / RN14YC				
W16EPRU	322 / RN11YC4	W21ESL11	801 / N3C	W9EU	504 / N21				
W16EPRU10	322 / RN11YC4	W21ESRL11	880 / RN3C	W9FP	929 / RL95YC				
W16EPU	302 / N11YC	W22EPRS11	322 / RN11YC4	W9PRU	58 / RJ18YC				
W16EPU10	322 / RN11YC4	W22EPRU	415 / RN9YC	W9PRU15	66 / RJ18YC6				
W16EPZU	302 / N11YC	W22EPRU11	415 / RN9YC	W9PRU20	66 / RJ18YC6				
W16ESL	120 / N5C	W22EPU	300 / N9YC	W9PU	58 / RJ18YC				
W16ESL11	120 / N5C	W22EPZU	300 / N9YC	W9U	592 / RJ12C				
W16ESRU	123 / RN5C	W22ESL	805 / N2C	WA20MU	847 / DJ8J				
W16ESU	120 / N5C	W22ESL11	805 / N2C	WA22MU	851 / DJ6J				
W16EXRU	322 / RN11YC4	W22ESRL11	415 / RN9YC	WS20SU	102 / RJ6C				
W16EXRU11	322 / RN11YC4	W22ESRU	880 / RN3C	WU14EU	120 / N5C				
W16EXU	302 / N11YC	W22ESU	801 / N3C	WU9EU	120 / N5C				
W16EXU11	322 / RN11YC4	W22ESU11	801 / N3C	X16FSRU	910 / P10Y				
W16EXU13	322 / RN11YC4	W22ESZU	801 / N3C	X16FU	910 / P10Y				
W16FPR	929 / RL95YC	W22EU	120 / N5C	X17FU	816 / P7				
W16FPU	929 / RL95YC	W22EXU	813 / N7YC	X20EPRU9	810 / RA8HC				
W16FSR	830 / RL86C	W22FPRU	327 / RL87YC	X20ESU	810 / RA8HC				
W16FSU	306 / L86C	W22FPU	312 / L87YC	X20EU	810 / RA8HC				
W16LS	587 / H8C	W22FSR	830 / RL86C	X20FSRU	888 / P8Y				
W16PRU	63 / RJ14YC	W22FSU	306 / L86C	X20FSU	888 / P8Y				
W16PRU15	66 / RJ18YC6	W22FSZU	306 / L86C	X20FSZU	888 / P8Y				



CAUTION. DO NOT USE THIS CHART

UNLESS YOU ARE UNABLE TO FIND YOUR VEHICLE OR EQUIPMENT LISTED IN THE APPLICATION SECTIONS OF THE CHAMPION MASTER CATALOG.

ATTENTION. NE PAS UTILISER CE TABLEAU

SAUF SI LE VÉHICULE OU L'ÉQUIPEMENT NE SE TROUVE PAS DANS LES SECTIONS DES APPLICATIONS DE CE CATALOGUE.

PRECAUCIÓN. NO USE ESTA TABLA

A MENOS QUE NO PUEDA ENCONTRAR SU VEHÍCULO O EQUIPO INDICADO EN LAS SECCIONES DE APLICACIÓN DEL CATÁLOGO PRINCIPAL DE CHAMPION

HONDA		MAZDA		MOPAR		MOPAR		MOTORCRAFT	
9807B5615W	9812 / RC8ZWYPB4	000018L3Y2	9901 / RE10WYPB5	2444870	63 / RJ14YC	SP00ZFR5AP	3720 / RC12PMC83	AES4C	830 / RL86C
9807B5617W	9014 / RC8ZWYPB	1F7218110	403 / RS10LC	2642475	63 / RJ14YC	SPOZFR5F11	9202 / RC12WMPB4	AF1	802 / V63C
9807B561CW	9812 / RC8ZWYPB4	L30318110	9008 / RC10WYPB5	2642913	10 / J12YC	SP149125AD	9407 / RER8ZWYCB4	AF12	400 / RV9YC
9807B56A5W	9813 / RC8ZWYPB5	L3Y218110	9901 / RE10WYPB5	3438334	63 / RJ14YC	SPLZFR5C11	446 / REC12MCC4	AF2	802 / V63C
9807B56A7W	9202 / RC12WMPB4	L3YD18110	9016 / RES8WYCB5	3874934	18 / RV15YC4	SPZFR6F11G	9002 / RC10WMPB4	AF22	400 / RV9YC
9807B56A7W	9813 / RC8ZWYPB5	LFJD18110	9901 / RE10WYPB5	4091678	25 / RV17YC	SVRE10PMC5	3032 / RE10PMC5	AF2C	802 / V63C
N1039Y	1009S / N1039Y	PE0118110	9901 / RE10WYPB5	4091713	404 / RN12YC	SZFR5LP13G	7034 / RC12PEPB5	AF3	121 / RV8C
RDJ8J	847EZ / 847EZ	PE0218110	9901 / RE10WYPB5	4091933	14 / RJ12YC	MOTORCRAFT			
RDZ4H	979 / RDZ4H	PE5R18110	9901 / RE10WYPB5	4091936	63 / RJ14YC	4C3Z12A342AA	194 / CH243	AF3C	121 / RV8C
XC10YC	988 / XC10YC	ZJY618110	9008 / RC10WYPB5	4091938	400 / RV9YC	A11	592 / RJ12C	AF3NX	851 / DJ6J
HYUNDAI		MERCEDES-BENZ		4106117	415 / RN9YC	A11LM	861 / J19LM	AF42	406 / RV12YC
188171105	7546 / RC10PYPB4	0041591803	7019 / KER8PYPB	4106122	300 / N9YC	A11NX	846 / C/J14	AF42C	406 / RV12YC
188251101	9007 / RN10WYPB5	MIGHTY		4141705	406 / RV12YC	A11X	592 / RJ12C	AF52	18 / RV15YC4
188261101	7346 / RC10PYPB4	M43	823 / J6C	4289155	25 / RV17YC	A21X	825 / J4C	AF52C	18 / RV15YC4
188451160	9006 / REC10WYPB4	M432	10 / J12YC	4289165	129 / RF10C	A22	10 / J12YC	AF5NX	850 / DJJ7
1884611070	9023 / RER10WMPB4	M442	10 / J12YC	4318130	302 / N11YC	A22NX	853 / C/J7Y	AF701	670 / V59C
1884708200	9060 / RER11WMPB3	M452	63 / RJ14YC	4318131	322 / RN11YC4	A2C	102 / RJ6C	AF901	802 / V63C
1884708220	9060 / RER11WMPB3	M4E4	306 / L86C	4318134	401 / RV12YC	A2C	825 / J4C	AG040	415 / RN9YC
1884711160	9047 / RER12WMPB4	M4F42	406 / RV12YC	4318135	406 / RV12YC	A2NX	825 / J4C	AG091	332 / RN7YC
2741023700	7546 / RC10PYPB4	M4G22	300 / N9YC	4318138	82 / RFN14LY	A32	10 / J12YC	AG092C	315 / N6YC
2741023700	9003 / RC10WYPB4	M4G3	120 / N5C	4339413	18 / RV15YC4	A3NX	849 / CJ6	AG092C	339 / RN6YC
2741037100	7546 / RC10PYPB4	M4G32	302 / N11YC	4339415	25 / RV17YC	A3X	823 / J6C	AG12	813 / N7YC
274103C000	9003 / RC10WYPB4	M4G32A	302 / N11YC	4339416	37 / RV17YC6	A42	10 / J12YC	AG14	101 / RN13LYC
ISUZU		M4G4	120 / N5C	4339420	113 / RV12YC	A42C	10 / J12YC	AG1CX	801 / N3C
8125980040	9901 / RE10WYPB5	M4G42	38 / N12YC	4339425	14 / RJ12YC	A5	841 / J8C	AG1X	801 / N3C
JAGUAR		M4G52	38 / N12YC	4339427	22 / RF11YC	A52	63 / RJ14YC	AG2	803 / N4C
AJ812146	9412 / REA9WYPB4	M4GR22	415 / RN9YC	4339428	66 / RJ18YC6	A5X	841 / J8C	AG22	300 / N9YC
C2P23089	9412 / REA9WYPB4	M4GR32	322 / RN11YC4	4339429	400 / RV9YC	A6S	557 / XEJ8	AG22A	300 / N9YC
JOHN DEERE		M4GR42	404 / RN12YC	4339430	409 / RF9YC	A7	841 / J8C	AG22C	300 / N9YC
M78543	71 / RC12YC	M4GR52	404 / RN12YC	4339487	813 / N7YC	A7C	841 / J8C	AG2X	803 / N4C
M805853	405 / RN14YC	M4GR526	105 / RN16YC5	4339491	841 / J8C	A7CLM	845 / J17LM	AG3	120 / N5C
KIA		M4GRF32	401 / RS12YC	4339492	121 / RV8C	A7CX	841 / J8C	AG32	302 / N11YC
1885409080	445 / RER8MC	M4GRF52	408 / RS14YC	4419643	843 / CJ8	A7LM	845 / J17LM	AG32A	302 / N11YC
KOHLER		M4R32	14 / RJ12YC	4504278	304 / RS9YC	A7N	843 / CJ8	AG32C	38 / N12YC
1413203	71 / RC12YC	M4R42	14 / RJ12YC	4504279	430 / RC9YC4	A7NX	843 / CJ8	AG3C	120 / N5C
1213202S	71 / RC12YC	M4R426	66 / RJ18YC6	4504290	844 / H10C	A7X	841 / J8C	AG3X	120 / N5C
2513212S	3071 / RC12PYC	M4R52	63 / RJ14YC	4609079	89 / RC12YC5	A82	58 / RJ18YC	AG4	120 / N5C
2513214S	982 / XC12YC	M4R826	66 / RJ18YC6	4609081	308 / RN12MC4	A8S	567 / XEJ12	AG403	690 / C57R
5213202S	25 / RV17YC	M4R828	66 / RJ18YC6	4671057	344 / RC9YC	A9	511 / J11C	AG42	38 / N12YC
LANDROVER		M4RF22	400 / RV9YC	4686083	31 / RN14MC5	A901	825 / J4C	AG42C	38 / N12YC
ERR3799	322 / RN11YC4	M4RF32	406 / RV12YC	4727114	7031 / RN14PMP5	A9X	511 / J11C	AG44	101 / RN13LYC
ERR743	415 / RN9YC	M4RF4	121 / RV8C	4796779	7346 / RC10PYP4	AE091	807 / L78C	AG5	120 / N5C
ETC7244	404 / RN12YC	M4RF42	406 / RV12YC	4864454	2071	AE091X	821 / L77JC4	AG501	686 / C57
NLP100290L	7545 / RC8PYPB4	M4RF426	79 / RV15YC6	4864457	2319	AE1X	807 / L78C	AG501X	686 / C57
NLP100320	7070 / RC11PYPB4	M4RF46	108 / RV8C6	4864459	2412	AE2	811 / L82C	AG52	38 / N12YC
RTC3812	300 / N9YC	M4RF52	18 / RV15YC4	4864461	2095	AE22	328 / L82YC	AG52C	38 / N12YC
LUCAS		M4RF526	79 / RV15YC6	5213693	404 / RN12YC	AE22C	328 / L82YC	AG54	101 / RN13LYC
DS002	169 / CH69	M4RF62	25 / RV17YC	5234975	109	AE2X	811 / L82C	AG603	696 / C59R
DS003	168 / CH68	M4RF626	37 / RV17YC6	5369556	426 / RC9YC5	AE3	811 / L82C	AG7	120 / N5C
DS004	160 / CH60	M4RF8	113 / RV12C	56006240	71 / RC12YC	AE32	312 / L87YC	AG701	688 / C61
DS006	163 / CH63	M4RF86	35 / RV12C6	56027108	434 / RC9MC4	AE3X	811 / L82C	AG82	405 / RN14YC
DS090	180 / CH80	M4WRF42	401 / RS12YC	56027275	412 / RC12LYC	AE3XF	811 / L82C	AG9	504 / N21
DS092	184 / CH84	M8F32	409 / RF9YC	82300312	880 / RN3C	AE4	306 / L86C	AG901	805 / N2C
DS101	161 / CH61	M8F42	22 / RF11YC	82300313	430 / RC9YC4	AE42	929 / RL95YC	AG901X	805 / N2C
DS104	155 / CH28	M8F82	22 / RF11YC	82300314	89 / RC12YC5	AE42C	929 / RL95YC	AGF12	304 / RS9YC
MASSEY-FERGUSON		M8RF31	129 / RF10C	82300315	308 / RN12MC4	AE4C	306 / L86C	AGKO	890 / N19V
1060024MI	406 / RV12YC	M8RF42	22 / RF11YC	82300316	101 / RN13LYC	AE4X	306 / L86C	AGR14	101 / RN13LYC
834225MI	841 / J8C	M8RF82	22 / RF11YC	82300317	405 / RN14YC	AE6	896 / L90C	AGR1X	880 / RN3C
834230MI	841 / J8C	M8TF31	129 / RF10C	82300318	407 / RS14LC	AE62	929 / RL95YC	AGR21	104 / RN4C
834232MI	511 / J11C	MITSUBISHI		82300319	408 / RS14YC	AE7	896 / L90C	AGR22	415 / RN9YC
834234MI	306 / L86C	1822A002	9801 / RC8WYPB3	82300320	13 / RS14YC6	AER2X	874 / RL82C	AGR22C	415 / RN9YC
834236MI	38 / N12YC	1822A068	9002 / RC10WMPB4	82300321	15 / RS15LYC	AER32	327 / RL87YC	AGR2X	104 / RN4C
834237MI	22 / RF11YC	1822A069	9806 / RC8WMPB4	82300322	79 / RV15YC6	AER3S	612 / RML12	AGR31	123 / RN5C
834241MI	22 / RF11YC	MN158596	7975 / REC10PYPB4	82300323	11 / RF18YC	AER3SA	603 / XML12	AGR32	322 / RN11YC4
834241MI	516 / D16	MN163807	9801 / RC8WYPB3	82300324	17 / RV19YC6	AER4	830 / RL86C	AGR32C	404 / RN12YC
834245MI	120 / N5C	MR984943	9802 / RC8WYPB4	82300325	909 / RS17YX	AER4S	610 / REL88B	AGR3S	616 / XMN12
834247MI	306 / L86C	MOPAR		82300326	129 / RF10C	AER4X	830 / RL86C	AGR3X	123 / RN5C
834248MI	129 / RF10C	2098360	38 / N12YC	S3RE14PLP5	7440 / RE14PLP5	AER7S	633 / XML15Y	AGR41	123 / RN5C



CAUTION. DO NOT USE THIS CHART
 UNLESS YOU ARE UNABLE TO FIND YOUR VEHICLE OR EQUIPMENT LISTED IN THE APPLICATION SECTIONS OF THE CHAMPION MASTER CATALOG.

ATTENTION. NE PAS UTILISER CE TABLEAU
 SAUF SI LE VÉHICULE OU L'ÉQUIPEMENT NE SE TROUVE PAS DANS LES SECTIONS DES APPLICATIONS DE CE CATALOGUE.

PRECAUCIÓN. NO USE ESTA TABLA
 A MENOS QUE NO PUEDA ENCONTRAR SU VEHÍCULO O EQUIPO INDICADO EN LAS SECCIONES DE APLICACIÓN DEL CATÁLOGO PRINCIPAL DE CHAMPION

MOTORCRAFT		MOTORCRAFT		MOTORCRAFT		MOTORCRAFT		MOTORCRAFT	
AGR42	404 / RN12YC	AGSP54	412 / RC12LYC	AS8	861 / J19LM	AWSF42	401 / RS12YC	BT8	516 / D16
AGR42C	404 / RN12YC	AGSP54C	412 / RC12LYC	AS827	66 / RJ18YC6	AWSF42C	401 / RS12YC	BT9	502 / D21
AGR44	101 / RN13LYC	AL11	512 / H12	AS82C7	66 / RJ18YC6	AWSF42EE	7401 / RS12PYP5	BTF1	129 / RF10C
AGR4S	614 / XEN14	AL5	844 / H10C	AS8S	567 / XEJ12	AWSF42P	3401 / RS10PYC4	BTF3	129 / RF10C
AGR51	123 / RN5C	AL52	91 / H14Y	ASF22C	400 / RV9YC	AWSF42PP	7401 / RS12PYP5	BTF31	129 / RF10C
AGR52	404 / RN12YC	AL5X	587 / H8C	ASF32	406 / RV12YC	AWSF44	407 / RS14LC	BTF314	129 / RF10C
AGR526	105 / RN16YC5	AL7	844 / H10C	ASF32C	406 / RV12YC	AWSF44C	407 / RS14LC	BTF42	22 / RF11YC
AGR54	101 / RN13LYC	AL7C	844 / H10C	ASF32C6	79 / RV15YC6	AWSF44EE	7407 / RS14ZPYB	BTF6	129 / RF10C
AGR82	405 / RN14YC	AL7X	844 / H10C	ASF32CM	406 / RV12YC	AWSF44P	3407 / RS14ZPYC5	BTRF42	22 / RF11YC
AGR8S	614 / XEN14	AL82	857 / RH18Y	ASF32M	406 / RV12YC	AWSF44PP	7407 / RS14ZPYB	BT8	516 / D16
AGRF2	304 / RS9YC	AL9	844 / H10C	ASF32P	3018 / RV17PMC4	AWSF52	401 / RS12YC	BYRF314	106 / RZF10
AGRF22	304 / RS9YC	AL9X	844 / H10C	ASF34	406 / RV12YC	AWSF52C	401 / RS12YC	BYSF314	106 / RZF10
AGRF32	401 / RS12YC	AR10	592 / RJ12C	ASF3C	121 / RV8C	AWSF54	407 / RS14LC	BYSF34	106 / RZF10
AGRF42	401 / RS12YC	AR10S	567 / XEJ12	ASF3C6	108 / RV8C6	AWSF54C	407 / RS14LC	BZ8	555 / UD16
AGRF52	408 / RS14YC	AR21X	825 / J4C	ASF42	406 / RV12YC	AWSF32C	401 / RS12YC	CGSF22F	9204 / RS12WYPB4
AGS081C	805 / N2C	AR31	871 / RJ8C	ASF42C	406 / RV12YC	AYFS092FEC	7437 / RE10PYPB5	CGSF22N	9204 / RS12WYPB4
AGS12	332 / RN7YC	AR32	14 / RJ12YC	ASF42C6	79 / RV15YC6	AYFS22FM	3017 / RES8PYB5	CYFS12F3	9016 / RES8WYCB5
AGS12C	332 / RN7YC	AR41	871 / RJ8C	ASF42C7	79 / RV15YC6	AYFS32YR	9901 / RE10WYPB5	CYFS12F5	3017 / RES8PYB5
AGS1C	880 / RN3C	AR42	14 / RJ12YC	ASF42P	3018 / RV17PMC4	AYSF32YPC	9901 / RE10WYPB5	CYFS12Y	3017 / RES8PYB5
AGS22C	415 / RN9YC	AR426	66 / RJ18YC6	ASF44P	3036 / RV17PZMC	AZ2	825 / J4C	CYFS12Y3	9016 / RES8WYCB5
AGS2C	104 / RN4C	AR4S	557 / XEJ8	ASF4C	121 / RV8C	AZ3	823 / J6C	CYFS12YEC	9016 / RES8WYCB5
AGS32C	404 / RN12YC	AR51	871 / RJ8C	ASF4C6	108 / RV8C6	AZ9	592 / RJ12C	CYFS12YP	9016 / RES8WYCB5
AGS3C	123 / RN5C	AR52	63 / RJ14YC	ASF52	18 / RV15YC4	AZFS22FE	7437 / RE10PYPB5	CYFS12YPC	9016 / RES8WYCB5
AGS42C	404 / RN12YC	AR526	66 / RJ18YC6	ASF526	79 / RV15YC6	AZFS32FE	7437 / RE10PYPB5	ESD10	169 / CH69
AGS44	101 / RN13LYC	AR5S	588 / XMJ14	ASF52C	18 / RV15YC4	AZFS32FE	7981 / RE14PYPB4	EZD11	168 / CH68
AGS4C	123 / RN5C	AR6S	557 / XEJ8	ASF52C7	79 / RV15YC6	B2W	506 / D6	EZD14	168 / CH68
AGS52C	404 / RN12YC	AR7N	840 / RCJ8	ASF8	113 / RV12C	B3W	509 / D9	EZD15	163 / CH63
AGS52C6	105 / RN16YC5	AR7S	517 / XMJ17	ASF86	35 / RV12C6	B3X	509 / D9	EZD17	161 / CH61
AGSF2	304 / RS9YC	AR7X	871 / RJ8C	AT1	825 / J4C	B4X	509 / D9	EZD2	163 / CH63
AGSF22C	304 / RS9YC	AR80	511 / J11C	AT10	592 / RJ12C	B6W	514 / D14	EZD4	163 / CH63
AGSF22FCM	3066 / RS7PYPB5	AR82	58 / RJ18YC	AT2	825 / J4C	B82	515 / D15Y	EZD5	168 / CH68
AGSF22FM	7963 / RS12PYPB5	AR826	66 / RJ18YC6	AT3	823 / J6C	B8X	516 / D16	F11	525 / 25
AGSF22FM1	3026 / RS7PYCB	AR828	66 / RJ18YC6	AT4	823 / J6C	BF12	409 / RF9YC	HG2	809 / RA6HC
AGSF22FM1	3401 / RS10PYC4	AR8S	567 / XEJ12	AT42	10 / J12YC	BF22	409 / RF9YC	HG22C	809 / RA6HC
AGSF22PP	7401 / RS12PYP5	AR9S	573 / XMJ20	AT6	841 / J8C	BF32	409 / RF9YC	HGS22C	809 / RA6HC
AGSF22WM	9204 / RS12WYPB4	ARF2	802 / V63C	AT8	511 / J11C	BF42	22 / RF11YC	HJFS24FP	9406 / RET8ZWMPB4
AGSF22YPC	7963 / RS12PYPB5	ARF22	400 / RV9YC	ATL4	587 / H8C	BF42C	22 / RF11YC	HV2	816 / P7
AGSF23C	15 / RS15LYC	ARF26	802 / V63C	ATL8	844 / H10C	BF82	22 / RF11YC	HV22	888 / P8Y
AGSF24C	403 / RS10LC	ARF3	121 / RV8C	AV091X4	821 / L77JC4	BF82C	22 / RF11YC	HV3	888 / P8Y
AGSF24FM	7407 / RS14ZPYB	ARF32	406 / RV12YC	AV1X	807 / L78C	BF92	22 / RF11YC	P6	842 / UY6
AGSF24N	403 / RS10LC	ARF326	79 / RV15YC6	AV2X	811 / L82C	BR4S	572 / XED14	PV2	808 / Z9Y
AGSF24N	9200 / RS10ZWYPB5	ARF32M	406 / RV12YC	AV4	306 / L86C	BR5S	649 / XMD15	PV3	808 / Z9Y
AGSF32C	401 / RS12YC	ARF36	108 / RV8C6	AV42	929 / RL95YC	BR7S	521 / XMD21	PV3F	808 / Z9Y
AGSF32FM	7940 / RS14PYPB5	ARF4	121 / RV8C	AV52	929 / RL95YC	BR8	541 / RD16	PZT1FF4	7989
AGSF32FM	7963 / RS12PYPB5	ARF42	406 / RV12YC	AV6	896 / L90C	BR8S	563 / XED16	SP506	7407 / RS14ZPYB
AGSF32PM	7963 / RS12PYPB5	ARF426	79 / RV15YC6	AV82	929 / RL95YC	BR9S	521 / XMD21	TT10	569 / W14
AGSF32PM	9808 / RS8WYPB4	ARF46	108 / RV8C6	AVKO	827	BRF32	409 / RF9YC	TT15	589 / W89D
AGSF32PMF4	7963 / RS12PYPB5	ARF52	18 / RV15YC4	AVKOD	833	BRF3M	129 / RF10C	TT4	510 / W10
AGSF32PP	7401 / RS12PYP5	ARF526	79 / RV15YC6	AVR3S	612 / RML12	BRF42	22 / RF11YC	TT8	569 / W14
AGSF32WM	9808 / RS8WYPB5	ARF528	37 / RV17YC6	AVZKO	831 / UL77V	BRF82	22 / RF11YC	ZD1	180 / CH80
AGSF32YPC	7963 / RS12PYPB5	ARF6	113 / RV12C	AWRF325	13 / RS14YC6	BS5S	649 / XMD15	ZD13	194 / CH243
AGSF32YPC	9404 / RS14WYPB5	ARF62	25 / RV17YC	AWRF42	401 / RS12YC	BS9S	521 / XMD21	ZD8	184 / CH84
AGSF32YR	9404 / RS14WYPB5	ARF626	37 / RV17YC6	AWSF22C	304 / RS9YC	BSF3	129 / RF10C	ZD9	184 / CH84
AGSF33C	15 / RS15LYC	ARF8	113 / RV12C	AWSF22E	3401 / RS10PYC4	BSF31	129 / RF10C		
AGSF34C	403 / RS10LC	ARF86	35 / RV12C6	AWSF22EE	7401 / RS12PYP5	BSF314	129 / RF10C		
AGSF34EE	7407 / RS14ZPYB	ARL4S	610 / REL88B	AWSF24	403 / RS10LC	BSF42	22 / RF11YC		
AGSF34FM	3024 / RS10ZPYCB4	ARL5	587 / H8C	AWSF24C	403 / RS10LC	BSF42C	22 / RF11YC		
AGSF34FM	7407 / RS14ZPYB	ARL6S	610 / REL88B	AWSF32	401 / RS12YC	BSF44C	130 / RF14LC		
AGSF42C6	13 / RS14YC6	ARL8	854 / RH10C	AWSF32C	401 / RS12YC	BSF6	129 / RF10C		
AGSF43C	15 / RS15LYC	ARL82	854 / RH10C	AWSF32E	3401 / RS10PYC4	BSF82	22 / RF11YC		
AGSF52C	408 / RS14YC	ARL8S	610 / REL88B	AWSF32EE	7401 / RS12PYP5	BSF82C	22 / RF11YC		
AGSP22C	71 / RC12YC	AS42C	14 / RJ12YC	AWSF32F	3401 / RS10PYC4	BSF92	22 / RF11YC		
AGSP32	71 / RC12YC	AS42C6	66 / RJ18YC6	AWSF32P	3401 / RS10PYC4	BT10	502 / D21		
AGSP32C	71 / RC12YC	AS4C	102 / RJ6C	AWSF32PP	7401 / RS12PYP5	BT15	543 / D89D		
AGSP32PP	7071 / RC12PYP	AS52C	63 / RJ14YC	AWSF34	403 / RS10LC	BT2	506 / D6		
AGSP33C	318 / RC12MC4	AS5S	588 / XMJ14	AWSF34C	403 / RS10LC	BT3	509 / D9		
AGSP52	71 / RC12YC	AS6S	557 / XEJ8	AWSF34EE	7407 / RS14ZPYB	BT4	509 / D9		
AGSP52C	71 / RC12YC	AS7S	517 / XMJ17	AWSF34PP	7407 / RS14ZPYB	BT6	514 / D14		

NGK	
2382	71 / RC12YC
2756	430 / RC9YC4
3403	3408 / RS10PYC
7092	3071 / RC12PYC
A5FS	22 / RF11YC
A6FS	129 / RF10C
A7F	129 / RF10C
A8	506 / D6
AP5FS	22 / RF11YC
AP6FS	409 / RF9YC
AP7FS	409 / RF9YC
AP8FS	409 / RF9YC
AP9FS	409 / RF9YC
APR5FS	22 / RF11YC



CAUTION. DO NOT USE THIS CHART

UNLESS YOU ARE UNABLE TO FIND YOUR VEHICLE OR EQUIPMENT LISTED IN THE APPLICATION SECTIONS OF THE CHAMPION MASTER CATALOG.

ATTENTION. NE PAS UTILISER CE TABLEAU

SAUF SI LE VÉHICULE OU L'ÉQUIPEMENT NE SE TROUVE PAS DANS LES SECTIONS DES APPLICATIONS DE CE CATALOGUE.

PRECAUCIÓN. NO USE ESTA TABLA

A MENOS QUE NO PUEDA ENCONTRAR SU VEHÍCULO O EQUIPO INDICADO EN LAS SECCIONES DE APLICACIÓN DEL CATÁLOGO PRINCIPAL DE CHAMPION

NGK	NGK	NGK	NGK	NGK					
APR5FS11	22 / RF11YC	BCPR5ES	71 / RC12YC	BP5EAL	302 / N11YC	BPR5EFVX	7401 / RS12PYP5	BR7EFS	344 / RC9YC
APR5FS15	22 / RF11YC	BCPR5ES11	71 / RC12YC	BP5EAL11	302 / N11YC	BPR5ES	322 / RN11YC4	BR7ES	880 / RN3C
APR6FS	409 / RF9YC	BCPR5EY	71 / RC12YC	BP5EFS	401 / RS12YC	BPR5ES	404 / RN12YC	BR7ES11	880 / RN3C
AR5FS	129 / RF10C	BCPR5EY11	71 / RC12YC	BP5EQ13	38 / N12YC	BPR5ES11	322 / RN11YC4	BR7HS	874 / RL82C
AR6FS	129 / RF10C	BCPR5EYN11	71 / RC12YC	BP5ES	302 / N11YC	BPR5ES11	404 / RN12YC	BR7HS10	874 / RL82C
AR6FS11	129 / RF10C	BCPR6EVX11	3344 / RC9PYC	BP5ES11	302 / N11YC	BPR5EV	322 / RN11YC4	BR8EG	1026 / QC59
B10EG	693 / C55	BCPR7ER	71 / RC12YC	BP5EV	302 / N11YC	BPR5EY	5322	BR8ES	818 / RN2C
B10HS	821 / L77JC4	BKR4E	431 / RC14YC	BP5EY	302 / N11YC	BPR5EY	322EZ / 322EZ	BR8ESA	818 / RN2C
B2	592 / RJ12C	BKR4EVX	431 / RC14YC	BP5FS	18 / RV15YC4	BPR5EY	404 / RN12YC	BR8EV	818 / RN2C
B2LM	861 / J19LM	BKR5E	71 / RC12YC	BP5HA	929 / RL95YC	BPR5EY11	322 / RN11YC4	BR8HCS10	883 / QL78C
B2LMY	5861	BKR5E11	71 / RC12YC	BP5HS	929 / RL95YC	BPR5EY11	404 / RN12YC	BR8HS	883 / QL78C
B2LMY	861 / J19LM	BKR5EGP	3071 / RC12PYC	BP5S	63 / RJ14YC	BPR5FS11	18 / RV15YC4	BR8HS10	883 / QL78C
B2LMY	861EZ / 861EZ	BKR5EIX11	3071 / RC12PYC	BP6EFS	401 / RS12YC	BPR5HS	929 / RL95YC	BR8HV	883 / QL78C
B4ES	120 / N5C	BCPR5EKB11	71 / RC12YC	BP6EK	300 / N9YC	BPR5S	63 / RJ14YC	BR9ECS	8902
B4H	896 / L90C	BKR5EKP11	7071 / RC12PYP	BP6EKA	300 / N9YC	BPR6EFS	401 / RS12YC	BR9EG	1025 / QC57
B4HS	896 / L90C	BKR5EQU	71 / RC12YC	BP6EQ13	322 / RN11YC4	BPR6EKA	415 / RN9YC	BR9ES	8902
B4L	844 / H10C	BKR5EN11	71 / RC12YC	BP6ES	300 / N9YC	BPR6EKN	332 / RN7YC	BR9ES	818 / RN2C
B4L	857 / RH18Y	BKR5EP11	7071 / RC12PYP	BP6ES11	300 / N9YC	BPR6ES	415 / RN9YC	BR9EYA	8902
B4LM	845 / J17LM	BKR5ES	71 / RC12YC	BP6ES13	322 / RN11YC4	BPR6ES11	415 / RN9YC	BR9HS	828
B4LMY	845 / J17LM	BKR5ES11	71 / RC12YC	BP6ET	300 / N9YC	BPR6EV	415 / RN9YC	BR9HS10	828
B5EB	120 / N5C	BKR5EY	71 / RC12YC	BP6EV	300 / N9YC	BPR6EY	415 / RN9YC	BU6EFSZ	304 / RS9YC
B5ES	120 / N5C	BKR5EY11	71 / RC12YC	BP6EY	300 / N9YC	BPR6EY11	415 / RN9YC	BU8ET	300 / N9YC
B5EV	120 / N5C	BKR5EYA	71 / RC12YC	BP6EY	300 / N9YC	BPR6EZ	415 / RN9YC	BU8H	885M / L6VC
B5HS	896 / L90C	BKR5EYA11	71 / RC12YC	BP6EY	300 / N9YC	BPR6EZ	415 / RN9YC	BU8H	885M / L6VC
B6EB	120 / N5C	BKR6E	71 / RC12YC	BP6EY	300 / N9YC	BPR6FS	406 / RV12YC	BU8H	885M / L6VC
B6EB11	120 / N5C	BKR6EK	71 / RC12YC	BP6EY	300 / N9YC	BPR6FS11	406 / RV12YC	BUH	890 / N19V
B6EBL11	415 / RN9YC	BKR6EKB11	7071 / RC12PYP	BP6EY	300 / N9YC	BPR6HS	327 / RL87YC	BUH	837 / L20V
B6ES	803 / N4C	BKR6EKUB	9800 / RC6WYPB4	BP6EY	300 / N9YC	BPR6HS10	327 / RL87YC	BUHW	827
B6ES11	803 / N4C	BKR6EP11	7071 / RC12PYP	BP6EY	300 / N9YC	BPR6HSA	327 / RL87YC	BUHW2	833
B6EV	803 / N4C	BKR6EPB11	7071 / RC12PYP	BP6EY	300 / N9YC	BPR6S	14 / RJ12YC	BUHX	837 / L20V
B6HS	306 / L86C	BKR6EQUA	353 / RC89TMC	BP6EY	300 / N9YC	BPR6S	332 / RN7YC	BUHXW1	831 / UL77V
B6HS10	306 / L86C	BKR6EQUP	353 / RC89TMC	BP6EY	300 / N9YC	BPR7E	332 / RN7YC	BUR6EA11	415 / RN9YC
B6HV	306 / L86C	BKR6ES	71 / RC12YC	BP6EY	300 / N9YC	BPR7ES	332 / RN7YC	BUR6EB11	415 / RN9YC
B6L	844 / H10C	BKR6ES11	71 / RC12YC	BP6EY	300 / N9YC	BPR7ES11	332 / RN7YC	BUR7EA11	332 / RN7YC
B6LY	844 / H10C	BKR6EY	71 / RC12YC	BP6EY	300 / N9YC	BPR7EY11	415 / RN9YC	BUR7EB11	332 / RN7YC
B6S	841 / J8C	BKR6EYA	3071 / RC12PYC	BP6EY	300 / N9YC	BPR7HS	814 / RL82YC	BUZ8H	886
B6Y	5843	BKR6EYA	7071 / RC12PYP	BP6EY	300 / N9YC	BPR7HS10	814 / RL82YC	BUZ8H	886M / QL6VC
B6Y	841 / J8C	BKR6EYA	71 / RC12YC	BP6EY	300 / N9YC	BPR8ES	339 / RN6YC	BUZHW	898 / QL76V
B6Y	843EZ / 843EZ	BKR6EYA	9201 / RC12WYPB4	BP6EY	300 / N9YC	BPR8HS15	939	BUZHW2	838
B7EB	803 / N4C	BKR7EQUP	9800 / RC6WYPB4	BP6EY	300 / N9YC	BPR9ES	937 / RN57YC	BZ7HS10	828
B7EB11	803 / N4C	BKR7ES11	340 / RC7YC	BP6EY	300 / N9YC	BPR9ES	954 / RN57YC	C7E	654 / G59C
B7EG	688 / C61	BM4A	5846	BP6EY	300 / N9YC	BP28HN10	938M / QL78YC	C8E	654 / G59C
B7ES	801 / N3C	BM4A	846 / CJ14	BP6EY	300 / N9YC	BP28HS10	938M / QL78YC	C9E	653 / G57C
B7ES11	801 / N3C	BM4A	846EZ / 846EZ	BP6EY	300 / N9YC	BP28HS15	939	C9H	889 / Z6
B7EV	801 / N3C	BM4Y	5846	BP6EY	300 / N9YC	BR2LM	868 / RJ19LM	CM6	877 / Y82
B7HS	811 / L82C	BM4Y	846 / CJ14	BP6EY	300 / N9YC	BR4ES	123 / RN5C	CMR5H	965 / R27C
B7HS10	811 / L82C	BM4Y	846EZ / 846EZ	BP6EY	300 / N9YC	BR4HS	896 / L90C	CMR6A	978 / RY4C
B7HV	811 / L82C	BM6A	5843	BP6EY	300 / N9YC	BR4LM	856 / RJ17LM	CMR6H	965 / R27C
B7S	823 / J6C	BM6A	843 / CJ8	BP6EY	300 / N9YC	BR527Y11	322 / RN11YC4	CMR7A	978 / RY4C
B8ECS	805 / N2C	BM6A	843EZ / 843EZ	BP6EY	300 / N9YC	BR529Y11	322 / RN11YC4	CMR7H	965 / R27C
B8EG	687 / C59	BM6F	847 / DJ8J	BP6EY	300 / N9YC	BR5EB	123 / RN5C	CPR8E	977 / RG6YC
B8ES	805 / N2C	BM6FY	847 / DJ8J	BP6EY	300 / N9YC	BR5EB11	123 / RN5C	CPR8EB	977 / RG6YC
B8EV	805 / N2C	BM6Y	5843	BP6EY	300 / N9YC	BR5ES	123 / RN5C	CPR8EB9	977 / RG6YC
B8FS	802 / V63C	BM6Y	843 / CJ8	BP6EY	300 / N9YC	BR5ES11	123 / RN5C	CR6E	654 / G59C
B8HS	807 / L78C	BM6Y	843EZ / 843EZ	BP6EY	300 / N9YC	BR5FS	113 / RV12C	CR7E	654 / G59C
B8HS10	807 / L78C	BM7	843 / CJ8	BP6EY	300 / N9YC	BR5HS	896 / L90C	CR8E	654 / G59C
B8HV	807 / L78C	BM7A	849 / CJ6	BP6EY	300 / N9YC	BR6EB	123 / RN5C	CR9E	653 / G57C
B8S	825 / J4C	BM7Y	849 / CJ6	BP6EY	300 / N9YC	BR6EB11	123 / RN5C	CR9EB	349 / RG4PHP
B9EG	686 / C57	BMR2A	846 / CJ14	BP6EY	300 / N9YC	BR6EBL11	415 / RN9YC	CR9EB	654 / G59C
B9ES	805 / N2C	BMR4A	846 / CJ14	BP6EY	300 / N9YC	BR6ES	104 / RN4C	CR9EH9	8654
B9FS	802 / V63C	BMR6A	840 / RCJ8	BP6EY	300 / N9YC	BR6ES11	104 / RN4C	CR9EHX9	8654
B9HS	821 / L77JC4	BMR7A	849 / CJ6	BP6EY	300 / N9YC	BR6FS	400 / RV9YC	CR9EK	653 / G57C
B9HS10	821 / L77JC4	BP4ES	405 / RN14YC	BP6EY	300 / N9YC	BR6FVX	3018 / RV17PMC4	CS1	861 / J19LM
B9HV	821 / L77JC4	BP4H	929 / RL95YC	BP6EY	300 / N9YC	BR6HS	830 / RL86C	CS2	843 / CJ8
BCP5ES	71 / RC12YC	BP4HA	929 / RL95YC	BP6EY	300 / N9YC	BR6HS10	830 / RL86C	CS3	841 / J8C
BCP5EV	71 / RC12YC	BP4HS	929 / RL95YC	BP6EY	300 / N9YC	BR6HS10	933M / QL86C	CS4	845 / J17LM
BCPR5E11	71 / RC12YC	BP4HS10	929 / RL95YC	BP6EY	300 / N9YC	BR6S	871 / RJ8C	CS5	846 / CJ14
BCPR5EP8	7071 / RC12PYP	BP5EA	38 / N12YC	BP6EY	300 / N9YC	BR7EB	104 / RN4C	CS6	71 / RC12YC
				BP6EY	300 / N9YC	BR7EB11	104 / RN4C	D5HS	910 / P10Y
				BP6EY	300 / N9YC	BR7EF	344 / RC9YC	D6EA	810 / RA8HC



CAUTION. DO NOT USE THIS CHART
 UNLESS YOU ARE UNABLE TO FIND YOUR VEHICLE OR EQUIPMENT LISTED IN THE APPLICATION SECTIONS OF THE CHAMPION MASTER CATALOG.

ATTENTION. NE PAS UTILISER CE TABLEAU
 SAUF SI LE VÉHICULE OU L'ÉQUIPEMENT NE SE TROUVE PAS DANS LES SECTIONS DES APPLICATIONS DE CE CATALOGUE.

PRECAUCIÓN. NO USE ESTA TABLA

A MENOS QUE NO PUEDA ENCONTRAR SU VEHÍCULO O EQUIPO INDICADO EN LAS SECCIONES DE APLICACIÓN DEL CATÁLOGO PRINCIPAL DE CHAMPION

NGK		NGK		NGK		NGK		PRESTOLITE		
D6HA	888 / P8Y	IJR7A9	8812	PFR6N11	7071 / RC12PYP	SILZKR7B11	9023 / RER10WMPB4	189	502 / D21	
D6HV	888 / P8Y	IJR7A9	7972 / RA8PHP	PFR6Q	7346 / RC10PYP4	SPLZFR5B13EG9055	REC12WMPB5	788	569 / W14	
D7EA	810 / RA8HC	ILFR6B	9030 / REC8WYPB3	PFR6Q	7546 / RC10PYPB4	TR4	15 / RS15LYC	1401	825 / J4C	
D7ES	810 / RA8HC	ILFR6G	9030 / REC8WYPB3	PFR6Q	7548 / KC10PYPB4	TR5	408 / RS14YC	1411	592 / RJ12C	
D7EV	810 / RA8HC	ILFR6J11K	9033 / REC8WYPB4	PFR6T10G	7546 / RC10PYPB4	TR51	13 / RS14YC6	1432	10 / J12YC	
D8EA	809 / RA6HC	ILFR6T11	9006 / REC10WYPB4	PFR6T10G	9802 / RC8WYPB4	TR51VX	7013 / RS14PYP5	1442	10 / J12YC	
D8EV	809 / RA6HC	ILTR5A13G	9901 / RE10WYPB5	PFR6U11G	7346 / RC10PYP4	TR55	13 / RS14YC6	1452	63 / RJ14YC	
D8HA	816 / P7	ILTR5K13	9901 / RE10WYPB5	PFR6WTG	9805 / KC8WYPB4	TR55VX	3013 / RS14PYP6	1482	58 / RJ18YC	
D8HV	816 / P7	ILTR6H8G	9016 / RES8WYCB5	PFR6X11	9805 / KC8WYPB4	TR5BP12	9204 / RS12WYPB4	1810	502 / D21	
D9EA	905 / RA4HC	ILZFR6D11	9044 / REC8WMPB4	PFR7G11S	9800 / RC6WYPB4	TR5C12	9204 / RS12WYPB4	1852	515 / D15Y	
DCPR6E	810 / RA8HC	ILZKR7B11	9407 / RER8ZWYCB4	PFR7ND	7318 / RC12PMPB4	UR4	18 / RV15YC4	1882	549 / D18Y	
DCPR7E	810 / RA8HC	ILZKR7B11S	9407 / RER8ZWYCB4	PFR7S8EG	9770 / RC6WYPB3	UR5	406 / RV12YC	7810	569 / W14	
DCPR8E	809 / RA6HC	IMR9B9H	8654	PGR5C11	7332 / RN10PYP4	UR55	406 / RV12YC	56728	796 / C63YC	
DCPR8EKP	8809	ITR4A15	9404 / RS14WYPB5	PLFR4A11	9040 / REC14WYPB4	WR41	130 / RF14LC	12G2	809 / RA6HC	
DCPR9E	905 / RA4HC	ITR5F13	9204 / RS12WYPB4	PLFR5A11	7975 / REC10PYPB4	WR5	22 / RF11YC	12G3	809 / RA6HC	
DIFR5C11	9002 / RC10WMPB4	ITR6F13	9001 / RC10WYPB4	PLFR5A11	9006 / REC10WYPB4	XR4	58 / RJ18YC	1411N	846 / CJ14	
DIFR6C11	9806 / RC8WMPB4	IZFR5K	9000 / RC10ZWYPB4	PLFR6A11	7975 / REC10PYPB4	XR5	63 / RJ14YC	1411X	592 / RJ12C	
DILFR5A11	9775 / REC8WYPB4	ILZFR6K11	9202 / RC12WMPB4	PLKR7A	7019 / KER8PYPB	YR5	113 / RV12C	142X	825 / J4C	
DILFR5A11D	9775 / REC8WYPB4	IZFR6F11	9809 / QC8WEP	PLZFR6A11S	9044 / REC8WMPB4	ZFR5AP	3720 / RC12PMCB3	143N	849 / CJ6	
DILFR5C11	9006 / REC10WYPB4	IZFR6H11	9812 / RC8ZWYPB4	PLZKAR6A11	9410 / REA12WMPB4	ZFR5F	71 / RC12YC	143X	823 / J6C	
DILZKR7B11	9412 / REA9WYPB4	IZFR6J	9812 / RC8ZWYPB4	PLZTR5A13	7032 / RE10PMPB5	ZFR5F11	318 / RC12MC4	147N	843 / CJ8	
DILZKR7A11DS	9407 / RER8ZWYCB4	IZFR6K11	9014 / RC8ZWYPB	PTR5A13	7437 / RE10PYPB5	ZFR5F11	9202 / RC12WMPB4	147X	841 / J8C	
DILZKR7A11G	9407 / RER8ZWYCB4	IZFR6K11	9812 / RC8ZWYPB4	PZFR5D11	7318 / RC12PMPB4	ZFR5FGP	3071 / RC12PYC	149X	511 / J11C	
DP6EA9	810 / RA8HC	IZFR6K11S	9812 / RC8ZWYPB4	PZFR5F	7071 / RC12PYP	ZFR5LP13G	7034 / RC12PEP5	14ER4	830 / RL86C	
DP7EA9	810 / RA8HC	IZFR6K13	9813 / RC8ZWYPB5	PZFR5F11	7071 / RC12PYP	ZFR5N	438 / RC12ECC	14ER6	830 / RL86C	
DP7EV9	810 / RA8HC	IZFR6KL	9812 / RC8ZWYPB4	PZFR5J11	9782 / RC8ZWYPB4	ZFR6BPG	9812 / RC8ZWYPB4	14F22	400 / RV9YC	
DP8EA9	809 / RA6HC	IZKR7B	9702 / KA7ZWYPB4	PZFR6F11	7071 / RC12PYP	ZFR6F11G	9002 / RC10WMPB4	14F32	406 / RV12YC	
DP8EV9	809 / RA6HC	KR8AI	809 / RA6HC	PZFR6J11	9800 / RC6WYPB4	ZFR6K11	7318 / RC12PMPB4	14F3N	851 / DJ6J	
DPR6EA9	810 / RA8HC	LFRA5A11	975 / REC10YC4	PZFR7GG	9803 / RC8WMPB4	ZFR6U9	9013 / RC10WMB3	14F42	18 / RV15YC4	
DPR6EB9	810 / RA8HC	LFRA5AGP	7975 / REC10PYPB4	PZNR6A11H	7406 / RET9ZWMPB4	ZFR6VG	434 / RC9MC4	14F52	18 / RV15YC4	
DPR7EA9	810 / RA8HC	LFRA5A11X	9006 / REC10WYPB4	PZTR5A15	7983 / RS14PMPB5	ZFR7F11	9803 / RC8WMPB4	14F7N	847 / DJ8J	
DPR7EIX9	8810	LFRA6A11	975 / REC10YC4	R0045J10	709 / G54V	ZGR5C	101 / RN13LYC	14G01	890 / N19V	
DPR7EV9	810 / RA8HC	LFRA6A11X	7975 / REC10PYPB4	R01610	657 / G55R	NISSAN				
DPR8EA9	809 / RA6HC	LFRA6A11X	9033 / REC8WYPB4	R01611	656 / G53R	224011LA1C	9412 / REA9WYPB4	14G1	801 / N3C	
DPR8EV9	809 / RA6HC	LFRA6C11	975 / REC10YC4	R01710	652 / G55C	2240127N66	7071 / RC12PYP	14G12	315 / N6YC	
DPR9EA9	905 / RA4HC	LTR5GP	7437 / RE10PYPB5	R01710	653 / G57C	2240127N66	7071 / RC12PYP	14G2	803 / N4C	
DR4HS	910 / P10Y	LTR5IX11	9901 / RE10WYPB5	R0179	654 / G59C	2240127N66	7071 / RC12PYP	14G22	300 / N9YC	
DR5HS	910 / P10Y	LTR6A13	3017 / RES8PYB5	R0373A9	654 / G59C	2240150Y05	71 / RC12YC	14G3	120 / N5C	
DR6HS	888 / P8Y	LTR6P13	3017 / RES8PYB5	R21610	667 / A57R	2240150Y05	71 / RC12YC	14G32	302 / N11YC	
DR7EA	810 / RA8HC	LTRA5S9	9016 / RES8WYCB5	R21710	661 / A57C	2240155Y15	71 / RC12YC	14G4	120 / N5C	
DR7ES	810 / RA8HC	LZFR5C11	446 / REC12MCC4	R56705	10 / J12YC	2240155Y15	71 / RC12YC	14G42	38 / N12YC	
DR8EA	809 / RA6HC	LZFR6AI	7975 / REC10PYPB4	R56707	266 / J63Y	22401CK81B	9410 / REA12WMPB4	14G5	120 / N5C	
DR8ES	809 / RA6HC	LZKR7B11S	9407 / RER8ZWYCB4	R56719	785 / C61C	22401EW61C	9412 / REA9WYPB4	14G52	405 / RN14YC	
DR8ESL	809 / RA6HC	LZTR5A13	3032 / RE10PMC5	R56719	785 / C61C	22401JA01B	9410 / REA12WMPB4	14G7	120 / N5C	
DR8HS	816 / P7	LZTR5AGP	3032 / RE10PMC5	R5671A8	688 / C61	22401ZE01B	9775 / REC8WYPB4	14G82	405 / RN14YC	
FR4	71 / RC12YC	LZTR5A13X	3032 / RE10PMC5	R5671A9	687 / C59	22401ZJ51B	9775 / REC8WYPB4	14G902	805 / N2C	
FR5	431 / RC14YC	PFR5B11	7071 / RC12PYP	R567210	791 / C57YC	B2401F4103	71 / RC12YC	14GF22	408 / RS14YC	
FR5AP10	71 / RC12YC	PFR5B11B	7071 / RC12PYP	R56728	315 / N6YC	B2401F4103	71 / RC12YC	14GPR53	82 / RFN14LY	
FR5AP11	3346 / RC10PYP	PFR5C11	7071 / RC12PYP	R56729	792 / C59YC	POLARIS INDUSTRIES I				
FR5AP11	9003 / RC10WYPB4	PFR5G11	7071 / RC12PYP	R56729	794 / C61YC	2873084	7972 / RA8PHP	14GR22	415 / RN9YC	
FR6AP10	346 / RC10YC4	PFR5G11E	7071 / RC12PYP	R567310	668 / V55C	3022111	990 / REA6MC	14GR32	322 / RN11YC4	
FR6EI	9801 / RC8WYPB3	PFR5J11	7071 / RC12PYP	R567310	669 / V57C	3022274	992 / RG4YCX	14GR4	123 / RN5C	
GR4	322 / RN11YC4	PFR5L11	7071 / RC12PYP	R56737	263 / V61	3022462	992 / RG4YCX	14GR42	404 / RN12YC	
GR45	322 / RN11YC4	PFR5N11	3346 / RC10PYP	R56737	802 / V63C	3070190	954 / RN57YCC	14GR52	105 / RN16YC5	
GR5	405 / RN14YC	PFR5N11	346 / RC10YC4	R56737	802 / V63C	PORSCHE			14GR526	105 / RN16YC5
IFR5G11	9001 / RC10WYPB4	PFR5N11	7071 / RC12PYP	R56739	670 / V59C	9551702190	9702 / KA7ZWYPB4	14GR52A	105 / RN16YC5	
IFR5G11	9003 / RC10WYPB4	PFR5N11	7071 / RC12PYP	R567410	671 / V57YC	PORSCHE			14GR53	101 / RN13LYC
IFR5J11	9003 / RC10WYPB4	PFR5N11	7546 / RC10PYPB4	R56748	265 / V63Y	9551702190	9702 / KA7ZWYPB4	14GR7	123 / RN5C	
IFR6A11	9202 / RC12WMPB4	PFR5N11	9001 / RC10WYPB4	R568610	693 / C55	99917022390	9800 / RC6WYPB4	14GRF22	408 / RS14YC	
IFR6A11	9806 / RC8WMPB4	PFR6A11	7071 / RC12PYP	R56868	688 / C61	99917022890	9030 / REC8WYPB3	14GRF32	408 / RS14YC	
IFR6A11	9806 / RC8WMPB4	PFR6B	7071 / RC12PYP	R56869	687 / C59	PRESTOLITE			14GRF52	408 / RS14YC
IFR6BK	9801 / RC8WYPB3	PFR6B11	7071 / RC12PYP	R572410	684 / S57YC	143	823 / J6C	14L4	587 / H8C	
IFR6BK	9802 / RC8WYPB4	PFR6G11	7346 / RC10PYP4	R57249	685 / S59YC	144	841 / J8C	14L7	844 / H10C	
IFR6D10	9805 / KC8WYPB4	PFR6G11	7546 / RC10PYPB4	R6918B9	1008 / QC59C	145	841 / J8C	14L9	512 / H12	
IFR6E11	9201 / RC12WYPB4	PFR6G13	7071 / RC12PYP	R6918C9	1008 / QC59C	147	841 / J8C	14R3	102 / RJ6C	
IFR6J11	9201 / RC12WYPB4	PFR6H10	7346 / RC10PYP4	SILFR6A	9030 / REC8WYPB3	149	511 / J11C	14R32	14 / RJ12YC	
IFR6J11	9801 / RC8WYPB3	PFR6J11	7071 / RC12PYP	SILFR6A	9030 / REC8WYPB3	183	509 / D9	14R4	871 / RJ8C	
IFR6T11	9806 / RC8WMPB4	PFR6L11	7071 / RC12PYP	SILKAAR7G11	9035 / REA11WMPB4	184	509 / D9	14R42	14 / RJ12YC	
IFR7F8DS	9770 / RC6WYPB3	PFR6L13	7071 / RC12PYP	SILTR6A7G	9016 / RES8WYCB5	188	516 / D16	14R42	66 / RJ18YC6	



CAUTION. DO NOT USE THIS CHART
 UNLESS YOU ARE UNABLE TO FIND YOUR VEHICLE OR EQUIPMENT LISTED IN THE APPLICATION SECTIONS OF THE CHAMPION MASTER CATALOG.

ATTENTION. NE PAS UTILISER CE TABLEAU
 SAUF SI LE VÉHICULE OU L'ÉQUIPEMENT NE SE TROUVE PAS DANS LES SECTIONS DES APPLICATIONS DE CE CATALOGUE.

PRECAUCIÓN. NO USE ESTA TABLA

A MENOS QUE NO PUEDA ENCONTRAR SU VEHÍCULO O EQUIPO INDICADO EN LAS SECCIONES DE APLICACIÓN DEL CATÁLOGO PRINCIPAL DE CHAMPION

PRESTOLITE		SILVER STREAK		SPLITFIRE		STITT		TORCH	
14R426	66 / RJ18YC6	773211	306 / L86C	SM8E	14 / RJ12YC	R80L	643 / RB75N	A8TC	889 / Z6
14R42A	66 / RJ18YC6	773231	805 / N2C	STITT		R817L	576 / RB76N	C6RTC	816 / P7
14R5	871 / RJ8C	773241	859 / RCJ7Y	10	510 / W10	R817L	643 / RB75N	C6TC	816 / P7
14R52	63 / RJ14YC	SPLITFIRE		13	510 / W10	R847	526 / RD15Y	D7CA	809 / RA6HC
14R52	66 / RJ18YC6	SF10D	401 / RS12YC	19	513 / C97B	R847	541 / RD16	D7RC	809 / RA6HC
14R526	66 / RJ18YC6	SF10D6	13 / RS14YC6	79	518 / W18	RE72	559 / RW83F	D7RTC	810 / RA8HC
14R52A	66 / RJ18YC6	SF14E	121 / RV8C	82	506 / D6	RF407L	406 / RV12YC	D7TC	810 / RA8HC
14R7N	840 / RCJ8	SF21F	844 / H10C	82	509 / D9	S2SGA105	578 / REW82P	D8C	905 / RA4HC
14R8	871 / RJ8C	SF254F	407 / RS14C	82	514 / D14	S2SGA40L	551 / RHL79G	D8RC	809 / RA6HC
14RF22	400 / RV9YC	SF259D	801 / N3C	82	515 / D15Y	S2SGA40L	637 / RHL89G	D8RTC	809 / RA6HC
14RF32	406 / RV12YC	SF25E	843 / CJ8	82	516 / D16	S2SGA40L5	610 / REL88B	D8TC	809 / RA6HC
14RF32	79 / RV15YC6	SF263D	821 / L77JC4	82	549 / D18Y	S2SGA40XL	575 / RHN79G	DK7RTC	809 / RA6HC
14RF326	79 / RV15YC6	SF265F	306 / L86C	82	564 / D16J	S2SGA80	585 / RHM85G	E4RTC	929 / RL95YC
14RF32A	79 / RV15YC6	SF295F	847 / DJ8J	82	625 / D78Y	S2SGA805	503 / REM84P	E4TC	929 / RL95YC
14RF42	18 / RV15YC4	SF29E	841 / J8C	86	502 / D21	S405MC	557 / XEJ8	E5RTC	929 / RL95YC
14RF42	79 / RV15YC6	SF2C	400 / RV9YC	86	523 / D23	S40L5MC	522 / REL89G	E5TC	929 / RL95YC
14RF426	79 / RV15YC6	SF2D	406 / RV12YC	107	580 / W80N	S475MC	567 / XEJ12	E6C	830 / RL86C
14RF42A	79 / RV15YC6	SF2D6	79 / RV15YC6	117	580 / W80N	S47XL5MC	614 / XEN14	E6RC	809 / RA86C
14RF52	25 / RV17YC	SF2E	18 / RV15YC4	197	520 / W20	S825	550 / ED14	E6RTC	814 / RL82YC
14RF52	37 / RV17YC6	SF2E6	79 / RV15YC6	719	518 / W18	S825	572 / XED14	E6TC	312 / L87YC
14RF526	37 / RV17YC6	SF30C	102 / RJ6C	727	539 / W77N	S8275	568 / REM77N	E7RTC	814 / RL82YC
14RF528	37 / RV17YC6	SF392D	71 / RC12YC	827	566 / M82N	S865	563 / XED16	E7TC	814 / RL82YC
14RF52A	37 / RV17YC6	SF392D6	89 / RC12YC5	847	566 / M82N	S8MEX5	505 / ED89D	E8C	807 / L78C
14RF62	17 / RV19YC6	SF405C	805 / N2C	897	529 / D14N	SE722	544 / HW83F	E8RC	807 / L78C
14RF62	25 / RV17YC	SF405D	801 / N3C	912	589 / W89D	SR1072	532 / RHW80N	E8RTC	936
14RF626	17 / RV19YC6	SF405F	803 / N4C	137BSP	545 / W85N	SR137	579 / RHW79N	E8TC	936
14RF62A	17 / RV19YC6	SF409B	807 / L78C	137BSP	561 / W16Y	SR1375	534 / REW80N	F4RTC	405 / RN14YC
14RL4	587 / H8C	SF409C	811 / L82C	147B	569 / W14	SR1712	577 / RHW77N	F5FR	322 / RN11YC4
14RL7	854 / RH10C	SF40D	104 / RN4C	15E	525 / 25	SR1712	635 / RHW78N	F5RTC	322 / RN11YC4
14WRF24	403 / RS10LC	SF412C	814 / RL82YC	15EX	525 / 25	SR807	596 / RHM77N	F5RTC	404 / RN12YC
14WRF34	403 / RS10LC	SF413B	905 / RA4HC	17E	513 / C97B	SR817L	624 / RHB81N	F5TC	302 / N11YC
14WRF44	407 / RS14LC	SF415B	905 / RA4HC	17E	562 / W95D	SR827	583 / RHM83N	F5TC	404 / RN12YC
14WRF54	407 / RS14LC	SF415C	809 / RA6HC	17E	589 / W89D	U827	541 / RD16	F6RF	415 / RN9YC
18F3	129 / RF10C	SF416B	905 / RA4HC	17E	595 / C95F	SUBARU		F6RTC	415 / RN9YC
18F32	409 / RF9YC	SF416C	809 / RA6HC	17EX	513 / C97B	22401AA630	9006 / REC10WYPB4	F6TC	300 / N9YC
18F42	22 / RF11YC	SF416D	810 / RA8HC	17EX	562 / W95D	22401AA650	9003 / RC10WYPB4	F6TC	415 / RN9YC
18F6	21 / RF14YC	SF425C	300 / N9YC	17EX	589 / W89D	22401AA65A	9003 / RC10WYPB4	F7C	123 / RN5C
18F82	21 / RF14YC	SF426C	322 / RN11YC4	17EX	595 / C95F	22401AA670	7975 / REC10PYB4	F7RTC	332 / RN7YC
18RF3	129 / RF10C	SF426E	404 / RN12YC	2SGA10	582 / RW82P	22401AA670	9030 / REC8WYPB3	F7RTC	332 / RN7YC
18RF32	409 / RF9YC	SF45F	845 / J17LM	2SGA40XL	530 / RN79G	22401AA780	9035 / REA11WMPB4	F7TC	332 / RN7YC
18RF42	22 / RF11YC	SF4E	22 / RF11YC	2SGA80	591 / RM85G	SUZUKI		F7TJC	332 / RN7YC
18RF82	21 / RF14YC	SF512E	130 / RF14LC	407L	102 / RJ6C	948200549	9003 / RC10WYPB4	F8C	104 / RN4C
CR56869	686 / C57	SF514D	407 / RS14LC	407XL	430 / RC9YC4	1118282200	9006 / REC10WYPB4	F8RC	104 / RN4C
SAAB		SF516D	15 / RS15LYC	817L	542 / B86N	1118282210	9775 / REC8WYPB4	F8RTC	315 / N6YC
55571391	7348 / KC11PYP	SF522D	71 / RC12YC	8ME	543 / D89D	TORCH		F8TC	315 / N6YC
55571391	9802 / RC8WYPB4	SF524E	15 / RS15LYC	8ME	597 / K97F	8001	3071 / RC12PYC	G4C	592 / RJ12C
SILVER STREAK		SF5C	300 / N9YC	8MEX	543 / D89D	8002	3071 / RC12PYC	G6C	841 / J8C
773001	853 / CJ7Y	SF6C	415 / RN9YC	8MEX	597 / K97F	8003	3401 / RS10PYC4	G6RC	511 / J11C
773011	861 / J19LM	SF6D	322 / RN11YC4	CP107	554 / RGC80N	8004	415 / RN9YC	GL4	845 / J17LM
773021	843 / CJ8	SF6E	404 / RN12YC	CP717	552 / RGC77N	8005	15 / RS15LYC	GL4C	861 / J19LM
773031	71 / RC12YC	SF6F6	105 / RN16YC5	CPE72	623 / RGC80F	8006	3401 / RS10PYC4	GL4RC	868 / RJ19LM
773041	847 / DJ8J	SF8E	14 / RJ12YC	CPM10	638 / RTW80N	8007	3071 / RC12PYC	K4RTC3	71 / RC12YC
773051	868 / RJ19LM	SF8E6	66 / RJ18YC6	CPM2SGA40L	556 / RTL85G	8008	404 / RN12YC	K5RF11	71 / RC12YC
773061	840 / RCJ8	SF8G6	66 / RJ18YC6	CPM2SGA40XL	540 / RTN79G	8010	332 / RN7YC	K5RTC	71 / RC12YC
773071	852 / RCJ6Y	SF98E	412 / RC12LYC	CPM80	548 / RTM79	8012	304 / RS9YC	K5RTC11	71 / RC12YC
773081	849 / CJ6	SM10D	401 / RS12YC	CPM807	547 / RTM77N	8013	3071 / RC12PYC	K5TC	302 / N11YC
773091	848 / CJ8Y	SM14E	121 / RV8C	CPM80L	646 / RTB80N	9001	7401 / RS12PYP5	K6RF11	430 / RC9YC4
773101	302 / N11YC	SM21F	844 / H10C	CPR887	586 / RGM86N	9002	7401 / RS12PYP5	K6RTC11	430 / RC9YC4
773111	858 / CJ6Y	SM264D	821 / L77JC4	E84	571 / RM79F	9003	15 / RS15LYC	K6RTC	430 / RC9YC4
773121	415 / RN9YC	SM29E	841 / J8C	R107	553 / RW80N	9004	7401 / RS12PYP5	K6TC	430 / RC9YC4
773131	845 / J17LM	SM2C	400 / RV9YC	R2SGA40L	620 / RL85G	9005	7071 / RC12PYP	K6TJC	430 / RC9YC4
773141	322 / RN11YC4	SM2D	406 / RV12YC	R407L	535 / RL15B	9006	7071 / RC12PYP	K7RTC	430 / RC9YC4
773151	300 / N9YC	SM2E	18 / RV15YC4	R407XLC	218 / RC78PYP	9007	404 / RN12YC	K7TC	430 / RC9YC4
773161	851 / DJ6J	SM30C	102 / RJ6C	R40L	535 / RL15B	9009	332 / RN7YC	L6C	843 / CJ8
773171	841 / J8C	SM40D	104 / RN4C	R45	644 / RJ88P	A6RTC	889 / Z6	L6RC	843 / CJ8
773181	855 / DJ7Y	SM4E	22 / RF11YC	R717	565 / RW77N	A6TC	889 / Z6	L6RTC	848 / CJ8Y
773191	863 / RCJ8Y	SM6C	415 / RN9YC	R717	631 / RW78N	A7RTC	889 / Z6	L6RTC	863 / RCJ8Y
773201	929 / RL95YC	SM6E	404 / RN12YC	R807	519 / RM77N	A8RTC	889 / Z6	L6TC	848 / CJ8Y



CAUTION. DO NOT USE THIS CHART
 UNLESS YOU ARE UNABLE TO FIND YOUR VEHICLE OR EQUIPMENT LISTED IN THE APPLICATION SECTIONS OF THE CHAMPION MASTER CATALOG.

ATTENTION. NE PAS UTILISER CE TABLEAU
 SAUF SI LE VÉHICULE OU L'ÉQUIPEMENT NE SE TROUVE PAS DANS LES SECTIONS DES APPLICATIONS DE CE CATALOGUE.

PRECAUCIÓN. NO USE ESTA TABLA
 A MENOS QUE NO PUEDA ENCONTRAR SU VEHÍCULO O EQUIPO INDICADO EN LAS SECCIONES DE APLICACIÓN DEL CATÁLOGO PRINCIPAL DE CHAMPION

TORCH

L7RTC	852 / RCJ6Y
L7RTC	858 / CJ6Y
L7TC	858 / CJ6Y
N6C	847 / DJ8J
N6RC	847 / DJ8J
N6RTC	855 / DJ7Y
N6TC	855 / DJ7Y
N7C	850 / DJ7J
N7RC	850 / DJ7J
P5RTC	406 / RV12YC
P5TC	406 / RV12YC
P6RTC	400 / RV9YC
P6TC	400 / RV9YC
P7RTC	400 / RV9YC
P7TC	400 / RV9YC
Q5RTC	401 / RS12YC
Q5TC	401 / RS12YC
Q6RTC	304 / RS9YC
Q6TC	304 / RS9YC
T5RTC	406 / RV12YC
T5TC	406 / RV12YC
T6RTC	22 / RF11YC
T6TC	22 / RF11YC

TORO

801254	863 / RCJ8Y
--------	-------------

TOYOTA

9008091180	9806 / RC8WMPB4
9008091181	9202 / RC12WMPB4
9008091181	9806 / RC8WMPB4
9008091184	9001 / RC10WYPB4
9091901176	318 / RC12MC4
9091901191	9033 / REC8WYPB4
9091901233	9806 / RC8WMPB4
9091901235	9033 / REC8WYPB4
9091901235	975 / REC10YC4
9091901237	9806 / RC8WMPB4
9091901240	9001 / RC10WYPB4
9091901247	9033 / REC8WYPB4
9091901253	9412 / REA9WYPB4
90919A1002	9033 / REC8WYPB4
90919A1003	9006 / REC10WYPB4

VOLVO

86920710	3071 / RC12PYC
86920720	3071 / RC12PYC

VOLVO-PENTA MARINE

875803	18 / RV15YC4
3851857	401 / RS12YC
3851859	18 / RV15YC4
3851861	18 / RV15YC4
3851868	18 / RV15YC4
3854399	401 / RS12YC
3856759	401 / RS12YC
3858996	7401 / RS12PYP5
3858997	7401 / RS12PYP5
3861632	7401 / RS12PYP5

VW

101905616	353 / RC89TMC
409059994	302 / N11YC
06H905601A	9770 / RC6WYPB3
06H905611	9770 / RC6WYPB3
101905600A	9800 / RC6WYPB4
101905600C	9782 / RC8ZWYPB4
101905601F	9782 / RC8ZWYPB4
101905606A	9702 / KA7ZWYPB4
101905611A	9805 / KC8WYPB4
101905621B	9805 / KC8WYPB4
101905631G	9770 / RC6WYPB3
101905631H	9770 / RC6WYPB3



THE MAGNUSON-MOSS WARRANTY IMPROVEMENT ACT STATES...

Changing your vehicle's spark plugs is considered preventive maintenance. The Magnuson-Moss Warranty Improvement Act guarantees you're free to do your own maintenance or to have preventive maintenance performed at the service outlet of your choice—either way you will not void your new car warranty.

When you perform preventive maintenance required under the terms of your vehicle warranty, save your receipts. That way you can prove that you've lived up to your end of the warranty if your vehicle ever requires warranty covered repairs.

Dealers or salesmen cannot legally claim that using Champion spark plugs instead of the original equipment brand voids your vehicle warranty. Tell them that the Magnuson-Moss Warranty Improvement Act makes it against the law for warranties to be conditional on the use of a specific brand of spark plug—unless the brand is provided free.

LA LOI MAGNUSON-MOSS RELATIVE AUX GARANTIES STIPULE...

Le remplacement des bougies d'allumage de votre véhicule est considéré comme faisant partie de l'entretien préventif. La Loi Magnuson-Moss relative aux garanties stipule que vous êtes libre d'effectuer vous-même l'entretien préventif ou de confier cette tâche au centre de service de votre choix. Dans un cas comme dans l'autre, la garantie sur votre voiture neuve ne sera pas annulée.

Lorsque vous faites faire l'entretien préventif requis selon les modalités de votre garantie, conservez vos reçus de caisse qui vous serviront de preuve si jamais votre véhicule devait subir des réparations couvertes par la garantie.

Les détaillants et les vendeurs ne peuvent en toute légalité déclarer que l'utilisation de bougies Champion au lieu de bougies d'équipement d'origine peut invalider la garantie sur votre véhicule. Il faut leur dire que la Loi Magnuson-Moss relative aux garanties rend illégal le fait qu'une garantie soit conditionnelle à l'utilisation d'une marque spécifique de bougies d'allumage, à moins que ces bougies soient fournies gratuitement.

LA LEY DE MEJORA DE GARANTÍAS DE MAGNUSON-MOSS INDICA QUE ...

El cambio de las bujías de un vehículo se considera como mantenimiento preventivo. La ley de mejora de garantías de Magnuson-Moss indica que usted es libre de realizar su propio mantenimiento o hacer que se realice un mantenimiento preventivo en el local de servicio preferido. Al hacer esto no se anulará la garantía del nuevo automóvil.

Cuando realice el mantenimiento preventivo requerido según los términos de la garantía del vehículo, guarde los recibos. De esa forma, podrá probar que ha cumplido con la garantía en lo que se refiere a su parte si su vehículo requiere reparaciones cubiertas por la garantía.

Los distribuidores o vendedores no pueden reclamar legalmente que el uso de las bujías Champion en vez de bujías de la marca original anula la garantía de su vehículo. Dígalos que la ley de mejora de garantías de Magnuson-Moss prohíbe que las garantías estén supeditadas al uso de una marca específica de bujía, a menos que la marca se suministre de forma gratuita.

IMPORTANT INFORMATION YOU SHOULD KNOW

WHAT WARRANTIES COVER...

and what they do not.

According to the Magnuson-Moss Warranty Act, warranties on replacement parts and components (such as spark plugs) used to repair consumer products (such as an automobile) are covered by the act. Warranties on service, however, are not, unless there is a written agreement stating both product and workmanship are covered.

Furthermore, to be a true written warranty, a specific time period must be stated; the Champion guarantee, for example, is good for 2, 3, 5 or 7 years from date of purchase. This also relates to product disclosures; if there is no specific period of time cited on the document it is not considered a "written warranty" according to this act.

The Act also covers only the supplier who has actually made the written warranty. Retailers and resellers may have their own warranty policies, but they are not responsible or liable for the warranty offered by the manufacturer. That is the reason we ask you to contact Champion directly in the event you are dissatisfied with our products; we do not authorize our marketers or retailers to supply replacements or refunds.

Warranties might be confusing, but they are designed to protect you, the consumer. Champion spark plugs are covered by a written statement that guarantees your satisfaction. Installing Champion spark plugs as part of your regular preventive maintenance program will in no way reduce or negate your warranty.

INFORMATION IMPORTANTE

CE QUI EST COUVERT PAR LA GARANTIE...

et ce qui ne l'est pas.

Selon la Loi Magnuson-Moss relative aux garanties, les garanties sur les pièces et les composants de rechange (telles que les bougies d'allumage) utilisées pour réparer les produits des consommateurs (tels qu'une voiture) sont couvertes par cette loi. Les garanties sur le service, par contre, ne le sont pas, à moins d'une entente écrite stipulant que les produits et la main-d'oeuvre sont tous deux couverts.

De plus, pour qu'une garantie écrite soit valide, une période de temps spécifique, ou prescription, doit y être stipulée; La garantie Champion, par exemple, a une durée de 2, 3, 5, ou 7 ans à compter de la date d'achat. Cette condition s'applique également à l'indication des produits; selon cette loi, lorsque aucune période de temps, ou prescription, n'est stipulée sur le document, celui-ci n'est pas considéré comme une « garantie écrite ».

Par ailleurs, cette loi ne couvre que le fournisseur qui émet la garantie écrite. Les détaillants et les revendeurs peuvent avoir leurs propres politiques de garantie, mais ils n'ont aucune responsabilité quant à la garantie offerte par le fabricant. C'est pourquoi nous vous demandons de communiquer directement avec Champion si vous n'êtes pas satisfait de nos produits. Nous n'autorisons pas nos marchands ni nos détaillants à offrir des produits de rechange ou des remboursements. Bien que les garanties peuvent sembler compliquées, elles sont conçues spécialement pour protéger le consommateur. Les bougies d'allumage Champion sont couvertes par un énoncé écrit qui garantit votre satisfaction. Installer des bougies Champion dans le cadre d'un programme régulier d'entretien préventif n'annulera ni n'altérera en aucun cas la validité de votre garantie.

INFORMACIÓN IMPORTANTE QUE DEBE CONOCER

LO QUE CUBREN LAS GARANTÍAS ...

y lo que no cubren.

Según la ley de la mejora de garantías de Magnuson-Moss, las garantías sobre piezas y componentes de repuesto (tales como bujías) usados para reparar productos del consumidor (tales como un automóvil) están cubiertas por la ley. No obstante, las garantías sobre el servicio, no están cubiertas a menos que exista un acuerdo por escrito que indique que estén cubiertos tanto el producto como la mano de obra.

Además, para ser una verdadera garantía escrita, se debe indicar un período específico; La garantía de Champion, por ejemplo, es buena para 2, 3, 5 o 7 años contados a partir de la fecha de compra. Esto se relaciona también con las divulgaciones de productos; si no existe un período específico citado en el documento, no se considera una "garantía escrita" según esta ley.

La ley también cubre solamente el proveedor que haya dado realmente la garantía escrita. Los vendedores detallistas o revendedores pueden disponer de sus propias pólizas de garantías, pero no son responsables de la garantía ofrecida por el fabricante. Ésta es la razón por la que le pedimos que se ponga en contacto directamente con Champion en caso de que no esté satisfecho con nuestros productos; no autorizamos a nuestros distribuidores o vendedores detallistas que suministren repuestos o reembolsos.

Las garantías pueden ser confusas, pero están diseñadas para protegerle a usted, el consumidor. Las bujías Champion están cubiertas por una declaración escrita que garantiza su satisfacción. La instalación de bujías Champion como parte de su mantenimiento preventivo regular no disminuirán o negarán la garantía en medida alguna.

REMEMBER: It is against the law for warranties to be conditional on the use of a specific brand of spark plug—unless the brand is provided free.

REMARQUE : Il est illégal qu'une garantie soit conditionnelle à l'utilisation d'une marque spécifique de bougies, à moins que ces bougies soient fournies gratuitement.

RECUERDE: Es ilegal que las garantías estén condicionadas por el uso de una marca específica de bujía, a menos que la marca se proporcione de forma gratuita.



CHAMPION® IRIIDIUM

*** 7 YEAR UNLIMITED MILEAGE
 GUARANTEE OR THE MANUFACTURER'S
 RECOMMENDED CHANGE INTERVAL
 (WHICHEVER COMES LAST)!**

Champion Spark Plug, a brand of Federal-Mogul Motorparts, guarantees to consumer purchasers that Champion Iridium spark plugs will meet or exceed performance requirements in a properly tuned vehicle for **84** months, regardless of mileage driven, or for the manufacturer's recommended change interval (as indicated in the owner's manual), whichever comes last. If for any reason you don't feel completely satisfied with the performance of Champion Iridium spark plugs during the prescribed guarantee period, return the plug(s) with proof of purchase. Champion will refund the purchase price of the spark plugs.

This guarantee does not include vehicles used for commercial purposes (e.g. fleets) or performance events.

*** GARANTIE DE 7 ANS AVEC KILOMÉTRAGE
 ILLIMITÉ, OU SELON LES INTERVALLES DE
 REMPLACEMENT RECOMMANDÉS PAR LE
 FABRICANT (SELON LA DERNIÈRE ÉVENTUALITÉ)!**

Champion Spark Plug, marque de commerce de Federal-Mogul Motorparts, garantit aux consommateurs que les bougies Champion Iridium respecteront ou surpasseront les exigences de performance, lorsqu'elles sont utilisées dans un moteur dont le réglage est au point, pendant **84** mois peu importe le kilométrage effectué, ou selon l'intervalle de remplacement recommandé par le fabricant (indiqué dans le manuel du propriétaire), selon la dernière éventualité. Si pour quelque raison que ce soit vous n'êtes pas entièrement satisfait de la performance de vos bougies Champion Iridium durant la période de garantie prescrite, retournez simplement la ou les bougies accompagnées d'une preuve d'achat. Champion vous remboursera le prix d'achat de vos bougies.

Cette garantie exclut les véhicules utilisés à des fins commerciales (ex. : parcs de véhicules) ou pour des épreuves de performance.

**GARANTÍA * DE KILOMETRAJE ILIMITADO
 DE 7 AÑOS O EL INTERVALO DE CAMBIO
 RECOMENDADO POR EL FABRICANTE (¡LO
 QUE OCURRA EN ÚLTIMO LUGAR!)**

Champion Spark Plug, una marca de Federal-Mogul Motorparts, garantiza a los compradores consumidores que las bujías Iridium de Champion cumplirán o excederán los requisitos de rendimiento en un vehículo debidamente afinado durante **84** meses, sea cual sea la distancia recorrida, o durante el intervalo de cambio recomendado por el fabricante (según se indica en el manual del propietario), lo que ocurra en último lugar. Si por cualquier razón no se siente completamente satisfecho con el rendimiento de las bujías Iridium de Champion durante el período de garantía prescrito, devuelva las bujías con la prueba de compra. Champion le reembolsará el precio de compra de las bujías.

Esta garantía no incluye los vehículos usados en aplicaciones comerciales (por ejemplo, flotas) o acontecimientos de rendimiento.



DOUBLE PLATINUM POWER™

*** 5 YEAR UNLIMITED MILEAGE
 GUARANTEE OR THE MANUFACTURER'S
 RECOMMENDED CHANGE INTERVAL
 (WHICHEVER COMES LAST)!**

Champion Spark Plug, a brand of Federal-Mogul Motorparts, guarantees to consumer purchasers that Champion Double Platinum spark plugs will meet or exceed performance requirements in a properly tuned vehicle for **60** months, regardless of mileage driven, or for the manufacturer's recommended change interval (as indicated in the owner's manual), whichever comes last. If for any reason you don't feel completely satisfied with the performance of Champion Double Platinum spark plugs during the prescribed guarantee period, return the plug(s) with proof of purchase. Champion will refund the purchase price of the spark plugs.

This guarantee does not include vehicles used for commercial purposes (e.g. fleets) or performance events.

*** GARANTIE DE 5 ANS AVEC KILOMÉTRAGE
 ILLIMITÉ, OU SELON LES INTERVALLES DE
 REMPLACEMENT RECOMMANDÉS PAR LE
 FABRICANT (SELON LA DERNIÈRE ÉVENTUALITÉ)!**

Champion Spark Plug, marque de commerce de Federal-Mogul Motorparts, garantit aux consommateurs que les bougies Champion Double Platinum respecteront ou surpasseront les exigences de performance, lorsqu'elles sont utilisées dans un moteur dont le réglage est au point, pendant **60** mois peu importe le kilométrage effectué, ou selon l'intervalle de remplacement recommandé par le fabricant (indiqué dans le manuel du propriétaire), selon la dernière éventualité. Si pour quelque raison que ce soit vous n'êtes pas entièrement satisfait de la performance de vos bougies Champion Double Platinum durant la période de garantie prescrite, retournez simplement la ou les bougies accompagnées d'une preuve d'achat. Champion vous remboursera le prix d'achat de vos bougies.

Cette garantie exclut les véhicules utilisés à des fins commerciales (ex. : parcs de véhicules) ou pour des épreuves de performance.

**GARANTÍA * DE KILOMETRAJE ILIMITADO
 DE 5 AÑOS O EL INTERVALO DE CAMBIO
 RECOMENDADO POR EL FABRICANTE (¡LO
 QUE OCURRA EN ÚLTIMO LUGAR!)**

Champion Spark Plug, una marca de Federal-Mogul Motorparts, garantiza a los compradores consumidores que las bujías Double Platinum de Champion cumplirán o excederán los requisitos de rendimiento en un vehículo debidamente afinado durante **60** meses, sea cual sea la distancia recorrida, o durante el intervalo de cambio recomendado por el fabricante (según se indica en el manual del propietario), lo que ocurra en último lugar. Si por cualquier razón no se siente completamente satisfecho con el rendimiento de las bujías Double Platinum de Champion durante el período de garantía prescrito, devuelva las bujías con la prueba de compra. Champion le reembolsará el precio de compra de las bujías.

Esta garantía no incluye los vehículos usados en aplicaciones comerciales (por ejemplo, flotas) o acontecimientos de rendimiento.



PLATINUM POWER™

*** 3 YEAR UNLIMITED MILEAGE
 GUARANTEE OR THE MANUFACTURER'S
 RECOMMENDED CHANGE INTERVAL
 (WHICHEVER COMES LAST)!**

Champion Spark Plug, a brand of Federal-Mogul Motorparts, guarantees to consumer purchasers that Champion Platinum Power spark plugs will meet or exceed performance requirements in a properly tuned vehicle for **36** months, regardless of mileage driven, or for the manufacturer's recommended change interval (as indicated in the owner's manual), whichever comes last. If for any reason you don't feel completely satisfied with the performance of Champion Platinum Power and Premium Gold spark plugs during the prescribed guarantee period, return the plug(s) with proof of purchase. Champion will refund the purchase price of the spark plugs.

This guarantee does not include vehicles used for commercial purposes (e.g. fleets) or performance events.

*** GARANTIE DE 3 ANS AVEC KILOMÉTRAGE
 ILLIMITÉ, OU SELON LES INTERVALLES DE
 REMPLACEMENT RECOMMANDÉS PAR LE
 FABRICANT (SELON LA DERNIÈRE ÉVENTUALITÉ)!**

Champion Spark Plug, marque de commerce de Federal-Mogul Motorparts, garantit aux consommateurs que Champion Platinum Power respecteront ou surpasseront les exigences de performance, lorsqu'elles sont utilisées dans un moteur dont le réglage est au point, pendant **36** mois peu importe le kilométrage effectué, ou selon l'intervalle de remplacement recommandé par le fabricant (indiqué dans le manuel du propriétaire), selon la dernière éventualité. Si pour quelque raison que ce soit vous n'êtes pas entièrement satisfait de la performance de vos bougies Champion Platinum Power et Premium Gold et durant la période de garantie prescrite, retournez simplement la ou les bougies accompagnées d'une preuve d'achat. Champion vous remboursera le prix d'achat de vos bougies.

Cette garantie exclut les véhicules utilisés à des fins commerciales (ex. : parcs de véhicules) ou pour des épreuves de performance.

**GARANTÍA * DE KILOMETRAJE ILIMITADO
 DE 3 AÑOS O EL INTERVALO DE CAMBIO
 RECOMENDADO POR EL FABRICANTE
 (¡LO QUE OCURRA EN ÚLTIMO LUGAR!)**

Champion Spark Plug, una marca de Federal-Mogul Motorparts, garantiza a los compradores consumidores que las bujías Platinum Power de Champion cumplirán o excederán los requisitos de rendimiento en un vehículo bien afinado durante **36** meses, sea cual sea la distancia recorrida, o durante el intervalo de cambio recomendado por el fabricante (según se indica en el manual del propietario), lo que ocurra en último lugar. Si por cualquier razón no se siente completamente satisfecho con el rendimiento de las bujías automotrices Platinum Power y Premium Gold de Champion durante el período de garantía prescrito, devuelva las bujías con la prueba de compra. Champion le reembolsará el precio de compra de las bujías.

Esta garantía no incluye los vehículos usados en aplicaciones comerciales (por ejemplo, flotas) o acontecimientos de rendimiento.





SPARK PLUG GUARANTEE
GARANTIE DES BOUGIES
GARANTÍA DE LAS BUJÍAS



COPPER PLUS®

*** 2 YEAR UNLIMITED MILEAGE GUARANTEE OR THE MANUFACTURER'S RECOMMENDED CHANGE INTERVAL (WHICHEVER COMES LAST)!**

Champion Spark Plug, a brand of Federal-Mogul Motorparts, guarantees to consumer purchasers that Champion Copper Plus spark plugs will meet or exceed performance requirements in a properly tuned vehicle for 24 months, regardless of mileage driven, or for the manufacturer's recommended change interval (as indicated in the owner's manual), whichever comes last. If for any reason you don't feel completely satisfied with the performance of Champion Copper Plus spark plugs during the prescribed guarantee period, return the plug(s) with proof of purchase. Champion will refund the purchase price of the spark plugs.

This guarantee does not include vehicles used for commercial purposes (e.g. fleets) or performance events.

*** GARANTIE DE 2 ANS AVEC KILOMÉTRAGE ILLIMITÉ, OU SELON LES INTERVALLES DE REMPLACEMENT RECOMMANDÉS PAR LE FABRICANT (SELON LA DERNIÈRE ÉVENTUALITÉ)!**

Champion Spark Plug, marque de commerce de Federal-Mogul Motorparts, garantit aux consommateurs que les bougies Champion Copper Plus respecteront les exigences de performance, lorsqu'elles sont utilisées dans un moteur dont le réglage est au point, pendant 24 mois peu importe le kilométrage effectué, ou selon l'intervalle de remplacement recommandé par le fabricant (indiqué dans le manuel du propriétaire), selon la dernière éventualité. Si pour quelque raison que ce soit vous n'êtes pas entièrement satisfait de la performance de vos bougies Champion Copper Plus durant la période de garantie prescrite, retournez simplement la ou les bougies accompagnées d'une preuve d'achat. Champion vous remboursera le prix d'achat de vos bougies.

Cette garantie exclut les véhicules utilisés à des fins commerciales (ex. : parcs de véhicules) ou pour des épreuves de performance.

GARANTÍA * DE KILOMETRAJE ILIMITADO DE 2 AÑOS O EL INTERVALO DE CAMBIO RECOMENDADO POR EL FABRICANTE (¡LO QUE OCURRA EN ÚLTIMO LUGAR!)

Champion Spark Plug, una marca de Federal-Mogul Motorparts, garantiza a los compradores consumidores que las bujías Copper Plus de Champion cumplirán o excederán los requisitos de rendimiento en un vehículo bien afinado durante 24 meses, sea cual sea la distancia recorrida, o durante el intervalo de cambio recomendado por el fabricante (según se indica en el manual del propietario), lo que ocurra en último lugar. Si por cualquier razón no se siente completamente satisfecho con el rendimiento de las bujías automotrices Copper Plus de Champion durante el período de garantía prescrito, devuelva las bujías con la prueba de compra. Champion le reembolsará el precio de compra de las bujías.

Esta garantía no incluye los vehículos usados en aplicaciones comerciales (por ejemplo, flotas) o acontecimientos de rendimiento.



NON-AUTOMOTIVE SPARK PLUG GUARANTEE

When installed in accordance with Champion recommendations, non-automotive Champion spark plugs will meet and/or exceed warranty requirements of all vehicle and engine manufacturers. Installation and use of Champion spark plugs will not void any manufacturer's vehicle or engine warranty.

GARANTIE SUR LES BOUGIES POUR USAGE NON AUTOMOBILE

Lorsqu'elles sont installées selon les recommandations de Champion, les bougies pour usage non automobile respectent ou surpassent les exigences de la garantie de tous les fabricants de véhicules et de moteurs. L'installation et l'utilisation des bougies Champion n'invalidera aucune des garanties offertes par les fabricants de véhicules et de moteurs.

GARANTÍA DE BUJÍAS NO AUTOMOTRICES

Cuando se instalan según las recomendaciones de Champion, las bujías no automotrices de Champion cumplirán o excederán los requisitos de garantía de todos los fabricantes de vehículos y motores. La instalación y el uso de las bujías Champion no anularán ninguna garantía del vehículo o motor del fabricante.

GLOW PLUG * 30 DAY GUARANTEE

Champion Spark Plug, a brand of Federal-Mogul Motorparts, guarantees to consumer purchasers that Champion glow plugs meet and/or exceed original equipment specifications, and are guaranteed against material and workmanship for 30 days from the date of purchase. If for any reason you don't feel completely satisfied with the materials used or the workmanship of Champion glow plugs, return the plug(s) with proof of purchase to Champion Spark Plug and you will receive a refund at purchase price.

BOUGIES INCANDESCENTES * GARANTIE DE 30 JOURS

Champion Spark Plug, marque de commerce de Federal-Mogul Motorparts, garantit aux consommateurs que les bougies incandescentes Champion respectent ou surpassent les exigences de l'équipement d'origine, et qu'elles sont garanties contre tout défaut de matériaux et de fabrication pendant 30 jours à compter de la date d'achat. Si pour quelque raison que ce soit vous n'êtes pas entièrement satisfait des matériaux utilisés ou de la fabrication des bougies incandescentes Champion, retournez simplement la ou les bougies accompagnées de la preuve d'achat à Champion Spark Plug et l'on vous remboursera le prix d'achat.

BUJÍA INCANDESCENTE * GARANTÍA DE 30 DÍAS

Champion Spark Plug, una marca de Federal-Mogul Motorparts, garantiza a los compradores consumidores que las bujías incandescentes Champion cumplen o exceden las especificaciones de los equipos originales, y están garantizadas que no tienen defectos de material o mano de obra durante 30 días a partir de la fecha de compra. Si por cualquier razón no se siente completamente satisfecho con los materiales usados y la mano de obra de las bujías incandescentes Champion, devuelva las bujías con la prueba de compra a Champion Spark Plug y se le reembolsará el precio de compra.

INSTRUCTIONS FOR RETURN

If for any reason you don't feel completely satisfied with the performance of Champion spark plugs during the prescribed guarantee period:

Return plugs, proof of purchase and written explanation to:

Federal-Mogul Motorparts
 Attn: Champion Guarantee
 3168 Riverport Tech Center Drive
 Maryland Heights, MO 63043

Champion Spark Plug and Federal-Mogul Corp. do not authorize its marketers or retailers to supply replacement or refund.

INSTRUCTIONS DE RETOUR

Si pour quelque raison que ce soit vous n'êtes pas entièrement satisfait de la performance des bougies Champion durant la période de garantie prescrite :

Retournez les bougies ainsi qu'une preuve d'achat et une explication par écrit à :

Federal-Mogul Motorparts
 Attn: Champion Guarantee
 3168 Riverport Tech Center Drive
 Maryland Heights, MO 63043

Les agents de mise en marché et détaillants de Champion Spark Plug et Federal-Mogul Corp. ne sont aucunement autorisés à remplacer les produits ou à effectuer les remboursements.

INSTRUCCIONES PARA LA DEVOLUCIÓN

Si por cualquier razón no está satisfecho completamente con el rendimiento de las bujías Champion durante el período de garantía prescrito: Envíe las bujías, prueba de compra y una explicación por escrita a:

Federal-Mogul Motorparts
 Attn: Champion Guarantee
 3168 Riverport Tech Center Drive
 Maryland Heights, MO 63043

Champion Spark Plug y Federal-Mogul Corp. no autorizan a sus distribuidores o vendedores detallistas que suministren bujías de repuesto o reembolso.

* These guarantees do not extend to damages due to misuse, accident, abuse, neglect, improper installation or application. These guarantees are limited solely to the refund cost of the spark plugs and do not include the cost of labor for removal or installation.

* Ces garanties excluent les dommages causés par une mauvaise utilisation, un accident, un usage abusif, la négligence et une application ou une installation inappropriée. Ces garanties se limitent uniquement au remboursement du coût des bougies et excluent les frais de main-d'œuvre pour la dépose ou l'installation.

* Estas garantías no cubren los daños debidos al uso indebido, accidente, abuso, negligencia, instalación o aplicación inadecuada. Estas garantías se limitan únicamente al costo de reembolso de las bujías y no incluyen el costo de la mano de obra para el desmontaje o instalación.



CHAMPION CABINET AND ASSORTMENTS
ARMOIRES ET ASSORTIMENTS CHAMPION
ARMARIO Y VARIÉDADS DE CHAMPION

Three ways to order cabinet, with or without plugs!

Attractive spark plug storage cabinet mounts to a wall or stands alone. Sturdy construction keeps inventory clean, organized and protected. This fully adjustable 5-shelf system holds Champion Service Shop Packs and boxed product.

Trois façons de commander une armoire de rangement, avec ou sans bougies!

Armoire de rangement attrayante à montage mural ou au sol. Meuble de fabrication solide permettant de garder le stock bien rangé, bien organisé et en toute sécurité. Ce système à 5 tablettes entièrement réglables convient aux emballages d'atelier de réparation Champion et aux produits en boîte.

¡Tres formas de pedir el armario, con o sin bujías!

Armario atractivo para guardar las bujías que se puede montar en una pared o dejarse solo. Es de construcción fuerte y mantiene el inventario limpio, organizado y protegido. Este sistema de 5 estantes completamente ajustable contiene paquetes de taller Champion y producto en cajas.

CABINET ALONE
Reorder No. CHP100

Large for lots of storage, 26.5" x 30" x 10" with 4 adjustable shelves and a built-in catalog holder. Attractive with black powder coat finish and Champion graphics.

SINGLE LINE INSTALLER
(180 plugs) Reorder No. 68827

Includes the cabinet and spark plugs:

11/RF18YC	318/RC12MC4
13/RS14YC6	322/RN11YC4
15/RS15LYC	401/RS12YC
17/RV19YC6	404/RN12YC
18/RV15YC4	405/RN14YC
19/RV19YC	406/RV12YC
25/RV17YC	407/RS14LC
37/RV17YC6	408/RS14YC
66/RJ18YC6	415/RN9YC
71/RC12YC	418/RC9YCN4
79/RV15YC6	430/RC9YC4
89/RC12YC5	431/RC14YC
308/RN12MC4	

SMALL ENGINE
(144 plugs) Reorder No. 68822

Includes the cabinet and spark plugs:

(48) 843S/CJ8	(72) 861S/J19LM
(24) 846S/CJ14	

ARMOIRE SEULEMENT
N° de pièce CHP100

Grande dimension offrant un grand espace de rangement : 26,5 po x 30 po x 10 po avec 4 tablettes réglables et support de catalogues intégré. Attrayant grâce au fini par poudrage noir et aux éléments visuels Champion.

BOUGIES POUR INSTALLATEURS DE LIGNE UNIQUE
(180 bougies) N° de pièce 68827

Comprend l'armoire et les bougies :

11/RF18YC	318/RC12MC4
13/RS14YC6	322/RN11YC4
15/RS15LYC	401/RS12YC
17/RV19YC6	404/RN12YC
18/RV15YC4	405/RN14YC
19/RV19YC	406/RV12YC
25/RV17YC	407/RS14LC
37/RV17YC6	408/RS14YC
66/RJ18YC6	415/RN9YC
71/RC12YC	418/RC9YCN4
79/RV15YC6	430/RC9YC4
89/RC12YC5	431/RC14YC
308/RN12MC4	

BOUGIES POUR PETITS MOTEURS
(144 bougies) N° de pièce 68822

Comprend l'armoire et les bougies :

(48) 843S/CJ8	(72) 861S/J19LM
(24) 846S/CJ14	

ARMARIO SOLAMENTE
N° de pieza CHP100

Amplio para almacenar grandes cantidades, 26,5" x 30" x 10" con 4 estantes ajustables y un portacatálogos integrado. Atractivo con acabado de revestimiento de negro y gráficos de Champion.

INSTALADOR DE UNA SOLA GAMA DE PRODUCTOS
(180 bujías) N° de pieza 68827

Incluye el gabinete y las bujías:

11/RF18YC	318/RC12MC4
13/RS14YC6	322/RN11YC4
15/RS15LYC	401/RS12YC
17/RV19YC6	404/RN12YC
18/RV15YC4	405/RN14YC
19/RV19YC	406/RV12YC
25/RV17YC	407/RS14LC
37/RV17YC6	408/RS14YC
66/RJ18YC6	415/RN9YC
71/RC12YC	418/RC9YCN4
79/RV15YC6	430/RC9YC4
89/RC12YC5	431/RC14YC
308/RN12MC4	

MOTOR PEQUEÑO
(144 bujías) N° de pieza 68822

Incluye el gabinete y las bujías:

(48) 843S/CJ8	(72) 861S/J19LM
(24) 846S/CJ14	



CHAMPION DELUXE FENDER COVER
PROTÈGE-AILE DE LUXE CHAMPION
CUBIERTA GUARDAFANGOS DELUXE CHAMPION

CT-600

This deluxe cover is constructed of tough, easy-to-clean vinyl. This handy service item has a cushioned tool ridge and trimmed edging to keep your customers' cars free from damaging stains and scratches.

CT-600

Ce protégé-aile de luxe est fait de vinyle résistant et facile à nettoyer. Cet article pratique est muni d'une pochette à outils coussinée et d'une bordure, et permet de garder les voitures des clients à l'abri des taches et des égratignures.

CT-600

Esta cubierta de lujo está hecha de vinilo resistente fácil de limpiar. Este componente de servicio útil tiene un reborde acolchado para herramientas y bordes recortados para no manchar ni rayar los automóviles de sus clientes.



SPARK PLUG INSTALLATION TOOL
OUTIL POUR INSTALLATION DE BOUGIES
HERRAMIENTA DE INSTALACIÓN DE BUJÍAS



CT-700

Accessing the plug bores on many of today's engines including automotive, small engine, agriculture and industrial can be very difficult, which adds time to the job and increases the chances of damaging the threads in the plug or cylinder head. This spark plug installation tool solves these challenges speeds the job in even the tightest engine spaces and helps prevent cross-threading of the plug and cylinder head.

The Champion spark plug installation tool (CT-700) is a 12-inch-long molded rubber adapter tapered ends that securely holds the spark plug as the user reaches into the engine compartment and threads the plug into the cylinder head. Once the plug is hand-tight in the bore, the tool can easily be pulled out so the user can complete the job with a torque wrench. The extremely affordable CT-700 tool can be used with virtually any size of spark plug. Sold in box of 20.

CT-700

Il peut être difficile d'avoir accès à l'alésage des bougies sur bon nombre de moteurs modernes, notamment les petits moteurs, les moteurs d'automobile, les moteurs de véhicules agricoles et les moteurs industriels, ce qui prolonge la durée de la réparation et augmente le risque d'endommager le filetage de la bougie ou de la culasse. Cet outil pour installation de bougies résout ces problèmes et rend la tâche plus facile, même sur les moteurs dont l'accès est très restreint, et prévient la déformation et l'arrachement des filets de la bougie et de la culasse.


L'outil pour installation de bougies Champion (CT-700) se compose d'un adaptateur en caoutchouc moulé de 12 pouces de long muni d'extrémités coniques qui maintiennent la bougie en place tandis que l'utilisateur visse la bougie dans la culasse à l'intérieur du compartiment moteur. Une fois que la bougie est serrée à la main dans l'alésage, il est facile de retirer l'outil de sorte que l'utilisateur puisse terminer le serrage au moyen d'une clé. Extrêmement abordable, cet outil CT-700 convient à presque tous les calibres de bougie. Vendu en boîtes de 20.

CT-700

El acceso a las perforaciones de las bujías en muchos de los motores actuales incluidos los motores automotrices, pequeños, agrícolas e industriales puede resultar muy difícil, lo que prolonga el trabajo y aumenta las posibilidades de dañar las roscas en la bujía o en la cabeza del cilindro. Esta herramienta de instalación de bujías resuelve estos retos, acelera el trabajo incluso en los espacios del motor más estrechos y ayuda a prevenir los daños en las roscas de la bujía y la cabeza del cilindro.

La herramienta de instalación de bujías Champion (CT-700) es un adaptador de goma moldeado de 12 pulgadas de largo con extremos cónicos que sujetan firmemente la bujía cuando el usuario introduce el brazo en el compartimiento del motor y enrosca la bujía en la cabeza del cilindro. Una vez que la bujía esté apretada en la perforación, la herramienta se puede extraer fácilmente de modo que el usuario pueda completar el trabajo con una llave dinamométrica. La extraordinariamente asequible herramienta CT-700 puede usarse con prácticamente cualquier tamaño de bujía. Se vende en cajas de 20 unidades.

GAP GAUGES
JAUGES D'ÉCARTEMENT
CALIBRES PARA SEPARACIÓN ENTRE PUNTAS



SILVER DOLLAR TAPER

A. CT-481
 Circular taper gap gauge shows inch and millimeter ranging from .020 to .100" (0.6-2.4mm). Use only to measure, not to pry to adjust.

B. Retractable Fine Wire
CT-466, Reorder No. 94608

C. Spark Plug Gap Wire Gauge
CT-482 Gauge measures spark plug electrode gaps from 0.025 to 0.045" (0.635 to 1.143mm).
CT-483 Gauge measures spark plug electrode gaps on gap plus from 0.040 to 0.080" (1.016 to 2.032mm).

BOUGIES À SIÈGE CONIQUE CIRCULAIRE

A. CT-481
 Jauge d'écartement à conicité circulaire en pouces et en millimètres de 0,020 po à 0,100 po (0,6 – 2,4 mm). Sert uniquement à mesurer — ne pas s'en servir comme levier pour effectuer le réglage.

B. Bougies à fil fin escamotable
CT-466, n° de pièce 94608

C. Jauge d'épaisseur à fils pour bougies
CT-482 Jauge pour mesurer l'écartement des électrodes de bougie de 0,025 po à 0,045 po (0,635 mm à 1,143 mm).
CT-483 Jauge pour mesurer l'écartement des électrodes de bougie de 0,040 po à 0,080 po (1,016 mm à 2,032 mm).

CALIBRADOR DE CONICIDAD CIRCULAR

A. CT-481
 Calibrador de conicidad circular para separación entre puntas que mide distancias en pulgadas y milímetros que oscilan entre 0,020" y 0,100" (0,6 – 2,4 mm). Use solamente para medir, no para apalancar con el fin de ajustar.

B. Cable fino retráctil CT-466,
N° de pieza 94608

C. Calibrador de alambre para separaciones entre electrodos de bujías
CT-482 El calibre mide las separaciones entre electrodos de las bujías de 0.025 a 0.045" (0.635 a 1.143mm).
CT-483 El calibre mide las separaciones entre los electrodos de las bujías de 0.040" a 0.080" (1.016 a 2.032mm).

SPARK PLUG INSPECTION TRAY & VIEWER
PLATEAU D'INSPECTION ET VISUALISATEUR DE BOUGIES
BANDEJA Y VISOR DE INSPECCIÓN DE BUJÍAS

CT-500


Viewing spark plugs has never been more convenient or easier. This sturdy steel plug tray holds up to eight plugs and is constructed to last through years of use.

CT-500

L'examen des bougies n'a jamais été aussi facile et pratique. Ce plateau en acier robuste peut contenir jusqu'à huit bougies et est conçu pour durer des années.

CT-500

Nunca ha sido tan conveniente o fácil inspeccionar bujías. Esta bandeja fuerte de acero para bujías contiene hasta ocho bujías y dura muchos años.





Trilingual Display Materials Included!

Matériel de présentation trilingue compris
¡Se incluyen materiales de expositor en tres idiomas!

- English
- English/French
- English/Spanish



Trilingual Display Materials Included!

Matériel de présentation trilingue compris
¡Se incluyen materiales de expositor en tres idiomas!

- English
- English/French
- English/Spanish

SUMMER
ÉTÉ
VERANO **CHASP10**

Work and Play Spark Plug Display Assortment

Champion Assortment (CHASP10) is designed for summer work and play small engines.

- 48 Champion spark plugs: 8 each of Small Engine RJ19LM, RCJ8 and J8C, and Power Sport 8809, 8902 and 8812
- Attention-grabbing counter display

Présentoir et assortiment de bougies pour le travail et les loisirs

L'assortiment Champion (CHASP10) est conçu pour les petits moteurs d'équipement de jardin et de véhicules de loisir.

- 48 bougies Champion — 8 de chacune : Small Engine RJ19LM, RCJ8 et J8C, et Power Sport 8809, 8902 et 8812
- Présentoir accrocheur pour comptoir

Surtido de expositor de bujías de trabajo y recreo

El surtido Champion (CHASP10) está diseñado para motores pequeños de trabajo y recreo veraniegos.

- 48 bujías Champion: 8 de cada una de los siguientes, Small Engine RJ19LM, RCJ8 y J8C, y Power Sport 8809, 8902 y 8812
- Expositor de mostrador que llama la atención

WINTER
HIVER
INVIERNO **CHAWT09**

Spark Plug Display Assortment

Champion Assortment Display (CHAWT09) is designed for hard working winter season small engines.

- 48 Champion spark plugs: 16 RJ19LM, and 8 each of N4C, RJ17LM, J8C and RC12YC
- Attention-grabbing counter display

Présentoir et assortiment de bougies

L'assortiment Champion (CHAWT09) est conçu pour les petits moteurs d'équipement hivernal durs à la tâche.

- 48 bougies Champion — 16 RJ19LM et 8 de chacune : N4C, RJ17LM, J8C et RC12YC
- Présentoir accrocheur pour comptoir

Surtido de expositor de bujías

El expositor de surtido Champion (CHAWT09) está diseñado para motores pequeños para trabajos duros de invierno.

- 48 bujías Champion: 16 RJ19LM, y 8 de cada una de las siguientes N4C, RJ17LM, J8C y RC12YC
- Expositor de mostrador que llama la atención



ARE YOU READY FOR TUNE-UP TIME? C'EST LE TEMPS D'UNE MISE AU POINT... ÊTES-VOUS PRÊT? ¿ESTÁ LISTO PARA EL AFINADO?

Champion® All-in-One Lawn Mower Tune-Up Kit
Trousse de mise au point pour tondeuse tout-en-un Champion®
Juego de afinado de cortacésped All-in-One de Champion®



Includes:/ Comprend :/ Incluye:

- Air Filter / Filtre à air / Filtro de aire
- Fuel Stabilizer / Stabilisateur de carburant / Estabilizador de combustible
- Champion Spark Plug / Bougie Champion / Bujía Champion
- 4-cycle Oil / Huile pour moteur à 4 temps / Aceite de 4 tiempos
- Oil Funnel / Entonnoir / Embudo de aceite
- Drain Pan / Bac de récupération d'huile / Bandeja de drenaje

PACKAGE CONVERTS TO DRIP PAN AND FUNNEL.
L'EMBALLAGE SERT DE BAC ET D'ENTONNOIR.

EL PAQUETE SE CONVIERTE EN BANDEJA DE GOTEO Y EMBUDO.



1
DRAIN OIL
VIDANGER L'HUILE
DRENE EL ACEITE



2
PUT IN NEW OIL
REEMPLIR D'HUILE FRAÎCHE
PONGA ACEITE NUEVO



3
RECYCLE
RECYCLER
RECICLE

Part Number N° de pièce Número de pieza		Champion Spark Plug Bougie Bujía Champion	Replaces Air Filter # Remplace le filtre à air n° Reemplaza el filtro de aire no.	Application Application Aplicación
U. S.	Canada			
BS11	BS11C	RJ19LM	5043D/491588S	Briggs & Stratton 3.5HP - 6.5HP Quantum® Engines / Moteurs / Motores
BS12	BS12C	RJ19LM	5088D/698369	Briggs & Stratton 3.5HP - 4.5HP Q45® Classic™, Sprint™, Quattro™ Engines / Moteurs / Motores
HM21	HM21C	RN9YC	17210-ZE6-003 17210-ZE6-505 17211-888-013	Honda 3.5HP - 5.0HP Engines for Older Applications Moteurs de véhicules plus anciens Motores de para aplicaciones más antiguas
HM22	HM22C	RN11YC4	17211-Z68-000 17211-Z68-003	Honda HRR, HRX Applications, 5.0+ Mulcher Engine Moteur de déchiqueteuse Motor de abonadora





Description Descripción Descripción	Part Number N° de pièce Número de pieza		Size Format Tamaño		Treatment Per Bottle Traitements par bouteille Tratamiento por botella		Case Qty. Qté/ caisse Cantidad por caja	
	US	Canada	US	Canada	US	Canada		
<p>2-Cycle Engine Oil Kit 6 count 2.56 fl. oz. (74mL) / 1 Gallon (3.78L) Mix Bottles</p> <ul style="list-style-type: none"> Protects against engine wear and corrosion <p>Ensemble huile moteur 2 temps 6 bouteilles de mélange 74 ml (2,56 oz liq.) / 3,78 L (1 gal)</p> <ul style="list-style-type: none"> Protège le moteur contre l'usure et la corrosion <p>Juego de aceite de motor de 2 tiempos 6 botellas de mezcla de 2.56 onzas fluidas (74m L) / 1 galón (3.78 L)</p> <ul style="list-style-type: none"> Protege el motor contra el desgaste y la corrosión 		4915L	5915LC	2.56 fl. oz.	74 mL	1 Gal.	3.78L	48
<p>2-Cycle Engine Oil Kit 6 count 6.4 fl. oz. (189mL) / 2.5 Gallon (9.46L) Mix Bottles</p> <p>Ensemble huile moteur 2 temps 6 bouteilles de mélange 189 ml (6,4 oz liq.) / 9,46 L (2,5 gal)</p> <p>Juego de aceite de motor de 2 tiempos 6 botellas de mezcla de 6.4 onzas fluidas (189 mL) / 2.5 galones (9.46 L)</p>		4915J	591JC	6.4 fl. oz.	189mL	2.5 Gal.	9.46L	48
<p>2-Cycle Engine Oil 12.8 fl. oz. (378mL) / 5 Gallon (18.93L) Mix Bottles</p> <p>Huile moteur 2 temps Bouteilles de mélange 378 ml (12,8 oz liq.) / 18,93 L (5 gal)</p> <p>Aceite de motor de 2 tiempos Botellas de mezcla de 12.8 onzas fluidas (378 mL) / 5 galones (18.93 L)</p>		4915K	5915KC	12.8 fl. oz.	378mL	5 Gal.	18.93L	12
<p>4-Cycle Lawn Mower Oil™</p> <ul style="list-style-type: none"> Specially formulated 4-cycle oil with higher detergency and anti-wear additives for warm weather <p>4-Cycle Lawn Mower Oil™</p> <ul style="list-style-type: none"> Huile moteur 4 temps de formule spéciale avec additifs détergent et antiusure pour la saison chaude <p>4-Cycle Lawn Mower Oil™</p> <ul style="list-style-type: none"> Aceite de 4 tiempos formulado especialmente con mayor detergencia y aditivos antidesgaste para tiempos 		4992E	5992EC	20 fl. oz.	594mL			12
<p>Fuel Stabilizer™</p> <ul style="list-style-type: none"> Keeps fuel fresh <p>Fuel Stabilizer™</p> <ul style="list-style-type: none"> Garde le carburant frais <p>Fuel Stabilizer™</p> <ul style="list-style-type: none"> Mantiene el combustible fresco 		4903L	5903LC	2.5 fl. oz.	74mL			48
		4903M	5903MC	8 fl. oz.	237mL			12
<p>Chain Lube Multi-Purpose Spray Grease™ Waterproof Lubricant™</p> <ul style="list-style-type: none"> Works in all types of weather Repels water and resists heat deterioration <p>Chain Lube Multi-Purpose Spray Grease™ Waterproof Lubricant™</p> <ul style="list-style-type: none"> Convient à toutes les conditions climatiques Repousse l'eau et résiste à la détérioration causée par la chaleur <p>Chain Lube Multi-Purpose Spray Grease™ Waterproof Lubricant™</p> <ul style="list-style-type: none"> Funciona en todo tipo de condiciones meteorológicas Repele el agua y resiste el deterioro del calor 		4998I	5988IC	14 fl. oz.	397 grams			12



AUTOMOTIVE PERFORMANCE ADDITIVES & LUBRICANTS

ADDITIFS ET LUBRIFIANTS POUR VÉHICULES AUTOMOBILES
ADITIVOS Y LUBRICANTES DE RENDIMIENTO AUTOMOTRIZ



Champion performance additives & lubricants are formulated to give your customers' vehicles peak performance and years of trouble-free operation.

Les additifs et lubrifiants Champion sont formulés pour rétablir la performance optimale des véhicules de vos clients et leur offrir des années de fonctionnement sans problèmes.

Los aditivos y lubricantes de rendimiento Champion están formulados para dar a los vehículos de sus clientes un rendimiento máximo y años de funcionamiento sin problemas.



#49511 (US) #59511C (CDN)

COMPLETE FUEL SYSTEM CLEANER™ LIKE A TUNE-UP IN YOUR TANK™

- Cleans and protects complete fuel system
 - Removes combustion chamber deposits
 - Restores fuel economy and lost power
 - Treats up to 21 gallons
 - 16-oz./473mL bottle
 - Case Qty. 8
- Nettoie et protège l'intégralité du circuit d'alimentation
 - Élimine les dépôts dans les chambres de combustion
 - Rétablit la consommation de carburant et la puissance d'origine
 - Traite jusqu'à 79,5 L (21 gal)
 - Bouteille de 473 ml/16 oz
 - Qté/caisse : 8
- Limpia y protege el sistema de combustible completo
 - Elimina los depósitos de la cámara de combustión
 - Restablece el menor consumo de combustible y la potencia perdida
 - Trata hasta 21 galones
 - Botella de 16 onzas/473 mL
 - Cantidad por caja 8

#49521 (US) #59521C (CDN)

OCTANE BOOSTER™ BOOSTS UP TO 15 POINTS!™

- With MMT™ Power Boost
 - Stops engine knock and rough idle
 - Increases fuel efficiency
 - Boosts acceleration
 - 16-oz./473mL bottle
 - Case Qty. 8
- Avec antidétonant MMT™
 - Met fin aux détonations et au ralenti irrégulier du moteur
 - Accroît le rendement du carburant
 - Améliore l'accélération
 - Bouteille de 473 ml/16 oz
 - Qté/caisse : 8
- Con refuerzo de potencia MMT™
 - Elimina las detonaciones del motor y el ralenti irregular
 - Aumenta la eficiencia de combustible
 - Refuerza la aceleración
 - Botella de 16 onzas/473 mL
 - Cantidad por caja 8



#49531 (US) #59531C (CDN)

ENGINE PROTECTANT OIL TREATMENT™ ADVANCED TIME-RELEASE FORMULA™

- Maximum engine wear protection
 - Extends oil viscosity life
 - Keeps engine cleaner — longer
 - 16-oz./473mL bottle
 - Case Qty. 8
- Offre au moteur une protection maximale contre l'usure
 - Préserve la viscosité de l'huile plus longtemps
 - Garde le moteur plus propre, plus longtemps
 - Bouteille de 473 ml/16 oz
 - Qté/caisse : 8
- Máxima protección de desgaste del motor
 - Prolonga la duración de la viscosidad de aceite
 - Mantiene el motor más limpio — más tiempo
 - Botella de 16 onza/473 mL
 - Cantidad por caja. 8

#49551 (US) #59551C (CDN)

DIESEL FUEL CONDITIONER/ANTIGEL™ IMPROVES FUEL PERFORMANCE™

- Improves cold flow/prevents freezing
 - Cleans fuel system
 - 16-oz./473mL bottle
 - Case Qty. 8
- Améliore le débit de carburant par temps froid et en prévient le gel
 - Nettoie le circuit d'alimentation
 - Bouteille de 473 ml/16 oz
 - Qté/caisse : 8
- Mejora el flujo en frío/impide la congelación
 - Limpia el sistema de combustible
 - Botella de 16 onzas/473 mL
 - Cantidad por caja 8





#4901K (US) #5901KC (CDN)

SUPER CONCENTRATED FUEL INJECTOR CLEANER™
 RESTORES POWER AND PERFORMANCE™

- Unclogs fuel injectors
- Reduces stalling, rough idle and knocks
- 12-oz./354mL bottle
- Case Qty. 8
- Débloque les injecteurs obstrués
- Réduit le calage, le ralenti irrégulier et les détonations du moteur
- Bouteille de 354 ml/12 oz
- Qté/caisse : 8
- Desatasca los inyectores de combustible
- Reduce el calado, el ralenti irregular y las detonaciones
- Botella de 12 onzas/354 mL
- Cantidad por caja 8

#4954I (US) #5954IC (CDN)

TRUCK/SUV SUPER CONCENTRATED FUEL INJECTOR CLEANER™
 FORMULATED FOR HARD WORKING ENGINES™

- Cleans and protects complete fuel system (carburetor, injectors and intake valves)
- Targets hardened fuel deposits in large engines
- Treats up to 40 gallons
- 16-oz./473mL bottle
- Case Qty. 8
- Nettoie et protège l'intégralité du circuit d'alimentation (carbureteur, injecteurs et soupapes d'admission)
- Cible les dépôts de carburant durcis dans les gros moteurs
- Traite jusqu'à 151 L (40 gal)
- Bouteille de 473 ml/16 oz
- Qté/caisse : 8
- Limpia y protege todo el sistema de combustible (carbador, inyectores y válvulas de admisión)
- Se usa para depósitos de combustible endurecidos en motores grandes
- Trata hasta 40 galones
- Botella de 16 onzas/473 mL
- Cantidad por caja 8



#4900K (US) #5900KC (CDN)

POWER STEERING FLUID™
 PLUS STOP LEAK!™

- Meets service requirements of GM, Chrysler, Ford, Honda and most other foreign makes
- Maximizes power steering life
- 12-oz./354mL bottle
- Case Qty. 8
- Répond aux exigences d'entretien de GM, Chrysler, Ford, Honda et de la plupart des marques étrangères
- Maximise la durée de vie de la servodirection
- Bouteille de 354 ml/12 oz
- Qté/caisse : 8
- Cumple los requisitos de servicio de GM, Chrysler, Ford, Honda y la mayoría de otras marcas extranjeras
- Aumenta al máximo la duración de la servodirección
- Botella de 12 onzas/354 mL
- Cantidad por caja 8

#4998I (US) #5998IC (CDN)

CHAIN LUBE MULTI-PURPOSE SPRAY GREASE™
 WATERPROOF LUBRICANT™

- Multi-purpose spray grease
- Repels water and resists heat deterioration
- Provides superior protection against corrosion and friction
- 14-oz./397-grams spray can
- Case Qty. 12
- Graisse à usages multiples en aérosol
- Repousse l'eau et résiste à la détérioration causée par la chaleur
- Offre une protection supérieure contre la corrosion et la friction
- Canette aérosol de 397 g/14 oz
- Qté/caisse : 12
- Grasa rociado multifunción
- Repele el agua y resiste el deterioro térmico
- Proporciona una protección superior contra la corrosión y la fricción
- Lata de rociado de 14 onzas/397 gramos
- Cantidad por caja 12





WE'VE GOT YOU COVERED



Gurus On-Call
Phone Support



Gurus On-The-Go
Tech Vans



Gurus On-Demand
Companion App



Gurus Online
eLearning

Garage Gurus is a major "Tech First" initiative from Federal-Mogul Motorparts that's exclusively designed with the tech in mind – providing the most comprehensive program of support tools in the industry. Onsite, online and on-demand, Garage Gurus is committed to arming techs with the latest tools and information so they can keep pace with emerging vehicle technologies.

FMgaragegurus.com

Gurus Tech Hotline
800-325-8886

Gurus Training Registration
888-771-6005

CHAMPION® TECHNOLOGY. TAKING ON TODAY'S TUNE-UP CHALLENGES.

LA TECHNOLOGIE CHAMPION RELÈVE LES DÉFIS DE LA MISE AU POINT DU MONDE MODERNE.

TECNOLOGÍA CHAMPION®. ASUMIENDO LOS RETOS DE AFINADO DE HOY.

ONE-PIECE SPARK PLUG FOR FORD ENGINES

#7989 Champion Double Platinum Power™ Plug Solves Chronic Tune-up Issue

The OE two-piece "high thread" style spark plug used in millions of 4.6L, 5.4L and 6.8L engines is prone to replacement challenges due to separation during removal, leaving the base trapped within the cylinder head. Champion Double Platinum Power™ plugs solve the problem with a one-piece design that eliminates the potential engine tuning headache affecting these engines, and makes replacement convenient and trouble free.

The Challenge: OE Plug

- Two-piece design
- Prone to separation during removal

Champion Technology: #7989

- One-piece design
- Superior durability
- Trouble free plug replacement

**OE Plug
Bougie d'origine
Bujía original**



**#7989
N° 7089
No. 7989**



BOUGIE À CULOT MONOPIÈCE POUR MOTEURS FORD

La bougie Champion Double Platinum Power^{MC} n° 7989 vient résoudre un problème chronique de mise au point

La bougie d'origine en deux pièces de type « high-thread » qui équipe des millions de moteurs 4,6 L, 5,4 L et 6,8 L pose souvent des problèmes au moment du remplacement; les deux pièces se séparent et la base reste coincée dans la culasse. Les bougies Champion Double Platinum Power^{MC} viennent résoudre ce problème grâce à une conception monopiece qui élimine les problèmes potentiels de mise au point de ces moteurs, rendant le remplacement aussi pratique que facile.

Le défi : Bougie d'origine

- Conception en deux pièces
- Sujette à la séparation au moment de la dépose

Technologie Champion : N° 7989

- Conception monopiece
- Durabilité supérieure
- Remplacement facile et sans problème

BUJÍA DE UNA PIEZA PARA MOTORES FORD

La bujía Double Platinum Power™ de Champion No. 7989 resuelve el problema de afinado crónico

La bujía original de dos piezas de "rosca larga" usadas en millones de motores de 4.6 L, 5.4 L y 6.8 L tiende a presentar retos de reemplazo debido a la separación durante la retirada, dejando la base atrapada dentro de la culata. Las bujías Double Platinum Power™ de Champion resuelven el problema con un diseño de una pieza que elimina el potencial problema de afinado del motor que afecta a estos motores, y hace que el reemplazo sea conveniente y sin problemas.

El reto: Bujía original

- Diseño de dos piezas
- Tiende a separarse durante la retirada

Tecnología Champion: No. 7989

- Diseño de una pieza
- Durabilidad superior
- Reemplazo de bujías sin problemas



YEAR ANNÉE AÑO	MAKE MARQUE MARCA	MODEL MODÈLE MODELO	ENGINE CYLINDRÉE MOTOR
2008-2005	Ford	Expedition	5.4L V8 (VIN 5)
2008-2006	Ford	Explorer	4.6L V8 (VIN 8)
2008-2004	Ford	F-150	5.4L V8 (VIN 5)
2008-2005	Ford	F-250, F-350	5.4L V8 (VIN 5)
2008-2005	Ford	F-250, F-350, F-450, F-550	6.8L V10 (VIN Y)
2008-2005	Ford	Mustang	4.6L V8 (VIN H)
2008-2005	Lincoln	Mark LT, Navigator	5.4L V8 (VIN 5)
2008-2006	Mercury	Mountaineer	4.6L V8 (VIN 8)





THE LATEST COVERAGE
www.FMe-cat.com

TM

©2015 Federal-Mogul Motorparts Corporation
Southfield, MI 48034
Printed in U.S.A.
80M GC(FM)APT

Reorder No. 1015v2015
N° de réapprovisionnement 1015v2015
Reordene el No. 1015v2015

All trademarks shown are owned by Federal-Mogul Corporation, or one or more of its subsidiaries, in one or more countries. All rights reserved.

 **FEDERAL-MOGUL
MOTORPARTS**